

## **Historic, Archive Document**

Do not assume content reflects current scientific knowledge, policies, or practices.



The Seeds that YIELD are sold by FIELD  
**HENRY FIELD**  
**SEED CO.**  
SHENANDOAH, IOWA.

LIBRARY RECEIVED  
MAR 25 1920  
U.S. Department of Agriculture



*A letter  
from  
Henry Field*

*The  
Early June  
Tomato.  
Best early  
Tomato*

**ANNUAL SEED CATALOG**  
**1914**

# The Seedsman's Conscience

Some one has said that "The trial ground is the seedsman's conscience, staring him in the face all summer with his mistakes, or praising him for his carefulness."

**The Gospel Truth.** That is the Gospel truth, too. Every word of it. I count my trial grounds the most important part of my seed business. Old Mother Nature won't lie to me. If she shows up a mistake in some lot of seeds and proves it to me in the trial grounds, I take it meekly, and strive to do better next time.

**Biggest Trial Grounds in the West.** Do you know that I have the most extensive and thorough trial grounds in the West. There is no seedsman anywhere in this part of the country that puts in anywhere near the time and space I do in growing and testing the seed stock he sells. That is why I am so positive in what I tell you, and so certain I am right about it.

**Everything Tested and Compared.** From every variety of seeds I sell I save out a sample and plant it in my trial grounds, alongside of samples from a lot of other leading growers. Last summer I had over 1,000 different samples, all planted separately, marked, staked and watched carefully. It's pretty hard to fool me after I have watched the garden all summer. If anything goes wrong, or I have better stocks than the other fellow, or he has better than mine, I know it before any one else does.

**Revelation of the Microscope.** It's hard to fool the microscope. Look at these samples of clover seed pictured here. They are taken with a microscopic attachment on the camera making the seed look ten times its natural size. Any one of the samples would look fairly good to the naked eye, and a good salesman could sell you any one of them by shading the price a little. If you saw them enlarged this way though, a man couldn't run fast enough to give you those lower ones. You may not be in shape to test them rigidly yourself, but I am, and if I sell you seed for first class, you can bank on it that I know what I am talking about. I've seen them the way they look in these pictures.

**The Verdict of Test Boxes.** All fall and winter and spring they are at work and they tell "the truth, the whole truth, and nothing but the truth." No matter in how big a hurry we are to use out of a bag of seeds, we wait till we get the decision of the test boxes. They are the court of last resort, and, if the germination shows up poor, that bag of seed goes on the dump. That's why I feel safe in offering to replace free any seeds that are bad. I'd be a fool to make that offer unless I knew what I was talking about.

**The Summing up of the Whole Matter.** I tell you this thing of the purity and germination of seed is a mighty important proposition. Just look carefully at those clover seed photographs again. How would you like to get a dose of that No. 3 or No. 4? The man who sells you the seed may mean well, but if he has had the decision of the microscope and the test box and the accumulated lessons of several years of trial grounds, he knows positively what he is talking about. He would be a fool or a rascal, or both, to sell you anything but good seeds after the chance he has to know the difference.

Whatever you buy of me, if it don't look like your money's worth, you can have your money back.

**Your Money's Worth or Your Money Back.** It is agreed and understood that any seeds or other goods ordered of us may be returned at any time within ten days after receipt if not entirely satisfactory, and money will be refunded, and that we will refill at any time any garden seeds, flower seeds, or flower bulbs, with which you do not feel entirely satisfied; but we do not and cannot in any way warrant the crop, as it is dependent on so many conditions beyond our control.

## Henry Field Seed Company



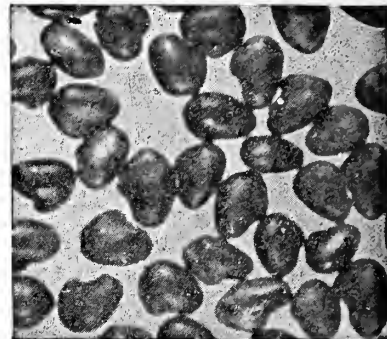
Inspecting the Test Boxes

Every lot of seeds must show a rigid germination test before it's used. This is a special incubator-seedtester made for me by M. M. Johnson, Clay Center, Neb. We use it for the garden seeds. We have a big specially built tester for the seed corn.

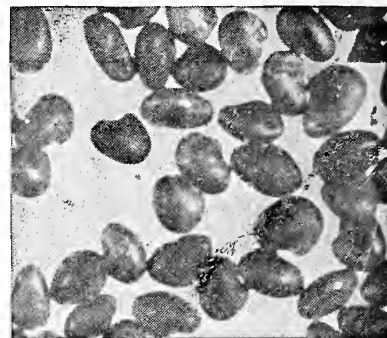
H. F.

# What the Microscope Shows

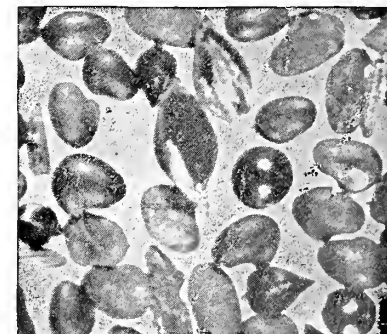
Sample of Clover Seed Magnified 10 Times



Pure clover seed. Large, plump, even size, and no weed seed or trash. This kind of seed gives a crop of clover that is worth money—and that is what you are after, these days.



Second-grade Clover Seed. Seed uneven, some shrunk and some weed seeds. If you sow such stuff, you won't get a crop worth cutting. It would be dear as a gift.



Dangerous Clover Seed. Looks fairly well, but full of bad weed seeds. Nine kinds of noxious weeds in the small sample shown. Don't buy such at any price.



Trashy Clover Seed, full of all kinds of weed seeds and miscellaneous calamity. Better let the ground lie idle than to waste time sowing such trash. It would be ten dollars an acre damage if you got it for nothing. You can get good seed if you insist on it.



**T**HIS PICTURE shows how I answer your letters. I don't really write them. It would take too long. I just sit up all evening and talk it at the dictaphone just like I was talking direct to you, and next morning it takes two or three girls to copy it all off and send it to you. It works fine. I couldn't answer a tenth part of the letters I get if it wasn't for this.

### A Letter From the Boss

No, this isn't exactly a letter either. It's more a sort of a post script. The whole catalog is meant to be a sort of a big letter to you. That's the way I wrote it and that's the way I meant it.

This page, although it's the first page in the book, is the last one I write. I've written all the rest of the book, and now it's all done, and off my mind and the big press up stairs is all ready to roll, to start printing the last run of the catalog, and the printer just came down to say that if I had anything more to say I'd have to say it quick.

All right. I haven't got much to say and it won't take me long to say it, and it won't amount to much after it's said, so if you are in a hurry to read the catalog, you can just go on then come back to this later.

I hope you enjoy reading the catalog as much as I have enjoyed writing it. I believe you will. You will find it different from any catalog you ever read. It may be better than the rest or it may not. That is all according to your notion. But anyway, it's different and that's worth something.

If you don't want to take the time to read it, you can look at the pictures anyway. It's great on pictures, and they're real pictures too, real photographs instead of the highly inflated imaginary circus poster effects you find in some catalogs.

This catalog is strictly a home made affair. We printed it all ourselves and I wrote every word of it, and now I'm ready to answer your letters. Write and tell me how you like it anyway. And if you like it and like the way we do business, tell your friends about us.

Don't be stingy and keep a good thing to yourself. Pass it along. I'll be glad to send a catalog and a copy of SEED SENSE to anyone you recommend.

It's been a great old year, hasn't it? Considering the drouths and the floods and the hot weather and all the rest of it, I think we're lucky we most of us got through alive. But we did and I suppose are all properly thankful.

The seed business was great and is getting better all the time. Seems like every customer brought in two or three new ones and that's the way it ought to be. What are friends for if they don't give you a boost.

Keep it up. We've got plenty more good seeds here, and plenty of room to work in, and the best lot of helpers you ever saw, and you can't send the orders in any too fast to suit us.

Oh yes, I forgot to tell you about our trip last summer. Of course we took a camping out trip with the auto and all the family. Couldn't get along without it. Went to the Ozark country this time. Had a fine time and met lots of nice people and saw lots of pretty country and camped out and lived in the tent and had a good time in general.

We had peaches and watermelon and fried chicken till you couldn't rest. Do you know how good fried chicken tastes when it's fried over a campfire in the edge of the woods after you've driven all day? And several places we visited with people we got acquainted with and they had country ham and fresh honey and hot bread and peach preserves and all the rest of the fixins. Say it was great.

We all got home safe and sound and brown and fat and ready to go again. Baby Ruth had as big a time as anybody. I had a lot of pictures and story about it in the September number of SEED SENSE. Did you get one? If not, let me know and I'll send you one.

Well, this all hasn't very much to do with the seed catalog and the seed business. But this page isn't for business anyway. It's no use worrying about business all the time. There's lots more in this world than orders and dollars and cents and all that. Just as well get a little fun and enjoyment out of it as you go along.

I hope you'll send in a seed order and get all your friends to send, for I know I can do you some good, and I take pride in watching the business grow. But if you don't send an order I won't cry my eyes out about it. There'll be plenty more, and we'll all live through it someday. And if you don't order this year you sure will next year, for they always come back in time.

And anyway, write me a letter. I like to know people and get letters from them and meet them when I go on trips and I like the pictures they send in and all the rest of it. And send an order if you can.

JANUARY 1ST, 1914.

HENRY FIELD.

P. S. — If you want to please me mightily, the cleverest thing you can do is to send in a subscription for SEED SENSE, and maybe another one for some friend. I am giving you this for a hint, like the little boy does just before Christmas. I will send you a sample copy of it free either with this catalog or shortly afterward. It will cost you 25c for 12 numbers and a premium thrown in. I know it's worth it. H. F.



"I aint mad at nobody." Ruth.



It all started from my mother reading the James Vick seed catalog to me; it was my dearest possession.



A kind-hearted old lady gave me an order for 50 cents' worth of seeds. My first order.



At eight years of age I embarked in the gardening business, walking two miles to town with garden stuff to sell.



Worked in seed store at \$3.50 a week, but the inspiration I gained made it worth while.



When I was twenty-one, I was doing a big market business on my own little truck farm.

## The Beginnings of a Seed Business



IT IS always interesting to look at a big business and know the inside history of it, the reasons for its being, and how it started. My seed business now ranks as one of the dozen largest in the United States. I have customers at probably every post-office in the country. I have a lovely big fire-proof building, and over 100 people working for me; it all traces back to 50 cents' worth of home-grown flower seed which I put up and sold over thirty-five years ago when I was a boy five years old.

I think it all started from the reading of the James Vick catalog. James Vick was really the father of the mail-order seed business, and I can remember yet just how that catalog looked to me. It was my dearest possession, and I can remember yet having my mother reading it out loud to me. Up to that time my ambition had been somewhat divided, and I did not really know whether I wanted to be a policeman or a railroad engineer, but it certainly was to be one of the two. After studying that catalog, however, I wanted to be a seedsman, and I insisted that my mother write to Mr. Vick to that effect.

The dear old man wrote me a personal letter in reply, which I carried around till I wore it out. He also sent me a colored picture of Gladiolas, the first I had ever seen.

All the next summer I was saving seed every chance I got, but when fall came, to my sore disappointment, I could not find any one who would buy them. Finally Aunt Martha Long a kind-hearted old lady, out of the goodness of her heart, gave me an order for 50 cents' worth of flower seeds, and I think I must have worked several days making up by hand the little envelopes to put the seeds in, and getting them filled to my satisfaction. It may interest you to know that this old lady was until recently living at an advanced age out in California, and was still a customer of the Henry Field Seed Co.

At eight years old, I embarked in the market-gardening business for myself, walking two miles to town with a basket on each arm. My father and I were in partnership on the deal, and I got half the proceeds. The little old account book shows I cashed \$3.65 for my share. I was not in the seed business yet, but I was getting as near to it as I could.

About this time I got a prize of a silver dollar from my Sunday school teacher for perfect attendance. I invested the whole thing in pansy seed and was going to get rich raising pansy plants to sell. After they were grown I was unable to sell any, as ours was a little country town with no market for flowers.

Every year I got more and more into the market-garden business. My father was a livestock farmer, but my tastes ran entirely to garden stuff, and flowers and fruit. He humored me in this and allowed me to have practically a free hand at my kind of farming, and worked up quite a trade on strawberry plants and seed potatoes of improved varieties.

At fifteen I got my first experience in real seed business. At that time, Livingston's Seed Company, then and now of Columbus, Ohio, had a branch house at Des Moines, Iowa, in charge of one of the sons, Josiah.

I went to Des Moines and worked in the seedhouse all winter for him. It was there I met the late A. W. Livingston, of Tomato fame, a lovable old man, and I gained from him a bigger and better idea of the seed business than I had ever had up to that time. I worked for \$3.50 a week that winter and paid \$3.00 of it for board, but what I learned, and the inspiration I gained, made it richly worth while.

I could not get into the seed business on my own account yet, however, as it kept me busy making a living, but all of the time I was dreaming about how I would run a seed business if I got the chance, and it may interest you to know that the plans formulated at that time, now over twenty years ago, are the identical plans that have made the Henry Field Seed Company the great and prosperous firm it is, and are still the backbone of the business.

By the time I was twenty-one, I was doing a big trucking and market-garden business on my own account, was married and settled down on a little truck-farm of my own (bought on long time). I had a big local trade in strawberry plants and seed potatoes, and about this time I began to broaden out into a seed business in a small way. I raised seeds myself from choice strains developed in my market-garden business, and the neighbors kept coming to me for seeds. They noticed that I had pretty fair luck with gardening, and they wanted the "same seeds that I used," so I took to soliciting orders among my neighbors every winter, and would work nights and stormy days putting up the seeds and getting them ready for delivery. I was the whole thing myself, from catalog to delivery wagon. I sold good, dependable seeds at a reasonable price, and helped my customers in every way to make a success with them. Of course, the business spread.

It wasn't long before I was supplying half of the county, and getting mail-orders from outside. I had to turn the front room of our little four-room house into an office, and the barn into a seed-house. Pretty soon I had to get out a catalog or price list. This was in 1899, fifteen years ago now. It was a little four-page folder that I printed myself nights on a hand-power printing press. I worked nights for two weeks or more



I took to soliciting orders among my neighbors every winter, and would work nights and stormy days putting up the seeds and getting them ready for delivery. I sold good, dependable seed at a reasonable price, and helped my customers in every way to make a success with them.



My first catalog — a little four page folder that I printed nights myself, on a hand-power printing press. My business was very small then. The next year I had a twelve-page catalog with some pictures in it.



We are still growing. Every customer recommends me to two or three others. Most of our new business comes from personal recommendations of satisfied customers. But back of it all is the fact that I have delivered the goods.



We furnish nearly one-third of the postal business of this town, and have the largest winter payroll in the town, employing over a hundred people in the different departments. Our postoffice here does more business than any other in this congressional district. We keep our postmaster and his employees on the run sometimes.




My First Seed House 1902

That was 11 years ago. Well, we had to build an addition to that building every year. By 1907 we had built on every side of it and there was no room to build any farther. In 1903 we had put out our first catalog. It was thirty-two pages, nicely printed and with a colored cover.

About that time, possibly the next year, I started the crusade for selling seed corn in the ear instead of shelled. The seed trade laughed at me, then growled at me. They said I was unsettling the whole seed business, but my customers liked it, and they simple swamped me with seed-corn business. Practically every seedsman in the United States now offers ear seed corn.

Then along about 1906 I commenced grading my shelled seed corn, so it would run in an edge drop planter. This was the first attempt any seedsman ever made to do such a thing. They all do it now—they have to.

All this time the business had been growing and expanding till it had entirely out-grown our facilities, so in 1907 some of my friends told me I ought to incorporate the business and let them help me. They offered to go in with me and help put the business in shape so that we could take care of the customers in the right manner, so we organized the HENRY FIELD SEED COMPANY with \$75,000 capital and put up a fine, big, fireproof seed house down near the track where we could load and unload the cars right at our own platform. Here is a picture of the building just as it looks, but it does not show the seed corn annex, which is a building about the same size, but not so tall, on the other side of the main building as it shows in the picture.



Our Big, New, Fireproof Building, Built in 1907

getting out a few thousand of them. The next year I had a twelve-page catalog with some pictures in it, but of course, the business was, as yet very small.

About 1902 I built my first seed-house, a story and a half structure, costing about \$500, and with my name in big letters across the front of it. Maybe you think I wasn't proud of it. It seemed a terrible venture to put that much money into a building to be used solely for a seed business, and the building was really bigger than it seemed I would ever need, but I had the nerve to go ahead with it. Here is the photograph of it.

We have beautiful grounds around the building all planted to flowers, and trial grounds, and such as that. The seed growing is on farms farther out, except small particular lots which I have here on the home grounds where they can be right under my eye. We have a splendid printing office right in the building where we do all of our own printing. In a busy time we have over 100 people working in the different departments. We furnish nearly one-third of the postal business of this town, and have the largest winter pay-roll in the place. We have probably the finest collection of Peonies in the world, over 300 named varieties, many of them very rare. We have a collection of Gladiolas which flower lovers have come hundreds of miles to see when they were in bloom. We have built up the grade of seed corn around Shenandoah until Page county is known far and wide for the excellence of the corn grown here, and it all traces back to the five-year-old boy studying Vick's catalog and making a sale of 50 cents, worth of flower seed.

And we are still growing. Our increase last year was over 50 per cent. At the time this is written, our increase this year so far is above 80 per cent over last year. Where it will all stop I don't know. Every customer recommends me to two or three others. Of course, I have advertised, and sent out nice catalogs and all that; but back of it all is the fact that I have delivered the goods.

All the good advertising in the world wouldn't do a bit of good if I didn't back it up with value received. I know that as well as you do. The advertising is simply my show-window to attract customers. After they come once, it is up to me to keep them coming, and I really believe that four-fifths of our new business comes not from advertising, but from the personal recommendations of satisfied customers.

HENRY FIELD.  
P. S. — I want your help to make the business bigger yet. Speak a good word for me to that neighbor of yours and hand him your catalog. I will gladly send you another

**Why Not Parcel Post on Seeds?**

For some unexplained reason seeds, bulbs and plants are not included in the Parcel Post rates, but take a flat rate of 8c per lb. anywhere in the country. Parcel Post rates would in most cases be much cheaper. It is you who have to pay the difference. Write a letter to the Third Assistant Postmaster General, Washington, D. C., and ask why. If enough of you do this it may be righted.

**Parcels Post Zones**

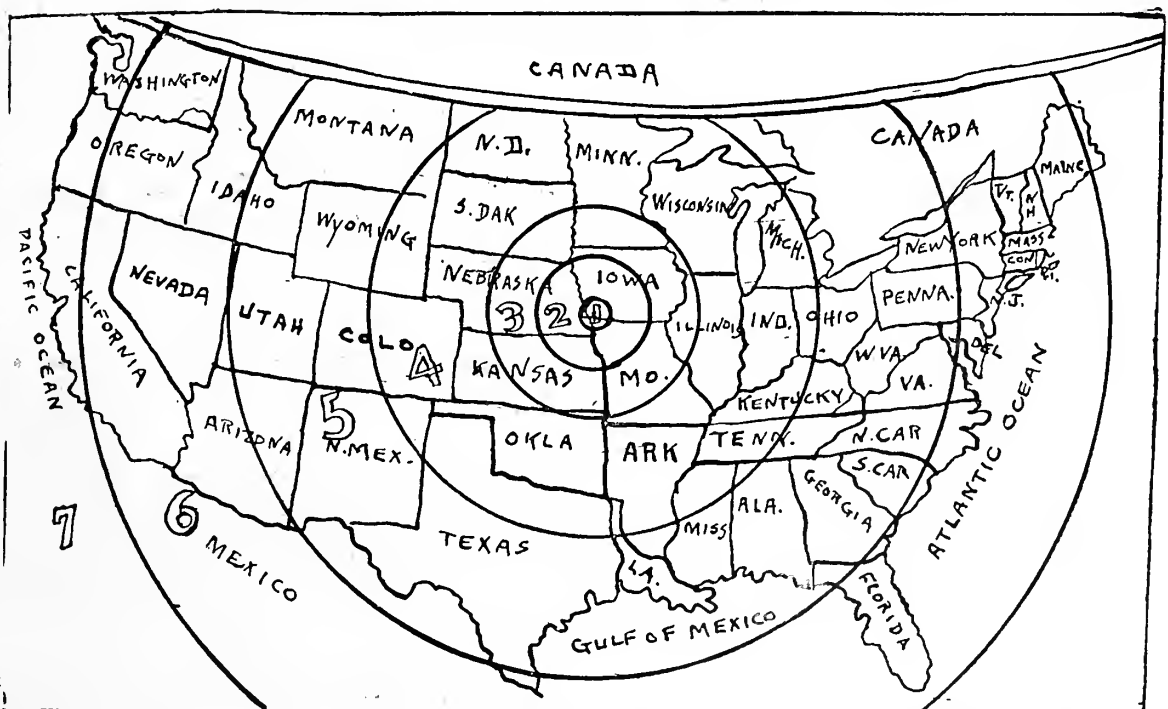
From Shenandoah, Iowa

This map shows you where we are located, and you can see at a glance what zone you are in from our place. By figuring up from the table below you can tell what the Parcels Post charges would be on merchandise from here. Remember that a fraction of a pound is always charged as a full pound. For instance: 18 ounces would be called 2 pounds. Also remember that there is an extra charge on the first pound. Here are the rates.

- Zone 1, 1c per pound plus 4c.
- .. 2, 1c per pound plus 4c.
- .. 3, 2c per pound plus 4c.
- .. 4, 4c per pound plus 3c.
- .. 5, 6c per pound plus 2c.
- .. 6, 8c per pound plus 1c.
- .. 7, 10c per pound plus 1c.
- .. 8, 12c per pound flat.

These rates apply to practically all merchandise except seeds, plants and bulbs.

Weight limit on zones 1 and 2 is 50 lbs. On the rest 20 lbs.



**Parcels Post on Seeds**

They don't get it. I don't know why. The ways of politicians are beyond me. They have the same weight limit but pay the old flat rate of 8c per lb. or more strictly speaking, 1c for each 2 ozs. We price all small seeds prepaid, but if you want seed corn, or potatoes or onion sets, or other heavy seeds to come by mail allow 8c per lb.

We can make good use of Parcel Post on small machinery such as grass seeders, sprayers, garden tools and repairs. They take regular zone rates which you can figure from the map above. Some day may be the seeds, bulbs and plants will be counted in with other merchandise and if you hear that has been done, you can have them sent at zone rates as named above.

# The Rainbow Chaser



**I** STARTED out to call this a page of fakes, and then I changed my mind, for my courage failed me. I was afraid I might hurt some one's feelings; and, by telling the truth about some of these wonderful "novelties", I am certainly stepping on the toes of some mighty prominent seedsmen. I confess that two or three of these things I have listed and sold myself with at least a half-way endorsement; but then I always was a little inclined to get a little bit over-enthusiastic, and some of these things really do seem attractive, especially the first year they are grown.



**The Rainbow Chaser.** The rainbow chaser is a man who is always hunting for something wonderful, something fine, something greater than anyone has ever had before. That is a commendable spirit, but sometimes carried to extremes; and, sad to say, some of the seedsmen have banked on this trait among their customers and offered wonderful "novelties", which, to say at least, were overboomed. It is a wonderful temptation to do this. Just as sure as one of those wonderful "novelties" is announced, I get hundreds of letters asking why I do not offer it for sale. They are all ready to buy and begging for a chance to spend their money, and they cannot understand why I want to wait and try it a year myself. They think I am behind the times.

All these new things that come out I try at least one year myself, before I offer them, then, if I am pleased with it, I offer it for sale to my customers. On the contrary, if I am not suited with it, if it looks to me like a fake, I simply say nothing about it. At least that is the way I have always done, but have decided that this year I would take one page for my very own, and tell the cold, brutal truth about some of these wonderful "novelties." I also offer them for sale, and many others not listed here I can supply. In fact, any wonderful novelty or new creation that you see offered by other seedsmen I can generally supply at a reasonable price, and also I can probably tell you the real truth about it, whether it is of real value or not.

Now, mind you, I don't say these things are fakes, pure and simple. I do say they have been over-boomed. They have points of value, and are of real value in some special locations, but they are not suited for general culture, as a rule, and should not be planted on a large scale without thorough trial in a small way first.

**The Wonderberry.** The Wonderberry for instance — Did you invest in that? Hundreds of my customers begged me for seed, but I was afraid of it, and wanted to wait a year.

If you planted some, or your neighbor did, you know all about the wonderful Wonderberry now. It was said to be wonderfully delicious, even luscious. Have you eaten one? How did you like it? Did you cry for more? I know several people who have eaten some of the berries and I have not yet found any one who is leaving out his strawberries to plant Wonderberries.

**Himalaya Berry.** It is barely possible that this will be very nearly what is claimed for it, but I am rather doubtful about it. On our own grounds it is certainly a strong grower, but it has not lived through a winter yet for me. Samples of the fruit which I have seen are much like blackberries, but rather small. I do not believe it will make us rich, or take the place of blackberries, but it is worth experimenting with. Plants 10 cts. each, 3 for 25 cts.

**Pencilaria.** I plead guilty to having listed this myself for several years. Under favorable conditions it makes an enormous growth, and I was greatly pleased with it, and I still believe that in good weather, and right conditions, it will make more growth than any fodder crop you can plant; but if you allow it to get much size it is too tough to be of any account. It is hard to get a stand, too. I thought honest'y that it was different from Pearl millet, but I now really think it is absolutely the same thing as Pearl millet or Cat-tail millet. Pkt. 10 cts., 30 cts. per pound, postpaid.

**Billion Dollar Grass** (Japanese Millet, Barnyard Millet). This is simply an overgrown type of the common barnyard grass family. It makes a rank, ragged growth, and on rich ground will make a large yield of hay, but of doubtful quality. Price, large pkt. 10 cts., 30 cts. per lb., postpaid.

**Jerusalem Artichoke.** A rank weed that you will never be able to get rid of. Yield of roots is small and quality poor. Let them alone.

## About Trying Novelties

I don't want you to think from what I say above that I am opposed to new varieties. The horticultural world progresses by the addition of new and improved varieties, but a tendency with many seedsmen and nurserymen has been to run wild on these new things, to get over-enthusiased about them and to over-boom them. Now, I want you to try new varieties that look reasonable, possible and sensible, but don't risk your whole crop on any new variety and don't spend much money on it the first year. Try it out in a small way

**Helianti.** This wonderful vegetable from France, which was to revolutionize farming, I find to be very similar to the Jerusalem Artichoke, but not so good. The roots taste like Artichokes, but are smaller and more slender.

**Teosinte.** This is the wonderful fodder crop that is supposed to yield 300 tons of green fodder per acre. The fact of the matter is that it is a sub-tropical plant which will not grow in this country except in the hottest weather and under the most favorable conditions and then will not make so much as good corn fodder would. It is quite a curiosity in that it stools, making sometimes 20 to 30 stalks from a single seed, and with great care and a warm location it will sometimes make a big growth of fodder, Large package 25 cts., 75 cts. per pound.

I see right now that if I am going to name all these wonderful "novelties" that are offered to the public, it will take more pages than I can spare. You know the list about as well as I do. Here are some of the old timers.

**Sacaline,** the wonderful forage plant from the coast of Asia; **Bohemian Oats,** which were all the rage here about 15 years ago; the **Tree Blackberry,** from which we were all going to get rich; the **Japanese Wine Berry,** the **Crimson Winter Rhubarb,** **Alaska Wheat,** and so on.

It's no use to try going through the whole list. It would take too long and wouldn't do any good anyway. I guess there's no way but to let people buy these things if they want them. But coming down a little closer to actual values, here are a few things you want to look out for:

**300-Bushel Corn.** You all know as well as I do that it is mighty seldom in this weak and erring world that we ever get beyond 100 bushels of corn per acre. On small plots I have got 135 bushels per acre, but that's "going some," and when any one offers you 300-bushel corn or even 200-bushel corn, just make him show his papers.

**200-Bushel Oats.** Some oats are offered as 300 bushels and some as 175 per acre, and you know as well as I that even in the wonderful irrigation country it is seldom that they get over 100 bushels.

**47-Day Tomato.** The best that any State Experiment Station has been able to do on tomatoes was 95 days from seeding to harvest.

**35-Day Potato.** If you can get potatoes big enough to eat in 35 days from planting the seed, you are beating anything I can do by about three weeks.

That kind of potatoes would be worth about \$100 a bushel, but I haven't got them. Now, I could go on here all day, telling you about these things, but I don't believe it is necessary. If you want any of these wonderful things, I will sell them to you and you can get the experience cheaper than you could in most places, but you take my advice and stick to things that sound at least reasonable.


P. S. I knew one man who bought some 300-bushel oats. He said he didn't believe they would yield that much, but even discounting it 50 per cent they would be great stuff. I asked him how he fixed his percentage. If he admitted that the man who sold them was 50 per cent liar, why not 100 per cent.

He tried the oats, anyway, and he's raised his percentage.

P. S. While you are about it you might add the Thornless Cactus the Seedless Apple, and the Belgian Hare; and you might as well add Ginseng, too.

H. F.  
P. P. S. Add the Seedless Watermelon, too.

I wish to apologize for these pictures. They are simply specimens of the Rainbow Chaser style of pictures clipped from representative sources. Do they look familiar to you?



first, trying a few new things each year. Then, after they succeed well and look profitable, you can go after them hard the next year. And above all, don't fool with new things unless they look reasonable and possible. You can easily tell by reading the description and looking at the pictures whether the man is really trying to tell you the truth or is simply trying to hoodwink you. If he tells you things that you know from your own experience are absolutely foolish, don't bother with him for a minute. Of course, you can see for yourself the difference between natural enthusiasm or personal pride in your own production, on the one hand, and downright guff on the other hand,



# A Seedsman's Troubles

(This was written in the worst of the April rush while it was all fresh in my mind and then laid away to be put in the new catalog, where it might do some good.)

I know it isn't polite to tell your troubles, and most generally don't even do any good, but I'm going to write mine down here anyway and that will relieve my feelings some.

It's too late to help any on this year's business, but if I start early by putting it in the next catalog it may help some.

I don't want you to think I am fussing at you. Dear me, no. I don't believe in fussing. It's too hard on the nerves. But there's a lot of little things that maybe you never thought of that keep me fretted and bothered when I ought to be putting in my time getting your order filled.

Why can't people order seeds a little earlier? All through February and part of March we had lots of time to fill orders, more time than we needed. Just had to sit around and wait part of the time. Now we are getting in orders about twice as fast as we can fill them.

Yesterday we had over 1,200 orders. Lots of them big ones, too. And every man wanted his order filed at once or sooner and shipped by return train. And we can't possibly fill over about 900 orders a day. Somebody will have to wait.

We have plenty of corn and seeds of all kinds, and we will get the orders filled in time, but some of them will have to wait maybe a week.

And why can't people learn to give their name and address in writing a letter. Right now I've got a dozen important letters on my desk that I can't answer because either the name or the town or the state is left off. And over at the order desk they've got twenty or more orders that can't be filled for the same reason.

Most of these are small orders that are paid for with stamps or silver. If money orders or checks had been used I could trace them.

Such lots of nice letters I am getting. Almost every order has a letter with it, and how I do enjoy them. I don't have time now in the rush to answer a tenth part of them, but I read every one of them. And I answer all the most important ones. It's keeping four or five stenographers as busy as bees.

I wish when people order corn they would say whether they want ear or shelled corn. There were five or six rush corn orders today that didn't say a word about how they wanted it shipped. Either I must make a long range guess at what they want or wait till I can write to them, and either way is likely to make them mad.

I wish you could see the difference between two letters I got today. Both of them were from customers who had found mistakes in their orders. Now, we make mistakes sometimes, same as any one else, and we expect to be called down occasionally, but we don't like to have it rubbed in too severe.

One man called us names, and was going to write to a postoffice inspector about it, and just tore up the earth in general. But he didn't give his order number, or state plainly what was short on his order. I'll correct the mistake all right, but I won't do a thing more than I have to.

My nerves are ragged anyway from working sixteen hours a day and the rest of the boys are in about the same shape. Wish I had



One Afternoon's Delivery of Our Outgoing Mail at the Shenandoah Postoffice

The postoffice here does more business than any other in this congressional district and we furnish about one-third of the whole amount. We furnish more than twice as much postal business as any other firm in Shenandoah. I guess that's going some.

that man here for about five minutes. I'd like to tell him a few things.

The other man started out by giving his order number, mentioned the articles that had been left out, returned the checker's slip so I could see who checked out the order, and closed by hoping we would find the order. Said the rest of the stuff was fine. Sure, we fixed him out in a jiffy, sent the missing items by prepaid express, and threw in a few flower seeds for his wife. Nice man. Come again.

Which letter did you write?

When you write about an order you have sent, whatever else you do, be sure and give the order number. It is on the acknowledgement we send you, and on the freight receipt, and on the tags, and on the label on the bundle of garden seeds.

We've got over 50,000 orders filed away here and if we know the number we can locate yours in a second. If you don't give your number we have to hunt a long time for it. Honest, it keeps one girl busy all the time just hunting up such cases.

If you don't know the number and can't find it, then tell us what date you mailed the order and the amount of money you sent, and how you sent it. The cash book will help us locate it then.

I like the seed business. Wouldn't do anything else if I could. But this time of year it's fierce. We've all of us, (about a hundred in all) worked just about day and night for the last two weeks. Had to do it.

We are glad to get the business, too. Appreciate every bit of it. But please make it as easy for us as you can. Make the orders as clear and explicit as possible. Be sure and sign your name and town.

And don't kick if your order is delayed a few days if you order in a rush time. And if you find a mistake, (which I assure you will not be often) don't sulk or go to your neighbors, or get mad, but tell us briefly and kindly what is the trouble and we will make it right with you and then some. That's what we are here for.

HENRY FIELD



The Garden Seed Buildings

These are in addition to our main building and seed corn house. These buildings are for the Garden Seed Department entirely.

You know I told you how we had a big new building a purpose for the garden seed department. Walt Pitzer, the head of the department, had been fussing all the time for more room to fill orders in, so when the plow company failed and left their big, new buildings empty, I bought them and moved Pitzer and his crowd in there.

You can't get much of an idea of the buildings from this picture but one of them is over 300 feet long and the other not quite so long but very wide. All steam heated and in dandy shape, too. They are filling garden seed orders there about twice as fast as they ever did before, but they've got it to do, for the orders are already coming in pretty near twice as fast as they did last year. He didn't get more room any too soon.

They are just down the track a little ways from the main building and we keep a boy on the trot all the time carrying letters and orders, and such stuff back and forth, and I'm down there myself whenever I can get away. The garden seeds are shipped right from there. We open the orders at the office and take the money out and make a record of the order and then send it down to them to fill and ship.


## Some of Our Friends and Customers at Home



Mr. J. E. Gardner and wife, Lyndon, Kansas, and a load of Early June Tomatoes

Mr. Gardner writes as follows:


*"Just thought I would drop you a line and congratulate you on your Early June Tomatoes. I had out three acres last summer that netted me \$700. Had out twelve acres of late varieties that did not make a peck to the acre. We have a small canning factory on the farm. We ship the early ones and can the late ones. We put up 5,000 cans this season and shipped \$700 worth to Colorado of your Early June Tomato. You surely will get more orders this coming season from this part of the country."*



A Home in Northwest Nebraska

This picture was send me by Walter Whetstine, Broadwater, Neb. Here is what he writes:

*"I will send you the picture of our home. We live at the foot of a big rocky hill back of the house. This is myself and little brother. I am nine and he is five and that is mother sitting in the chair. I have a watermelon in my arms."*



Silo on the O. V. Ranch, Henry Lowell, Mgr., Castle Rock, Colo.


He plants the Red 90-day and White Australian corn from us in that country and they grow with great success there. It is a great dairy country and lots of silos are in use.

We ship silo corn seed all over the country from New York and New England to Colorado and even California. If you want some first class silo corn we can fix you out. This one neighborhood buys thousands of pounds of it from us.



Mrs. Allie Richardson, Baldwin, Kansas, and her three children, Ethel, Elmer and Edna.

Mrs. Richardson is a splendid gardener and has a fine family of children. She says they walked five miles a day to school every day for several years and never were tardy or missed a day.



A Comfortable Home in South Dakota.

The home of Mrs. E. and Guy Wiley, Wilmont, So Dak.



A Home in Oregon.

Picture sent by Abbie VanOrmer, Baker City, Ore.

### Our Future Customers

I have been showing so many pictures of our eight children in the catalog and in Seed Sense that people from all over the country have been sending in pictures of their children to prove that they have got finer children than I have.

Of course I am not ready to admit that they have got me beat, but just the same, the pictures show a mighty fine looking lot of babies from all over the country. I wish I had room for all of them, but here are a few of them taken just as they come, and they come from all over the United States. It would take a big book to hold all of them. Some of the rest I will show in SEED SENSE later on.



A Nebraska Baby

Roberta Miller, daughter of Mr. and Mrs. Carl Miller of Garden County, Nebraska.



Imogene Anderson, Livingstone, Mont., daughter of J. L. Anderson.



Laura May Williams, Cassville, Mo., and her pet, Bill.

Her mother says she is five years old and has red hair and black eyes. She washes the dishes, and sets the table, and carries wood.



A Pair of Iowa Boys  
Raymond and Harold Bunch, Sons of L. S. Bunch, Albia, Iowa.



Bernard Thompson, son of Mr. and Mrs. Chas. Thompson, Nemaha, Nebr.



An Illinois Girl.  
Miss Hulda Williams, Patomac, Ill.



Mary Elizabeth, the 3 year old granddaughter of Mrs. M. M. Fortenbaugh, Mechanicsburg, Pa.



A Michigan Baby.  
Francis Armina Bradley, Charlotte, Mich. Age eight months.

# The Popcorn Boys and the Popcorn They Raised From One Ear

Can you beat these boys growing popcorn? If you do you will have to go some. Just see what they did. Each boy grew the big pile of popcorn he shows, from a single small ear of Baby Golden. Wouldn't you like to have such popcorn of your own?

I will continue the same contest for next year. \$5.00 for the best letter and picture, and 50c each for 10 or more of the next best. Close Nov. 15th, 1914. See page 43.



Edward C. Fisher, Knox, Ind., R. 4.

We had a dry summer, but I think I had good luck anyway. Mamma gave me a place by her cabbage patch and I hoed it and husked it myself. I had 658 ears and it weighed 38 lbs. So far I have sold 15c worth besides what I gave to my friends. I was ten years old in October.



Russell Bevington, Galveston, Ind.

Last spring I bought one ear of Baby Golden Popcorn. I counted 15 ears from one grain. I raised 54 lbs. from one ear. I had more than this, but our horses reached over the garden fence and sampled a few ears. I sold one pound for 10c. I expect to sell the perfect ears for seed. I am 14 years old.



Frank Hanson, 302 North Spruce St., Creston, Iowa.

I planted the kernels about six inches apart and made two rows of the one ear, which were about thirty inches apart. I hoed and pulled the weeds out as much as I could, but the dry weather we had in the summer months ruined the corn a great deal, for the corn grew so short. Next year when I plant my popcorn I will not plant it so close together. I picked my popcorn and weighed it and had thirty six pounds from the one ear. I do not think I will sell any of the popcorn, for I will keep it to pop, although several have asked for some.



Robert Anthony, Dallas Center, Iowa.

We bought one ear of your Baby Golden Popcorn last spring. Papa gave me the corner of the garden, 16x20 feet, and I planted the ear of corn. I hoed it myself, and kept it clean. This is the picture of my corn, 66½ lbs., and three sisters and baby brother and myself. My corn was a little too thick and the weather was very dry.



Willie Chiles, Climbing Hill, Iowa.

I am sending you my picture with my popcorn, the Baby Golden. We planted the one little ear and picked just 55 lbs. this fall.

Earl Peck; Mechanicsburg, Pa.

*I think every grain came up. I got three peck and a quarter. I did not get my picture taking because I could not get any one to take it. But I will send you a sample of it. I could not get time to sell any more than \$.15 worth. I gest toke it in on the 11 day of Oct, And you see I didn't get time to go around any get. I am 13 years old.*


I never in all my life saw any kind of popcorn that would yield as many ears to the stalk as the Baby Golden. Just see what it did for these boys in a poor year. And good — you never saw such tender, flaky corn. Price, select ears 10c each, 3 for 25c, post-paid. See page 43.

I wish I had room to give the boys' letters in full. They are dandies. I just had room for a little from each one. Some I have saved to put in Seed Sense later. Watch for them.



James Russel Francis, Strongsville, O.

I had just one hundred hills with three kernels in each hill. I hoed and tended to it all myself and when it was ripe I cut and husked it alone. I had two pecks and one-half and it weighed 29 pounds. I am going to sell half of it.



Oral Nelson, Creston, Iowa, R. 1.

I counted the grains of popcorn on the ear and there were three hundred. You can tell by the picture I am sending you that my corn turned out pretty good. When I was shucking it I thought it would make two bushels, but I got one and a half.

# The Watermelon Boys *Also See Next Page*



**Otis Hunt, Spencer, Nebr.**

I am sending you a picture of myself and some of my watermelons. My watermelons didn't do very good but I got some pretty good ones just the same. I didn't weigh them but they were good size.



**Geo. P. McElwain, Eldorado Springs Mo.**

It was very dry here this summer but we had melons to eat just the same. I planted my seed April 29th. When seed came up I had a good stand of over 60 hills. We had ripe melons before August. Our neighbors failed this year to raise any. We gave to our friends who said they were the only ones they had eaten this year.



**Cecil Sherrill, Sherrill, Mo.**

I had two rows of popcorn from the one ear and after it got up about 8 inches high the cows bit it off but it came out new.



**Thos. Tyler, Bristol, Tenn.**

I am 10 years old. I planted my seed in new ground May 3rd. I never ate so many good melons in all my life. I am trying for a corn prize here in Bristol with your White Elephant seed corn.



**Chas. and Artie Demary, St. Libory, Neb.**

Although it was terrible dry we raised some very nice melons and we took some melons to our sick grandma and she said the melons was nice and sweet. As we drove into town to have our picture taken several people came to the wagon and wanted to know if they were for sale and we told them not until we had our picture taken. We sold some at 50c each.



**Leland Johnson, Fairland, Ind.**

My biggest melon weighed 80 lbs.



**Irby Cantrell, Bradford, Tenn.**

I beat my father raising melons, you bet I did.

## Watermelon Prize Winners

### First Prize

Willie Smith, Donelson, Tenn.

### Second Prize

- Joseph Pfab, Jr., Colo, Iowa
- C. and A. Demary, St. Libory, Nebr.
- Richard Moorhead, Newton, Mo.
- Tom Tyler, Bristol, Tenn.
- Leland O. Johnston, Fairland, Ind.
- Geo. P. McElwain, Eldorado Springs, Mo.
- Clinton V. Harden, Shelbyville, Ill.
- Wm. Schueller, Ravenna, Ohio
- Roy W. Robison, Marsland, Nebr.
- Frank Hement, Anita, Iowa
- Lawrence Peterschmidt, Quincy, Ill.
- David Pfeiffer, Walla Walla, Wash.
- Albert Chapman, Jr., Thedford, Nebr.
- J. L. Dillman, Willow Hill, Ill.
- W. and G. Whetstine, Broadwater, Nebr.
- Otie Hunt, Spencer, Nebr.
- Roy Myers, Dumfries, Iowa
- II. and C. Buskirk, Wisner, Nebr.
- Fern and Vern Fitzgerald, Spade, Nebr.
- O. J. Warren, Jr. Guthrie Center, Iowa.
- Ina and Clara Grimm, Selden, Nebr.
- Jim Cash, Slocum, Ark.
- Irby Cantrell, Bradford, Tenn.
- Burton Harris, Linden, Mich.

## Popcorn Prize Winners

### First Prize

- Willie Chiles, Climbing Hill, Iowa
- Russel Bevington, Galveston, Ind.
- James R. Francis, Strongsville, Ohio
- Frank Hanson, Creston, Iowa
- Edward C. Fisher, Knox, Ind.

### Second Prize

- Cecil Sherrill, Sherrill, Mo.
- Oral Nelson, Creston, Iowa
- Raymond Knutson, Ogdensburg, Wis.
- Geo. J. Foster, Nemah, Wis.
- Robert Anthony, Dallas Center, Iowa
- F. and C. Hartzell, Humboldt, Nebr.
- Thos. Cutter, Coin, Iowa
- Arthur Beymer, Newell, Iowa
- Harry Gray, Toledo, Iowa
- Elmer Neve, Underwood, Iowa
- Van Avery Gowmaster, Upper Sandusky O.
- Carson Spittler, Mogadore, Ohio

### Boys' Watermelon Collection

A whole melon patch for 10c.

I want every boy and girl in the country to have a melon patch like these boys did. You can see what they did and there is no reason why you should not do as well or better.

A single small packet of seed is not enough for a hungry boy to start with, so I am putting up a mixture of about 25 of the best kinds of melons, and putting it up in big packages of over an ounce each. I guess there must be enough in one of them for 100 hills of melons — 50 hills anyway. I will send these for 10c postpaid. Now send along your 10c and get this collection and you will have a start towards the finest melon patch you ever saw. Maybe you can beat these boys and get into the catalog next year.




Willie J. Smith, Donelson, Tenn., R. 1.

Last spring you sent me a package of your boys melon seed, and I will try and tell you how I worked the melon patch. First the ground was plowed, then harrowed, then layed off, and the hills were made about 6 feet apart; then as soon as the ground was warm enough I planted the seeds, then after they came up I plowed them five times, run the cultivator through them once and hoed them three times. You can tell in the picture about the size of them. We sure had melons to eat and sell too. I am thinking of raising more next year, and if you should happen to come this way stop in and I will give you a melon feast.



David Pfeiffer, Walla Walla, Wash.

I bought a package of your boys watermelon collection. I only had enough ground for 10 hills, but the melons were all nice big ones. I sold one of them to two champion watermelon eaters in our neighborhood, but it was too big for them, so I had to help them out. I did the planting, irrigating and hosing myself. I am sending you a picture of myself and some of my melons. The large one was the largest melon at the Walla Walla county fair. It weighed 44 lbs. I beat my father about 8 lbs. The rest a' so took a prize as a group of melons. They were the largest and sweetest I ever ate.



Wm. Schueler and brothers, Ravenna, Ohio

### The Watermelon Boys

It seems like boys and water melons are just naturally made for each other. Anyway they seem to go together mighty well. Look at the success these boys had growing melons. They got results that most grown men would be glad to equal.

And these are just a few of the hundreds of boys that raised melons and sent me letters and pictures about them. These shown in the catalog and some more that will be shown in Seed Sense later are the prize-winners.

The same contest will be continued for next year and I want all the boys and girls to get into it, \$5.00 for the best letter and picture and 50c each for 10 to 50 more.



J. L. Dillman, Willow Hill, Ill.

Am sending you picture of my two boys, Olin, age 9 and Virgil Dillman, age 7, the largest is Lin. We planted the watermelon seed we got of you in spring and enjoyed a good harvest as you will see by the picture. Will need more in the spring, so don't forget us. We will look for a catalog.



Frank Dement, Anita, Iowa, R. 1.

These melons were raised from the boy's collection. We raised some fine melons. We had our patch in the corn field. The bugs eat all the Princess vines we started, but we will buy again next year. I didn't suppose the picture would win the prize, but I thought I would send it anyhow.



Albert Chapman, Jr., Thedford, Neb.

I planted a package of your 10c collection of melon seeds on sod and raised some fine fine melons, the largest weighed 48 pounds. I told my boy friends about them and showed my picture and they are going to try a package next spring. I am 9 years old.



Joseph Pfab, Jr., Colo, Iowa

I got a package of your watermelon collection. We had all the ripe melons we wanted, and so many kinds and all good ones too, and we still have some in the cellar yet. I got 400 melons off of that patch. I gave a lot of melons to the neighbors, for we surely could not eat them all ourselves.




**Richard and Carl Moorhead  
Newton, Mo.**

We raised some big melons and sweet ones too. We had a good many of them. I thought for a while the bugs was going to get my vines, but I bugged them every morning for about two weeks. We have had all the melons we could eat and more too.



**Burton J. Harris, R. 2, Linden, Mich.**

I had a real good garden this summer. I had lots of watermelons, muskmelons, tomatoes and cabbage. I had a golden honey watermelon which weighed 30 pounds and a good many of the boys' collection weighing from 25 to 30 pounds. I had one tomato which weighed 1 pound and 13 ounces, and 28 tomatoes that made a good big half bushel. I had about 50 heads of Norseman cabbage.



**Roy W. Robinson, Marsland, Neb.**


I planted the seed the last week in May. I planted from five to seven seeds in a hill. In about a week they came up, and it seemed that every seed came. I had to thin them out. We had our first ripe melon the first of August. That piece of melon that I hold in my lap is nice and ripe, but the picture don't show it.

## The Watermelon Boys



**Roy Myers, Dumfries, Iowa, Rt. 1.**

Enclosed find picture of my melons grown from the collection. Considering the long dry spell we had many kind of very nice, large melons, best I ever raised. I planted them May 9th, and picked my first ripe one August 12th. For each hill I dug a hole about one foot deep, and two feet across, which I filled two-thirds with manure. I then covered it with about three inches of soil, then I planted my seed, when they were well through the ground I hoed them once a week, the results were fine melons.



**Walden & Geo. Whetsline,  
Broadwater, Nebr.**

Here in the western part of Nebraska we had a very dry year, but I raised about a wagon load of watermelons besides a lot of muskmelons. We had melons that weighed 40 lbs. Say, they were fine. I had to put up some scare crows to keep out the coyotes. They eat one half dozen one night. I also put a wire around it about a foot high, after that they never crossed it. This is myself and little brother. I am 9 and he is 5.

(See Photo on Page 10.)

We will send you our picture taken with a load of melons, ready for market. All kinds. This is what makes it nice, so many kinds. Well we got 1st premium on largest watermelon at our fair so you see we had some big ones. Will send you the ribbon. I and my two brothers like to work with the melons. We like to eat them, too.—Wm. Schueler, Ravenna, Ohio, Rt. 4.



**Lawrence Peterschmidt, Quincy, Ill. Rt. 3.**

I bought a package of your boys watermelon collection and had the ground plowed for them early in the spring. I planted the seed May 2nd, and picked my first ripe melon August 6th. I always kept the patch clean. We had a drouth here, but it did not hurt my melons much because I took pains and watered them three times a week in the evening around the hills. The melon I am holding and the one in front of me were the two best kinds I raised. I raised about a wagon load of melons.



**Ruby and Paul Harden, Shelbyville Ill., R. 4.**

Although Shelby county had one of the hottest and driest seasons ever known, I sold one hundred and forty dollars worth of melons. I enclose post card of Ruby Fern and Paul Clinton sitting among some Tom Watsons, but the Kleckley Sweets are good enough for me. CLINTON V. HARDEN.



I am 8 years old. I got my watermelon seed from you. My mamma dug the holes with a hoe and I planted and covered the seeds. I sold \$25.00 or \$30.00 worth of melons out of my patch. O. R. WARREN, JR., Guthrie Center, Ia.

CONDENSED PRICE LIST OF GARDEN SEEDS FOR 1914

This is a condensed list of all the garden seeds that are described and priced in the 1914 catalog. I have written short descriptions here of each item and put down the correct postpaid price.

Everything is listed here, and the prices are the same as in the body of the catalog. You can make up your order from this even better than from the complete catalog, as it is handier to get at.

Wholesale Prices. For prices on large amounts of garden seeds to come by freight or express at your expense see blue list.

I Guarantee Safe Arrival of all money sent to me by check, draft, money order, or registered letter, and I guarantee safe arrival of the goods to you. If for any reason goods fail to arrive I will refill free.

Parcel Post. Seeds go by Parcel Post all right, but do not take Zone rates. They take instead a flat rate of 8c per lb. everywhere.

These Prices Are Postpaid. Unless otherwise specified, these prices include prepayment of all postage, delivered anywhere in the U. S.

How to Send Money. You can send the money any way you please, only it is not safe to send loose silver, and loose stamps are a nuisance. Silver is almost sure to break out of the envelope unless extra-well wrapped. Send Money Order, Draft or Check, if you can. Next best is paper money in a registered letter. Failing these, send silver in a card wrapper, and use as a last resort, stamps. Canadian stamps we can't use.

Asparagus				Pole Beans				Cabbage				
Pkt.	Oz.	1/2-Lb.	Lb.	Oz.	1/2-Pt.	Pt.	Qt.	Pkt.	Oz.	1/2-Lb.	Lb.	
Bonvalett's Giant	10	20	50	Lazy Wife	05	10	25	Early Winningstat	05	20	60	2.10
Very early, large and tender.				Too late to be of much value, except in the South.				Medium early, pointed heads.				
Columbian Mammoth White	05	10	25	White Creaseback	05	10	25	First Crop	05	25	75	2.60
Has large white or very light green stalks.				Small pod, prolific late.				Small, early, pointed head. Distinct but of doubtful value.				
Conover's Colossal	05	10	25	White Seeded Cutshort	05	10	25	Fotler's Brunswick	05	20	60	2.10
Standard sort; large, green stalks.				Small pod; weak grower, very late.				Low growing, second early, flat heads.				
Palmetto	05	10	25	White Seeded Kentucky Wonder	05	10	25	Henderson's Early Summer	05	20	60	2.10
Very desirable; has bright green stalks.				Medium large pod, fair yielder, early.				Flat head, medium size.				
<b>Beans</b>				<b>Wax Podded.</b>				<b>Early round heads, very uniform.</b>				
Dwarf or Bush, Green Podded Snap				Golden Carmine				Norseman				
	Oz.	1/2-Pt.	Pt.	Qt.	10	15	35	60	10	1.00		
Black Valentine	05	10	25	45	Medium sized, flat pods, late.				Early round heads, very uniform.			
Very early; resembles Round Pod Valentine.					Golden Cluster Wax	10	15	35				
Burpee's Stringless Green Pod	05	10	25	45	Medium early, flat pods.							
Very prolific and tender, round pods.					Golden Wonder	10	25					
Early Six Weeks	05	10	25	45	Broad, flat pods, good yielder, medium early.							
An early, flat pod bean.					Kentucky Wonder Wax	10	15	35				
Field's Fir St Early	10	15	35	60	Pods long and broad. Quality fine, early.							
A very early large, flat pod, heavy yielder.					<b>Pole Limas</b>							
Giant Stringless Green Pod	05	10	25	45	Extra Early Lima	05	10	25				
Round pod; resembles Burpee's; but later.					Small; yields enormously; earliest pole lima.							
Refugee, or 1-000 to 1	05	10	25	45	King Lima	05	10	25				
Late, heavy yielding, round pod variety.					Large, of high quality, rather late.							
Round Pod Valentine	05	10	25	45	Scibert's Early Lima	05	10	25				
A splendid, well-known, early variety.					Some earlier than King Lima; of high quality.							
<b>Beans</b>				<b>Beets</b>				<b>Cauliflower</b>				
Dwarf or Bush, Wax or Yellow Podded.				For Table Use.				Danish Crown.				
	1/2-Oz.	Oz.	1/2-lb.	Lb.	1/2-Oz.	Oz.	1/2-lb.	Lb.	Pkt.	1/2-Oz.	Oz.	
Challenge Black Wax	05	10	25	45	Blood Turnip	05	10	25	90	10	60	2.00
Small round pod, very prolific, early.					Main crop; roots slightly flattened.							
Davis White Kidney Wax	05	10	25	45	Crimson Globe	05	10	25	90			
Large, flat pod; good for shelling or snap.					Smooth, globe-shaped, medium early.							
Golden Wax	05	10	25	45	Crosby's Egyptian	05	10	25	90			
Medium size, flat pod of good quality.					Early, smooth, flattened, globe-shaped, bright red.							
Hodson Wax	05	10	25	45	Detroit Dark Red	05	10	25	90			
Long, flat pods; very late and excellent quality.					Early, dark red, round and smooth.							
New Stringless Yellow Pod	10	15	35	60	Eclipse	05	10	25	90			
Medium size, round, tender pods.					Early, bright red, globe-shaped, good size.							
Pencil Pod Black Wax	05	10	25	45	Extra Early Flat Egyptian	05	10	25	90			
Very early; thrifty grower.					Very early, small tops.							
Perfection Wax	05	10	25	45	Long Blood	05	10	25	90			
Large, long, straight pod, prolific, late.					Late; flesh dark red.							
Wardwell's Kidney Wax	05	10	25	45	New Model	05	10	25	90			
Early. Large, flat pod. Does not rust.					Medium early, smooth, globe-shaped.							
<b>Beans</b>				<b>Beets</b>				<b>Carrots</b>				
Bush Varieties for Shell Beans.				For Stock Use.				Chantenay				
	05	10	25	45	Giant Feeding Sugar	05	15	55	05	15	30	1.00
Burpee's Bush Lima	05	10	25	45	Rich in protein and sugar; good size.							
Good bean; but requires long season.					Golden Tankard Mangel	05	15	55				
Dreer's Bush Lima	05	10	25	45	Medium size; easily harvested							
Quality and yield good. Bush low and spreading.					Klein Wanzleben	05	15	55				
Dwarf Horticultural	05	10	25	45	Sugar beet, white flesh.							
Splendid Shell Bean.					Mammoth Long Red Mangel	05	15	55				
Fordhook Bush Lima	05	10	25	45	Yields enormously, large and long.							
Best large-podded bush Lima.					Red Eckendorfer	05	15	55				
Henderson's Bush Lima	05	10	25	45	Short, thick beet that grows almost entirely above ground; very easily harvested.							
Very prolific; small bean.					Yellow Eckendorfer	05	15	55				
Prolific Trec	05	10	25	45	Same as above, except in color.							
A good yielding field bean.					Giant Sludstrup	05	15	55				
Red Kidney	05	10	25	45	Very high feeding value; yields well.							
Used extensively as shell bean.					<b>Cabbage</b>							
White Kidney	05	10	25	45	Early and Second Early.	Pkt.	Oz.	1/2-lb.	Lb.			
Similar to above, but has white seeds.					All Head Early	05	25	75	2.60			
White Wonder	05	10	25	45	Large, flat heads, full in center, second early.							
An improvement on the old navy field bean.					All Seasons	05	20	60	2.10			
<b>Pole Beans</b>				<b>Celery</b>				<b>Cucumbers</b>				
Green Podded.				American Crown.				Chicago Pickle				
	05	10	25	45	Giant Pascal	05	25	75	2.60			
Cutshort or Cornhill	05	10	25	45	Large, late variety, good keeper.							
Short, straight pod, thrifty vine, late.					Golden Self-Bleaching	10	75					
Dutch Case Knife	05	10	25	45	Creamy white, easy to bleach.							
Large podded, white seeded, prolific.					Golden Hearted Dwarf	05	25					
Horticultural or Cranberry	05	10	25	45	Resembles the above; not as large							
Medium long pods, late.					White Plume	05	25					
Improved Missouri Wonder	05	10	25	45	Very tender and of delicate flavor.							
Early, heavy yielder, splendid quality.					<b>Cucumbers</b>							
Kentucky Wonder	05	10	25	45	Chicago Pickle	05	25	75	2.60			
Long, fleshy pod, early.					Early Spring	05	25	75	2.60			
					Very early, round, flat heads.							



	3-Oz.	Oz.
Cool and Crisp	.05	15 35
Early strain of White Spine.		
Davis Perfect	.05	15 35
A beautiful long green slicer.		
Early Cluster	.05	15 35
Medium short, good early slicer.		
Early Cyclone	.05	15 35
Earliest of all, rather small.		
Early Russian	.05	15 35
Very early and short, good pickler.		
Emerald	.10	20 45
Large, late slicing, always green.		
Evergreen	.05	15 35
Medium size, good all purpose variety.		
Everbearing	.05	15 35
Rather short, Early Russian superior.		
Fordhook Famous	.10	20 45
Very large, late slicing variety.		
Goliath	.10	20 45
A very large, late variety.		
Grand Forcing	.10	20 45
Recommended to be a good forcer.		
Henderson's Perfected White Spine	.05	15 35
Medium early, prolific, fine slicer.		
Klondike	.05	15 35
Main crop slicer. White Spine type.		
Long Green	.05	15 35
Large, long, slicing. Mighty fine.		
White Pearl	.05	15 35
Medium size, good for slicing.		
White Spine	.05	15 35
Medium long slicer. Good cropper.		
<b>Egg Plant</b>		
Black Beauty	.05	25 75
Earliest large variety; rich glossy skin.		
Early Long Purple	.05	25 75
Small, but early.		
New York Purple	.05	25 75
Good size, pear shaped; very popular.		
<b>Lettuce</b>		
Big Boston	.05	15 35
Large, butter head, good shipper.		
Black Seeded Simpson	.05	15 35
Large, early, loose head.		
California Cream Butter	.05	15 35
Smooth leaf and small head; fine quality.		
Grand Rapids	.05	15 35
Good forcing, bunching variety. Very pretty.		
Hanson	.05	15 35
Cabbage head type, good summer variety.		
Iceberg	.05	15 35
Crisp head variety, very large.		
May King	.05	15 35
Very early, butterhead type.		
Prizehead	.05	15 35
Reddish brown leaves. Quality fine, bunching.		
White Heart Cos	.05	15 35
Elongated head, medium size.		
<b>Muskmelons</b>		
Banana	.05	15 35 1.35
Long, yellow melon; fair quality.		
Bay View	.05	10 30 1.00
Large, oblong, green-fleshed melon.		
Burrell's Gem (Extra fine)	.05	15 35 1.35
Pink meated Rocky Ford.		
California Cream Cantaloupe	.05	10 25 75
Large, old-fashioned, yellow variety.		
Emerald Gem	.05	10 30 1.00
Medium sized. Salmon fleshed, fine quality.		
Extra Early Hackensack	.05	10 25 75
Said to be 10 days earlier than Hackensack.		
Field's Daisy	.10	25 60 2.10
Yellow fleshed; of highest quality.		
Fordhook	.05	15 35 1.35
Small, red flesh, fair quality.		
Genoa Casaba	.05	15 35 1.35
Winter Muskmelon.		
Green Meated Nutmeg	.05	10 25 75
Medium sized melon. Good quality.		
Hackensack	.05	10 25 75
Large, round melon, green fleshed.		
Improved Rocky Ford	.05	15 35 1.35
Southern type. Larger than standard.		
Long Island Beauty	.05	10 30 1.00
An improved Hackensack.		
Netted Osage	.10	20 50 1.85
Salmon-fleshed, very uniform, prolific.		
Osage	.05	10 30 1.00
Thick, yellow flesh, fine quality.		
Perfection	.05	15 35 1.35
Mighty fine, large, yellow-fleshed melon.		
Rocky Ford or Netted Gem	.05	10 25 75
Small, well-netted, green-fleshed, shipper.		
Rocky Ford-Pollock Strain	.05	15 35 1.35
Special selection of Rocky Ford.		
Rocky Ford—Standard	.05	15 35 1.35
Highest type of Rocky Ford.		
Shumway's Giant	.05	10 30 1.00
Very large and late; generally poor quality.		

<b>Onions</b>		Pkt.	Oz.	1/2-lb.
Australian Brown	.05	10 30		
Stands dry weather well. Flat.				
Australian Yellow Globe	.05	15 40		
Something like above variety.				
Barletta	.05	15 40		
Standard white pickler.				
Early Red Globe	.05	15 40		
Medium size. For early market.				
Giant Prizetaker	.05	15 40		
A very large, mild onion, yellow.				
Globe Red Wethersfield	.05	15 40		
Globe strain of Red Wethersfield.				
Large Red Globe	.05	15 40		
Rich red in color and a heavy yielder.				
Mountain Danvers	.10	30 80		
Extremely early, slightly flattened, globe-shape.				
New Big Red	.05	25 75		
Very large and mild; does not keep well.				
New Queen	.05	20 60		
Rather small, early, white onion.				
Ohio Yellow Globe	.05	15 40		
Very uniform; standard in the East.				
Pedigree Red Globe	.10	20 80		
Michigan grown, dark red, very uniform in size and shape.				
Red Wethersfield	.05	15 40		
Standard flat variety; heavy yielder.				
Silver King	.05	20 60		
Large, white, flat onion.				
Silver Skin or White Portugal	.05	15 40		
Early, medium size. Good for early use.				
Southport White Globe	.05	25 75		
Large and late, good keeper.				
Yellow Danvers Flat	.05	10 35		
A very good yielder and keeper.				
Yellow Globe Danvers	.05	15 40		
Runs very uniform in size and shape.				
Yellow Strasburg	.05	15 40		
Good variety to grow sets from.				
<b>Onion Sets</b>				
Either Red, Yellow or White.	Pt.	Qt.	2-Qt.	Gal.
By mail postpaid	.15	25 45 85		
By express; not prepaid	.10	15 25 45		
Extra small (pea size) 10c per qt. additional.				
<b>Parsnips</b>				
	1/2-Oz.	Oz.	1/2-Lb.	
Hollow Crown	.05	10 20		
Large, long, heavy yielder.				
Improved Half Long	.05	10 20		
Much like above, but some shorter.				
<b>Peanuts</b>				
	1/2-Pt.	Pt.	Qt.	
Early Northern	.10	20 35		
Small, early variety, prolific.				
Jumbo	.10	20 35		
Larger and some later than above.				
<b>Peas</b>				
	Pkt.	1/2-Pt.	Pt.	Qt.
Smooth Early	.05	10 25 50		
Alaska	.05	10 25 50		
Best extreme early.				
Fillbasket	.05	10 25 50		
Long, fat pod, heavy yielder, follows Alaska and Improved Extra Early.				
Improved Extra Early	.05	10 25 50		
Good yielder; well filled pods.				
<b>Peas</b>				
	Pkt.	1/2-Pt.	Pt.	Qt.
Wrinkled Early	.05	10 25 50		
American Wonder	.05	10 25 50		
Very dwarf, high quality, early.				
Gradus	.05	12 30 60		
High quality, medium tall, large pod.				
Laxtonian	.05	12 30 60		
Very large, well filled pods; highest quality. Vine very dwarf and a healthy green.				
Little Marvel	.05	12 30 60		
Very high quality, good cropper. Dwarf.				
Nott's Excelsior	.05	12 30 60		
Similar to American Wonder.				
Premium Gem (Little Gem)	.05	10 25 50		
Dwarf, medium-sized pod, prolific.				
Surprise	.05	10 25 50		
Very early, quality fine, but not very hardy.				
Sutton's Excelsior	.05	12 30 60		
Dwarf, large pod, high quality.				
Thomas Laxton	.05	12 30 60		
Very much like Gradus.				
<b>Main Crop</b>				
	Pkt.	1/2-Pt.	Pt.	Qt.
Advancer	.05	12 30 60		
Dwarf, medium sized pod, main crop.				
Bliss Everbearing	.05	12 30 60		
Dwarf, strong grower, main crop.				
Champion of England	.05	12 30 60		
Very late, high quality, should be staked.				
Dwarf Champion	.05	10 25 50		
Good quality, prolific, dwarf.				

	Pkt.	1/2-Pt.	Pt.	Qt.
Dwarf Gray Sugar	.05	12 30 60		
To be used like snap beans.				
English Early	.05	12 30 60		
Dwarf, vigorous grower, large pods of high quality.				
English Second Early	.05	12 30 60		
Very dwarf, large pods, fine.				
English Main Crop	.05	12 30 60		
Dark green foliage; lots of large pods.				
Horsford's Market Garden	.05	12 30 60		
Dwarf, medium-sized pod, hardy vines.				
Marrowfat	.05	10 25 50		
Very productive, large, late, poor quality.				
Stratagem	.05	12 30 60		
Large pods, high quality, late.				
Telephone	.05	12 30 60		
Very large pods; should be staked.				
<b>Peppers</b>				
	Pkt.	Oz.		
Hot				
Bouquet	.05	20		
Very small; grows in clusters; red hot.				
Cayenne	.05	20		
Long hot pepper.				
Red Chili	.05	20		
Used extensively in South for Chili sauce.				
Red Cluster	.05	20		
About an inch long; grows in clusters.				
<b>Peppers</b>				
	Pkt.	Oz.		
Sweet or Mango				
Chinese Giant	.10	40		
Largest of all Mangoes, late.				
Golden Queen	.05	20		
Medium sized yellow, early.				
Large Bullnose	.05	20		
Medium sized early, red mango.				
Ruby King	.05	20		
Large, main crop, productive.				
Ruby Giant	.10	40		
Larger and thicker meated than the above.				
Sweet Neapolitan	.05	20		
Very early, medium sized, prolific.				
Yellow Chinese Giant	.10	40		
Similar to Chinese Giant, except color.				
<b>Popcorn</b>				
	Oz.	1/2-Pt.	Pt.	Qt.
Baby Golden, 1 ear 10c, 3 for 25c.				
Very small; yellow.				
Little Giant	.05	15 25 45		
Small, white.				
Queen's Golden	.05	10 20 35		
Large yellow variety.				
Monarch White Rice	.05	10 20 35		
Sharp pointed grain; very popular.				
<b>Pumpkins</b>				
	1/2-Oz.	Oz.	1/2-lb.	Lb.
Big Tom	.05	10 20 60		
Large, heavy yielding, field pumpkin.				
Buff Pie	.10	15 40 1.25		
Large, flat, good for pies or stock.				
Large Cheese	.05	10 20 60		
Standard canning, good for stock.				
Small Sugar	.05	10 20 60		
High quality pie pumpkin.				
Yankee Field	.05	15 40		
Large red cow pumpkin.				
<b>Radishes</b>				
	1/2-Oz.	Oz.	1/2-lb.	
Early Round Varieties	.05	10 25		
Boston Market	.05	10 25		
Shorter than French Breakfast, more white on tip, good forcing.				
Crimson Giant	.05	10 25		
Grows large and remains tender and sweet.				
Crimson Marble	.05	10 25		
Slightly flattened, globe-shaped, uniform.				
Deep Scarlet Olive Shaped	.05	10 25		
Very early, crisp and tender.				
Early Round Dark Red	.05	10 25		
Very early, mild and sweet.				
Early Scarlet Globe	.05	10 25		
Bright red; comes quick.				
Early Bird	.05	10 25		
Similar to above.				
French Breakfast	.05	10 25		
Very early; sets pithy quick.				
Giant Butter	.05	10 25		
An improved Crimson Giant.				
Non Plus Ultra	.05	10 25		
An early round red.				
Round White	.05	10 25		
Best round white variety.				
Scarlet Turnip White Tip	.05	10 25		
A very pretty, early round radish.				
Sparkler	.05	10 25		
Special strain of the above.				
<b>Radishes</b>				
	1/2-Oz.	Oz.	1/2-lb.	
Half Long and Long Varieties	.05	10 25		
Chartier	.05	10 25		
Long, light red; good quality.				
Cincinnati Market	.05	10 25		
Long, red radish, white tip; medium early.				

**Radishes**

	½-Oz.	Oz.	¼-lb.
<b>Half Long and Long Varieties.</b>	½-Oz.	Oz.	¼-lb.
Chartier	.05	10	25
Long, light red; good quality.			
Cincinnati Market	.05	10	25
Long, red radish, white tip; medium early.			
French Forcing or Paris Beauty	.05	10	25
Half long, bright scarlet, very early.			
Icicle	.05	10	25
Very early, crisp, sweet, medium long, white.			
Lady Finger	.05	10	25
A long white. Main crop.			
Long Scarlet	.05	10	25
Large, medium late, good variety.			
Strasburg	.05	10	25
Large, half long white, good summer radish.			
All Seasons	.05	10	25
All of the above and more in a mixture.			

**Radishes**

	½-Oz.	Oz.	¼-lb.
<b>For Winter Use.</b>	½-Oz.	Oz.	¼-lb.
Chinese Rose Winter	.05	10	25
Standard for winter use. Large.			
Chinese White Winter or Mikado	.05	10	25
Very large; similar to above.			
Japanese Radish (Sakurajima)	.10	30	
An extremely large white winter radish.			

**Salsify or Vegetable Oyster**

A good substitute for Oysters.

Instructions for cooking with each package.	Pkt.	Oz.	¼-lb.
	.05	15	50

**Squash**

	½-Oz.	Oz.	¼-lb.	Lb.
<b>Banana</b>	10	25	75	
Long, thick flesh, finest quality, good keeper.				
Blue Hubbard	.05	10	25	90
Large, late, good quality, does not keep well.				
Boston Marrow	.05	10	25	90
Soft shelled Hubbard.				
Cushaw or Crookneck	.05	10	25	90
Old fashioned variety; very popular.				
Delicious	.10	15	40	1.25
Medium size, high quality, winter squash.				
Early Golden Bush Scallop	.05	10	25	90
To be used while green, flat.				
Essex Hybrid or Turk's Turban	.05	10	25	90
Quality or yield fair.				
Exhibition Collection	.15	40		
A mixture of the large squashes and pumpkins.				
Fordhook	.05	10	25	90
Small; fine for baking.				
Golden Hubbard	.05	10	25	90
Fine quality; not a long keeper.				
Old-fashioned Hubbard	.05	10	25	90
Very hard shell, light gray, fine keeper.				
Genuine Hubbard	.05	10	25	90
Larger than above, good keeper, high quality.				
Mammoth White Bush Scallop	.05	10	25	90
Very early; to be used while green.				
Mammoth or Hundred Weight	.05	10	25	90
Very large; good for stock.				
Pattypan or Cymelon	.05	10	25	90
White, flat, scalloped edge.				
Sibley or Pike's Peak	.05	10	25	90
Medium sized, good quality, keeps well.				
Summer Bush Crookneck	.05	10	25	90
A yellow, warty, crooked neck squash.				

**Sweet Corn**

Varieties are arranged as near as possible in order of ripening.

	Oz.	½-Pt.	Pt.	Qt.
<b>Peep O'Day</b>	.05	10	20	35
Extremely early, but small.				
White Mexican (Sioux City)	.05	10	20	35
Best real early sweet corn.				
Adams Extra Early	.05	10	20	35
Not a sweet corn; early and hardy.				
First of All	.05	10	20	35
Early, dry corn, pink, good quality.				
White Cory	.05	10	20	35
Medium sized; standard early.				
White Mexican (Home grown)	.05	10	20	35
Large, early, good quality.				
Early Minnesota	.05	10	20	35
A good early or second early.				
Golden Bantam	.05	10	20	35
High quality; yellow at roasting ear stage.				
Early Champion	.05	10	20	35
Midseason, large ear, good yielder.				
Early Evergreen	.05	10	20	35
High quality, mid-season, too late.				
Black Mexican	.05	10	20	35
Medium late, shallow grained, fair quality.				
Zig Zag Evergreen	.05	10	20	35
Good quality, medium sized ear.				
White Evergreen	.05	10	20	35
Large, deep grained; very juicy and sweet.				

	Oz.	½-Pt.	Pt.	Qt.
<b>Stowell's Evergreen</b>	.05	10	20	35
Rank growing, large eared, late.				
Country Gentleman	.05	10	20	35
Small ear, high quality, deep grain.				
Western Queen	.05	10	20	35
Pink strain of Country Gentleman.				

**Tomatoes**

Varieties are arranged as near as possible in order of ripening.

	Pkt.	Oz.
<b>Field's Early June</b>	Pkt. 10c, 3 for 25c,	Oz. 75.
Good size, smooth, solid, red, productive, few seeds.		
<b>Pink Early June</b>	.15	
Smooth, medium sized, compact bush, good bearer.		
<b>Earliana</b>	.05	25
Standard early red.		
<b>Langdon's Earliana</b>	.05	35
Special strain of Earliana.		
<b>June Pink</b>	.05	25
Very early; somewhat rough.		
<b>Bonny Best</b>	.05	30
Good cropper, small bush, red fruit.		
<b>Dwarf Champion</b>	.05	25
Early pink tree tomato.		
<b>Chalk's Early Jewel</b>	.05	30
Rank grower; smooth red tomato.		
<b>Acme</b>	.05	25
Second early, pink tomato; good shipper.		
<b>Perfection</b>	.05	25
Medium size, bright red.		
<b>Golden Beauty</b>	.05	25
Main crop yellow variety.		
<b>Beauty</b>	.05	25
Main crop, pink, large, good canner.		
<b>Mississippi Girl</b>	.10	75
Large, smooth, bright red; splendid variety.		
<b>Trophy</b>	.05	25
Red; main crop; not as smooth as Stone.		
<b>New Stone</b>	.05	25
Good size, solid, bright red; good canner.		
<b>Matchless</b>	.05	25
Large, smooth, dark red.		
<b>Livingston's Globe</b>	.05	25
Medium size, pink, high quality.		
<b>Buckeye State</b>	.05	30
Very large, dark purple, meaty.		
<b>Ponderosa</b>	.05	35
Solid and meaty, very large, pink.		
<b>Crimson Cushion</b>	.05	35
A Ponderosa, except in color.		
<b>Yellow Pear</b>	.05	25
Standard preserving tomato.		

**Turnips**

	½-Oz.	Oz.	¼-lb.
<b>Amber Globe</b>	.05	10	20
Yellow fleshed; main crop.			
<b>Cowhorn</b>	.05	10	20
Long, white stock turnip.			
<b>Extra Early Milan</b>	.05	10	30
Very early, purple top melon.			
<b>Purple Top Strap Leaf</b>	.05	10	20
Large, flat; for late planting.			
<b>Purple Top Globe</b>	.05	10	20
Large, late variety.			
<b>Rutabaga or German Sweet</b>	.05	10	20
Yellow flesh, small tops.			

**Watermelons**

	½-Oz.	Oz.	¼-lb.	Lb.
<b>Alabama Sweets</b>	.05	10	25	75
Long, striped melon; good shipper.				
<b>Angel Kiss</b>	.10	15	30	1.00
Long, gray-colored melon.				
<b>Chilian</b>	.05	10	25	75
Medium sized; round; very sweet.				
<b>Cole's Early</b>	.05	10	20	65
Small, early, round striped melon.				
<b>Florida Favorite</b>	.05	10	20	65
Medium sized, long striped melon.				
<b>Fordhook Early</b>	.05	10	20	65
Rather short and blocky; solid red flesh.				
<b>Golden Honey</b>	.10	20	60	1.85
Best yellow fleshed melon.				
<b>Halbert Honey</b>	.05	10	25	90
Long, dark green melon; of finest quality.				
<b>Hard Shell Kleckley</b>	.05	15	30	1.00
Rind thin and tough; thick red flesh.				
<b>Harris Early</b>	.05	10	25	75
Like Cole's Early, but earlier.				
<b>Iceberg</b>	.05	10	20	65
An improved Kolb's Gem.				
<b>Ice Cream or Peerless</b>	.05	10	20	65
Medium early, medium sized, for home use.				
<b>Improved Kleckley</b>	.10	15	30	1.00
Selected strain; originated at Rocky Ford.				
<b>Kolb's Gem (Blue Gem)</b>	.05	10	20	65
Nearly round; thick rind; good shipper.				
<b>Kleckley Sweets</b>	.05	10	25	90
Large, oblong, dark green skin, thin rind, bright red flesh; ideal for home use.				
<b>McIvor's Wonderful Sugar</b>	.05	10	20	65
Long, striped melon, fine quality, good shipper.				
<b>Monte Christo</b>	.05	10	25	90
Similar to Kleckley.				
<b>Phinney's Early</b>	.05	10	20	65
Very early and small, fruit oblong and striped.				

	½ Oz.	Oz.	¼-lb.	Lb.
<b>Pickaninny</b>	.10	25	75	
Small seed, small melon, early.				
<b>Princess</b>	.10	25	75	2.60
Small individual sized melon.				
<b>Halbert Rubber Rind</b>	.10	20	50	1.85
High quality melon that will stand handling.				
<b>Sweetheart</b>	.05	10	20	65
Large, round, light green, good shipper.				
<b>Tom Watson</b>	.05	10	25	90
High quality, good shipper, large and long.				
<b>Boy's Watermelon Collection</b>	Large	pkt. 10c		
A mixture of the best varieties.				

**Vegetables used for greens**

	Pkt.	Oz.	¼-lb.
<b>Collards</b>	.05		
Popular in the South.			
<b>Kale, Dwarf</b>	.05	15	
Low growing; belongs to cabbage family.			
<b>Kale, Tall</b>	.05	15	
Stands two to three feet high; leaves very curly.			
<b>Mustard, Black Southern</b>	.05	10	
Grown for the seed.			
<b>Mustard, Chinese Broadleaved</b>	.05	10	
Large, flat leaf, crumbled at edges.			
<b>Mustard, Chinese Curled</b>	.05	10	
Closely resembles Ostrich Plume.			
<b>Mustard, Ostrich Plume</b>	.05	10	
Well named, very pretty.			
<b>Mustard, White</b>	.05	10	
Very early, goes to seed soon.			
<b>Spinach, Bloomsda'e Savoy</b>	.05	10	25
Very early, good sized plant.			
<b>Spinach, Giant Thick Leaf</b>	.05	10	25
Later than above and stands longer without going to seed.			
<b>Swiss Chard Lucullus</b>	.05	10	25
Belongs to Beet family. Large fleshy leaf, good for summer use.			

**Odds and Ends**

	Pkt.	Oz.	¼-lb.
<b>Chicory, Large Rooted</b>	.05	10	
A good substitute for coffee.			
<b>Citron, Red Seeded</b>	.05	15	
Small round, striped, preserving melon.			
<b>Citron, Green Seeded</b>	.05	15	
Long, light green; the pie melon of the south.			
<b>Endive or German Lettuce</b>	.05		
Dark green leaves, very curly.			
<b>Garden Lemon or Vine Peach</b>	.05	20	
Valuable for preserves.			
<b>Garlic</b>	Per bulb 05c	Per lb. 30c	
Tastes like onion, only more so.			
<b>Ground Cherry</b>	.05	30	
Old-fashioned yellow variety.			
<b>Kohl Rabi, White Vienna</b>	.05	20	
Turnip-rooted cabbage.			
<b>Leek, Large Flag</b>	.05	20	
Used for soups.			
<b>Mushrooms</b>	Per Brick 35c,	5 bricks \$1.60	
Lambert's Pure Culture Spawn.			
<b>Okra, mixed</b>	.05	10	35
Cook pods while young.			
<b>Parsley, Moss Curled</b>	.05		
Used for garnishing and seasoning.			
<b>Rhubarb or Pieplant</b>	.05	15	50
Grown for chicken feed.			
<b>Sunflower, Mammoth Russian</b>	½-Pt. 10c	Pt. 20c	
Used for chicken feed.			
<b>Tobacco, White Burley</b>	Pkt. 10	Oz. 40	
Fine strain of this variety.			

**Herbs**

	Pkt.	Oz.
<b>Anise</b>	.05	10
Seeds have a very agreeable, aromatic taste.		
<b>Balm</b>	.10	25
For making balm tea.		
<b>Basil, Sweet</b>	.05	15
For flavoring soups, stews, etc.		
<b>Borage</b>	.05	15
Leaves used for flavoring.		
<b>Caraway</b>	.05	10
Seeds used for flavoring bread.		
<b>Castor Oil Plant</b>	.05	10
Seeds are pressed to obtain oil.		
<b>Coriander</b>	.05	10
Seeds used in confectionery.		

## Garden Seeds - - General Directions For Ordering

**Free Delivery.** The prices given on garden and flower seeds in small quantities include free delivery by mail or prepaid express. This applies to all seeds quoted by the packet, ounce or quarter-pound, and to peas, beans and corn by the pint or quart. Remember this when comparing prices with other catalogs.

**Free Packing.** I make no charges for boxes, sacks, barrels or packing. Many firms charge for all of these.

**Use the Order Sheet.** There is an Order Sheet in the book that will make it easier for you and easier for me. By using it there is much less chance for mistakes. Also a duplicate blank so that you can keep an exact copy of your order. If you should find a shortage be sure and let us know at once.

**How to Send Money.** You can send the money any way you please, only it is not safe to send loose silver, and loose stamps are a nuisance. Silver is almost sure to break out of the envelope unless extra-well wrapped. Send Money Order, Draft or Check, if you can. Next best is paper money in a registered letter. Failing these, send silver in a card wrapper, and use as a last resort, stamps. Canadian stamps we can't use.

**Your Check is Good.** I like to get personal checks. If you have the money to back it, the check is as good as a draft. Saves a trip to town for you, and I like to deal with folks who have a bank account.

**I Guarantee Safe Arrival** of all money sent by Check, Draft, Money Order or Registered letter.

**Wholesale Prices.** For market-gardeners and other large buyers ask for special price list.

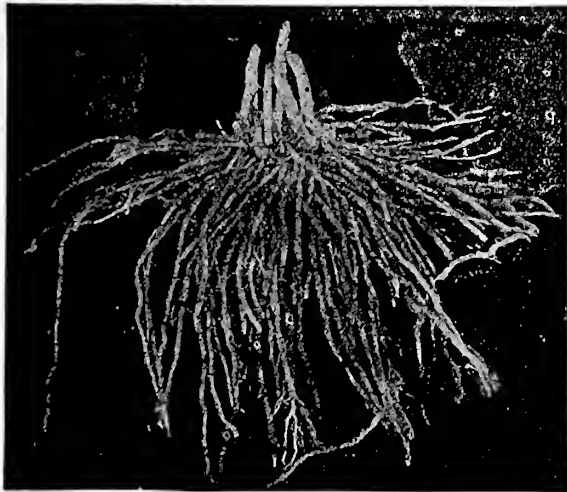
**Quick Shipment.** Practically all orders are filled the same day received, and as we have excellent railroad facilities here we can get quick action on the shipments. Shipping receipt is sent you as soon as the goods are started, and if they are delayed on the road, let me know and I will poke up the railroad people.

**Seeds By Express.** We prefer to send seeds by express rather than by mail where possible, as there is no limit on weight, and we get a receipt when we start the seeds. With your permission we will send by prepaid express instead of mail if it is just as convenient to you. Let us know about this.

If you order seeds to come by express at your expense, you may deduct 8c per pound or pint from postpaid prices quoted.

Seeds of all kinds take a much lower express rate than regular merchandise. At least 20 per cent less and often better than that. This ruling applies to seeds, plants, seed corn, seed potatoes and bulbs. It does not have to be prepaid, but is the same whether paid at this end or that.

**Our References.** If we are unknown to you, have your banker look us up in either Dunn's or Bradstreet's, or write to the First National Bank here. Or if you prefer you can write to the Postmaster, Express agent (Adams and Wells Fargo here), R. R. agent (C. B. & Q. and Wabash here), mayor, any pastor (all kinds here), any business man, or for that matter, any one in Shenandoah. I was born here and have lived here over 40 years. I have lots of friends and some enemies, and they will all speak a good word for me.



### Asparagus

Most people hesitate to plant this most delicious vegetable because they imagine it is hard to grow, but this is a mistake. Plant the seed just like you would onion seed, in good rich soil where you want it to stand, or in a bed from which you can move the plants to the proper place after one year's growth. Keep it well hoed and weeded the first year. And after that you can mulch it and not weed it at all. It gets to full size by second or third year. It does not have to be trenched as some people suppose; if the ground is rich and moist that is all that is necessary. I have an extra big stock of seed grown by a German gardener at Muscatine and can make special prices for large lots; write for prices. Full instructions for growing given in our free leaflet. Ask for it.

**Columbian Mammoth White.** A new and distinct variety having light green or white stalks. Very large and tender. It does not come entirely straight from seed, but will come about 80 per cent white.  $\frac{1}{2}$ -oz. 5 cts., oz. 10 cts.,  $\frac{1}{4}$ -lb. 25 cts., lb. 75 cts., postpaid.

**Conover's Colossal.** The standard sort. Large green stalks. Early and tender.  $\frac{1}{2}$ -oz. 5 cts., oz. 10 cts.,  $\frac{1}{4}$ -lb. 25 cts., lb. 75 cts., postpaid.

**Palmetto.** A standard large sort. Much grown east for market.  $\frac{1}{2}$ -oz. 5 cts., oz. 10 cts.,  $\frac{1}{4}$ -lb. 25 cts., lb. 75 cts., postpaid.

**Bonvalette's Giant.** A new variety and the best of all. It has the advantage of coming into bearing fully a year ahead of other kinds. Yearling plants of this sort are as large as two-year plants of other kinds. It is also remarkably resistant to the rust, which is such a drawback to Asparagus in many places. Pkt. 10 cts.; oz. 20 cts.,  $\frac{1}{4}$ -lb. 50 cts., lb. \$1.75.

**Asparagus Plants.** If you wish to buy Asparagus plants instead of starting with seed, see page 54.

### Bush Beans

Bush Beans are the type generally grown for early string or snap Beans, both for home use and for market. They come in two general classes, the Green-Podded and the Yellow, or Wax-Podded varieties. It is a question which type is the better. Some people like one and some the other. Some markets prefer the wax pods while others prefer the green pods.

It is my personal opinion that there is really very little difference in flavor, yield, earliness, hardiness or quality between the yellow pod and green pod Beans, but still different gardeners and different markets have their preferences, so we must grow both kinds.

All varieties, oz. 5 cts.,  $\frac{1}{3}$ -pt. 10 cts., pt. 25 cts., qt. 45 cts., except where otherwise priced. These prices include postage prepaid. If larger quantities are wanted by express or freight, see blue list of special prices for market gardeners.

#### Green-Podded Bush Beans

The general opinion is that the Green-Podded Beans are richer flavor than the others and slightly hardier. To my mind the best of this class is Field's First Early. This new Green-Podded Bean I have been growing for several years now, and I consider it by far the best early Bean on the market. It comes in ahead of Six Weeks, Valentine, or any other of the well-known green pod sorts. This gives it quite an advantage, for the first four or five days of string Beans on the market are the ones that pay the profit, and this Bean will give you absolute control of the market for at least that long. The pod is large, wide, rather flat, absolutely stringless when young, very tender and fine flavor. Oz. 10 cts.,  $\frac{1}{3}$ -pt. 15 cts., pt. 35 cts., qt. 60 cts.

Next in value of Green Beans I would put the Valentine, which is also listed as Hopkins' Valentine, Round Red Valentine. It differs from Field's First Early in being round-podded. In some markets this is an advantage, while in others it is not. If you are going to grow Beans for market, find out first whether your customers will want a round or a flat pod. The Valentine is a favorite in the South for growing green Beans to ship North early in the spring.

**Stringless Green Pod** is similar to Valentine and makes a slightly larger pod, but sometimes not quite so many to the bush. It is similar also in being very tender and practically stringless, and is a splendid market or home-garden variety called **Giant Stringless Cream Pod**, which is larger than either one, but not quite so early or prolific; it is a splendid garden variety for second early or succession.

**Refugee, or 1,000-to-1** is a very heavy-yielding round-podded variety, but late. It is the kind that is almost always used by the canning factories, as it makes beautiful canned **String Beans.** (Continued on next page.)



Field's First Early Beans

## Bush Beans---Wax Podded

The yellow-podded beans are more beautiful in appearance than the green-podded ones, and in many markets bring a bigger price. They are generally good yielders, but are slightly more subject to rust or mildew than green-podded sorts.

The best of them to my mind is **New Stringless Yellow Pod**. Most markets demand round-podded wax beans, and for years we have been looking for something that would fill the bill. It must be early, very productive, hardy and high quality, as well as round-podded, and this sort just exactly fills the bill. In appearance it is exactly like the stringless green pod, except in color, but a true wax bean with a beautiful yellow pod. The pods look much like **Black Wax**, but are much larger, straighter, and on a larger bush. They hang as thick as **Davis Kidney Wax** or **Golden Wax**, and will outyield any wax bean I have ever seen. Fine for home use and the best one of all for market-gardeners. I don't see how it could be much improved. **Oz. 10 cts., ½-pt. 15 cts., pt. 35 cts., qt. 60 cts.**



Davis' Kidney Wax

Of the flat-podded wax beans, the best one is **Perfection Wax**. It is somewhat similar to **Wardwell's kidney wax**, but with a larger, longer pod, very often 7 or 8 inches long. They are a clear wax color and perfectly tender. In fact they are just about perfection. First early and keeps in bearing a long time.

**Wardwell's Kidney Wax** is very similar, with long, straight, flat, yellow pods, 5 or 6 inches long, very early and hardy. Yields well and is extensively grown for market and shipping.

**Hodson Wax** is probably the handsomest wax bean grown, but is a shy yielder, tough and late. The same is true for the **Pencil Pod Wax** and the **Yosemite Wax**.



Perfection Wax Bush Bean on our trial grounds.

**Golden Wax** is somewhat similar, but with shorter, stubby pods.

**Davis' White Kidney Wax** is a very showy variety, and is very largely grown for shipping and for the canning factories, but is inclined to get tough unless picked very young. Has one advantage, however, in having white seed, which avoids the discoloring when cooked.

A good old-fashioned variety is the **Challenge Black Wax**, which is well known by everyone. It has lots of pods, early and tender, but the pods are inclined to be small and crooked.

## Bush Beans For Shelling

These varieties have tough pods, so are no good for string beans, but are valuable for shelling out green for succotash and the like, also for dry beans for winter.

**Henderson's Bush Lima** is the best of all bush Limas. Bears all summer, small white, flat seed.

**Burpee's Bush Lima** is of the true large Lima type, and is of a luscious quality, but rather late.

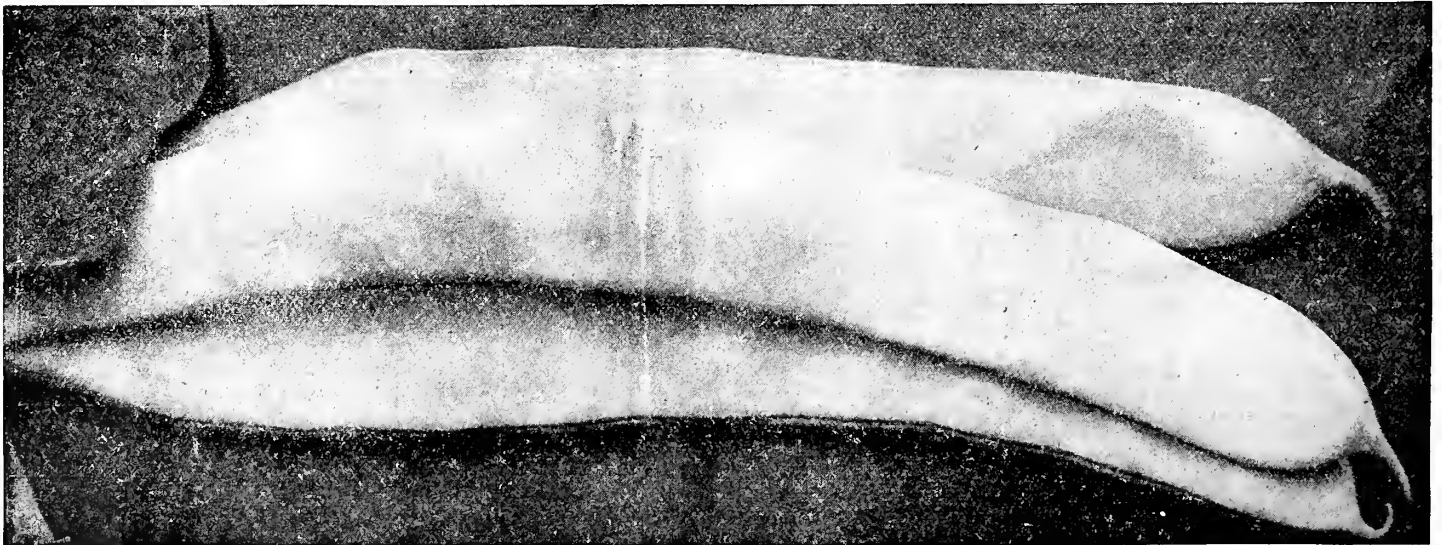
**Dreer's Bush Lima** and **Fordhook Bush Lima** are the same way. Very desirable on account of their quality, but pretty late for northern gardens.

The **English Lima** is not a true Lima but similar in size and appearance. It is hardy and stands cold weather and frost like peas. Universally grown in Europe. The popular varieties for succotash are:

The **Dwarf Horticultural**, which has a round, speckled seed, the **Red Kidney**, which has a very large red seed, and the **White Kidney**, which is similar except that the seed is pure white. These are all very large and very rich in flavor and good yielders.

For white field beans, or white Navies, as they are called, for winter use, I would recommend the **Prolific Tree** and the **White Wonder**. Both of these are small, round, white beans of the true navy type and differing in size of bush, the **White Wonder** being dwarf, while the **Prolific Tree** grows rather tall.

All the above varieties of beans, except where specially priced, **Oz. 5 cts., ½-pt. 10 cts., pt. 25 cts., qt. 45 cts., all postpaid.**



## The New Pole Bean, Golden Wonder, Life Size

As a rule the wax podded pole beans are more tender and harder to raise than the green podded sorts. We have always had trouble to get one that would be entirely satisfactory.

Two years ago a customer in New Mexico sent me a few seeds of a new kind he had that he said beat all other pole beans he had ever raised. We tried them in the trial grounds and were so well pleased that we bought all the seed he had to spare and grew a crop of them. They are sure beauties. Notice life size photo above.

They look some like the golden cluster wax, same white seed and broad pod, but much greater yielders and the biggest pods I ever saw. They yielded far better than any other wax pole bean, and stayed fresh and vigorous and full of pods after most of the others were dead.

We had so little seed of this that I didn't put it in the catalog last year but offer it here in a limited way.

**Oz. 10 cts., ½-pt. 25 cts.,**




Mrs. Gust. Hassler, Spring Valley, Ill., and some of our Improved Missouri Wonder Pole Beans of any kind of weather, and will outyield any kind I have ever grown. Pods are light green, large and tender; stringless if picked when young. Fine for shell beans or succotash if let grow.

## Pole Beans

The beauty of Pole Beans is that they bear much heavier than bunch Beans and keep on bearing all fall. They are more work and not so early as bunch Beans, but the enormous yield and high quality will well repay you for all your trouble. Many of the varieties of the highest quality can be had only in the Pole form. They can be used either as green Beans to cook pod and all, or they can be left for shelled Beans.

### Green-Podded Pole Beans

**Improved Missouri Wonder.** Of the Pole Beans proper I like this variety the best of all. It is a variety that originated near-by here in Missouri, and I secured a start of seed from some of my customers there. It is enormously prolific and so hardy that it will often come up voluntarily where the seed has lain out in the ground over winter. It will grow and bear in spite



Improved Missouri Wonder. Best of all Pole Beans

Next to the Missouri Wonder I like the Kentucky Wonder best of all. It is an old variety, but hard to beat. It has a long, very wrinkly pod, fat and tender, and good any time. Pod is light green and bean is brown in color.

There is also a bean advertised as White-Seeded Kentucky Wonder, which we find to be the same as Burger's Stringless, but it is a good bean under either name. Is a very early and very tender variety. Pods are rather small, round, straight, and very tender. Probably the earliest of all Pole Beans and bears continuously. Absolutely stringless.

Another variety with a pod very similar to this Burger's stringless is the White Creaseback. It has a small, straight, round pod, very tender and meaty and great to bear. They are nice for string Beans, and the seed, being a pure white, are nice to put away dry for winter use.

Another good, white-seeded Pole Bean is the Dutch Case-Knife, which has very wide, flat white seed, and a wide, flat pod as long and wide as the blade of a case-knife.

One of the old favorites is Horticultural, or Cranberry, which is sometimes called the "Bird Egg" Bean. The Beans are marked in stripes, two shades of red, are very large and rich flavor. Are fine for shelling, but not so good for string Beans.

The same is true of the Cutshort, or Cornhill. It is great to bear and a good sort to plant in corn. The seeds are small, speckled, and closely crowded in the pod. There is also advertised a Whiteseeded Cutshort, but we find this to be much like Lazy Wife.



Extra Early Lima or "Butter Bean"

### Wax-Podded Pole Beans

Of the Wax-Podded Pole Beans I know of only three that are a success. The best of these is the Kentucky Wonder Wax, which is practical identical to the well-known Kentucky Wonder, except that the pod is of a beautiful waxy color. It is the same long, fat, tender string Bean, the same strong vine and prolific yield as the parent variety, but has the advantage of having a wax pod. It is hardier and more prolific than any other Wax Pole Bean I have ever found, but no Wax Pole Bean is quite equal in hardiness to the green-podded varieties.

Two other good Wax-Podded Pole Beans are the Golden Cluster Wax, which has a beautiful large yellow pod, and pure white seed, and is sometimes called the Banana Bean, and the Golden Carmine, which has large, yellow pods with red stripes. This last one is the largest of all Pole Beans and is good for either snaps or shelling, but is a shy yielder and rather late. (See also page 15).

### Pole Lima Beans

In these there are a number of varieties, but only three that I would really advise. Better set the poles before the seed is sown. Set the poles deep, and have them large enough to hold the vines safely in the highest wind. Some people prefer a trellis, but a good stout pole is just as good and doesn't cost so much.

The best of all the Pole Beans is Extra Early Lima, which is the old-fashioned "Butter Bean," the earliest and in many ways, the best. It is rather small in size, but bears enormously, is always sure to bear, and is of fine flavor. It is the only one that is always a success with us. It yields so heavily that many families grow a supply of them to put away for winter every year.

#### Prices of Green-Podded Pole Beans

	POSTPAID PRICES			
	Oz.	1/2-pt.	Pt.	Qt.
Cutshort, or Cornhill	\$0 05	\$0 10	\$0 25	\$0 45
Dutch Case-Knife	05	10	25	45
Horticultural (Cranberry)	05	10	25	45
Improved Missouri Wonder	05	10	25	45
Kentucky Wonder	05	10	25	45
Kentucky Wonder, White Seeded	05	10	25	45
Lazy Wife	05	10	25	45
White Creaseback	05	10	25	45
White-Seeded Cutshort	05	10	25	45

#### Wax-Podded Pole Beans

Golden Cluster Wax	10	15	35	60
Golden Carmine	10	15	35	60
Kentucky Wonder Wax	10	15	35	60
Golden Wonder				

See page 15

#### Pole Lima Beans

Extra Early Lima	05	10	25	45
King Lima (King of the Garden)	05	10	25	45
Siebert's Lima	05	10	25	45

Of the large type or true Lima Bean, the largest is the King Lima, or King of the Garden. It is the largest of all Limas, and is fine in every way, but a trifle late for Iowa or other northern states, but if you can get it in early enough, you will be well repaid.

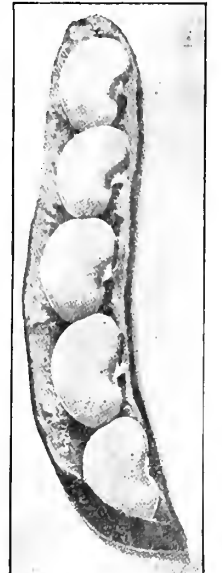
There is also an earlier type of the same bean called Siebert's Lima. It is not quite so large as the King Lima, but makes up for it in earliness.

### Special Offer

One ounce each of any six varieties of Beans on this page for 25 cts. The ounce packages of Pole Beans, selling at 5 cts. will plant from a dozen to twenty hills.

### Prices on Larger Quantities of Beans

The prices quoted above are postpaid. That is, they include free delivery of the Beans by mail or prepaid express. If you want the Beans by express or freight at your expense, you may deduct 8 cents per pint or 15 cents per quart from the prices quoted above. For larger quantities, see our blue list of wholesale prices for market gardeners, which will be mailed free on request.



Large Lima

## New Early Cabbage

# The Norseman

An entirely new type of early Cabbage. As early as Early Jersey Wakefield, as large as All Head, hardier, solid, and better quality than either.

I have always insisted that there was nothing better than Early Jersey Wakefield and All Head Early for early Cabbage. But the Danish gardener who grows my Danish Ballhead Winter Cabbage for me sent me a sample of early cabbage seed and a long letter about it. He wrote that he had all the other cabbage growers in Denmark beat on the early Cabbage and that he was sure it would beat anything we had in America.

I tried the sample and found it to be all he claimed. It is not much, if any, earlier than Early Jersey Wakefield, but it certainly is as early, almost twice as large, rounded instead of pointed shape, very solid and slow to burst (you know the top flies off a Wakefield about the next twenty-four hours after it gets solid) It differs from All Head in that it is deeper up and down, at least a week earlier and has round, close-fitting leaves like Wakefield, which fold in rather than turn out. It is much hardier than All Head and will stand more cold weather and more hardship at all times. We gave it the name of Norseman.

It is an entirely new type of early Cabbage; entirely different from any of the standard varieties and far ahead of them. The only other variety which it resembles in any way is the new Copenhagen, which evidently belongs to the same group. The market gardeners who get in early on the Norseman Cabbage will have a big lead over all their competitors and will repeat the experience of those who went in heavily on Early Jersey Wakefield and on All Head Early when they were first introduced.

### Its Record in Our Trial Grounds


We checked up carefully all the standard varieties of Cabbage in our trial grounds. The first cutting of Cabbage is always the one that pays best. In the first cutting Norseman showed 45 per cent of the heads ready for market, Early Jersey Wakefield of the best strain showed 38 per cent ready, Early Spring showed 20 per cent ready and All Head Early none ready yet. The Norseman besides were almost twice as large as either the Wakefield or the Early Spring and brought a considerably higher price in market. They run absolutely uniform in weight, size and shape.

The seed is very scarce as yet and we cannot offer it in quantities larger than one pound. Price, pkt. 10c,  $\frac{1}{4}$  oz. 35c,  $\frac{1}{2}$ -oz. 60c, 1 oz. \$1.00.

### What The Customers Say About It

We sent the Norseman Cabbage out in a small way last year and here are some of the letters from customers about it. It will interest you to read them:

"Dear Sir: I wrote you some time ago about the Norseman Cabbage, but since then the cabbage has kept on growing. Some of them weighed 11 pounds.—They are nice and clean. 11 pounds is what some of them weighed after I had trimmed them off ready for market. They are the only early cabbage for me. I sold some of them for a little over 4c per pound. I hope you don't get those seeds mixed with any other kind. Yours truly,  
—H. A. Pinegar, Wellington, Utah."



The Norseman Growing in Our Trial Grounds



The Norseman. Greatest of All Early Cabbage

"I am so well impressed with Norseman cabbage that I want to place an order now for  $\frac{1}{2}$  lb. of Seed for Jan. 1st. delivery. Also my strain of Wakefield from the east was very poor and I want yours, so book me for Jan. 1st delivery 1 lb. Early Jersey Wakefield and one lb. All Head Early.

Norseman beats Wakefield all to pieces in yield and is about as early. Earlier than Copenhagen, which, however, is a very close competitor. All Head, my former standby, will have to take a back seat.

We put out about 50,000 cabbage plants in early April and irrigated two or three times with the Skinner system. Now we are getting 3c per pound f. o. b. here.

The above price on cabbage beats the returns per acre that the Florida people boast of so often, although I did see celery at Sanford that netted \$1,500 per acre. I again judge the vegetables at our state fair and have the Agricultural Dep't to judge. For this I got an expert grain man, however.

N. B. If you can give me the best strains of Big Boston and Grand Rapids and May King lettuce, I am wanting several pounds of each, as I grow much of this under glass, and the best strains only would pay me to use.  
June 26, 1913. —W. J. Rittenskamp, Princeton, Ind."


"Dear Sir: That package of New Early Cabbage, The Norseman, is certainly the finest cabbage I have ever grown or seen. I got 65 heads from that package you sent me in June. I sowed the seeds in a cold bed, transplanting them the 10th of July. We had it so dry here this summer, but the cabbage grew just the same. They weighed nine pounds and the smallest weighed six. Had some pictures taken, but they were no good, but thought I would write and tell you about your early cabbage.  
Oct. 28, 1913. —Mrs. Louisa Eberlin, Aurora, S. Dak."

"Gentlemen: I am so much pleased with your early Norseman Cabbage that I had to say something about it. I had it planted along the side of Jersey Wakefield, and Norseman came much earlier and lasted longer without bursting and although this is one of the driest seasons known in this neighborhood I had some heads that weighed 9 lbs.; two or three times as large as Wakefield, besides being such nice, round, solid heads. For early Cabbage and drouth resisting it is in a class by itself, as there is no other that can come anywhere near it. Yours truly  
Sept. 11, 1913. —Daniel V. Pike, Smithsburg, Md."

"Dear Sirs: Will say I raised one of your Early Norseman Cabbage that measured 41 inches around and 42 inches through and weighed 28 lbs. Plants were set out third week in May, Cabbage was cut 18th of September. Hope I will win, nevertheless I will try your seeds another year. Will try to get up a club and get my neighbors to send for seeds. Yours truly,  
Oct. 3, 1913. —Mary Gregg, Casper, Wyo."

"Dear Sir: My postcard report and description of the New Early Cabbage, the Norseman. It did well for me and is the best Early Cabbage I ever raised. I had some heads that weighed 6 lbs. and very early. For description of the New Early Cabbage, the Norseman, it is very early for such a size and is very uniform and large and solid. Yours truly  
July 28, 1913. —Philip J. Moser, Gravelton, Mo."

"Dear Sir: The little package of Cabbage seed I got from you this spring proved to be the best I ever tried in my thirty years of gardening. Every plant made a good sized, solid head and heads full-grown six weeks ago and have not bursted yet. In my opinion this is the best cabbage in the world and by a large margin. Yours truly,  
Sept. 2nd, 1913. —Arthur Hartman, Winberry, Ore."



Early Jersey Wakefield

The Norseman  
The Three Best Kinds of Early Cabbage

All Head Early

## Early Cabbage

I consider the Norseman the best of all varieties of early cabbage. I haven't room to describe it in full here, however, so I have taken a page for it further over in the front of the book and you will find it fully described there. This, of course, is a new variety just introduced last year.

Of the standard varieties I would place first of all the Early Jersey Wakefield. In my experience I have found it the best of all the standard early kinds and it has held its place at the head of the list for a quarter of a century. It is a fair size, sometimes weighing as high as six or eight pounds on extra rich soil; pointed or conical in shape; very early; and almost sure to head. The leaves are slightly thicker than most other varieties and seem to stand frost exceedingly well. As the leaves are small it can be planted as close as a foot apart in the row.

There are a few varieties which are possibly a little earlier than this, such as: Etampes, Express, Lightning, and other extra early varieties, but they are all in my experience either too small or too soft to be of much use. The Norseman has the same thick, smooth leaves as the Wakefield, but the head is round or globe shaped instead of pointed, and is larger and heavier than Wakefield.

The Charleston Wakefield or large Wakefield is simply a large selection from the true Early Jersey Wakefield and is similar in every way except being a little larger and a little later. Early Winnigstadt

is pointed like the Wakefield, but not near so early. It is an old favorite, but has been largely superseded by the Wakefield.

Of the flat-headed early cabbages the earliest are the Early Spring and the new Extra Early Eureka. These are about as early as Wakefield, but differ in being flat-headed like late Cabbage. Although quite small they are desirable in some markets owing to a demand for flat-headed cabbage.

The Copenhagen is a new variety recently introduced from Denmark, which is quite early and at the same time is of good size. The head would be described more as round than flat. It is just about perfect globe-shaped; but in season it follows right after the Wakefield. It is of the same general class or type as the Norseman. It is very highly spoken of and bids fair to be one of the leading varieties.

Another good early or second early cabbage is the Glory of Enkhuizen, a new variety from Holland. It looks like the Norseman and has the same deep, solid globe-shaped head, but is not so early. I am sure it will please you. See picture below.

The largest of all the flat-headed type of early cabbage is the All Head Early. It is perhaps a week later than Early Jersey Wakefield, but grows to be larger and stands longer without bursting. It has a flat or slightly rounded head like the big late cabbage, and practically equals them in size. I have raised them to weigh 17 lbs. each; remarkably sure to head and a great money-maker under all conditions. This variety is also often used as a late cabbage by planting it late in the season.

Henderson's Early Summer is similar to the All Head Early, but not quite so large and possibly a trifle later. Early Flat Dutch is also a very similar variety. In fact, there is very little to choose between these three, but I consider the All Head Early the best of the group.

Succession is slightly later than All Head Early, but still comes in ahead of the late varieties. It is very large; quite flat on top; fine quality; a heavy yielder and a good seller, but will not keep well for winter sales. Fine for August and September market and generally brings good prices then. This variety or one very similar is also sold as Vandergaw and All Seasons.

Now, there are plenty of other kinds of early Cabbage listed, but in my experience they have all proved to be simply other names for some of these varieties listed here. If there is any particular kind of early Cabbage you don't find listed, send along your order for it and I can fill your order all right.


(See preceding page for the Norseman Cabbage.)

### Prices of Varieties on this Page:

	Pkt.	Oz.	½ lb.	Lb.
All Head Early . . . . .	\$0 05	\$0 25	\$0 75	\$2 00
Charleston, or Large Wakefield . . . . .	05	25	75	2 60
Copenhagen . . . . .	10	50		
Early Jersey Wakefield . . . . .	05	25	75	2 60
Early Spring . . . . .	05	25	75	2 60
Early Winnigstadt . . . . .	05	20	60	2 10
Early Flat Dutch . . . . .	05	20	60	2 10
Glory of Enkhuizen . . . . .	05	25	75	2 60
Henderson's Summer . . . . .	05	20	60	2 10
Norseman . . . . .	10	1 00		
New Extra Early Eureka . . . . .	05	25	75	2 60
Succession . . . . .	05	25	75	2 10

These prices are all postpaid. See Blue list for large lots.


**Special Offer** Any six varieties of cabbage, one packet of each, for 25c.



Glory of Enkhuizen. A fine second early cabbage

# Late Cabbage

See page 14 for Early Cabbage



This is not an ordinary fake overdrawn "catalog picture," but is an actual photograph of a load of real Cabbage grown by me from my special strain of SUREHEAD, the same seed I will sell you at \$2 per lb. If you have any trouble getting Cabbage to head, try this strain.

I have the best luck with the late Cabbage by drilling the seed right in the field where the plants are to stand, and then thinning it out afterwards instead of transplanting. I drill it about the first of June with an ordinary garden drill, using a pound of seed to the acre, but it can be dropped in by hand in hills, about six or eight seeds in a place, if you prefer. When about three weeks old thin it down to a stand. It never stops growing, and you are sure of a stand whatever the weather may be. Try it.

The best known and most widely grown of all the late Cabbage is the Premium Late Flat Dutch. It is the best strain of the popular Flat Dutch type, makes large, flat heads, vigorous growers and good keepers. The Large American Drumhead is very similar, but is sometimes coarse and always very large, but not so uniform nor so fine quality.

The Surehead is one of the best all-round Cabbages grown. It is large, solid, deeper and heavier than the Flat Dutch, and is fine-grained and keeps well for winter use. Certain to head. The main difference between this and the Premium Late Flat Dutch is that the Surehead is about a week earlier, is rounder on top and generally of finer quality.

The Fottler's Brunswick is very similar to the Large American Drumhead, but earlier. A variety that is very popular in the South is the St. Louis Late Market, but with me, I can see no difference between it and the Premium Late Flat Dutch. In the northern states the Hollander, or Danish Ballhead, is very popular. It is grown especially in the great Cabbage regions of Michigan and New York. Not over large, but very solid, and is said to keep until Cabbage comes again. It does not seem to be a success south of Iowa, but anywhere north is all right. I import my seed of this variety direct from Denmark and have the true type. I use the "middle stem" or medium height strain.

A large, late coarse variety is the Autumn King, but I find it good only for exhibition purposes and for growing for kraut factories. All Seasons is a large flat Cabbage of the drumhead type and is good for fall planting, but not late enough to keep well for winter use, as it rots easily around the stem.

Probably the best winter variety, all things considered, is the Corn Belt Cabbage, especially for the great Central states. I have always made Cabbage, especially late Cabbage, a leading market crop, and have been convinced of the necessity of some variety more suited to the climatic conditions of the Central West than any of the known sorts. Our location here is about the center of what is known as the "corn belt," and in the majority of years the season is against a successful crop of late Cabbage, as most of my farmer friends can tell you who have tried it. It is the dry July, August and September that makes the trouble. We generally

have plenty of rain in June to get the plants started, but then have to fight for it the rest of the summer. If they can hold out until rain comes in September or October, we are sure of a crop.

What is wanted is a late Cabbage that is hardy enough to stand adverse conditions during the late summer and then make a big solid head in the fall, and that is what I think I can now offer you. The photo given here will give you an idea of its appearance and size. It is some like Surehead, but larger and a little later. It does not rot as easily and will stand more handling. When grown it has a bluish cast to the outside leaves and looks noticeably rugged and hearty. It is a typical rough-and-ready Western product and has the true get-there spirit. If you have become discouraged trying to grow late Cabbage of the Eastern sorts, try this one.

## Cabbage On Our Trial Grounds

Our cabbage trials serve a double purpose. By it we can see whether our grower is doing as he promised to, that is giving us a stock that heads good, and the heads of even size and shape. Also we are able to compare the varieties we list with the new varieties that are coming out each year. We have added two or three varieties the last year or so that we found in just this way.

The Norseman we found in this way: A gardener from Denmark sent us the sample of seed and it was the dry year we had three years ago I believe. We just couldn't get the cabbage to head worth a cent. I noticed, however, that this stock seemed to be making a better go of it than the others and when we came to check up it had made a better showing by far than anything else in the trials. I made up my mind right then that we ought to list it. Last summer was another one of those dry seasons, but the Glory of Enkhuizen made a very good showing. See pages 18 and 19 for descriptions of these varieties.



Corn Belt Cabbage. The best variety for the great central states




## Late Cabbage (Continued)

There is a Russian variety of Cabbage which has been introduced within the last few years that has been found very profitable in many localities. It is called the **Volga**. It makes the same deep, round, very hard head as the Hollander, but grows much closer to the ground and will succeed in the southern states where the Hollander is a failure. It is reported to be especially valuable in Texas, Louisiana and other southern states and I have made a great success with it here in Iowa. I have also had some very enthusiastic reports on it from Kansas, Missouri and Oklahoma.


The **Volga** matures quicker than most late Cabbage, so should be planted later, unless wanted for early fall market. We very often set out plants of this variety here in Iowa as late as the middle of July and make a good crop for winter Cabbage. I advise market gardeners everywhere to plant especially heavy of this variety. It makes a deep, very heavy head, remarkably solid and white. I have noticed that in selling Cabbage from the field the buyers always were anxious to get over on the side of the field where the **Volga** was growing. If planted very early in the spring, it would make a good summer Cabbage, but we have found it fitted in best planted late for winter use.

If you want a red Cabbage, the best one I have ever found is the **Mammoth Red Rock**. It is a late or fall cabbage and while not really very mammoth in size is the biggest you can get in a red cabbage. It is dark red in color, very solid and sure to head.



**Hollander or Danish Ballhead** — The great cabbage for shipping and for winter keeping. These heads are taken as they came out of storage in the spring.

If you are in the habit of growing **Danish Ballhead** or **Hollander Cabbage**, I want you to try our strain of it. The principal fault in the past with this variety was that it was too "long legged." That is, the stem was too long and it stands too high up from the ground. Our grower in Denmark has developed a strain very much shorter in stem and slightly larger in size of head. It is the finest strain of **Hollander** I ever saw and absolutely straight. The photograph at the top of the page shows a pile of them the way they come out of winter storage. I am prepared to make special prices on this strain to large growers and associations, and I believe it would pay you to plant at least a part of your field with our seed. We are perfectly willing to have you plant it alongside any other **Hollander** seed you can get and compare the results from the two.



**Surehead**—One of the best all-round cabbages grown

	Pkt.	Oz.	¼ lb.	Lb.
Autumn King . . . . .	\$0 05	\$0 20	\$0 55	\$2 10
All Seasons . . . . .	05	20	60	2 10
Corn Belt . . . . .	10	30	90	3 10
Fottler's Brunswick . . . . .	05	20	60	2 10
Hollander, or Danish Ballhead . . . . .	05	25	75	2 60
Large American Drumhead . . . . .	05	20	60	2 10
Mammoth Red Rock . . . . .	05	25	75	2 60
Premium Late Flat Dutch . . . . .	05	20	60	2 10
Surehead . . . . .	05	20	60	2 10
St. Louis Late Market . . . . .	05	25	75	2 60
Savoy Cabbage . . . . .	05	25	75	2 60
Volga . . . . .	10	30	90	3 10

These prices are all Postpaid.

**SPECIAL OFFER:** Any six varieties of Cabbage, your choice, one regular-sized package of each, for 25 cts., postpaid.

### What About Cabbage Worms?

I have tried everything from Moral Suasion to Paris Green and from Ice Water to Red Pepper. Sometimes it seemed to do some good and sometimes it didn't. Sometimes when the worms got real bad I would begin doctoring and in a few days they would disappear and I would think I had hit on a sure cure, and then I would discover that on the part of the patch I had not doctored the worms had disappeared just the same. Evidently it was about time for them to quit and they had to quit anyway.

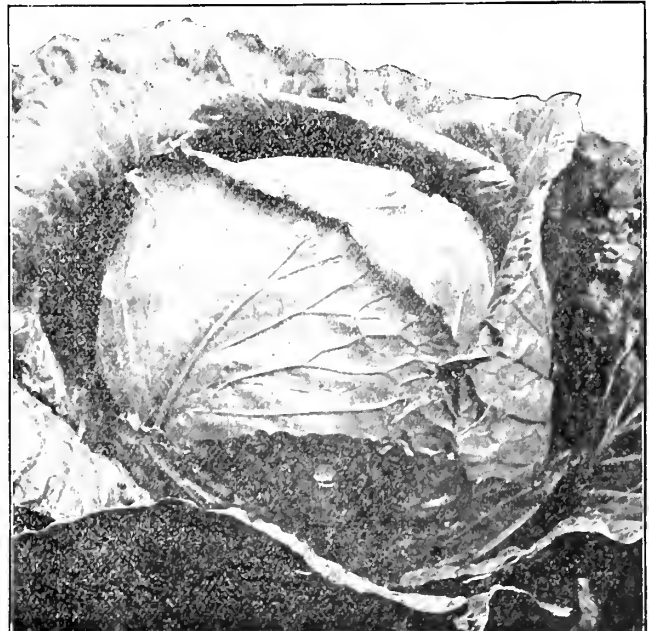
Tobacco dust is good. It is not dangerous like Paris Green and really seems to drive the worms away. Dry road dust is good; so is strong brine. One customer writes that he makes a weak lye water, two teaspoonfuls to a bucket of water, and sprays that on and it does the business. Poultry, especially young ducks, will often eat the worms.

But the best plan I have ever found is to plant lots of cabbage, so much that the worms can't eat it all, and plant it on good, rich ground. Tend it well and keep it humping right along, and it will grow faster than the worms can eat it. Plant it rather late and the first light frost will kill the worms anyway, and the cabbage will come on and finish all right.

The **Volga** has proved to be the nearest "worm proof" of any, as it makes a solid head which the worms don't enter.



A pretty good cure for cabbage worms



**The Volga**—A Splendid Winter Cabbage



Cauliflower—Early Snowball

**Cauliflower**

Someone has said that "Cauliflower is Cabbage with a college education." Anyway, it is very similar to Cabbage in manner of growth and requires the same culture. It cannot stand hot, dry weather, so should be started as early as possible and handled like early Cabbage. The best seed is all imported, coming from Denmark. I do not handle any but the very finest grade of seed, and I know I can suit you.

The earliest of all the standard varieties everywhere is the **Early Snowball**. It is small, very early, pure white, and always sure to head. Can be set very close together. This is the kind that is always used for growing under glass.

**Danish Perfection** is a new strain much like Snowball, but better in some ways.

Among professional gardeners or truckers, probably the most popular is **Early Dwarf Erfurt**. It is not quite so early as Snow Ball, but larger and heavier. It is very short-stemmed and not inclined to become leggy, as some varieties do.

If you have had trouble growing Cauliflower, it might be well for you to try the **Dry Weather**, or **Copenhagen**, for it seems to be able to stand all kinds of grief and will come nearer carrying through the hot weather than any other I have ever seen. It is not quite so early as the other two, but is still fairly early, good size and very sure to head. Price, either variety, pkt. 10c, 1/2-oz. 60c, oz. \$2.

**SPECIAL OFFER:** One pkt. each of the three varieties, 25c.

**Okra, or Gumbo**

This vegetable is but little known in the North, but more northern people ought to have it in their gardens. The pods are full of little seeds like small peas. Pick the pods when young and tender and cook pods, seeds and all, like string beans. Fine. Try it. There are several sorts, slightly different, and I have picked out the four best ones and mixed them. 1/2-oz. 5c, oz. 10c.



Okra or Gumbo

**Kohl Rabi**

This vegetable looks like a cross between a cabbage and a turnip and is better eating than either one. The leaves look like cabbage, only smaller. It makes a sort of turnip, but above ground. Grow it just like Cabbage. It is fine eating, more delicious and tender than any turnip and is very easily grown. The variety we use is the **White Vienna**. Pkt. 5c, oz. 20c.



Kohl Rabi



Cauliflower—Dry Weather or Copenhagen

**Eggplant**

This is a vegetable that should be more largely grown. People who have eaten it are always calling for it, as it has a rich flavor all its own that is fine. Plant and tend the same as peppers, and it is just as easy to get a crop, except that flea beetles and other insects are hard on it, but you can generally get ahead of them with tobacco dust.

The most popular and best known variety is the **New York Purple**, which is very large, smooth and thornless, and dark purple. The **Black Beauty** is very similar to it, but darker in color and not so large.

For an early variety and one easily grown, the **Early Long Purple** is popular. It is the earliest variety grown and bears abundantly, but is not very large. Price, either variety, pkt. 5c, oz. 25c.

**Celery**

If you once had a taste of home-grown Celery, just from the garden, crisp, rich and fresh, you would never be without it. It is comparatively easy to grow, and really more people ought to grow it. I put directions on every packet of seeds, and besides I have written a little leaflet on the subject that gives a more detailed account of the work. It is free for the asking. You can grow Celery as easy as cabbage, and lots more plants to the same amount of ground.

The biggest, heaviest Celery is **Giant Pascal**, which is much used by professional Celery growers. It is slow and hard to bleach, but is fine when rightly handled, and is the best keeper of any.

**Prices of Celery.**

	Pkt.	Oz.
Golden Self-Bleaching . . . . .	10c	75c
White Plume . . . . .	5	25
Giant Pascal . . . . .	5	20
Golden Hearted Dwarf . . . . .	5	25

One of the best varieties in quality, and one of the easiest to bleach is **Golden Self-Bleaching**. It is medium to large size, creamy white, healthy and vigorous. Will bleach itself if shaded on the sides, but, of course, does better if completely shaded or banked up with dirt.


We generally have both French and American grown seed of this variety; but for two years now the French crop has been a failure, so we can offer only American grown seed.

Another good yellow sort is the **Golden Hearted Dwarf**. It is not strictly self-bleaching, but is a splendid sort either for home use or market.

Another variety much like this one, but earlier and slightly smaller is the **White Plume**. It is pure white in color, is very tender, and has a very delicate flavor. It is the earliest of all the varieties of Celery and the tenderest, but it is not very large, and does not keep well.



Celery—White Plume  
Earliest and tenderest of all celery



A Good Sample of Our Strain of Eclipse Table Beets

## Beets and Mangel-Wurzels

### Table Beets

I have taken great pains to get the best Beet seed to be had, and a crop from my seed will show it. I tried to get a strain with Beets of uniform shape and color, small tops and small tap-root, free from fibrous or sprangling roots. The seed is all tested for germination, but you must remember that Beet seed must be sown early, as it comes best when the ground is cool.

The long Beet requires the whole season for its growth, but the turnip-shaped will mature in six or eight weeks.

Probably the best and most popular of all Table Beets is the Eclipse, or, as it is sometimes called, the Extra-Early Eclipse. It is round or slightly pointed shape; early, quick-growing and tender; small tops and bright red flesh, not quite so dark red as the Egyptian, but a good color. It will sell in the market ahead of any other variety. If you want Beets for late or winter use, use this variety, planted in June or July.

Somewhat similar varieties are Blood Turnip and Detroit Dark Red. The Blood Turnip is the old-fashioned deep red, turnip-shaped Beet so well known everywhere, while the Detroit Dark Red is evidently an improved strain of the same thing. It is dark red in color, like the Egyptian, but a perfect globe-shaped, more like the Eclipse.

There are two varieties or strains known under the name of Egyptian. One is the old-fashioned extra-early or Flat Egyptian, while the other is the Crosby's or Improved Egyptian. It is larger and not so flat as the older type, but on the other hand, the older type has the advantage of being a deeper red color. The only objection to Crosby's being that occasionally one of them will show a light color. Generally speaking, the Egyptian is the earliest Beet of all. Decidedly flattened or turnip-shaped, smaller than Eclipse and very early.

There is a new English variety, recently introduced, known as the New Model, for which great claims are made. I have been trying it in the trial grounds, but so far I am not very much impressed with it. It looks like Crosby's Egyptian, and I cannot see that it is any better.

If you want a long, large table Beet, the best one is Long Blood. They are later than the Turnip Beets, and while they are fine quality and a beautiful red color, many people object to the long shape. They are good for late use, and keep well in the cellar all winter.

If you want a sugar Beet, the genuine article, you should buy the Klein Wanzleben, which is the kind grown by sugar factories everywhere; and if you want a Beet for greens, you should use the Celery Beet, or Swiss Chard, which runs all to top. It does not make a regular Beet, but makes big, showy tops with heavy stems like celery. Quite a novelty and very ornamental, but not much account to eat.

The new Swiss Chard "Lucullus" is very handsome and looks nice enough to go in the flower garden. It is said to be more tender than the old sort, too.

Prices of Table Beets	½ oz.	Oz.	¼ lb.	Lb.
Blood Turnip . . . . .	\$0 05	\$0 10	\$0 25	\$0 90
Crosby's . . . . .	05	10	25	90
Celery Beet, or Swiss Chard . . . . .	05	10	25	90
Detroit Dark Red . . . . .	05	10	25	90
Eclipse . . . . .	05	10	25	90
Egyptian . . . . .	05	10	25	90
Long Blood . . . . .	05	10	25	90
New Model . . . . .	05	10	25	90
Swiss Chard Lucullus . . . . .	05	10	25	90

Above prices are all postpaid.



A New York boy and his Mangel Wurzel. He raised 156 bushels on a quarter of an acre.

### Mangel-Wurzels and Stock Beets

You can grow ten tons of stock Beets on a quarter-acre of ground; at least I have done it more than once. Can you think of any cheaper cow feed? Three pounds of seed will plant a quarter of an acre. Try it. The seed should be sown during April or May in rows 2½ to 3 feet apart, at the rate of ten or twelve pounds per acre. When the plants are 2 or 3 inches high cut out with a hoe to 5 or 6 inches apart. Harvest before frost and store in pits or cellars.

The best sort of stock Beets, or Mangel Wurzel, is the Mammoth Long Red Mangel. It grows to enormous size, and makes a wonderful quantity of feed. All sorts of stock will eat them,

but they are especially good for milk cows. You can pile them up in the cellar like cordwood and feed on them all winter.

If you want a variety a littler richer in sugar and not quite so large, you should use the Giant Feeding Sugar, which is simply a big, coarse, sugar Beet, not so large as the Mangels, but richer in sugar and protein; of a very convenient size to handle; grows high out of the ground, the same as Mangels. Can be planted quite close and thus be made to yield nearly as much as the Mangels, and will go farther in feeding.

Giant Sludstrup is a Danish variety very highly recommended. Oval in shape and a great yielder.

The Yellow Stock Beets look richer than the other kinds, but I doubt if they are any richer than the red ones. The best type is the Golden Tankard Mangel. It is not so large as the red varieties, but it is a good yielder, and some people like it better than the red.

Prices of Mangel-Wurzels and Stock Beets	Oz.	¼ lb.	Lb.
Giant Feeding Sugar . . . . .	\$0 05	\$0 15	\$0 55
Golden Tankard Mangel . . . . .	05	15	55
Mammoth Long Red Mangel . . . . .	05	15	55
Giant Sludstrup . . . . .	05	15	55

#### Sugar Beets

Klein Wanzleben . . . . .	05	15	55
---------------------------	----	----	----

**Special Offer:** One pound each of any three varieties of Stock Beets, three pounds in all, for \$1.50, postpaid. This would plant a quarter of an acre and give you a chance to try them.

# Cucumbers

Cucumbers should have very rich soil, the richer the better, but will do fairly well, almost anywhere. Plant about as early as you would corn, and put in plenty of seed. After the bugs get through with them, thin out so as to leave each vine plenty of room. Don't crowd them. That is what makes them grow knobby, and crooked sometimes. When they begin to bear, keep them picked, as the vines will stop bearing if the Cucumbers are left on. Use tobacco dust for the bugs.

The variety of Cucumbers to choose depends on what you want it for. The same Cucumber that would be fine for pickles might be comparatively worthless for slicers, and many of the varieties making fine slicers are too shy bearers to be valuable for pickling, so in order to get exactly what you want, you should grow two or three, or possibly four varieties.

For slicers, the best variety I have ever grown is the **Emerald**, a new sort introduced by the Livingstons. It is the handsomest Cucumber I ever saw — long straight, and dark green, and as smooth as an egg. It has absolutely no prickles or spines on it, and from start to finish it is perfectly smooth and dark rich green in color. It does not turn yellow in ripening, but remains the same color. It does not set thick enough to be valuable for pickles, but for slicers it is just the thing, as it will outsell in the market all others two to one, besides it will keep a week after picking and look just as fresh as ever.

Another good slicer is the **White Spine**, which is well known everywhere. It is a large, very smooth Cucumber, dark bluish green color. Holds its color remarkably well and does not turn yellow. There is a fine special strain of **White Spine**, known as **Henderson's Perfected White Spine**. It is early, perfect shape, perfect dark green color, and a splendid market sort in every way. I have also the **Arlington** and **Livingston** strains if you prefer them. There is also a strain of **White Spine** sold as **Cool and Crisp**, which is extra long and slender, and one called **Klondike**, which is popular in the West.

If you want a long, slender, pickling Cucumber, the best one is the old fashioned **Long Green**. This is the old-fashioned, long, almost seedless, and dark green Cucumber, which under favorable conditions will grow a foot long or more, and makes a delightfully brittle, slender pickle. There is also a beautiful big Cucumber known as the **Fordhook Famous**. Very large, almost seedless, and requires favorable conditions to make a success. The **Davis Perfect** is a beautiful, very large Cucumber, and under favorable conditions is very profitable.

The biggest Cucumber of all is the **Goliath**, or **Giant Prolific**, which is of the English type, very large and long and seedless, very often 18 inches long. If you want something extra early to make the very earliest small-sized slicers and good pickles later on, you should use **Early Cluster**. The fruit sets very freely, often in clusters of two or three to a joint, all along the dwarfish vines. If kept picked they will continue in bearing for a long time.

**Early Russian** is very similar, although possibly a trifle shorter in shape. These extra early ones all turn yellow quickly, and should be used while comparatively small. For main crop pickles I like the **Evergreen** best of all. It is smooth, dark green, straight, and medium size. It comes the nearest to a general purpose variety of any of them, and I prefer to use it entirely for pickling. **Chicago Pickle**, and **Everbearing** are very similar, being special strains developed by the pickle factories for commercial pickles.

If you want a curiosity in Cucumbers, you should plant the **White Wonder**, or, as it is sometimes called, the **White Pearl**, which never turns green at all, but is ivory white in color right from the start. It is as good as any ordinary variety, and a great curiosity.

For forcing purposes, the best thing is the **Grand Forcing** which was developed with the greenhouse men at **Grand Rapids**.



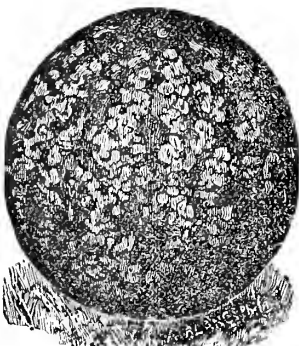
Evergreen Cucumber

## Tobacco Dust for the Striped Bugs

The best remedy I have ever found for the striped bugs on cucumber, watermelon and muskmelon vines is Tobacco Dust. This is simply a very strong grade of refuse tobacco, ground up into a very fine powder like snuff. It is finer than flower and very strong. I don't know whether it kills the bugs or simply drives them away, but it surely does the business somehow. Also a spoonful of it piled around the stem of each plant will prevent borers, which kill the plants later in the season. Price, prepaid, 20 cts. per lb.; by freight or express, 10 cts. per lb., \$1 for 12 lbs. Special price on large lots.

## Citrons

These are a hard-meated sort of a melon grown for preserves. The meat never gets soft as in a watermelon, but is hard and can be cut in pieces and stewed for preserves. Grows just like a melon and yields enormously. There seems to be two varieties, one very large, long and solid, green in color, called **Green Seeded Citron** or **Pie Melon**, while the other, known as **Red Seeded Citron**, is small,



round and striped. Price, 1/3-oz. 5 cts., oz. 15 cts.

## Cucumbers


We are mighty well fixed on not only cucumbers, but all vine seeds and can make you some interesting prices on some varieties if you are needing large amounts. If you have never grown **Henderson's Perfected White Spine** get a packet of it and try it this summer.

### Prices of Cucumbers

	1/3-oz.	Oz.	1/2-lb.
Cool and Crisp	\$0 05	\$0 15	\$0 35
Chicago Pickle	05	15	35
Davis Perfect	05	15	35
Early Cluster	05	15	35
Early Russian	05	15	35
Emerald	10	20	45
Everbearing	05	15	35
Evergreen	05	15	35
Fordhook Famous	10	20	45
Grand Forcing	10	20	45
Goliath (Giant Prolific)	10	20	45
Henderson's Perfected White Spine	05	15	35
Klondike	05	15	35
Long Green	05	15	35
White Pearl (White Wonder)	05	15	35
White Spine	05	15	40

These prices are all postpaid. For wholesale prices on large lots see blue list.

**Special Offer** 6 packets for 25 cts. For 25 cts. you may select one packet each of any six varieties of cucumbers.



Davis Perfect Cucumber. Fine for large slicers.




Carrot, Danvers Half Long, most popular market variety

## Table Carrots

The most popular variety for garden use is the Oxheart, which is an early short, thick Carrot of fine quality. Very popular for bunching when small. Deep orange color, thick side meat and very little core. A smaller similar variety is the Chantenay, but it is a little earlier and more slender in shape. Very tender and sweet.

If you want a larger variety, either the Half Long Orange, or the Long Orange would be the one for you. The Half Long Orange is also called Danvers Half Long. It is medium size and good quality. This is the celebrated Carrot of eastern markets and is grown in great quantities in Connecticut for the New York trade.

The Long Orange is the latest and largest of all the Table Carrots. A deep reddish orange in color, and with a very small core. It is also grown extensively for stock food as it is richer and a better color than any of the stock Carrots.



Carrot Oxheart

## Carrots for Stock Feeding

Carrots take a front rank among the field products. Horses, particularly colts, eat them with the greatest relish and grow fat. Cattle winter in fine shape and cows increase in milk when fed Carrots. Sow seed early in spring in drills far enough apart to use a one-horse cultivator. Five pounds of seed will sow an acre.

The varieties of Carrots used for stock feeding are larger, later and coarser than the table varieties and make a much larger yield. Probably the most popular are the White Belgian and the Yellow Belgian. They are very much alike except in the color, one being white and the other lemon-yellow. They grow from a foot to 16 inches long. Very large and heavy. The white one is also sold under the name of "White Victoria." The Vosges, or Improved Short White is shorter and heavier than the White Belgian, but otherwise very similar.

The crop of Carrot seed was almost a failure this year, and prices are a little higher than usual.

Prices of Table Carrots, any variety:  $\frac{1}{3}$ -oz. 5 cts., oz. 15 cts.,  $\frac{1}{4}$ -lb. 30 cts., lb. \$1.00.

Prices of Stock Carrots, any variety:  $\frac{1}{3}$ -oz. 5 cts., oz. 10 cts.,  $\frac{1}{4}$ -lb. 25 cts., lb. 85 cts.



Salsify

## Salsify or Vegetable Oyster

(One ounce will sow 50 feet of drill, 3 lbs. to the acre).

Why don't you grow salsify? It is one of the most delicious and nutritious of vegetables and should be more generally cultivated for use in winter, when the supply of really good vegetables is so limited. It has the true oyster flavor, and makes a delicious and inexpensive substitute for them in soup, etc. Cultivate like parsnips.

Mammoth Sandwich Island. — Average fully double size of old Long White. Roots are white, smooth, and, notwithstanding their enormous size, of superior quality. Pkt. 5 cts., oz. 15 cts.,  $\frac{1}{4}$ -lb. 50 cts., lb. \$1.25.

Chicory. Large Rooted. Used as a substitute for coffee. Cultivate the same as carrots. Take up roots in the fall; cut in small pieces and let dry. When wanted for use it is roasted and ground like coffee. Pkt. 5 cts., oz. 10 cts.,  $\frac{1}{4}$ -lb. 25 cts., lb. 75 cts.



Long Orange Carrot. Good for either table use or stock feed

# Lettuce

Lettuce is something that is found in every garden, and that every one is fond of, at least in the early spring. It can be grown in any old corner, but does best in rich, warm soil. Plant very early, the earlier the better, and don't get it too thick. If you want good-sized heads, it ought to be thinned to several inches apart each way.

Probably the most popular variety of all for early use is the **Simpson**, or, as it is generally called, **Black-seeded Simpson**. It does not make a true head, but a loose, fluffy bunch of tender, light green or creamy leaves. Delicate flavor and grows very thickly.

If you prefer a smooth-leaved, or as some people call them, cabbage-leaved variety of Lettuce that is extra early, you should use **May King**. It is the earliest and tenderest of the cabbage-head varieties; and if well tended on rich ground will make a true head almost as solid as a cabbage head. The outer leaves are light green, slightly tinged with brown and the inner leaves creamy yellow. Fine, rich, buttery flavor.



**White-Heart Cos**


**May King**, which I have already mentioned, **California Cream Butter**, and the **Marblehead Mammoth**. The **California Cream Butter** is probably the best of all the cabbage-head varieties. It makes a flat, smooth head about the shape of Flat Dutch cabbage. The leaves are very thick and rich in flavor. It stands the heat well and is good all summer. The **Marblehead Mammoth** is somewhat similar and even larger; in fact, it is the largest head Lettuce grown, but is rather coarse and not much account except for a curiosity.

For greenhouse use, the variety always used is the **Grand Rapids**. This looks somewhat like **Simpson**, but is slightly different in appearance, and for some reason succeeds better under glass. The strain I

Another good head of Lettuce is the **Hanson**, although it does not make a true head like the cabbage variety. It is the largest of all the curled varieties; dark green leaves outside and creamy white inside. The leaves are curly and tender and form a loose head as large as an early cabbage. Slow to run to seed.

Some people prefer a red or brown Lettuce. The best one of that color is the **Prize Head**, which is about the same as **Simpson**, except for color, which is a mixture of red and green. The leaves are very thin and tender. This is the one that is sometimes called "Beefsteak," or "All Cream."

In the true cabbage-head or smooth-leaved Lettuce there is the



A glimpse of the Lettuce in our trial grounds. Top row is **Prize-head**, next **Hanson**, then two rows of **Simpson**, and last a row of **Grand Rapids**. Plants are left a foot apart each way to head up. Don't they look nice?

have is especially selected for forcing and is fine. One peculiarity of this variety is that it is always weak in germination and must be planted thick and very carefully to get a stand.

The southern growers who plant Lettuce in the fall or winter for very early shipment north use entirely the **Big Boston**. It seems to be the only variety that will stand winter-growing. At least, it is practically the only variety that the southern growers will use.


There is an entirely distinct type of Lettuce known as **Cos Lettuce**, which is extensively grown in Europe, but not much known here. We have an excellent strain known as **White-Heart Cos**. The appearance and manner of growth are well shown in the illustration.

You have no idea how much difference it will make in the quality and tenderness of lettuce to shade it somehow to keep the hot sun off. Cheesecloth is cheap and makes a good covering. Plant the seed or transplant the plants in a bed six feet wide and as long as you want it. Make a frame as wide as the bed and tack the cheesecloth on and set the frame on stakes a foot or so from the ground. It is better to cover the sides, but not absolutely necessary.


When **Cos** lettuce is grown right it has a rich buttery flavor that is hardly equaled by any other variety. When the plant gets good size and begins to head tie the tops of the leaves together so it will bleach out. This will make it tender and crisp.

**Prices of Lettuce**


	1/2-oz.	Oz.
<b>Big Boston</b> . . . . .	\$0 05	\$0 15
<b>California Cream Butter</b> . . . . .	05	15
<b>Grand Rapids</b> . . . . .	05	15
<b>Hanson</b> . . . . .	05	15
<b>Iceberg</b> . . . . .	05	15
<b>May King</b> . . . . .	05	15
<b>Marblehead Mammoth</b> . . . . .	05	15
<b>Prize Head</b> . . . . .	05	15
<b>Simpson</b> . . . . .	05	15
<b>White-Heart Cos</b> . . . . .	05	15



**California Cream Butter** — Best of the Cabbage Head Varieties



Typical heads of **Simpson** and **Grand Rapids**, the two great forcing varieties. We have specially fine strains of these.



## Field's Daisy Muskmelon --- The Best Melon of All

This new variety originated with Mr. Alfred Apel, a market-gardener in the northern part of Iowa, and it combines more good points than any other melon I have ever grown, and I have had an extended experience with melons, both as a market-gardener and seedsman.

It looks somewhat like Emerald Gem, but it is larger, more uniform in size and shape, not so deeply creased, thicker meated, especially at the blossom end, and a much more saleable melon in every way.

But above all other good points is its quality. I never tasted as good melons in my life. It has the same rich orange-colored flesh as Osage, Emerald Gem, Perfection and Burrell's Gem, but it is far superior to either of them. It fairly melts in your mouth and is good clear to the rind.

You can see by the picture at the bottom how thick meated it is, and the upper picture shows the handsome outside appearance and uniform shape. In size they will average about 6 or 7 inches in diameter and weigh about three pounds each. And they run absolutely uniform in size and appearance, too. A pile of fifty of them won't vary an inch in size.

It is extremely early, which is exceptional for so large a melon. It is apparently blight proof, and stayed green and vigorous and bearing after all others were done. In market it outsold everything else, and, in fact, after people got a taste of it you couldn't sell any other melon at any price. Price, pkt. 10 cts., oz. 25 cts.,  $\frac{1}{4}$ -lb. 60 cts., lb. \$2.10.

The above is what I said about the Daisy last year, and the only correction I would make now would be to make it stronger in every particular. In fact, it would be hard to make it too strong.

I don't believe I ever introduced a new thing that was so absolutely satisfactory in every way, nor that came so near pleasing everyone.

In my own garden the points that I noticed most were these:

### Drought Resistant

We had it terribly dry here, almost everything in the garden was killed or badly crippled, but the Daisy was fresh and vigorous right through dry weather and all.

### Blight Proof

The Daisy showed not a trace of blight all summer. We began to pick them the first week of August, and the vines were still green and vigorous the first week of October, eight weeks later, and still loaded with melons.

### High Quality

Absolutely I never ate so good a melon. There is no chance for argument on that. In our trial grounds we had practically every known variety of melons, and the Daisy was the only one we would eat. The others found a poor market unless we failed to find any of the Daisy ripe. I had to get up early to beat the boys to the patch.

### Heavy Yield

They set very full, and every melon made good. No runts or culls. All good market melons. They would have sold for a fancy price, but we saved them all for our own eating and for seed.

### Uniformity

They are as uniform as high class Rockyfords (but much larger), and would pack beautifully for shipping. They would ship well or haul well, too, for they are very thick meated.

### Which Seed Do You Want?

I have seed grown on my own grounds — some grown by the originator in Northern Iowa — some grown at Rocky Ford, Colorado — some in Oklahoma — and some in the sandhills of North Western Nebraska. My believe is that there is no difference and no choice in it. It's all good.

But if you have any choice, I will give you either lot of seed you prefer.

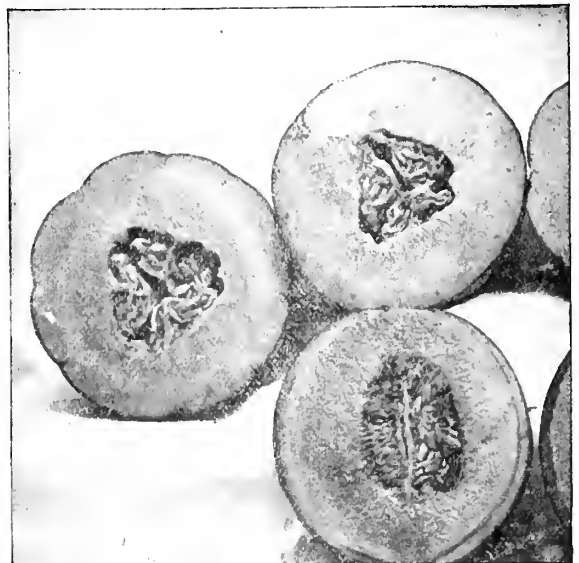
**Special Offer** I really believe that every person who reads this Catalogue and who has a garden patch as big as a bed quilt, ought to plant the three melons, the Princess Watermelon, the Pickaninny Watermelon and the Daisy Muskmelon, so I am going to make these special offers: 1 pkt. each, 25c; 2 pkts. each, 40c; 1 oz. each, 60c, all postpaid.

### It Succeeds Everywhere

One striking thing about the Daisy is that it has made a universal success everywhere. I have had reports on it from every state in the Union, and they are all good.

### To Market Gardeners

I want to urge you specially to grow at least a small acreage of Daisy, Princess and Pickaninny. It will pay you big. If you have a trade that will appreciate high quality, you can get your own price for these three. With either one a pound will plant an acre, so the cost of seed will amount to very little in comparison with the profit you can make from them, for they will easily outyield common varieties away yonder, to say nothing of the high price you can get for them.



Field's Daisy. Cross section showing thick flesh.



Netted Osage. The New Type of Osage Melon. Earlier, More Handsome, and More Prolific Than the Regular Strain.

## Muskmelons and Cantaloupes

I take a special pride in my Muskmelon seed. I do not believe there is a man in the United States who can furnish better seed or who does furnish any better seed than I do. Some of it I grow myself, and some of it is grown by specialists in other parts of the country. Some of it, like Hackensack, I have grown in the East, as that is the native home of that melon. With others, like Osage and Emerald Gem, better seed can be grown right here in Iowa. The various types of the Rocky Ford Cantaloupe are grown to perfection at Rocky Ford, Colorado. I have my seed of them grown there by specialists. Wherever it comes from, it is the very best that can be had. It is saved from selected melons such as bring fancy prices on the market. No culls, frostbitten stock, or slick melons are allowed to be used. No seed is never saved from blighted fields. Whether you

want a 5c packet or 500 lbs. for a shipping association, I can fix you out to perfection. Ask for special prices on large lots.

### The Best Varieties

It is really hard to say which is the best variety of Muskmelons. They are all good, and it depends largely on your individual taste which one you think is the best. Some people like a yellow-meated melon, while others will have nothing but a green-meated melon. Some people want a great big Muskmelon that they can cut in slices, while others want a little nutmeg which simply needs to be cut in halves. For that reason we have to list a big lot of varieties and let you take your choice.

### Yellow Meated Sorts

Personally, I prefer the yellow-meated varieties. Of these, the best ones, all things considered, is Field's Daisy, which you will find fully described on the next page. Next to that, my choice would be Perfection. It is the biggest of all the very large, often selling in our markets for 15 cts., or even 20 cts. each, and you know it takes a pretty good Muskmelon to do this. It is round, or slightly oblong in shape. Flesh deep yellow or salmon-color, and of the richest, sweetest flavor imaginable. It is very thick-meated, and, in fact, is the best variety I know of, and will surely suit you. I have two strains of it. One is comparatively smooth outside, while the other is roughly netted. I prefer the rough one, myself.

Another popular yellow-meated sort is the Osage, which is the standard variety in the Chicago markets, being grown largely in Michigan. It is not so large as the Perfection, but looks very similar inside. Distinctly oblong in shape, dark green skin and salmon flesh. Fine quality.

We have two types of the Osage. The regular Michigan type is nearly smooth, dark green, and large. The



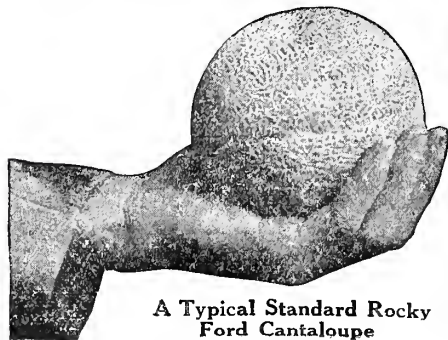
Perfection—Best of All Large Muskmelons

Iowa type is heavily netted, (as shown in picture above), very solid, and slightly earlier. If you prefer this type, ask for "Netted Osage."

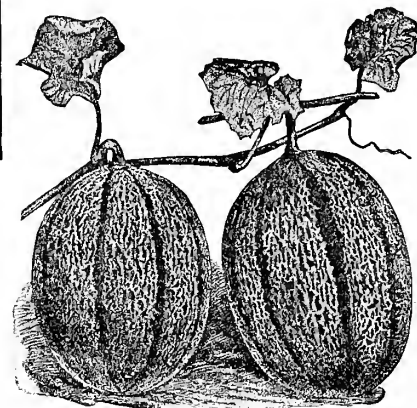
In the smaller or nutmeg-sized Muskmelons with yellow flesh, I prefer the Emerald Gem and Burrell's Gem, or, as it is sometimes called Pink Meated Rocky Ford. They are about the same size, but different in shape and appearance, the Emerald Gem being practically globe-shaped, smooth-skinned, brownish-green in color outside, and very early. It is practically a smaller, earlier type of Perfection. The Burrell's Gem, on the other hand, has

the shape and much the appearance of the regular Rocky Ford, but has deep salmon-colored flesh like Emerald Gem or Perfection. It is not quite so early as the Emerald Gem or Rocky Ford, but it is great to yield, and in most markets outsells all other small melons. You might say that it has the Osage or Emerald Gem quality, with the Rocky Ford size, shape and shipping qualities.

There is also another medium-size, yellow-meated Muskmelon lately introduced, called the Fordhook, which is about as large as the Emerald Gem, but looks more like a Hackensack. I do not think very much of it and do not consider it as good as the ones I have already named. If you want the old-fashioned, big, yellow, fragrant Muskmelon, the kind we used to have when we were boys, you should plant the California Cream Cantaloupe. It is big and yellow and showy, but only fair in quality. The Banana is distinct and peculiar in appearance, having the shape and somewhat the taste of a banana.



A Typical Standard Rocky Ford Cantaloupe



Burrell's Gem



# Muskmelon and Cantaloupes

## Green-Fleshed Sorts

The best known and the most popular of all the green-fleshed Muskmelons or Cantaloupes is the Rocky Ford Cantaloupe, named after a district in Colorado, where it was first extensively grown. There are a number of distinct strains of this popular type of small melon, but all are more or less similar. Small, egg-shaped, very solid, very sweet, a good shipper, great to yield, and always uniform in size. For the shipping market there is probably more of this variety grown than of all the other varieties put together. I have all my seed of these grown at Rocky Ford, Colorado, by men who have made a specialty of Cantaloupes for years. I pay them practically double the usual price, and I know absolutely that it is extra good. You couldn't get better seed anywhere at any price, so what's the use in going "bargain hunting."

I visited Rocky Ford in Cantaloupe time last fall and studied into this cantaloupe business and the selection of the seed very thoroughly and I believe my grower has the best strain of Standard Rocky Ford there is grown there.


The shipping associations and the big growers there all grow what is known as Standard Rocky Ford. This means that it is a strain that has been selected and bred up until it is absolutely true to type and meets the high standard called for by all of the shipping associations. To meet their specifications it must run absolutely uniform in size and shape; must be very heavy netted even clear across the ends; must be very thick meated, high flavor, early in ripening and free from blight. When a cantaloupe meets all of these requirements, it is known there as standard. That is why everyone wants to get seed of the Standard Rocky Ford. It is just like buying thoroughbred live stock. You know what you are getting.

This is the type that is advised by the Colorado Experiment Station. My grower has made an extra choice selection of this seed and has won first price in the cantaloupe shows year after year. The cantaloupes I show here will give you a good idea of the shape and general appearance. These are some cantaloupes from which we were cutting seed at Rocky Ford.

Next to the strain my grower is using, probably the best would be Pollock's strain. This or practically the same is also sold as Eden Gem and Blinn's Rust Proof and Netted Rock. In fact, there are probably a dozen different named strains of Rocky Ford Cantaloupe there, but to tell you the truth, I can see practically no difference amongst them and there is no need of listing more than one or two of them.

The southern growers, especially in Texas and Oklahoma, have a slightly different idea on the Cantaloupes, and while they grow the same variety as the Colorado shippers, they have selected it slightly different and more according to their ideas. This is also the same strain that is most popular in Delaware and the Carolinas. It is called by them the Improved Rocky Ford—Southern Type. It is slightly larger than the regular Rocky Ford type, rounder in shape and showing more distinct ribs. My seed of this is grown by a noted melon shipper in Oklahoma and is highly selected. If you want a strain of seed less expensive than these two highly selected types, I can give you ordinary Rocky Ford, or Netted Gem. This is the regular commercial strain of seed and is the original type from which all the other strains have been developed. A good variety, but does not have the fine shipping qualities and uniformity of the more modern, fashionable strains.

Two other small green-meated nutmeg melons that are popular in some places are the Green-Meated Nutmeg, and the Texas Cannon Ball. The Green-Meated Nutmeg is the old-fashioned, little, sweet nutmeg melon, that has been the standard for a generation or more. Small, early, sweet and prolific. While the Texas Cannon Ball is larger and more nearly a perfect globe-shape, it is very sweet, solid,



**Standard Rocky Fords.** This is the kind of melons my seed is cut from. Did you ever see better Rocky Fords? I've got nearly a thousand pounds of this seed and it will grow just such Rocky Fords. It will cost you \$1.25 per lb. net, much or little.

round, medium size, and stands hot weather well. It is grown principally in Oklahoma and Texas,

Of the large green-meated melons, the best type known is the Hackensack. We have three strains of this. The regular Hackensack is about like the Perfection in size, but is green-fleshed. It is large in size, fine quality and fairly early. The Extra Early Hackensack is a week to ten days earlier ripening. Very nearly as early as Rocky Ford, but of course larger, although it is smaller than the regular Hackensack.


The Long Island Beauty is a special strain of the Hackensack, and is the largest of the three, but still fairly early. All are very fine-looking melons, deeply ribbed, heavily netted, and of very fine flavor. The flesh is of fine quality and clear green in color.

The Bayview is one of the old timers that is still popular. Very large, long shaped and generally good quality.

This practically covers the cream of the list in Muskmelons and Cantaloupes, but there are numerous other good varieties, of which I keep seed on hand and can supply all special orders.

*"I will write you a few lines to let you know that I am among the living, for which I thank God with all my heart. Well the Melon season is about over for this year and we done well selling our melons. They surely sold like hot cakes at from 5c to 35c each. People said they were the best melons they ever eat and such big ones."*

—Wesley Black, Newaygo, Mich."




**Pollock strain of Standard Rocky Ford.** A highly-developed type. Eden Gem and Netted Rock are very similar. Notice rounded shape and heavy netting. These show the true Rocky Ford type.

Prices of Muskmelons (postpaid)	1/2-oz.	Oz.	1/2-lb.	Lb.
Bay View . . . . .	\$0 05	\$0 10	\$0 30	\$1 00
Banana (True) . . . . .	05	15	35	1 35
Burrell's Gem (Extra fine) . . . . .	05	15	35	1 35
California Cream Cantaloupe . . . . .	05	10	25	75
Emerald Gem . . . . .	05	10	30	1 00
Extra Early Hackensack . . . . .	05	10	25	75
Field's Daisy . . . . .	10	25	60	2 10
Fordhook . . . . .	05	15	35	1 35
Genoa Casaba . . . . .	05	15	35	1 35
Green Meated Nutmeg . . . . .	05	10	25	75
Hackensack . . . . .	05	10	25	75
Improved Rocky Ford . . . . .	05	15	35	1 35
Long Island Beauty . . . . .	05	10	30	1 00
Netted Osage . . . . .	10	20	50	1 85
Osage . . . . .	05	10	30	1 00
Perfection . . . . .	05	15	35	1 35
Rocky Ford or Netted Gem . . . . .	05	10	25	75
Rocky Ford—Pollock Strain . . . . .	05	15	35	1 35
Rocky Ford — Standard . . . . .	05	15	35	1 35
Shumway's Giant . . . . .	05	10	30	1 00

Net prices (not postpaid) 10c per pound less.

## Cantaloupe Seed For Big Growers

I want to emphasize the fact that I have the finest strains of Cantaloupe seed and the very best quality you could get anywhere. When I was at Rocky Ford I made a thorough study of this cantaloupe question and I have no hesitation in saying that my seed was cut from the finest cantaloupes ever grown at Rocky Ford. It is gilt edge.




**Improved Rocky Ford—Southern and Eastern Type**

# Watermelons--The Best Varieties

It is mighty hard to make a choice of Watermelons. They are all good, and I could be happy with any of them. I suppose there are something like three hundred varieties of Watermelons listed in all the catalogs put together, but I have managed to boil it down to about twenty, and of these I would hate to throw away any of them, for they all have many good points.

Of course, a man always has his personal preferences, and for myself I believe that the Kleckley Sweet class are the best of the lot. This includes Kleckley Sweet, Improved Kleckley Sweet, Halbert Honey, Tom Watson and Monte Cristo. These varieties are all more or less similar, and each variety has its friends who claim it the best one of the lot. Taken as a class they are the sweetest, biggest, best melons in the whole list. They are all long, dark green and extra fine quality.

The Kleckley Sweet is the original strain and is probably the best known. It is too brittle to ship and haul very far to market, but if you have a near-by market and customers that will appreciate good melons, you can do well with Bright red flesh and white seeds.



Halbert Honey. The standard for quality.

The Halbert Honey is slightly longer, more slender in shape, and slightly darker green in color. The Improved Kleckley Sweet is the Rocky Ford strain, and it is, in my opinion, the best strain of Kleckley I have ever seen. It is absolutely uniform in size and shape. A little bigger-waisted than the standard Kleckley and a little larger. Quality absolutely perfect. It does not break quite so easily in handling as the original strain, and for this reason is sometimes called the "Hard Shell Kleckley." It is an improvement in every way over the Kleckley and you can't lose on it. But it is still too tender to ship well long distances. The Monte Cristo I find to be practically the same as the original strain. I can see no difference in the two.

Mclvor's Wonderful Sugar is another main crop melon. It looks like the old Rattlesnake, but is of much better quality. Large and long, medium early, and fine quality. Better quality than Sweetheart and nearly as good as Kleckley, handles well and is good either for market or home use.

The Iceberg is an Improved Kolb's Gem. Better quality, and larger and better color. It is sometimes known as the "Blue Gem" owing to its rich bluish green color. Has very red flesh and very black seeds. Outside dark striped. Almost round.



Improved Kleckley and the Princess. The best pair of Watermelons in the list for quality. Not a very good match in size, but they go along mighty fine together just the same.

The Tom Watson is the latest development of the Kleckley type, and is evidently a cross between the Kleckley and some other variety. It is very large, I think the largest melon I have ever grown. Looks like a Kleckley on the outside, but slightly lighter in color, although the same shape and general appearance, and has the same red flesh and white seeds, but the seeds are darker than others of the Kleckley class. It has the same wonderful quality as the Kleckley, but has a hard, tough rind that will ship with perfect safety. This makes it an ideal shipping melon, especially for the south.



Other good shipping melons are the Alabama Sweet, Sweet Heart and Kolb's Gem. The Kolb's Gem

There's nothing fits a boy quite so well as a watermelon. These two "Tom Watson's" and my boy are "three of a kind." All about 40 pounders.

was years ago universally favored in the South for a shipping melon. Round in shape, large and fine in appearance; bright striped, red meat and black seeds. It is tough enough to stand any amount of handling. It still has many friends, but Sweet Heart has rather taken its place on account of slightly better quality. Sweet Heart is a large, light-colored melon, heavy, black seeded, round in shape, and always very large.



Angel Kiss. A good new melon.

A shipping melon not very much known as yet is the Angel Kiss. It is very long, grey colored, very sweet melon, highly spoken of in the South. It originated in Texas.

	½ Oz.	Oz.	¼ lb.	Lb.
Alabama Sweet	\$0 05	\$0 10	\$0 25	\$0 75
Angel Kiss	10	15	30	1 00
Chilian	05	10	25	75
Cole's Early	05	10	20	65
Early Fordhook	05	10	20	65
Florida Favorite	05	10	20	65
Halbert Honey	05	10	25	90
Harris' Early	05	10	25	75
Improved Kleckley Sweets	10	15	30	1 00
Kleckley Sweets	05	10	25	90
Kolb's Gem	05	10	20	65
Mclvor's Wonderful Sugar	05	10	20	65
Monte Cristo	05	10	25	90
Peerless, or Ice Cream	05	10	20	65
Phinney's Early	05	10	20	65
Pickaniny	10	25	75	2 60
Princess	10	25	75	2 60
Sweet Heart	05	10	20	65
Tom Watson	05	10	25	90
Iceberg	05	10	20	65

Above prices include prepaid postage. See blue list for low prices on large lots.

**SPECIAL OFFER.** I am going to make you a special offer on any four watermelons in this list, excepting Princess and Pickaniny—I can't put them in—but you may have any four of the other varieties at these prices: ½-oz. each, 15 cts.; oz. each, 25 cts., ¼-lb. each, 75 cts. Remember, your choice of four, excepting Princess and Pickaniny.



### A New Watermelon --- The Pickaninny

I know it seems like it was unnecessary bringing out a new watermelon, but this one is so good and so new and so different from any of the ones already listed, that I decided to take a chance on it anyway.

I got it from a woman in Kansas who has been writing to me about it for several years, and who finally sent me about a quart of the seed last year. I grew quite a patch from that and will offer it for sale in the next big catalog.

It is a beautiful little melon of the same color and general appearance as Dixie, Cole's Early, and Harris' Early, but smoother, handsomer, and earlier than either, and better quality. I believe it will

prove to be the earliest melon on the list, and better quality than any other early melon. It's uniform size and appearance will also be a big help in the market. It is not a large melon, but makes up for it in prolific bearing and high quality and earliness.

The seeds are black in color, and very small, so small in fact that it might be called an "apple seed melon". On account of the small size of the seed it will go a long ways in planting. A pound will easily plant an acre. It is entirely different from the Princess.

The illustration above is from a photograph of some of the ones we cut for seed and will give a good idea of the size and general appearance. Price: Packet 10c, oz. 25c,  $\frac{1}{4}$ -lb. 75c. Supply limited.

### Early Melons

The early varieties of melons are usually smaller than the standard varieties I have described, but are very valuable, especially in the extreme Northern states, and for first market everywhere. Probably the best known early melon is the Ice Cream, or Peerless. This is an old favorite and is still a standby in many places for an early market melon. It is very early and very prolific. I have the true stock. The Early Fordhook looks much like it, but is much darker green in color and somewhat larger. Both have bright red flesh with white seeds.

Cole's Early or Harris' Early are both nice little early melons, and similar in appearance. In fact, I believe they are the same variety. They are bright, striped in two shades of green like the Kolb's Gem and Dixie, but rounder and earlier. Bright red flesh, black seeds, good quality, and very early. Always sell well and are good money-makers.

Florida Favorite is another good early melon. Long and slender; light striped outside; red flesh and white seeds. Very sweet and fair size, but rather thick rind. Phinney's Early has the same fault, too thick a rind for its size, but valuable on account of extra earliness.

The Princess is the dandiest little melon you ever saw. I had a full page about it last year, but haven't room for so much space here. It is very early, small, very prolific, uncommonly sweet and sugary, skin not much thicker than an orange, and small seeds. It has made a great success everywhere, and is especially suited to small home gardens, as it makes less vine than others, and few hills will make lots of melons.



"Henry Field's Princess Watermelon just suits us.  
We can have a whole half a melon apiece."

### Boys' Watermelon Collection

#### A Whole Melon Patch For 10 Cents

I want every boy in the country to have a Watermelon patch of his own. There is nothing that fits a boy so well as a Watermelon, and he might just as well grow them himself. It won't take a very big patch of ground, but it must be good ground, the best there is.

I have taken about 25 kinds of Watermelons and made a thorough mix of them, the boys can have a sample of all kinds in the one patch. That will suit a boy exactly. They are all good kinds, too.

A single small packet of seed is not enough for a hungry boy to start with, so I am putting this up in big packages of over an ounce. I guess there must be enough in one of them for 100 hills of melons,—50 hills anyway. I will send these for 10 cents, postpaid. Now send along your 10 cents, and get this collection, and you will have a start towards the finest melon patch you ever saw.

You can see what the boys who got this collection last year did. Turn back and read their stories. They make interesting reading.



Fern and Vern Fitzgerald, Spade, Nebr., and some of their watermelons grown from one of the 10c collections.

**Special Offer** I want every boy who plants watermelons to write me a letter about it in the fall. And by all means send a picture of yourself and the melons, too. I want them to put in the catalog next year. I will pay 50 cents each for 10 or more of the best letters and best pictures, and I will pay \$5 to the boy who sends the best letter and picture. If you can't get a picture taken, write me a letter about the melons anyway and if the letter is a good one you can likely get pay for it. Write the letter yourself, and tell how you raised the melons and all about it. I am going to have a lot of 50 cent pieces to send to the boys who write me about their melons.

H. F.

## Two Dandy New Melons

I am always slow to offer new varieties, and I never offer them till I have tried them out myself in my own garden, and in the hands of market gardener neighbors. Then I know what I am talking about.

These two melons I have seen growing and have eaten in the patch (the true test of a melon) and I believe they are both worthy of a permanent place in the list.

### Halbert's Rubber Rind

Equal to Halbert Honey in quality, and will stand handling without bruising or breaking.

This variety was originated by Halbert, the originator of the famous Halbert Honey, and introduced by a Texas seedsman. Here is their description of it:

*"This variety has all the characteristics of the Halbert Honey, being of about the same shape, weighing from 30 to 40 lbs., very thick heart, seed setting close to the rind, flesh rich, bright red and free from strings, very sweet and crisp. Rind from 1/2 to 3/4 of an inch thick, but very tough, hard to break and we can truthfully say that it is destined to be the greatest melon, both for shipping and home use the world has ever known. The hard, tough rind will enable growers to ship this melon to all parts of the United States, and when its high quality becomes known they will bring a premium in any market. The tough rind also makes it a good keeper and where melons are raised for home use it will stay in an edible condition longer than other varieties."*

I grew a crop from seed direct from the introducer, and can give you some fine pure stock. I find it to be all they claim for it. It is fully equal to either Halbert Honey or Kleckley in quality, slightly larger, and although the rind is very thin it is so tough as to stand any amount of handling without breakage. Price: Pkt. 10c, 20c, 1/4-lb. 50 cts., lb. \$1.85. All postpaid.



New Watermelon "Golden Honey." The best yellow fleshed melon yet.

### Golden Honey

I have been hunting for years for a right first class yellow meated watermelon. We used to have them when we were boys, and they were good too, but of late years they seemed to have disappeared from the market.

This new melon however is exactly what I was hunting for. A Texas seedsman found it before I did and offered it last year. but I got him to divide the seed with me, and I can offer it to my customers now.

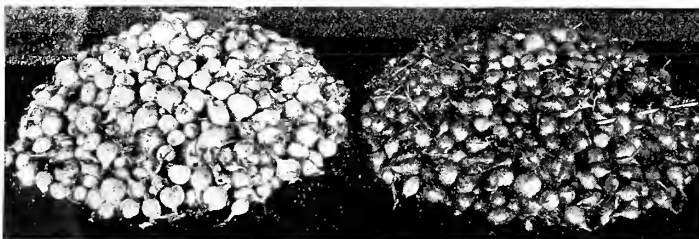
Here is his description, and I find it exactly correct.

*"A beautiful, golden-fleshed melon, one of the finest we have ever tasted. The flesh is a beautiful, glistening amber shade of yellow, very tender, and has a most delicious flavor, very similar to that of the Halbert Honey Watermelon. It is medium early, of uniform large size and o-long shape, and has a very handsome appearance. The color of the rind is light green, with mottled stripes."*

The biggest one we had weighed 40 pounds and was as sweet as the best Kleckley you ever ate. It is sure to attract attention everywhere, and will sell like wildfire in the market. Price, pkt. 10c., oz. 20c, 1/4-lb. 60c. All postpaid.



Halbert's Rubber Rind. A high quality melon that will stand handling



Bottom Onion Sets. Fine for green onions or big onions either

### Onion Sets

I do not use or sell the top sets, as I consider bottom sets better. These are simply little wee Onions grown from the black seed planted late and thick. They are about as big as the end of your finger, and when set out in the spring they come quick and make nice green Onions for bunching, or if left stand will bottom down and make big Onions like ones from seed, but lots earlier. I can furnish them in red, yellow or white. Yellow are generally best, as they are not so liable to run up to seed. Multiplier sets are also pretty good.

### About Sizes on Onion Sets

It is very important that you get onion sets of the right size. If just a little too large they will run to seed right away instead of making a good onion. The usual rule is to use everything below 1 1/2 inches in diameter, but in that case there is sure to be some too large that will go to seed for you.

### Bunch Onions

There is probably more money in early bunch Onions than in any crop the gardener grows. All you have to do is to set the sets very early in good, rich ground and they are sure to make a crop. Always sell well, too. They take very little room, and I have often taken off a dollar's worth to every rod of row. Buy some sets and try it. Figure on about a gallon of sets to a square rod of ground. Bottom sets are the kind to use.

We have decided to screen out of ours all above an inch in diameter, and it makes the nicest grade of sets you ever saw. They cost us more this way, for there is a heavy loss on the oversize ones thrown out, but we still sell at the usual price and give you the benefit of the extra screening.

Prices of Onion Sets  
Either red, yellow, or white

	Pt.	Qt.	2 Qt.	Gal.
By mail postpaid . . . . .	15c	25c	45c	85c
By Express not prepaid . . . . .	10	15	25	45


Multiplier sets same prices.

Special extra small (pea size) sets 10 cents additional per quart.

Winter Onion Sets. These are hardy and will live and increase from year to year in any climate. They do not make a bulb, but only straight green onions for spring use. Can be planted in the fall or early in the spring. The sets grow in bunches on the top of the stalk. Price same as other sets.



Bunch Onions grown from bottom sets



**The Prize Taker Onion.** The most profitable onion of all for the middle west. An enormous yielder, big, sweet, and easy to grow from seed. See next page for prices.

## Onions

Onion seed is one thing the gardener, and especially the market-gardener, is very particular about, and rightly so. I have had before now a field of onions, part of which would make three or four hundred bushels to the acre, and right alongside a strip that would not make over a hundred, wholly due to difference in seed. It might be some kind that was boomed as a novelty at a high price, or it might be some seed sold at a very low price by some of the so-called cheap seedsmen. You have all had the same experience. Of course, the seed is not the whole thing, but it is a good start, at least. Besides the tests I make in my test-garden every summer, I have grown thousands of bushels for market, and it is hard to fool me on onions. The seed I offer is all American-grown and is genuine "Market-Gardener Stock," pure and true to name and sure to grow. In my test garden last summer I had samples from every stock, and there was not a break or a fault in the whole thirty or forty samples.

I have a good lot of seed, and if you want a large quantity I can save you money. Don't fool with "store seeds." There is no need of it at the prices I can make you.

### Varieties of Onions

The variety of onions to grow depends to a large extent on what variety your market demands. There is a great difference in markets. For instance, in some of the eastern states they want a yellow globe onion, while the western markets prefer a red onion to a yellow one. But still other markets are paying much higher prices for white onions than for any other color. Some markets want flat onions and some want globe-shaped ones. Some markets want all big onions, while others prefer those of medium size. If you expect to grow onions for market, you should first study your market; find out what kind of onion is wanted, and then, if possible, grow that particular kind. This is true of any truck crop, but is especially true of onions.

In most western markets the best-selling onion is the Red Globe, and the variety to grow is what is called the Large Red Globe, or, as it is called in the east, Southport Red Globe. It is of a perfect globe-shape, true rich red in color, large, solid and heavy yielder. It is also a splendid keeper and will keep until spring if given ordinary care. There is also a cross or halfway type between this and the Red Wethersfield, which is called the Globe Red Wethersfield. It is

slightly earlier than the Southport Red Globe, and many people prefer it on that account. There is the same onion or one at least very similar, also sold as Minnesota Red Globe.

The best known of all the red onions, and probably the most widely grown of any, is the Red Wethersfield. It originated in Connecticut, but has been adopted by the west as its own particular variety. It is the standard big, red, flat onion, of good quality, a good keeper and favorably known in all markets.


There is also another big red onion which is especially popular on the Pacific coast. It is the biggest onion I have ever seen. As large as a saucer, red, rather flat, and very mild. Compared with Red Wethersfield it is larger and sweeter, but does not keep so well. Plant rather thin on very rich land and you will have the biggest onions you ever saw and the sweetest. We call it simply the New Big Red, as that name describes it better than any other.



### Chris Deering and His Onions

171 bushels on a quarter of an acre. \$150.00 worth of onions from 1½-lbs. of seed.

See next page for prices, also see condensed price list on page 12, and blue list of wholesale prices opposite page 48.



Southport or Large Red Globe. The great market onion

**Pedigree Red Globe**

There is no variety of Onion in the whole list on which the growers are so particular as to size, shape, color, and uniformity, as on the Southport Red Globe. It is about the most thoroughbred of all onions anyway, and the growers insist that it must be just right. Our regular strain of it has always given perfect satisfaction to the growers, but we have been trying all the time to get something a little better yet, something better than anyone else in the country could furnish.

We are able to offer it in a limited way this year. It is a strain of Red Globe that in our trial grounds last summer showed every bulb perfect in color and 97% perfect in shape. Not a thickneck or scullion in the lot. All ripe at the same time. All uniform in size. All hard, crisp and ready to keep all winter. All blood red in color. And an average of 97 typical globe-shaped ones to the hundred. How would that suit you?

The seed is grown for us in Michigan, from specially selected bulbs for several years, and with no other onion seed grown within a mile. We only have a limited amount of this seed and while it lasts will offer it at pkt. 10c, oz. 30c, 1/4-lb. 80c, lb. \$3.00.

**Varieties of Onions (Continued)**

Among the yellow Onions, the best known and most popular variety is the Prizetaker. It is also called Spanish King, and is the same big onion seen in the round-cornered crates in the fruit stores in the winter time. It is very large, mild and tender, and will outsell any other Onion where once known. Take it one year with another, it is probably the best yielder of any of the varieties. Its only fault is that it does not keep well for spring sale. It should be disposed of in the fall or early winter, being too mild and tender to keep well through until spring. A good combination would be to plant Prizetaker, Red Wethersfield and Large Red Globe. You would be sure of a good crop then, and could suit any kind of a buyer.

If you want a yellow Onion that will keep solid all winter and sell at any time, I would advise the Ohio Yellow Globe and the Yellow Globe Danvers. These are very similar varieties. Both globe-shaped, hard, uniform size, good quality and good keepers. The Ohio Yellow Globe is a special strain used by the Onion growers of Ohio and Indiana, while the Yellow Globe Danvers is the strain more used



Ohio Yellow Globe. The standard shipping sort in Ohio and Indiana

in the West. There is also a flatter type called the Yellow Danvers Flat, which is exactly the same as the globe-shaped variety, except that it is flatter and wider. This is the variety most used for yellow Onion sets. There is also a small yellow Onion known as Australian Yellow Globe, which is a pure yellow selection from the well-known Australian Brown. It is very early and at the same time a wonderful keeper, and is especially popular in the short seasons of the extreme Northwest. Its fault is that it is too small for most markets.


The Australian Brown is the best keeper of the whole list. I have seen them keep until Onions came again. It is about the size of a Yellow Danvers, but of a reddish brown color. It will not, however, run absolutely true to color, there will be some white, some pink, and some yellow ones in all of them, and all of this class are rather small. It is impossible to get them to come true.

In white Onions the most popular variety is Southport White Globe. This is the largest successful pure white Onion. Perfect globe-shape, very solid, keeps well, and in many city markets brings a much larger price than other colors. It is a poor seeder and the seed is always high-priced. It is rather late and takes a long growing season to mature properly. If you want an earlier white Onion, you should use the White Portugal, or Silverskin. This is about the same size as Yellow Danvers, but is pure white in color, early and a good keeper.

A still earlier white Onion is the Silver King. A large, flat Onion of Italian origin; sweet and nice, but can't stand d.y weather and doesn't keep well. The variety known as New Queen is more popular, it is smaller, but is still earlier and more sure to make a crop.

It is a flat, white, small Onion, very early, tender and sweet. It is used for early bunching and for pickles. The White Barletta is very similar to New Queen, but probably slightly smaller.

For the mountain states and other regions with a short season, especially where irrigation is used, you should be careful to use a rather early variety, one that will be certain to ripen down well. For such places I advise Yellow Globe Danvers, White Silver King, Red Wethersfield, New Queen and Australian Brown.



White Portugal or Silverskin

An acre of Onions will take from four to six pounds of seed and should make anywhere from 300 to 900 bushels of Onions. See our blue list for special prices on onion seed in quantities, Write for free leaflet on onion culture.

Prices on Onions	Pkt.	Oz.	1/4-lb.	1/2-lb.
Australian Brown	\$0 05	\$0 10	\$0 30	\$0 30
Australian Yellow Globe	05	15	40	40
Globe Red Wethersfield	05	15	40	40
Large Red Globe	05	15	40	40
Mountain Danvers	10	30	80	80
New Big Red	05	25	75	75
New Queen	05	20	60	60
Ohio Yellow Globe	05	15	40	40
Pedigree Red Globe	10	30	80	80
Prizetaker	05	15	40	40
Red Wethersfield	05	15	40	40
Silver King	05	20	60	60
Southport White Globe	05	25	75	75
White Barletta	05	15	40	40
White Portugal or Silver Skin	05	15	40	40
Yellow Danvers (Flat)	05	10	35	35
Yellow Globe Danvers	05	15	40	40

Above prices are postpaid. See Blue List for wholesale prices.



Onions grown by Mrs. Emma Lown, Waterloo, Okla.

## A New Type of Onion

### Mountain Danvers

The great trouble in growing onions in the high altitudes of the mountain regions of the northwest is to get an onion that will mature properly. One that will ripen up hard and solid without any thick-necks or sprouty stuff.


That irrigation country in Colorado, Idaho, Utah, Montana, and the rest of that country, can grow the finest crops of onions on earth if they can get the right varieties. What they want is an onion of good size, good bright color, a good keeper, and above all, very early.

I have a customer in Colorado, up in a high valley at 7,600 ft. altitude, who has been growing onions for market for 18 years now, and by careful selection has worked up a type of onion that is a wonderful success for the mountain country.

The start of it was a good strain of Danvers, but it has been selected and changed until it would not be correct to call it a regular Danvers. It is about half way between a globe and a flat in shape, a very deep yellow color, larger than ordinary Danvers, very early and absolutely sure to ripen, a perfect keeper, and a great yielder.

He has been getting 300 to 400 bags per acre (100 lbs. to the bag) right along, and sometimes as high as 600 bags, and gets top price for his onions on account of high quality and fine appearance.

Last summer I had him plant an acre of selected bulbs for seed, and I will have a limited amount of the seed for sale. For the mountain country it is the only sort I would grow, and for onion growers anywhere who want a handsome extra early yellow onion it will be of




Mountain Danvers. The onion for high altitudes and short seasons.

great value. I would advise that you send in your order early, as I have only a small amount of this seed, and when it is gone I cannot get any more. I firmly believe that any onion grower in the mountain country could afford to pay almost any price for this seed, for it is sure to be a great money maker.

Price, pkt. 10c, Oz. 30c,  $\frac{1}{4}$ -lb. 80c, Lb. \$3.00.



Over 500 sacks of onions per acre in the mountain country. Figure up what they would be worth at present prices. Of course, this is with irrigation, but I have made almost as large yields as that right here in Iowa, in a good year, and this year in spite of the terrible drouth the onions in our trial grounds averaged about 300 bu. per acre right through.



Alaska—Earliest and Most Profitable Early Bunch Pea

## Peas

### Culture

Peas, as a rule, should be planted early in the spring, while the ground is cool and moist, as they never do well in the hot part of the summer and very often will not come up at all when the ground is hot and dry. Smooth peas especially should be planted just as soon as the frost is out of the ground, the earlier the better. Wrinkled Peas, while larger and more tender and of higher quality, never come as well, as they are more or less liable to rot in the ground. They should not be planted quite so early as the smooth varieties, but still should be planted before hot summer weather. Peas do best in ground that is fairly rich. If the ground is too rich the peas will run to vines, often making vines four or five feet long and with few pods. This is also true if the garden is at all shaded. If you buy a dwarf variety that turns out to have vines four or five feet long, you may know that either the ground is too rich or that the garden is shaded. Pea seed does not do well kept from year to year, and it is best to buy fresh seed every year.

### Varieties

The earliest variety of Peas grown and the surest to make a crop is the **Alaska**. They grow about knee-high and set very full of rather small, dark-green pods, which are almost all ready to pick at one picking. Seeds smooth and blue when ripe. Compared with the **Improved Extra Early**, it is slightly earlier and not so large-podded, quality about the same. It is always sure to grow well and will come up and bear in spite of any kind of weather. Market-gardeners especially are advised to plant heavily of this variety, as it is a great money-maker. The **Improved Extra Early** is very similar, but is three or four days later and generally a little taller. This is the brag **Extra Early** which every seedsman gives first place, usually under some high-sounding name of his own. The pods are slightly larger than the pods of **Alaska** and the vines remain in bearing a little longer. Otherwise the two varieties are very similar, and both having smooth seed, they can be planted at the same time; very early, and the one will follow the other in the market.

For a larger, slightly later, smooth Pea to be planted at the same time as these two and to follow them in market, I would advise **Fillbasket**. It might be described as a **Giant Alaska**. It comes in immediately after the **Early Extra**, or say a week later than **Alaska**, but is considerably larger than either one, both pod and vine; and with me it yields far more than any other early Pea, or, in fact, any Pea, early or late, that I have ever seen. Like all smooth Peas, it is sure to come up and will not rot in the ground like the wrinkled ones. With **Alaska** and **Extra Early** for first picking, and **Fillbasket** for second crop and **Dwarf Champion** for main crop, you are sure of plenty of Peas all summer. All are half-dwarf, growing from 14 to 30 inches high.

There are several other early Peas, though none in my opinion quite so profitable as the three I have named. **Nott's Excelsior** is probably the sweetest early Pea there is. It is very dwarf, very early and a wrinkled Pea with big fat pods. It is more easily harmed by bad weather than smooth Peas like **Alaska** and **Fillbasket**. The **American Wonder** is practically the same thing at **Nott's Excelsior**.

Probably the most popular of the early wrinkled sorts is **Premium Gem**, or, as it is more often called, **Little Gem**. It is a second-early, coming in about with **Fillbasket**, grows about 15 to 18 inches high and bears heavily of large, plump Peas. The Pea is wrinkled and very sweet. Like all wrinkled Peas, it is harder to get a stand than with the smooth ones, and does not stand unfavorable weather so well. A very similar variety, but slightly taller, larger and later is the **Advancer**.

**Gradus**, **Thomas Laxton** and **Surprise**, are other varieties of wrinkled, sweet early Peas. They are all of very high quality, and the **Gradus** and **Thomas Laxton** especially have very large pods, the largest of all extra-early Peas, but are very sensitive to dry weather and heat and it is a hard matter to get a good yield from them. If you want high quality, big pods very early, and you are not particular about yield, it would pay you to try these three. All make rather tall, slender vines.


In the big heavy main crop Peas, the best one, to my notion, is **Dwarf Champion**. This is a dwarf or bush form of the old-fashioned **Champion of England**. It grows about 18 inches high, stiff-stalked, and close-jointed, literally loaded down with big, fat pods, which always come in pairs. Peas large, thin-skinned and of the most delicious flavor. If you want a really sweet, heavy-yielding late Pea that will not need stakes, this is the one. The canning factories use for their grade mostly **Horsford's Market Garden**, which is a very similar variety; large, sweet, and heavy yielding. **Everbearing** is also quite similar, and is supposed to stay in bearing all summer. I think, however, this is mostly a supposition, as nearly all Peas are easily cut short by dry weather.

**Little Marvel** and **Laxtonian** are two new varieties of early or second early Peas that have done fine for us.




Dwarf Champion

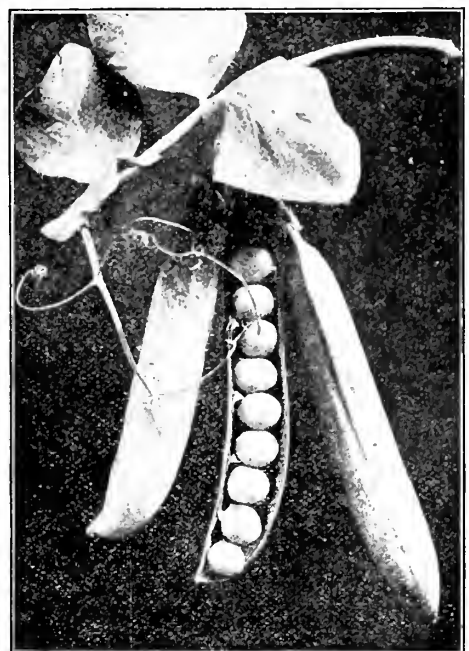




English Early



English Second Early



English Late

## Peas (Continued)

Stratagem, Telephone, Marrowfat and Champion of England, are all big, tall, late-growing Peas and are great yielders. All have big, heavy pods, but need staking, as they grow all the way from 3 to 5 feet high. All are high quality except Marrowfat, which is smooth and only fair quality. The so-called sugar Pea is the Dwarf Grey Sugar. This has pods about the same size as other Peas, but they have no tough lining and can be broken up and cooked, pods, peas and all, like string beans. They are hardy and bear enormously.

The English are great people for Peas, and have originated some very fine varieties. For several years I have been importing some of their varieties and trying them, and I have found some mighty fine varieties. Three of them I am offering to my customers. I call them simply English Early, English Second Early, and English Late. They are all big, fat, heavy-podded Peas, very fine in quality, under favorable conditions are great yielders. They have the short jointed heavy stalk and the broad leaves typical of most English varieties.



Fillbasket Peas. Best second early. Sure to grow and bear and a great yielder.

Prices of Peas.		Oz.	1/2-pt.	Pt.	Qt.
Advancer . . . . .	\$0 05	\$0 12	\$0 30	\$0 60	
Alaska . . . . .	05	10	25	50	
American Wonder . . . . .	05	12	30	60	
Champion of England . . . . .	05	12	30	60	
Dwarf Champion . . . . .	05	10	25	50	
Dwarf Grey Sugar . . . . .	05	12	30	60	
English Early . . . . .	05	12	30	60	
English Second-Early . . . . .	05	12	30	60	
English Main Crop . . . . .	05	12	30	60	
Everbearing . . . . .	05	12	30	60	
Fillbasket . . . . .	05	10	25	50	
Gradus . . . . .	05	12	30	60	
Horsford's Market Garden . . . . .	05	12	30	60	
Improved Extra Early . . . . .	05	10	25	50	
Marrowfat . . . . .	05	10	25	50	
Nott's Excelsior . . . . .	05	12	30	60	
Premium Gem . . . . .	05	10	25	50	
Stratagem . . . . .	05	12	30	60	
Telephone . . . . .	05	12	30	60	

**Special Offer.** Of the varieties priced at 10 cts. per 1/2-pt. you may have any three for 25 cts.  
Of the varieties priced at 12 cts. per 1/2-pt. you may have any three for 30 cents.

### Northern Grown Peas

We have all our seed Peas grown in the north, partly because Peas do better in the cool climate of the north and partly to escape the Pea weevils which bother seed Peas grown in this climate.

We used to have them grown in Michigan and Wisconsin, but unfavorable weather and insect pests and poor farming were causing such poor yields and lowering the quality so, that we are now growing all our Peas in the northwest, and the quality we are getting from there is fine. Best seed Peas I ever saw.

We have our own growers there, furnish the stock seed ourselves, have it grown on alfalfa land, and planted in rows and cultivated instead of being sown broadcast as is the custom in Michigan.

When the Peas were in pod we had Walt Pitzer, the head of our garden seed department, stay out there a month and check up carefully, pull out stray vines if any showed up, study the different varieties, and line things up in good shape in general.

After the Peas are threshed they are sent to us here and we clean and grade them and handpick them all carefully.

The result is, we have the best seed Peas we ever had. They are sound, plump, vigorous, and high germination. They are as pure as Peas could possibly be. We know every lot of them from start to finish. Know the seed it was grown from and saw them growing. Our tests in the trial grounds show this northwestern grown seed to be far better yielding, earlier, and stronger than eastern seed. There is no question whatever about it.

### Warning. Look Out For Poor Seed Peas

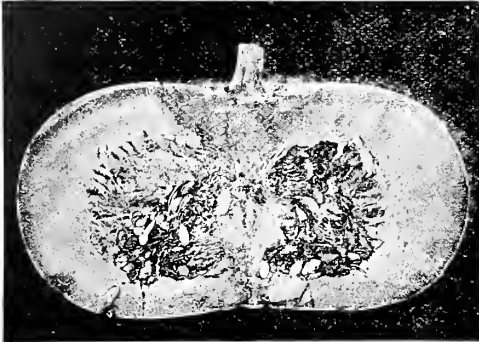
The short crops of the last two or three years have demoralized the seed pea business. With good peas worth anywhere up to \$10 per bushel and hard to get at any price, the temptation was great with many to use stock that was off in purity, or germination, or both. I have held up the quality of my seed peas and can assure you that any peas you get from me will show the same strong vigorous growth and high purity that I have always furnished.

# Pumpkins

You might just as well raise some Pumpkins as not. Plant a few hills where the corn is missed, and its done. Squashes do not do so well that way, but Pumpkins seem to like it as well as having the whole field to themselves.

The biggest, showiest field Pumpkin is the **Big Tom**, which is a selection from the old Golden Marrow or Michigan Marrow, and grows uniformly to very large size. Not so large, of course, as the coarse "Mammoth Pumpkins", but the biggest of all true Pumpkins. Both skin and flesh are of a deep orange-yellow; cooks up nice and tender, and is good for either cooking or stock feed, although not quite so high in quality as **Small Sugar** and **Large Cheese** and Pumpkins of that class.

I have a specially selected strain of the **Large Cheese Pumpkin** which is called the **Buff Pie Pumpkin**. We have always grown large amounts of **Cheese Pumpkins** for table use, but have had trouble to get and keep a uniform strain of them. They are inclined to vary considerably in size and shape, and some were thin-meated. For some time now we have been selecting them to get a strain of the true flat-



**Buff Pie Pumpkin**

ttened type, clear buff color, uniform size, and with thick, close-grained flesh. The photo shows exactly the type, and I am happy to say we have got it very nearly to what we want. Notice how thick and fine-grained the flesh is and how small the seed cavity. If you like a large **Cheese Pumpkin** for table use, I am sure you will be highly pleased with this **Buff Pie Pumpkin**.



**Big Tom Pumpkins**

This **Small Sugar** or **Red Sugar Pumpkin** is the best of all pie Pumpkins. It looks like a regular **Yankee** or **Cow Pumpkin**, but is smaller and entirely different in quality. Very early and prolific, cooks very quickly and is the best quality of any Pumpkin in the list. Next to it in quality I would put the **Large Cheese**. This is the flat, cream-colored, well-known "Sweet Pumpkin." Large and good for either table use or stock. If you want to plant Pumpkin seed by putting it in the planter with the seed corn, this is the kind to use, as the seeds are small enough so that they will run through the planter boxes right with the corn. I have a big stock of these and sell hundreds of pounds every year for planting with corn.

The **Yankee Field**, or **Cow Pumpkin**, is also very popular for planting in corn, but the seeds are so large that they must be planted with a hoe instead of being run through a planter. It is the big **Yankee Field Pumpkin**.

Prices of Pumpkins.	1/2-oz.	Oz.	1/4-lb.	Lb.
Big Tom . . . . .	\$0 05	\$0 10	\$0 20	\$0 60
Buff Pie . . . . .	10	15	40	1 25
Large Cheese . . . . .	05	10	20	60
Small Sugar . . . . .	05	10	20	60
Yankee Field or Cow . . . . .		05	15	40

Prices include prepaid postage. See Blue List for wholesale prices.


# Peppers

Peppers should be started in the house or hotbed and handled about like tomatoes. They seem to do well in almost any soil except that which is too low and wet. Give the plants plenty of room in the row for best results. The seed seldom comes well planted out-of-doors. They need lots of heat and should be started in a hotbed or greenhouse.

The largest, sweetest and best of all the **Mango** or **Sweet Peppers** is the **Chinese Giant**. I have had them as large as a quart cup, but, of course, they don't all grow that big. The *Rural New Yorker*, which is a mighty good authority, says editorially: "Chinese Giant Pepper has given us great satisfaction the past summer. It is mild and well flavored, and appears to be one of the few sweet Peppers that do not shock the unwary customer by suddenly developing a taste like a torch-light procession." It makes so few seeds that the true stock will always be scarce and high. A great big Pepper, as big as your two fists, will often have only a dozen or so of seeds.

The most widely known and widely grown of all the **Mango Peppers** is the **Ruby King**. It is well-known everywhere and always sells well. It is not so large as the **Chinese Giant**, and is slightly more pointed in shape, but is somewhat earlier and sets more Peppers to the bush. There is also a cross between this and **Crimson Giant**, which is known as **Ruby Giant**, and has, to a large extent, the good qualities of both parents. It is generally sold in the market as **Ruby King**, but is larger and thicker meated.

If you want a **Mango Pepper** that turns yellow when it is ripe, you should use the **Golden Queen**. This is about the same shape as **Ruby King**, but is considerably smaller, holds the green color for a



**Ruby King**

**Chinese Giant**

Two fine Mango Peppers

long time, and then turns yellow instead of red. A small **Mango Pepper** about the same size as **Golden Queen** is the **Bull Nose**. It is sometimes used for **Mangos**, but is pretty hot for that and not quite large enough. It is generally used for chopping up in pickles. Another good small sweet Pepper is the **Neapolitan**. It is sweet and thick-fleshed, but hardly big enough for a

**Mango** or **stuffing Pepper**. It bears enormously and is popular and very profitable in city markets, where there is a large Italian or Spanish element.

If you want a genuine hot Pepper, the kind to use is the long, red **Cayenne**. This is the real red-hot kind, grows 3 to 4 inches long and is very prolific, often one hundred or more to a single bush. Still smaller and still hotter varieties are **Red Chili** and **Red Cluster**, which grow about an inch long, very thick on the bush and very hot. These are the ones that are used for chili sauce. There is a still smaller and still hotter variety, known as the **Bouquet Pepper**. It is about a half-inch long, hotter than double-distilled fire, and grows in thick clusters on little dwarf bushes, often hundreds of them to a single bush until it looks like a big red bouquet of Peppers.

Price, any of the varieties named, pkt. 5c, oz. 20c; except **Chinese Giant** and **Ruby Giant**, which are pkt. 10c, oz. 40c.

# Parsnips

Many people have trouble to get Parsnip seed to grow well. The trouble is either old seed or it is planted too late. It should be planted very early, the earlier the better, while the ground is cool and moist. It must, of course, be fresh seed, as Parsnips will not grow after the first year.

**Hollow Crown** or **Long Smooth**. The standard sort. Long, smooth, tender and sweet.

**Improved Half Long**. Much like the above, but shorter and heavier. Fine quality.

Price, either variety, 1/2-oz. 5c, oz. 10c, 1/4-lb. 20c.



HOLLOW CROWN PARSNIP.

## Squashes

Squashes should have very rich, loose soil and plenty of room. Make the hills far apart, and don't crowd them. Put in plenty of seed and, after the bugs get done with them, thin them out to about three plants in each hill.

Without a doubt, the king of all varieties is the Genuine Hubbard. This is the big warty, hard-shelled, dark green winter Squash. It is big, prolific, and fine quality. Will keep all winter and gets better all the time. For nearly a half-century it has been the standard of quality with which all others have been compared. The new extra warty strain is claimed to be a slight improvement over the old type, but I doubt if there is any real difference except a little in looks. Good pure seed of this variety is always scarce and is especially short this year, but I have provided for a big lot of seed and am well fixed. If you want to plant a big field of them, write for special prices.

A somewhat similar Squash is the Marblehead, which is sometimes called the Blue Hubbard. It is somewhat like the Hubbard, but lighter colored, otherwise I can see very little difference, except that it is not quite so good a keeper. There is also a smaller, yellow-colored Squash, called Golden Hubbard, which somewhat resembles the Hubbard in shape and quality. Hard-shelled the same way, but is much smaller and orange-yellow in color.

If you prefer a soft-shelled Squash, you should plant the Orange Marrow, or, as it is sometimes called, the Boston Marrow. It is the same shape and size as the Hubbard, but is soft-shelled and not so good a keeper. It is not so good a quality as Hubbard, but is much earlier and more prolific. It is valuable for early fall sales, besides, many people prefer it because it can be cut with a knife. There is a small winter Squash called the Delicious, which I believe is fully as good quality as the Hubbard. Some claim it is even better. It is about the same color as the Hubbard, but different shape, being broad at one end and pointed at the other. It is good for early fall or winter, and while not very large, it makes up for this in high quality. The Sibley, or Pike's Peak, is a good deal the same type of a Squash as the Delicious. It is a small, light gray Squash of most excellent quality, and while not hard-shelled, it keeps well for winter use.

The old-fashioned Turk's Tu Ban, or Essex Hybrid Squash, is also of good quality, but with us it is not a very heavy yielder. There is also a little odd-looking winter Squash, called the Fordhook, which many people esteem very highly. It is about the size and shape of a big cucumber, bears enormously, comes on the market early in the fall and will keep all winter. It is just a nice size to cut in halves and bake that way.

If you want the biggest Squash you can get, regardless of quality, you should use the Mammoth, or Hundredweight Squash. These are very large and coarse, and sometimes grow to weigh as much as 200 lbs. There are a number of strains of this Mammoth Squash, and it is hard to tell whether they are Squashes or Pumpkins, as they seem to be part way between.



Hubbard Squash



Cushaw or Crookneck Squash

The old-fashioned Cushaw, or Crookneck, I really don't know whether to call it a Squash or a Pumpkin, but on account of its good quality, I am inclined to give it the benefit of a doubt and class it with the Squashes. This is the old-fashioned Crookneck Squash that has been popular as long as I can remember. All meat and few seeds, green and white color, and very large.

Of the summer Squashes, I prefer the "Pattypan" or "Cymelon" type. There are two different varieties of this known as Early Golden Bush Scallop and White Bush Scallop, one being yellow and the other white. These are bush Squashes, early, and intended to be used during the summer while green. There is also a yellow, warty, crooked-neck bush Squash known as Summer Bush Crookneck, which is intended to be eaten the same way. — stewed or fried while green and half-grown.

If you want to grow some enormous Squashes or Pumpkins, something big for exhibition purposes, you should get some seed of what we call our Exhibition Collection of Squashes and Pumpkins. In the trial grounds, I always grow lots of varieties of these mammoth vegetables, having pretty nearly all the known varieties, both American and foreign. They are all imaginable shapes and colors, and of enormous size, many of them weighing over 100 pounds. As there is not enough of each kind to pay to save the seed separately, I save the seed out of all the largest ones, mix it well, and put it up in ounce packages. As the seeds are very large, it would not be worth while to start with less than an ounce of

seed, but this amount will give you a pretty good assortment of the different kinds than you ever saw before.

The finest squash of all is the Banana Squash shown on the next page. It is an old variety, but is little known. It deserves to be much better known.

Prices on Squashes.	½-Oz.	Oz.	¼-lb.
Genuine Hubbard . . . . .	\$0 05	\$0 10	\$0 25
Banana Squash. See next Page.			
Marblehead . . . . .	05	10	25
Orange Marrow . . . . .	05	10	25
Sibley or Pike's Peak . . . . .	05	10	25
Turk's Tu Ban or Essex Hybrid . . . . .	05	10	25
Mammoth or Hundred Weight . . . . .	05	10	25
Cushaw or Crookneck . . . . .	05	10	25
Pattypan or Cymelon . . . . .	05	10	25
Summer Bush Crookneck . . . . .	05	10	25
Delicious . . . . .	10	15	40
Exhibition Collection of Mammoth Squashes . . . . .		15	40

**Special Offer** Any four varieties; ½ oz. each, 15c; any four varieties, 1 oz. each, 25c; any four varieties, ¼-lb. each, 75c.



Mammoth Squashes at State Fair. Three weighed 500 lbs.

### For Squash and Melon Bugs


Use tobacco dust. It is sure death to the little striped bugs, and it is some help on the big bugs. There is no real cure for the big squash bugs except to catch them and kill them by hand. When they first come, they are few, and it is not a very hard matter to dispose of them. When the eggs begin to hatch and the new crop of bugs come on, they are too thick to fight with any success. Strong tobacco dust will help some. The squash borers which work later in the stems of the plants can generally be driven away by tobacco dust piled about the stem of each small plant.

Price, postpaid, 20 cents per lb.; by freight or express, 10 cents per lb.; 12 lbs. for \$1; 30 lbs. for \$2; 50 lbs. or over, at 5 cents per lb.



A Fine Load of Banana Squashes

Those 6 grew on 2 vines, and were all over 2 ft. long. Picture sent by Mrs. W. N. Johnson, Dent's Run, Pa.




Too Much of a Load For the Girls

The long squash is the Banana. The other is evidently Mammoth Whale. Picture sent by Roy Patch, Medford, Ore.

**The Banana Squash--An Old Variety Come Back**

This is not a new variety, but is very scarce, although it used to be quite generally grown a generation ago. It is probably the finest in quality of all squashes, large in size, a great yielder, a good keeper, and in fact is just about right in every way, but unfortunately it makes but

very little seed and for that reason the seedsmen seem to have dropped it and it is practically unknown to the present generation. I finally got a little start of the seed and by planting a large acreage got enough to offer it for sale last year and I think I will have enough to supply all of you this year. The seed is bound to be high-priced however, as it don't make one-tenth the seed that other kinds do.



A Banana Squash, over a yard long, grown by Henry Hansen, Medford, Oregon, without irrigation. Won 1st prize at Medford fair. Photo by Roy Patch.

Here is what a man in Idaho says, who was growing some seed for me:

*"The Banana Squash did very well. They yield a large crop of squash, but a very small amount of seed. I believe I will have from 2 to 3 lbs. of seed out of several hundred squashes. A number of the very best baking squashes never had a seed in them, and I never got more than 24 to 36 seed out of any of them. I will send your seed in a few days. The Banana Squash is one of the best varieties I have ever seen. They are thickmeated and of good flavor. They are, I believe, one of the very best for home use or canning."*

—J. F. Carnefix, Payette, Idaho."

And here is what another man says about them: "It is the most delicious of all the pumpkin or squash family for pies. My wife will put a few pieces in a kettle with a little water to start the cooking, and in 15 minutes it is ready to mix for the pies, and she will have a pie baked within 35 minutes after putting it on to cook. It is a splendid keeper and we have kept them till April. It simply is the best squash I have ever seen in my 50 years experience in gardening."

It grows to large size, generally over 2 feet long and sometimes over 3 feet. Notice the one that man has in the picture. It is 40 inches long. It keeps equal to a Hubbard, is better quality, more prolific and earlier. It has a tough shell, but not hard like the Hubbard. The pictures show its appearance better than I can describe it.

Price: Pkt. 10c, Oz. 25c, 1/4-lb. 75c.

From the Mother of the Boy in the Picture

"Mr. Henry Field.

*"Dear Sir: Last spring I bought some seeds from you, among them was a packet of Banana Squash. I planted them, and on June 10th a hard frost killed all of the plants except two very small ones, these grew very fast though until September 10th, when another hard frost killed the vines. There were then six large squashes on these two vines, (the largest squash more than two feet long) besides many smaller ones. The six squashes are nearly one size. I like your seeds very much and think I will order from you again next spring."*

—Mrs. W. N. Johnson, Dents Run, Pa."


**The Prizewinners in the Squash Pictures.**

**Load of Squashes**

- 1st. Mrs. W. N. Johnson, Dent's Run, Pa. (The boy and the wheelbarrow load.)
- 2nd. Roy Patch, Medford, Oregon. (The two little girls and wheelbarrow load.)

**Longest Squash**

- 1st. Roy Patch, Medford, Oregon. (The man and little girl and squash.)
- 2nd. Mrs. Wm. Rowe, Mo. Valley, Iowa. (The baby and the squashes.)



Here is a fine picture sent by Mrs. Wm. Rowe, Mo. Valley, Iowa. Here is what she says about it:

*"Here we are with a picture of some big Banana Squash we raised this year, and our little granddaughter, little Berniece Holly, the sweetest baby ever. You may think you have seen sweeter, but you can't judge from a picture. Pictures never do a baby justice anyway. The squashes are not as long as we expected to grow them owing to the severe drouth we had here. We are in a drouth belt. We were afraid for a while we wouldn't raise any."*

# Radishes

It is really hard to say which is the best variety of Radishes. Different markets have different ideas about this, and if you expect to plant heavily of Radishes for market, you should first find out what sort of a Radish sells best in your particular market. In some places they want a long, slender, scarlet Radish; other markets want a long, white Radish; while still others will accept nothing but the short, round Radish. In either case, if you grew the wrong kind you would have trouble selling them. So find out first of all what your market wants, then try to grow that particular type of Radish. Of course, for a home market or for a home garden it does not make so much difference, and any Radish of good quality would grow all right. For the big market, find out what kind is wanted and grow that kind exclusively. For home market or garden you should grow a half dozen varieties.

## Varieties

Probably the earliest class of Radishes are the little round red ones. This includes the **Early Bird**, **Non Plus Ultra**, **Early Round Dark Red**, **Scarlet Turnip White Tipped** and **Early Scarlet Globe**. These are all very early, very tender and sweet, almost round and bright red with generally more or less of a white tip. **Early Bird** and **Early Scarlet Globe** are practically the same Radish, solid, bright scarlet in color and somewhat pointed or oval. **Round Dark Red** is darker in color and more of a perfect globe in shape. In most markets it is the best seller. **Non Plus Ultra** is an extra early or forcing strain of this same Radish. **Scarlet Turnip** and **Scarlet Turnip White-Tipped** are more flattened or turnip-shaped, one being scarlet and the other red with a white tip. The **Sparkler** is a very fine special strain of the same variety, having a remarkably clear, bright color, and perfect shape and appearance. **Crimson Marble** is a perfect ball in shape and of a deep dark red color. It is very early and always sells well.

In early Radishes of slightly longer oval or half-long shape, we have the **French Breakfast** and **French Forcing**, or **Paris Beauty**. The **French Breakfast** is the well-known white-tipped, half-long, early Radish, very tender, but gets pithy quickly. The **French Forcing** is the one I sent out free for two or three years. It is the best forcing Radish I ever saw, bright red, oblong, very early and very sweet. Does not last long, but is such good eating you won't give it a chance to last.

**Crimson Giant** is an early red Radish, looking much like the old **Early Scarlet Globe**, but more perfect in shape and color, and much larger. It comes in nearly as early as the first early, but keeps on growing and remains tender, solid and sweet until it gets as large as a teacup or larger. I have sold from them sometimes nearly a month on one sowing. There is also a Radish which seems to be an improved strain of this, called **Giant Butter**. I have grown it only two years, but I am very much pleased with it. It has all the good qualities of **Crimson Giant** and in addition is a little brighter red in color and a little earlier.

In the long Radishes, probably the most popular is the **Long Scarlet**. This is the long, slender, brittle, dark red early Radish which is so popular everywhere. The **Cincinnati Market** is a strain of this same Radish which has been highly developed for the southern shippers. It is very similar, but is lighter and brighter in color, slightly earlier and smaller tops. It is very much like **Icicle** except in color. The **Icicle** is probably the tenderest and sweetest of all the long Radishes and the earliest. The only thing against it is the white color. Most people seem to prefer, for some reason, the red Radishes. But if you do not object to the white color, the **Icicle** is the one you should grow. It is very early. Another long white Radish is the **Lady Finger**. Compared with the **Icicle** it is larger, later and will stand longer without getting pithy. The best white Radish, however, about not getting pithy is the **Strasburg**. This is a very large white Radish, very late and egg-shaped, and never gets pithy. Often grows to weigh seven or eight pounds and can be cooked like a turnip. It is the kind to grow if you want something that will stand all summer. The **Chartier** is much like **Lady Finger** except that it is pink and white in color; stands well through the summer.

For winter Radishes, the ones you can sow in the fall at turnip-sowing time and have for fall and winter use, the best kinds are the **Chinese Rose Winter**, and



The new "Sparkler" Radish, a wonderfully fine strain of White Tipped Scarlet Turnip

**Mikado** or **Chinese White Winter**. They grow to a large size without getting pithy; can be kept through the winter.

For the home garden many people prefer a mixture of Radishes, so I have for years made what we call the **All Season's Mixture**, which is a mixture of all the different kinds of Radishes, mostly early ones. I have sold this mixture ever since I first started in the seed business and it has always given great satisfaction.

**PRICES:** Any of the varieties of Radishes mentioned I can furnish at a uniform price of  $\frac{1}{2}$ -oz. 5 cts., oz. 10 cts.,  $\frac{1}{4}$  lb. 25 cts., all postpaid. For larger quantities see blue list of wholesale prices.

**Special Offer:** Any four varieties,  $\frac{1}{2}$ -oz. each, 15 cts.; any four varieties, oz. 25 cts.; any two varieties, oz. each, 15 cents. All postpaid.

## Special Forcing Strains of Radishes

For market gardeners and others who wish to plant Radishes in greenhouses or hotbeds, we can furnish special forcing strains of **Non Plus Ultra**, **Scarlet Turnip White Tipped**, **Deep Scarlet Turnip**, **French Breakfast**, and **French Forcing**. In ordering these specify the strain. Price, oz. 15 cts.,  $\frac{1}{4}$ -lb. 40 cts.

## Market Gardeners

On practically all varieties of Radishes I can give you "proven stocks", that is, seed from which we have already grown a crop, and proved the purity of the strain.



Taft Radish (*Sakurajima*)


An enormous Japanese radish, said to grow to a weight of 20 lbs. Certainly the largest radish grown. Pkt. 10c, oz. 30c.



Crimson Marble Radish



The Icicle Radish  
Tenderest and sweetest  
of all radishes



White Evergreen Sweet Corn. The finest of all the Evergreen Class. Deep grained, sweet, tender, and a great yielder.

## Sweet Corn


I grow large amounts of Sweet Corn for seed, and I am in a position to make you very favorable prices on large lots. Our crop was good this year and of the finest quality I have ever seen. If you want very much seed it will pay you to write for special prices.

There are many good varieties of Sweet Corn and I do not try to list them all. There is no use in growing them all. The ones I offer here cover the whole season and each is the best of its season. I take particular pains in selecting my seed, and for sweetness, depth of grain and freedom from mixture, I will back it against anybody's corn.

### Varieties

For a first-early Sweet Corn my choice would be White Mexican. I have sold this for several years now as the best early Sweet Corn, and I am a stronger believer in it than ever. From the results of my own garden and the reports I get from customers, I don't see how it can be beaten for first-early. Not only early, but of extra-good quality. Compared with Cory, the standard early variety, it is larger, longer ear, pure white, and does not show the objectionable deep furrow between the rows. It was, when first introduced, earlier than the Cory, but I have been working to still farther increase the size and quality and have sacrificed a little on earliness, so that now it is the same season as Cory, and is far ahead of anything of that season for size and quality. I still continue the original strain, which is about four or five days earlier than Cory, and have it grown for me in the northern part of Iowa by the originator so as to retain the extreme earliness. The larger strain is all of my own growing here. Please specify whether you want White Mexican Extra Early or White Mexican Home-Grown.

Next to the White Mexican I prefer the Cory class of Sweet Corn as varieties for early market. This includes First of All, White Cory and Peep O'Day. Probably the earliest of the three is the last named, Peep O'Day, but it is so very, very small that it is not generally satisfactory. The most popular one of this class is First of All, which is practically the same as Red Cob Cory, a small early Corn, probably the earliest fair-sized Corn grown. It grows about waist-high, and is ready for use often by July 4th. White Cory is a standard early sort, beautiful white cob, and of fair quality and very early.



Cory Champion Evergreen  
Three good varieties for succession

Golden Bantam is another good early Corn. As indicated by its name, the grain, when ready for use, is a rich, creamy yellow color, deepening to an orange-color when it ripens. I do not advise it as a market-sort, for its color gives it the appearance of being old, but when once used it will be popular on account of its rich flavor. We also have a pink early Corn of high quality called the Early Rose, coming in slightly later than Cory and White Mexican and having the high quality of the later varieties. We have had a great deal of trouble, however, to get this variety to come true to type. It is evidently a hybrid, and broke so badly, reverting to a half-dozen original types, that we have had to leave it out of the list for the last two years.

In the second early varieties, the best known is the Early Minnesota, which comes in just after Cory and White Mexican. A slightly larger and better second-early is Early Champion, which is probably the best of all the second-earlies. Long, sweet ears like the later sorts and is in and gone before Evergreen is ready. Next following it would be Early Evergreen, which is an early selection from the Stowell's Evergreen. Slightly smaller and about a week earlier. Ears are of good shape and fine quality. Black Mexican also comes in about the same season. It is a very sweet variety; medium early and fair size, but its color is against it, the grains being blue-black.

I especially want you to try White Mexican. I consider it by far the best early sweet corn grown. I know you will agree with me.

For the main crop of big, juicy, roasting ears, either for home use or for the canning factory, there is nothing equal to Stowell's Evergreen and its improved strain, the White Evergreen. Both are very similar, juicy, sweet, solid ears; heavy yielders, staying green and tender for a long time. The Stowell's Evergreen is the standard variety for the canning factories everywhere, while White Evergreen is more prized for home use and market-garden trade, having extra-deep grain and very high quality.

But the finest corn of all for high quality is the Country Gentleman class. This includes Country Gentleman, Shoepeg and Western Queen. All are quite late, coming in after Stowell's Evergreen. The Shoepeg is too small to be of much use. Country Gentleman is medium size, very long, slender grains zig-zag on the cob; very high quality and the standard everywhere with people who want the very finest quality in Sweet Corn, regardless of size. The Western Queen is a pink strain of Country Gentleman, selected and improved by a man in Oklahoma. Compared with the original Country Gentleman, it is a larger ear, deeper grain, even sweeter, and a little later. For a succession to last pretty much all summer and fall take White Mexican, Early Champion, White Evergreen and Western Queen, and you would have a combination very hard to beat, especially on quality.

Prices: Any of the varieties of Sweet Corn named I will supply at the uniform price of 1 oz. 5c, ½-pt. 10c, pint 20c, quart 35c.



Country Gentleman  
Noted for specially fine quality.

29

Sweet Corn--- Continued

In the South, where it is hard to grow the true Sweet Corn on account of worms in the ears, the standard variety is Adams' Extra Early. This is not a true Sweet Corn, but it is good for early roasting ears. Very early and hardy and free from worms. There is also a smooth Corn used for roasting ears in the extreme West and Northwest and by the Indians on the plains called the Squaw Corn. It is spotted in color, very early and very hardy. It is curious and interesting, and is useful for growing where other Corn is a failure, but is small and of poor quality.

There is also a variety grown in the mountain states called White Australian. It is very hardy and will grow and mature in high altitudes and on dry land where all other corn would fail. Like the other two just mentioned, it is not a true Sweet Corn and is not of high quality, but it will make roasting ears where roasting ears are scarce.

Prices: Any of the varieties of Sweet Corn named I will supply at the uniform price of ounce 5 cts.; 1/2-pint 10 cts.; pint 20 cts.; quart 35 cts.

**Special Offer** You may select any three varieties, 1/2 pint each, for 25 cts., or any 3 varieties, 1 pint each, for 50 cts., all postpaid.



Sweet Corn makes splendid fodder, of better quality than field corn

Evergreen Sweet Fodder Corn

This is fine to grow for early hog feed. It makes finer, sweeter fodder than field corn and makes lots of good ears, too. We can supply a very fine grade of seed specially selected for large ears and deep grains, or we can supply a cheaper fodder grade. For prices on fodder sweet corn see price list on page opposite page 65.

Sweet Corn in Large Lots

If you have any notion of planting quite a field of Sweet Corn, be sure to write me about it, for I can do you some good.

We are right in the heart of the best Sweet Corn country here and can grow seed Sweet Corn better and cheaper than any place in the United States. Anything from a peck to 50 bushels I can give you the right kind of seed and at a right price. Write for special prices, telling me about what you want, how much and what varieties.

Popcorn and Peanuts for the Boys



Popcorn makes so many stalks and so many ears to the stalk that it yields about as much as field corn.

The biggest of all is Queen's Golden. Large, yellow grains, smooth, and pops out very large. The standard market variety, grown everywhere for shipping, is Monarch White Rice, which has large, white, sharp-topped grains and a medium-sized ear. In the South they call this variety "Squirrel-Tooth Corn."

Prices

	Oz.	1/2-Pt.	Pt.	Qt.
Little Giant	\$0 05	\$0 15	\$0 25	\$0 45
Monarch White Rice	05	10	20	35
Queen's Golden	05	10	20	35

**Baby Golden Popcorn.** This is a new kind and a mighty good one. It is the smallest of any, but makes so many ears to the stalk (sometimes as many as 6 or 7) that it yields as well as any kind. And the most delicious Popcorn you ever saw. It pops out big, and so tender and crisp and fluffy that it melts in your mouth like a crumb of cake. There is no tough skin to get in your teeth. We have had so little to spare that we have wanted it all for seed, but several people have paid us as high as 20c a pound (four times the price of ordinary Popcorn) for the second grade ears for popping.

If you want the daintiest, most delicious Popcorn you ever saw, try the Baby Golden. For seed we sell selected ears only, and sell the second grade ears for popping.

Price: Selected ears 10c each, postpaid, or 3 for 25 cts. (An ear has about 400 grains and would plant about 100 hills.)

**Special Offer** Enough Popcorn seed for a good big town lot for 40 cts. For 40 cts. I will send postpaid 2 ears of Baby Golden, and 1/2 pint each of the other three kinds (total regular price 55c). This will give you a chance to try all kinds and ought to make enough Popcorn to bring you \$25.

**\$5.00 Prize.**

I would like to know just how much Popcorn can be grown from one ear of the Baby Golden, so I want every boy to plant one ear of it separate and keep exact account of what you grow from it, and write me in the fall a full account of how much you raised and how much you sold from it. And send me a picture of yourself and a basket of the Popcorn. Get them in before Nov. 1st, for I will want to put them in the catalog next year. For the best letter and picture I will pay \$5.00, and for the next 10 I will pay 50 cts. each.

H. F.

Popcorn

The best way I know of for boys to make money is to plant Popcorn. It is easily grown, yields well, and always is ready sale. It is a sure crop, too.

I remember once when I was about ten years old I made \$17 off a little patch about as big as a town lot, and Popcorn did not sell as high then as it does now.

A couple of boys I know had a vacant lot planted to Baby Golden Popcorn and they raised 500 pounds which they sold at 5c a pound, clearing them just \$25. Wouldn't you like to do that?

Popcorn should be planted and tended just like field corn, only may be planted a little thicker. We print directions on every package.

Varieties

There are several varieties, but the ones that have done the best for me are the Little Giant, Monarch White Rice, and Queen's Golden.

The Little Giant is a small ear but a great yielder and of finest quality. You can get an extra price for it anywhere after people get a taste of it.

Peanuts

Few people know that Peanuts can be grown in this climate. They may not make as big a yield as they do in the South; I don't know about that, but they certainly do turn out well. This you see by the photo given here of some that I grew last summer in my test garden. Of course, I use northern seed. The southern seed would be everlastingly too late. Plant just like beans, in soft, loose soil, after it gets thoroughly warm in the spring. Thin to a foot apart in the row and keep well hoed.

The earliest and best ones for the North are the Early Northern Peanuts. They make small pods, but they are well filled, and are so prolific that they yield practically as well as the big Southern variety. The bush stands nearly upright like an early potato bush with the Peanuts clustered around the roots. This strain can be depended upon for a crop in any ordinary season, in any country where corn will ripen.

If you want something really big, and live far enough South for a long season, you should raise the Jumbo or Southern Peanuts. These are the big southern variety, finer looking than the early kind, but more likely to get frost-bitten.

Price, either variety, 1/2-pint, 10 cts.; pint, 20 cts.; quart, 35 cts.

Write for free leaflet giving full directions for growing Peanuts.

Girls can grow Peanuts and Popcorn, too. Here is what an Illinois girl did.

"I had ten hills of Peanuts and when I pulled them I had 8 1/2 pints. They were cultivated like potatoes. Myrtle G. Miller, Union, Ill."



Harvesting Peanuts



Field's Early June Tomato—Life Size. Can you beat it?

## Field's Early June Tomato

The Best Extra Early Tomato in Cultivation. Packet 10c, 3 for 25c, oz. 75c,  $\frac{1}{4}$ -lb. \$2.25, 1 lb. \$8.00.

**History.** This Tomato originated with Rev. W. H. Rust, who lives about thirty miles from here, just across the line in Missouri. He is a country parson, of the old circuit rider type. He has two country charges, a little five-acre farm and a passion for gardening. His special hobby is Tomatoes. For several years he has been trying to get a Tomato that would be earlier and better than anything in the list. The **Early June Tomato** is the result of his twenty years of patient experimenting. When he first brought me some of the Tomatoes I thought it was a Stone he had till I cut them open, when it was easy to see I was wrong. When I found he had been selling them since June 14, and was getting practically double price on account of high quality, I began to get interested.

After four years trial with my customers all over the United States, I find that he was absolutely correct in all he said, and to tell you the truth, neither he nor I dare to tell it as strong as it really is, you wouldn't believe it. I would rather let the Tomatoes talk for themselves. You'll have to believe it then.

It is earlier than Earliana, as smooth and handsome as Stone, as solid and seedless as Ponderosa, and more prolific than either one.

I know that statement sounds pretty strong, but it's gospel truth and I've got the papers to back it up. I made the same statement last year and I wish to make it more positive than ever this year. I got literally hundreds of letters from customers about it, but I haven't room to print them here. It would take a big book.

I am not going to give any long description of the Tomato, as that one line tells the whole story. It looks like Earliana, and has much the same kind of a vine, but is a little earlier, is smoother, redder and much solidier. Very mild, sweet flavor instead of the somewhat sour taste so common in early Tomatoes. It bears much heavier than any other early Tomato.

It looks just like Stone for shape, size and color; possibly not quite so large. The flesh is as meaty, solid and seedless as a Ponderosa, and you know that's the limit.

**Seed Grown by the Originator.** I had Rev. Rust grow and select seed for me; and the seed I offer, unless otherwise specified, is grown, selected and saved by him. It is all from sound, smooth Tomatoes, of even size and color, and ripened early in the season.

**Seed of My Own Growing.** I have a limited amount of my own growing, which I will sell at the same price. Also, I have some grown by Stephen Green, the celebrated Tomato-grower of Ohio, and some in northern Iowa. These and my own were grown from specially selected stock seed, saved by Rev. Rust from Tomatoes ripening in June. Price same as above.

**Your Money Back.** If you do not find this new Tomato to be all I claim for it, and more too, I will refund every cent of it.

**A Money-Maker.** Just think what it would mean to have Tomatoes ahead of any one else, and much finer ones, too. Rev. Rust sold over \$100 worth from 102 vines in the parsonage garden. These were sold not on a city market, but in a little country town. You ought to be able to do as well.

**Complete Directions.** I will include with every package of Early June Tomato Seed, full and complete directions written by Rev. Rust. He is very anxious that this Tomato should be a great success and wants to help all he can with directions for growing.


**Rev. Rust's Own Description.** Here is what Rev. Rust himself has to say of the Early June Tomato. I asked him to make a brief statement regarding it for the catalog.

"I believe it to be the earliest of all. And not only is it early, but large. In color it is crimson-red and very attractive. It is almost seedless, the flesh thick and firm, and the flavor delicious. I have marketed it here for four years past and have never had a complaint on quality; and have received an average price of 5½ cents per pound for the whole season.

—W. H. Rust."

**\$40.00 From One Packet of Early June**

"Enclosed please find P. O. money order for 50c, for which please send me the book, "Fortune in Two Acres." Had a fine garden this year. I sold lots of early June Tomatoes and Norseman Cabbage. I took a head of the Norseman to the Kimberly Fair and got 2nd prize and I had already sold the best heads at the store. Henry, I had cabbage so early people wouldn't believe it was new cabbage. I planted one packet of Early June Tomato seed and sold \$40.00 worth of tomatoes besides what we ate, canned and gave away. Yours truly  
—F. R. Barnhill, Kimberly, Idaho."



A fine sample of Early June, showing the fine appearance and extreme solidity.





A pair of typical "Mississippi Girl" Tomatoes. The best Tomato of all for canning and for main crop through the hot summer weather

## The "Mississippi Girl" Tomato

There is a great demand for a perfect canning Tomato and we have been working along that line for several years, starting, of course, with the Stone type of Tomato, for the Stone Tomato has always been acknowledged as the finest of all canning Tomatoes. What we have is not exactly an improved Stone, although it is along the same line. It has the same deep red color as the Stone, but is slightly larger, more uniform in size and of remarkable ability to withstand hot, dry summer weather.

Perhaps you have all had some experience with Tomatoes blooming all right, but failing to have fruit. This is especially common in Oklahoma, Arkansas, Mississippi and other southern states. The "Mississippi Girl" is remarkably free from this failing.

Here is the summing up of what we claim for the new Tomato:

<i>A wonderful deep red color</i>	<i>A long season of bearing,</i>
<i>Uniform even size,</i>	<i>Thrifty, vigorous vines,</i>
<i>An enormous yielder,</i>	<i>Ability to stand hot weather,</i>
<i>Solid, deep red flesh,</i>	<i>Apparently blight proof,</i>
<i>Freedom from cracking.</i>	<i>Smooth as an egg.</i>

Now, if these specifications are what you are looking for in a Tomato, you need go no further, for I am sure the "Mississippi Girl" will suit you.

The name was given it in honor of the girls of Mississippi who have done such wonderful things with their "Tomato Clubs." You know all over the South, and especially in Mississippi, the girls have been organizing clubs, not to do fancy work, or to study high brow literature, or to promote social aspirations, but for the humble and useful purpose of canning Tomatoes, and they have done a wonderful lot of good, and incidentally, made a lot of money for themselves. We had some of the clubs experiment with this new Tomato before we placed it on the market. Among others we sent a lot of trial packages to the "Mississippi Girl Tomato Club" of Oktibbeha County and they were so enthusiastic about its quality that we named it in their honor.

While it does exceptionally well in the South, it will do well anywhere in the country where Tomatoes will grow at all. We sent trial packages all over the country and here is a report from Nebraska of its behavior:

*"Mrs. A. B. Davison brought to the Press office Monday a Tomato that weighed 46 ounces and was six inches in diameter. The Tomato was of exceptionally good flavor."*

Now I don't claim that it is common for this Tomato to weigh 46 ounces (almost three pounds), but it shows what can be done under extremely favorable conditions.

While not a first early, this Tomato ripens quite early (the clipping above was dated July 29, which is early for Nebraska, and they stay good and hold their size clear through the summer.

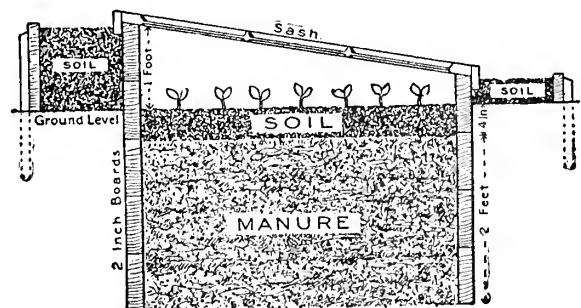
This Tomato would be a beauty to sell on the market for slicing purposes, but everyone who had it was so enthusiastic about it as a canning Tomato that I have emphasized that particular advantage more in the description.

Price, packet 10c, 3 packets 25c, ½-oz 40c, 1 ounce 75c, ¼-lb. \$2.25, 1-lb. \$8.00.

*"Dear Sir: My daughter Julia, 12 years old, took the second prize at our state fair on a can of your Mississippi Girl Tomatoes. Also, had the largest yield per one tenth acre in the state and the largest tomato, which weighed 2½ lbs. Besides she took four prizes on her tomatoes at the state fair and 8 prizes at the county fair all on her 1-10 acre of Mississippi Girl. —L. J. Raymond, R. No. 3, Jackson, Miss."*

### Directions for Growing Tomatoes

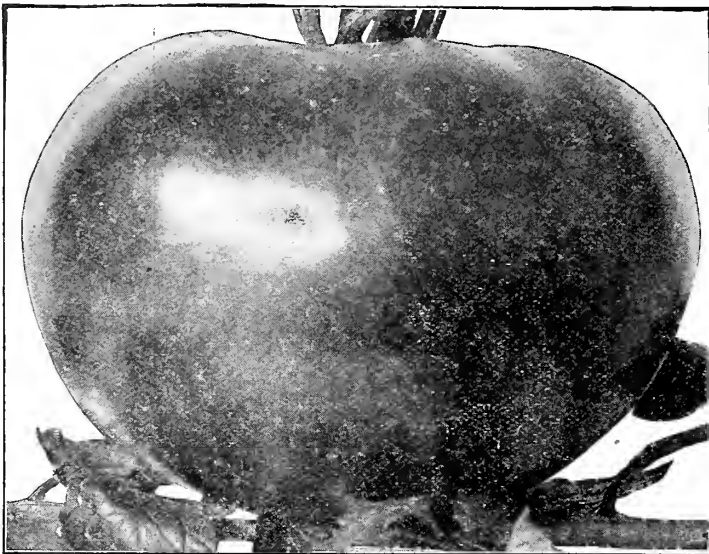
Tomatoes do best on soil that is only moderately rich as they run to vine too much on rich ground. Give the plants plenty of room each way and do not set them out till all danger of frost is past. The plants should be started in hot-beds about seven weeks before they are to be set outside, or if you have plenty of room in the hot-bed, eight weeks would be all right. In this latitude we generally set the plants about the last of April, so the seed should be started in hot-beds about the first of March. Of course, the plants can be started in a cold frame or a hot-bed covered with canvas, but the best way is to make an ordinary hot-bed covered with glass sash. This glass sash used to be quite expensive, but can now be bought from Gordon-Van Tine & Company of Davenport for about \$2.00 each already glazed. This is for the 3 ft. by 6 ft. size generally used. Here is a cut showing how the hot-bed should be built.



### Hybrids or Sports from the Early June Tomato

The only objection to the Early June has been that some markets demand a purple or pink tomato, while the Early June is fire red. I have now developed what seems to be a perfect pink sport from the Early June. It seems to be exactly the same in every way except in color. It is the product of a single vine which bore purple fruit, and seems to be entirely fixed in character, coming uniformly purple, smooth, early, high quality and free bearing. It is the true Early June in every way except for a purple or pink skin. While my stock of seed lasts I can supply it at 15c per packet. Ask for Pink Early June.

One of my customers sent in also what seems to be a natural cross between Early June and Ponderosa. It looks some like Livingston Globe, but is not the same shape. It is purple like a Ponderosa and very solid flesh, but smooth and early like Early June. I have a little of this seed and can supply it in small packets at 20 cts.



New Stone. Best of all the big, smooth, red, main crop Tomatoes

**Main Crop Varieties of Tomatoes**

For main crop Tomatoes there is nothing to equal the **New Stone**. This is the best representative of the Livingston type of big, solid, "beefy," smooth red Tomatoes. It is the earliest of any of the large Tomatoes, always smooth and remarkably free from rot. It is solid meated, of good flavor and very prolific. In most localities this is the only one the canning factories will allow grown for them. It holds up its size clear to the end of the season, and after it once gets started bearing will bear heavily and continuously until frost.

Perfection and Matchless are very similar varieties, large, solid, blood-red Tomatoes suitable for main crop or canning.


If you want an extra-large, showy Tomato of very high quality, however, there is nothing equal to the **Ponderosa** class of Tomatoes. This includes **Ponderosa**, **Crimson Cushion**, **Beefsteak**, **Majestic**, **Tenderloin** and several others. Most of these, however, are simply **Ponderosa** under another name, and for that reason we don't use anything but the regular, straight **Ponderosa**. It is a very large Tomato, almost seedless sometimes; a little rough, but is certainly the largest of all and the finest of all. We have been working for several years on a special strain of **Ponderosa**, which we call the **Shenandoah**, but have never succeeded in working up enough true stock of it to offer for sale. We will send a small trial packet of this free to any one ordering seed to the amount of \$1.00 or over.

What we are trying for is a smoother, rounder **Ponderosa**, more uniform in shape and color than any other type. There is also a dwarf or bush form of **Ponderosa**, which is sold under several different names, but is best named simply **Dwarf Ponderosa**. It is supposed to be the **Ponderosa** on a **Dwarf Champion** bush, but with us has been late and a very shy yielder, and I would not recommend it.

**Buckeye State** is a fine, big Tomato, almost as large as **Ponderosa** and smoother. **Bonny Best** is also a very good variety. Large, smooth; a good color, and fairly early.

A great Tomato for the south is the **Mississippi Girl** Tomato shown on the preceding page.

Another Tomato that is grown largely in the south especially for shipping is the **Livingston Globe**. It is a very fine purple tomato, globe shaped, and good every way. We have the true strain.



Chalks Jewel. A fine second early, bright red Tomato

**Early Varieties of Tomatoes**

Of course, I don't believe there is any Tomato made so good as my **Field's Early June**, which I have described fully on another page. But there are lots of other good varieties of Tomatoes, each one of which has some particular point of excellence.

Generally speaking, the best first-early Tomato outside of **Early June** is the **Earliana**. It is of good size, fairly smooth, good quality and ripens an enormous amount of fruit very early. Later in the season the big main-crop Tomatoes go ahead of it, but for the first three weeks of the season when Tomatoes are high-priced and taste good they will run out lots of Tomatoes. My seed of this variety is specially selected for me by a trucker who grows **Earlianas** extensively to ship. We also have another strain of **Earliana** known as **Langdon Earliana**, which was specially developed and selected by a trucker of that name in northern New York. It is a very fine strain of **Earliana** and we can furnish it in Iowa-grown seed from **Langdon** grown stock seed.

The **Earliana** is a scarlet or fire red color. In some markets this is an advantage while others prefer a purple or pink Tomato, or, as it is sometimes called, flesh-colored. You should watch out about this.

While the **Earliana** is a fine Tomato and a great money-maker in most markets, it would lose you money in a market that demanded a purple Tomato. In such cases you should plant, **June Pink**, **Acme** and **Beauty**. **June Pink** is best described as a pink **Earliana**, as it has the same light, slender vine, is early and bears fairly well. It is not so large and smooth, however, as **Acme**, which for that reason is generally chosen by the southern truckers as the variety to grow to ship North. **Acme** is a purple variety, very smooth, nice medium size and very early. **Beauty** is very similar, but even larger. It is a smooth, solid, fine-flavored Tomato, almost as large as **New Stone**, but purple in color. Where the market calls for a purple or flesh-colored Tomato this is a fine one to grow. Is good size, and of fine appearance; medium early.

Another purple early Tomato is the **Dwarf Champion**. This is especially desirable in some places on account of its very dwarf, stocky bush and holds the Tomatoes up off the ground well and does not run to vine in extra rich ground, as is the case with so many Tomatoes. It is early, smooth, purple-colored, is solid and of fair quality, but rather small. The young plants are beautiful in appearance on account of their stiff free growth, and make splendid plants to sell in grocery stores by the dozen.

**Chalk's Early Jewel** is a smooth, bright red early Tomato. A little deeper in color than **Earliana**, not quite so early but larger, smoother and of a little better appearance. **Chalk's Early Jewel** is very popular with truckers in some sections.

**Miscellaneous Varieties of Tomatoes**

Of the small Tomatoes for preserving or for sweet pickles, probably the best one is the **Yellow Pear**. A small, pear-shaped yellow Tomato, which seems very hardy and yields enormously. The **Yellow Plum** is very similar, but slightly different in shape. There is also a larger yellow Tomato known as **Golden Beauty**. This is a big round, smooth yellow Tomato of very much the same size and shape as **Beauty**, but golden yellow in color.

**Prices of Tomatoes**

	Pkt.	Oz.
Acme . . . . .	\$0 05	\$0 25
Beauty . . . . .	05	25
Buckeye State . . . . .	05	30
Bonny Best . . . . .	05	30
Chalk's Early Jewel . . . . .	05	30
Dwarf Champion . . . . .	05	25
Dwarf Ponderosa . . . . .	10	60
Earliana . . . . .	05	25
Field's Early June . . . . .	10	75
Golden Beauty . . . . .	05	25
June Pink . . . . .	05	25
Langdon Earliana . . . . .	05	35
Livingston's Globe . . . . .	05	25
Matchless . . . . .	05	25
Mississippi Girl . . . . .	10	75
New Stone . . . . .	05	
Perfection . . . . .	05	25
Pink Early June . . . . .	15	
Ponderosa . . . . .	05	35
Yellow Pear . . . . .	05	25
Yellow Plum . . . . .	05	25

These prices are all postpaid. See Blue List for wholesale prices on larger lots.

A packet of tomato seed should make anywhere from 100 to 500 plants according to what luck you have. An ounce of tomato seed should make 2,000 to 4,000 plants.

For an acre of tomatoes you will need from 1,000 to 8,000 plants, according to the distance they are set. The usual distance is 4 ft. by 3 ft. This would take 3,630 plants for an acre. Other distances would take as follows:

6x6 . . . . .	1,200	3x3 . . . . .	4,840
5x5 . . . . .	1,742	3x2 . . . . .	7,260
4x2 . . . . .	5,445	2x2 . . . . .	10,890



Purple Top Globe. The best main crop turnip

**Turnips**

Early Turnips should be sown, or better yet, drilled, very early. You can't get them in too early. They will come on quickly and be ready to eat a couple of weeks before the early potatoes are. They should be thinned out, however, to at least 6 inches apart in the row. Most people let Turnips stand too thick. That makes them small and tough and bitter. Every early Turnip should have a space of ground at least 12 by 6 inches, and late Turnips a square foot of ground to each plant. Late Turnips can be sown in July and August and will keep growing until the ground freezes. Use from one to three pounds of seed per acre.

For early use the best variety of Turnips is the Early Milan. It is tender, sweet and very early. Looks like the old Purple Top Strap Leaf, but smaller and earlier. There is also a pure white strain of the same Turnip called Early White Milan. No difference except color.

For main crop and especially for fall sowing, the main standby is the old-fashioned Purple Top Strap Leaf. Large, sweet and fine grain. The Purple Top Globe is practically the same Turnip, but slightly deeper in shape and a little heavier. On account of its shape it yields better than the old flat type. White Globe is much like Purple Top Globe, except that it is white, but it is somewhat later. There is also a yellow fleshed Turnip called Amber Globe, but I do not like it so well as the ordinary varieties.

The Rutabaga, or German Sweet Turnip, is a different growing Turnip entirely. It has smooth leaves like a cabbage, grows slower than an ordinary Turnip and much larger. The best variety has a purple top with yellow flesh. This is the variety we use. They are not much of a success here in Iowa or south of here, but in the northern states they are quite valuable.

There is a long, slender Turnip called Cowhorn Turnip, which is much used for stock feeding and for a fertilizer crop to plow under. It is too big and coarse for table use, but is valuable in other ways.

Price of Turnips	1/2-oz.	Oz.	1/4-Lb
Amber Globe . . . . .	\$0 05	\$0 10	\$0 20
Cowhorn . . . . .	05	10	20
Early Milan . . . . .	05	10	30
Early White Milan . . . . .	05	10	30
Purple Top Strap Leaf . . . . .	05	10	20
Purple Top Globe . . . . .	05	10	20
Rutabaga, or German Sweet . . . . .	05	10	20
White Globe . . . . .	05	10	20

**Tobacco**

We don't grow Tobacco commercially here in Iowa, and I really don't know much about it myself, but lots of my customers have written in, asking that we get them some first-class, pure, improved varieties of Tobacco seed. I wrote to friends and customers in the Tobacco growing districts and among others I found a man in Tennessee growing remarkably fine White Burley Tobacco. He has made a specialty of this variety, selecting the best plants for seed every year, and I contracted with him to grow for me enough of this select seed so that I could offer it to my customers. I have every reason to believe that he has a remarkably pure, fine strain of this Tobacco, and I feel confident that if you want the best there is in Tobacco, this seed would be the stuff for you to use.

This is the variety sold as Sweet Burley Tobacco. Pkt. 10 cts., oz. 40 cts., 1/4-lb. \$1.35, lb. \$5.

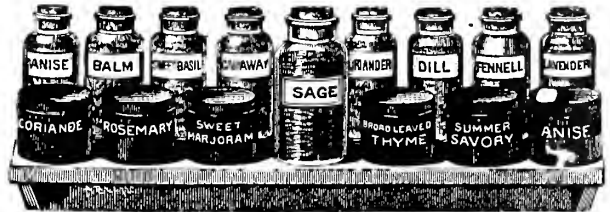
**Odds and Ends**

Here are a lot of things that have no special place in the catalog, so I have piled them all in together here. If you don't see what you want, ask for it. I probably have it. If not, I can get it for you.

Guards. I can supply any of the following varieties: Dipper, Nest Egg, Sugar Trough, and fancy mixed. Pkt. 5 cts., oz. 20 cts.

Collards. Grown in the South for greens. Like cabbage, only it

does not head. I have the true Georgia seed. Pkt. 5 cts.  
 Endive. Or German lettuce. Somewhat like lettuce, but more bitter. Can be bleached like celery. Pkt. 5 cts.  
 Garden Lemon, or Vine Peach. Valuable for preserves. Pkt. 5c.  
 Ground Cherry. The old-fashioned yellow variety common in old gardens. Grows easily from seed. Pkt. 5 cts., oz. 30 cts.  
 Kale, or Green Kale. Grown for greens. Looks like loose, green curly cabbage leaves. Either tall or dwarf. Pkt. 5 cts., oz. 15 cts.  
 Kohlrabi, or Turnip-Rooted Cabbage. Pkt. 5 cts., oz. 20 cts.  
 Mustard. Chinese Curled, White, Black, Giant Southern and the new Ostrich Plume. Any variety, pkt. 5 cts., oz. 10 cts.  
 Parsley. Moss curled, for seasoning. Pkt. 5 cts.  
 Rhubarb, or Pie Plant. The stalks are red, large and very tender. It is much like the Victoria, but larger and slightly redder. I can supply either seed or plants of my own growing. Pkt. 5 cts., oz. 15 cts., 1/2 lb. 50 cts.; plants \$1 per dozen, all postpaid.  
 Sage, Mammoth or Broadleaf. The best sort. Pkt. 5 cts.  
 Spinach, Bloomsdale Savoy. The best variety, pkt. 5 cts. Special price on large lots.  
 Sunflower, Mammoth Russian. Grown for chicken feed. 1/2-pt. 10 cts., pt. 20 cts. Ask for special prices on large lots.  
 California Casaba. A large, late, high flavored muskmelon, grown almost universally in California. Pkt. 10 cts.



**Herbs**


	Pkt.	Oz.		Pkt.	Oz.
Anise . . . . .	\$0 05	\$0 10	Hoarhound . . . . .	\$0 10	\$0 20
Balm . . . . .	10	25	Lavender . . . . .	05	25
Basil . . . . .	05	15	Marjoram Sweet . . . . .	05	15
Borage . . . . .	05	15	Summer Savory . . . . .	05	15
Caraway . . . . .	05	10	Sage . . . . .	05	25
Castor Oil Plant . . . . .	05	10	Thyme . . . . .	05	20
Coriander . . . . .	05	10	Wormwood . . . . .	05	20
Dill . . . . .	05	10			

**Mushrooms**

Mushrooms can be grown with fair to good success by those who will take the pains to do the work right and have patience to overcome a possible failure or two at first. I do not advise the growing of Mushrooms commercially with the expectation of making a lot of money off them until you have had some experience. I have hunted up the best to be had in the Mushroom Spawn.

Lambert's Pure Culture Spawn (produced under the new selective method which makes possible the segregation of varieties) is received absolutely fresh at frequent intervals from the manufacturer. This spawn will produce Mushrooms of a specific variety, selected with special reference to size, color and prolificness. It absolutely eliminates all danger of raising poisonous Mushrooms. We keep on hand the cream-white variety, which is hasdy and very prolific; but can supply the brown or pure-white varieties, if desired. Each brick weighs from 1 1/4 to 1 1/2 lbs. and will spawn 10 square feet of beds. Sold by the brick. Per standard brick, 35 cts., 5 bricks, \$1.60 postpaid; by express or freight, 10 bricks, \$2.00; 25 bricks, \$4.50; 100 bricks, \$15.00.

Illustrated book (Publication No. 3) on Mushroom Culture and Pure Culture Spawn, containing the latest methods of raising, preserving and cooking Mushrooms; 15 cts. per copy, postpaid; or free with each order of 25 bricks or more.



Mushrooms Grown in a Cellar. They are Easily Grown.



## 4 Bargain Collections

No. 1

### Collection of New Varieties

16 Varieties of the Very Newest and Best for \$1.00, postpaid

I have a dozen or more new varieties of vegetables that I believe would pay you to try out this season. They are my leaders, the best I have in the catalog.

I believe I have enjoyed trying out these new varieties in the garden and selecting the best of them, then introducing them to you through the catalog, more than any work I have done and I believe you will get just as much fun out of it as I did, so I have made out a list of my specialties and am going to make you a special price on the collection.

This collection cannot be broken, as it is put up in a box at the first of the season all ready to send the minute your order comes in. The list is as follows:

- 1 Pkt. Cabbage, Norseman. Positively best early Cabbage . . . 10c
- " Cabbage, Cornbelt. Best big late Cabbage. . . . . 10c
- " Cabbage, Volga. A thoroughbred. Sweet and tender . . . 10c
- " Tomato, Field's Early June. Extremely Early . . . . . 15c
- " Tomato, Mississippi Girl. Best main crop. Heavy yielder. 15c
- " Muskmelon, Field's Daisy. Delicious flavor. Stands drouth. 15c
- " Watermelon, Improved Kleckley. An extra good strain . 10c
- " Watermelon, Rubber Rind. Fine quality and will ship well. 10c
- " Watermelon, Golden Honey. Best yellow meated . . . . 10c
- " Watermelon, Princess. Individual size melon . . . . . 15c
- " Radish, Sparkler. Early and tender. Scarlet and white . 5c
- " Radish, Crimson Marble. The prettiest round red radish . 5c
- 1 Ear. Popcorn, Baby Golden. No other variety as tender . . 10c
- 1 Oz. Sweet Corn, White Mexican. Best early sweet corn . . 5c
- 1 Oz. Beans, Field's First Early. Best early green bean . . . 10c
- 1 Oz. Peas, Fillbasket. Will grow and bear when all others fail. 5c

This list foots up to \$1.60 and I will send it to you postpaid for \$1.00. I will throw in a packet each of the Pansies and Sweet Peas.

Here is a chance to try out the best of the new varieties at about the same cost as the old standard kinds.

No. 2

### Tested Garden Seeds at 6 Cents Per Ounce

Special Bargain Collection

We have always had considerable call for mixture of standard varieties of garden seeds, such as our All Seasons Mixture of Radishes, as that way a good assortment of kinds can be had at a very low price. The radish mixture was the most popular thing we ever put out, and we followed it with a mixture of lettuce. This year we have decided to offer a mixture of all kinds of vegetables, and at prices that will induce every one to take hold.

These mixtures are made up from the standard varieties, and are mixed in the right proportions to give you a steady succession from early to late. It is all fresh, vigorous, tested seed, and for that reason we advise you not to plant it too thick. We are putting it up, not in little packages, but in straight ounces, big, fat packages that will plant a big, long row. You will get a complete garden, containing nearly everything in the catalog, for 60c postpaid.

A Full Ounce Each of the Following for 60 Cents Postpaid

- Radishes—All Seasons Mixture—A special mix of early and late radishes we list. It will furnish radishes for a month.
- Lettuce—Six of the best varieties, early and late.
- Table Beets—Mixture of all varieties.
- Onions—Big onions, little onions, red, white, yellow and brown. Enough seed to raise 10 bushels of onions.
- Watermelons—Over 20 varieties. If you can't find melons to please you in this lot you are hard to suit.
- Muskmelons—12 different sorts—all good ones.
- Pumpkins—All kinds, mostly pie pumpkins. This will plant a good-sized patch and make more pies than you can eat.
- Squashes—Winter squashes of all known varieties. Contains Hubbard, Marrow, Cushaw and all the favorites.
- Carrots—A mixture of 5 varieties. Long and short, early and late.
- Turnips—Early and late, white, purple and yellow.

No. 3

### A Collection of Old-Fashioned Flowers

14 Kinds For 50 Cents

I am sure you will be pleased with this collection of old-fashioned flowers. The list price would be 80c for the fourteen packages, but I am going to offer it to you for even 50c.

Here is the list:

- |                                                                                                                                                                                                                                                                                             |                                                                                                                                                                                                                                                                         |
|---------------------------------------------------------------------------------------------------------------------------------------------------------------------------------------------------------------------------------------------------------------------------------------------|-------------------------------------------------------------------------------------------------------------------------------------------------------------------------------------------------------------------------------------------------------------------------|
| <ul style="list-style-type: none"> <li>Balloon Vine . . . . . 5c</li> <li>Bachelor Buttons . . . . . 5</li> <li>Canterbury Bells . . . . . 5</li> <li>Coxcomb . . . . . 5</li> <li>Cypress Vine . . . . . 5</li> <li>Everlastings . . . . . 5</li> <li>Hyacinth Bean . . . . . 5</li> </ul> | <ul style="list-style-type: none"> <li>Hollyhock . . . . . 5c</li> <li>Ladyfinger . . . . . 5</li> <li>Petunia . . . . . 5</li> <li>Rose Moss . . . . . 5</li> <li>Sweet William . . . . . 10</li> <li>Touch-Me-Not . . . . . 10</li> <li>Zinnia . . . . . 5</li> </ul> |
|---------------------------------------------------------------------------------------------------------------------------------------------------------------------------------------------------------------------------------------------------------------------------------------------|-------------------------------------------------------------------------------------------------------------------------------------------------------------------------------------------------------------------------------------------------------------------------|

All for 50 cents, postpaid.

80c

No. 4

### A Complete Garden Collection for \$1.25

Many people, especially new beginners in gardening, want me to choose for them a complete assortment of staple varieties of seeds for an ordinary garden. I have made up such a collection, which I am sure will please almost every one. Here it is:

- |                                                                                                                                                                                                                                                                                                                                                                                        |                                                                                                                                                                                                                                                                                                                                                                                            |
|----------------------------------------------------------------------------------------------------------------------------------------------------------------------------------------------------------------------------------------------------------------------------------------------------------------------------------------------------------------------------------------|--------------------------------------------------------------------------------------------------------------------------------------------------------------------------------------------------------------------------------------------------------------------------------------------------------------------------------------------------------------------------------------------|
| <ul style="list-style-type: none"> <li>½-pt Sweet Corn</li> <li>1 pkt. Turnips</li> <li>1 pkt. Early Cabbage</li> <li>1 pkt. Late Cabbage</li> <li>1 pkt. Muskmelon</li> <li>1 pkt. Watermelon</li> <li>1 pkt. Cucumber</li> <li>1 oz. Early Radishes</li> <li>1 oz. Late Radishes</li> <li>½-oz. Onion</li> <li>½-oz. Carrot</li> <li>½-oz. Parsnip</li> <li>½-pt. Popcorn</li> </ul> | <ul style="list-style-type: none"> <li>1 pkt. Tomato</li> <li>2 ozs. Early Peas</li> <li>2 ozs. Late Peas</li> <li>2 ozs. Wax Beans</li> <li>2 ozs. Green-pod Beans</li> <li>2 ozs. Pole Beans</li> <li>1 oz. Lettuce</li> <li>½-oz. Salsify</li> <li>½-oz. Early Beets</li> <li>½-oz. Late Beets</li> <li>½-oz. Early Squash</li> <li>½-oz. Late Squash</li> <li>½-oz. Pumpkin</li> </ul> |
|----------------------------------------------------------------------------------------------------------------------------------------------------------------------------------------------------------------------------------------------------------------------------------------------------------------------------------------------------------------------------------------|--------------------------------------------------------------------------------------------------------------------------------------------------------------------------------------------------------------------------------------------------------------------------------------------------------------------------------------------------------------------------------------------|

This collection, amounting to \$1.85 at regular prices, I will send, postpaid, for \$1.25. I cannot make any change in varieties, as it is already made up ready to send.

### A Conglomeration

Free — For the Children's Garden

Of course grown-up people can plant it too if they want to and if there are no children around that want it, but it is meant specially for the children.

Every child just naturally wants to dig in the dirt and have a garden. And they want a little of everything in the garden. It would take a hundred packets of seed to supply everything a boy or girl would like to plant.

So we have rolled the hundred packets into one. That is we have taken over a hundred different kinds of seeds and made one big mix of it all that will just suit the kids. They can plant it mixed that way or sort out each kind by itself.

There's enough seed here to make a wagon load of garden stuff and a whole garden of flowers. I really believe a bright boy can grow \$5 worth of garden stuff from it. Count and see how many seeds there are. And when they grow, keep count of how many kinds you have.

Write me a letter. Count the package and write me a letter about how many seeds there are and how many different kinds you can make out, and how you are going to plant them. And this fall write me all about the garden, and how many different kinds you raised from this packet, and how much money you made, and a picture of you and the garden. This package of seed will be given free with all orders for garden or flower seeds amounting to 50 cents or over. This is in addition to all other premiums.

January and February 1914

# Blue List

Of Wholesale Prices For

Market Gardeners and Other Buyers

Issued Monthly by the

Henry Field Seed Company

Shenandoah, - - Iowa

These Prices Not Good After March 1st, 1914

Shipment—By express or freight at buyers' expense except as per special offer on next page. These prices do not include postage.

Postage Extra—If small amounts are wanted by mail add 10 cents per pound or 15 cents per quart to cover postage.

Terms—Cash with order. We open no accounts.

Bags and Boxes Free—We make no charge for packing.

Prices Are Net—No discounts from these prices. For prices on smaller quantities than listed here, see general catalog.

Odd Sorts—We can supply most standard varieties, whether listed here or not, at usual prices.

Special Quotations—If you use extra large amounts of some one class of seeds, you are invited to write for special quotations.

Iron Age Garden Tools—We carry heavy stocks of these tools here in Shenandoah, and can make prompt shipment. By having them come with seeds, you can save on freight and on a big order I can prepay it all, as per special offer on next page.

Your Money's Worth or Your Money Back

It is mutually agreed and understood that any seeds or other goods ordered of us may be returned at any time within ten days after receipt if not satisfactory, and money paid for them will be refunded, but we do not and cannot in any way warrant the crop, as it is dependent on so many conditions beyond our control.

HENRY FIELD SEED CO. : : Shenandoah, Iowa

Asparagus	¼-lb.	½-lb.	Lb.
Bonvalett's Giant	.25	.45	.85
Columbian Mammoth White	.15	.25	.45
Conover's Colossal	.15	.25	.45
Palmetto	.15	.25	.45

Beans	Gal.	Peck	Bu.
Dwarf, Bush or Snap, Green Podded.	.80	1.50	5.50
Black Valentine	.80	1.50	5.50
Early Six Weeks	.60	1.10	4.00
Field's First Early	.80	1.50	5.50
Giant Stringless Green Pod	.75	1.40	5.00
Round Pod Valentine	.70	1.25	4.50
Refugee or 1000 to 1	.60	1.10	4.00

Beans, Bush, Wax Podded Varieties.	Gal.	Peck	Bu.
Challenge Black Wax	.80	1.50	5.50
Davis White Kidney Wax	.75	1.40	5.00
Colden Wax	.80	1.50	5.50
Hodson Wax	.80	1.50	5.50
New Stringless Yellow Pod		Short crop	
Perfection Wax	.80	1.50	5.50
Pencil Pod Wax	.80	1.50	5.50
Wardwell's Kidney Wax	.80	1.50	5.50

Beans—Bush; Varieties for Shelled Beans.	Gal.	Peck	Bu.
Burpee's Bush Lima	1.00	1.90	7.00
Dwarf Horticultural	.80	1.50	5.50
Fordhook Bush Lima	1.00	1.90	
Henderson's Bush Lima	1.00	1.90	7.00
Prolific Tree	.60	1.10	4.00
Red Kidney	.70	1.25	4.50
White Kidney	.70	1.25	4.50
White Wonder	.60	1.10	4.00

Pole Beans, Green Podded.	Gal.	Peck	Bu.
Burgers Stringless	.85	1.60	6.00
Cutshort or Cornhill	.85	1.60	6.00
Dutch Case Knife	.85	1.60	6.00
Improved Missouri Wonder		Short crop	
Kentucky Wonder	.85	1.60	6.00
Lazy Wife	.90	1.75	6.50
Pole Horticultural	.85	1.60	6.00
White Creaseback	.85	1.60	6.00
White Seeded Cutshort	.90	1.75	6.50

Pole Beans, Wax Podded.	Gal.	Peck	Bu.
Golden Cluster Wax	1.00	1.90	
Golden Carmine	1.00	1.90	
Kentucky Wonder Wax			
Pole Beans, Lima.	Gal.	Peck	Bu.
Extra Early Lima	.85	1.60	6.00
King of the Garden Lima	.90	1.75	6.50
Seibert's Early Lima	.90	1.75	6.50

Beets (For Table Use)	¼-lb.	½-lb.	Lb.
For 5 lbs. or over deduct 5c per lb.			
Blood Turnip	.25	.45	.75
Crosby's Egyptian	.25	.45	.75
Crimson Globe	.25	.45	.75
Detroit Dark Red	.25	.45	.75
Eclipse	.25	.45	.75
Extra Early Flat Egyptian	.25	.45	.75
Long Blood	.25	.45	.75

BEETS (For Stock Use)	¼-lb.	½-lb.	Lb.
For 5 lbs. or over deduct 5c per lb.			
Giant Feeding Sugar	.15	.25	.40
Golden Tankard Mangel	.15	.25	.40
Mammoth Long Red Mangel	.15	.25	.40
Giant Sludstrup	.15	.25	.45

Cabbage	¼-lb.	½-lb.	Lb.
Early and Second Early	.65	1.25	2.50

Cabbage (Continued)	¼-lb.	½-lb.	Lb.
All Seasons	.55	1.00	1.90
Charleston (Large Wakefield)	.55	1.00	1.90
Copenhagen Market	2.00		
Extra Early Eureka	.65	1.25	2.50
Early Etampas	.65	1.25	2.50
Early Jersey Wakefield	.65	1.25	2.50
Early Spring	.65	1.25	2.50
Early Winningstat	.55	1.00	1.90
Early Flat Dutch	.55	1.00	1.90
Henderson's Early Summer	.55	1.00	1.90
Norseman	4.00	7.50	

Cabbage—Late or main crop.	¼-lb.	½-lb.	Lb.
Autumn King	.50	1.00	2.00
Cornbelt	.80	1.55	3.00
Hollander or Danish Ball Head	.65	1.25	2.50
Large American Drumhead	.40	.75	1.40
Mammoth Red Rock	.50	1.00	2.00
Premium Flat Dutch	.55	1.00	2.00
St. Louis Late Market	.65	1.25	2.50
Surehead	.55	1.00	2.00
Volga	.65	1.25	2.50

Cauliflower	½-Oz.	Oz.
Danish Grown	1.10	2.00
Dry Weather (Copenhagen)	1.10	2.00
Earliest Dwarf Erfurt	1.10	2.00
Early Snowball	1.10	2.00
Danish Perfection	1.10	2.00

Carrots	¼-lb.	½-lb.	Lb.
For 5 lbs. or over deduct 5c per lb.			
Chantenay	.25	.45	.85
Danver's Half Long	.25	.45	.85
Giant Belgian	.20	.40	.70
Long Orange	.25	.45	.85
Onheart	.25	.45	.85
White Vosges	.20	.40	.70
Yellow Belgian	.20	.40	.70
St. Valery	.25	.45	.85

Celery (American)	¼-lb.	½-lb.	Lb.
Golden Self Bleaching	1.10	2.10	4.00
Giant Pascal	.40	.75	1.50
White Plume	.55	1.00	2.00
Golden Hearted Dwarf	.55	1.00	2.00

Cucumbers	¼-lb.	½-lb.	Lb.
Chicago Pickle	.20	.35	.65
Cool and Crisp	.20	.35	.65
Davis Perfect	.35	.65	1.25
Early Cluster	.20	.30	.60
Early Frame	.20	.35	.65
Evergreen	.20	.35	.65
Emerald	.25	.40	.75
Fordhook Famous	.35	.65	1.25
Grand Forcing	.35	.65	1.25
Green Prolific	.20	.35	.65
Klondike	.20	.35	.65
Long Green	.25	.40	.70
White Spine	.20	.30	.60
White Pearl	.35	.65	1.25

Eggplant	¼-lb.	½-lb.	Lb.
Black Beauty	1.00	1.85	3.50
Early Long Purple	.80	1.50	2.75
New York Purple	1.00	1.85	3.50

Lettuce	¼-lb.	½-lb.	Lb.
Black Seeded Simpson	.20	.35	.65
Big Boston	.25	.45	.85
California Cream Butter	.20	.35	.65

Lettuce (Continued)	¼-lb.	½-lb.	Lb.
Grand Rapids	.25	.45	.85
Hanson	.20	.35	.65
Iceberg	.20	.35	.65
May King	.25	.45	.85
Marblehead Mammoth	.20	.35	.65
Prizehead	.20	.35	.65
White-Heart Cos	.20	.35	.65

Muskmelon	¼-lb.	½-lb.	Lb.
Bay View	.25	.45	.90
Banana (true)	.35	.65	1.25
Burrill's Gem (extra fine)	.35	.65	1.25
California Cream Cantaloupe	.20	.35	.65
Emerald Gem	.25	.45	.90
Extra Early Hackensack	.20	.35	.65
Field's Daisy	.60	1.10	2.00
Fordhook	.35	.65	1.25
Genoa Casaba	.35	.65	1.25
Green Meated Nutmeg	.20	.35	.65
Hackensack	.20	.35	.65
Improved Rocky Ford	.35	.65	1.25
Long Island Beauty	.25	.45	.90
Netted Osage	.35	.65	1.25
Osage	.25	.45	.90
Perfection	.35	.65	1.25
Rocky Ford or Netted Gem	.20	.35	.65
Rocky Ford—Pollock Strain	.35	.65	1.25
Shumway's Giant	.25	.45	.90

Miscellaneous	¼-lb.	½-lb.	Lb.
Rhubarb or Pieplant	.40	.75	1.40
Spinach, Bloomsdale Savoy	.10	15	25
" Giant Thick Leaf	.10	15	25
Sage, Mammoth Broad Leaf	.40	.75	1.40
Popcorn.			
Baby Golden			25
Little Giant			15
Queen's Golden			08
Monarch White Rice			08
Peanuts.			
Early or Northern			15
Giant Southern			15
Tobacco Dust (Large Lots)			08

Onions	¼-lb.	½-lb.	Lb.
Australian Brown	.25	.45	.85
Australian Yellow Globe	.30	.55	1.00
Barletta	.35	.65	1.25
Early Red Globe	.35	.65	1.25
Giant Prizetaker	.35	.65	1.25
Globe Red Wethersfield	.35	.65	1.25
Large Red Wethersfield	.35	.65	1.25
Morse Brown Globe	.45	.90	1.75
Mountain Danvers	.80	1.50	2.90
New Big Red	.65	1.25	2.35
New Queen	.45	.90	1.75
Ohio Yellow Globe	.30	.55	1.00
Pedigree Red Globe	.80	1.50	
Southport Large Red Globe	.35	.65	1.25
Silver King	.45	.90	1.75
Silver Skin	.35	.65	1.25
Southport Yellow Globe	.35	.65	1.25
Southport White Globe	.65	1.25	2.35
Yellow Globe Danvers	.30	.55	1.00
Yellow Danvers Flat	.30	.55	1.00
Yellow Dutch or Strasburg	.30	.55	1.00

Onion Sets (32 lbs. per bu.)	Peck	Bu.
Red (Bottom)	.80	3.00
White (Bottom)	.85	3.25

(Continued on next page.)

## Prices Prepaid on Garden Seeds at Blue List Prices.

Lots of people hesitate to send off for garden seeds for fear of the freight or express charges, and they are a fright sometimes, but on the average they are not bad.

I got to figuring on it one evening and I decided that if the orders were big enough to be worth while, we could afford to pay the charges ourselves. Of course we could not afford to pay the charges on a real small shipment for at these Blue List prices there is not much profit in it, and it costs about as much to send a little shipment as a big one. And of course the farther away you are the bigger the shipment would have to be to make it pay.

By making three general divisions of the country I can make it average up so it will be all right, so I drew this map long side. There are three general divisions of the country there you will notice.

First, in Iowa, and four of the adjoining states; I can prepay the charges on garden seeds on any order of \$10.00 or over.

Second, in any of the rest of the country east of the Rocky Mountains, I can prepay the charges on any order for garden seeds amounting to \$20 or over.

Third, in the country west of the mountains I can prepay the charges on any order amounting to \$30 or over.

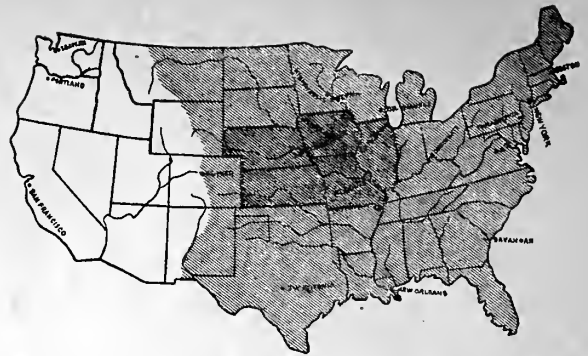
Now then if it is fear of freight charges that has been keeping you out, you might just as well come on in. If your own order is not big enough to get the prepay, double up with some of your neighbors.

**Rules**—This offer applies to all garden seeds, onion sets, and garden implements. It does not apply to seed corn, seed potatoes or field seeds except where small amounts are ordered to come along with a big shipment of garden seeds.

It applies only to orders at regular prices as given in this Blue List.

This offer takes the place of the 10 per cent rebate to be used in the purchase of books and implements. You can take advantage of either one but not of both.

I reserve the right to send by either express or freight as may seem best to me. I think it will generally be express, but on some cases with heavy seeds may be freight.



## Garden Seeds Prepaid at Wholesale Prices.

On orders amounting to—  
 \$10 in Ia., Neb., Kan., Mo. and Ill. Dark on map  
 \$20 anywhere in the east of the Rocky Mts. Light shading  
 \$30 in country west of the mountains. White on map

This is for garden seeds, onions sets and garden implements only, and does not apply to seed corn, field seeds, or seed potatoes.

You can take advantage of Blue List price, you can double up with your neighbors, and you can order any kind of garden seeds you wish.

The 10 per cent rebate for books and implements does not go with this

Onion Sets (Continued)	Peck Bu.	3.00
Yellow (Bottom)	.80	3.00
Multipliers	.85	3.25

Peas Smooth, Early.	Gal.	Peck Bu.
Alaska	1.00	1.90 7.00
Fillbasket	1.20	2.25 8.00
Improved Extra Early	1.10	2.00 7.50

Peas—Wrinkled Early.	Gal.	Peck Bu.
American Wonder	1.20	2.25 8.50
Gradus	1.20	2.25 8.50
Laxtonian	1.40	2.75 9.00
Little Marvel	1.40	2.75 9.00
Nott's Excelsior	1.20	2.25 8.50
Premium Gem (Little Gem)	1.00	1.90 7.50
Surprise	1.20	2.25
Suiton's Excelsior	1.20	2.25 8.50
Thomas Laxton	1.20	2.25 8.50

Peas—Second Early and Main Crop.	Gal.	Peck Bu.
Advancer	1.20	2.25
Bliss Everbearing	1.20	2.25 8.50
Champion of England	1.20	2.25 8.50
Dwarf Gray Sugar	1.20	2.25
Dwarf Champion	1.20	2.25 8.00
English Early	1.40	2.75
English Second Early	1.40	2.75
English Late	1.40	2.75
Horsford's Market Garden	1.20	2.25 8.00
Marrowfat	.90	1.75 6.50
Stratagem	1.20	2.25
Telephone	1.20	2.25 8.50

Peppers	¼-lb.	½-lb.	Lb.
Cayenne	.65	1.10	2.00
Chinese Giant	1.40		
Golden Queen	.70	1.15	2.25
Large Bullnose	.50	.90	1.75
Ruby King	.65	1.10	2.00
Ruby Giant	1.25		
Red Cluster	Sold out		
Red Chili	.65	1.10	2.00
Sweet Neapolitan	.50	.90	1.75

Parsnips	¼-lb.	½-lb.	Lb.
Hollow Crown	.15	.25	.45
Improved Half Long	.15	.25	.45

Parsley	35	60	1.25
Moss Curled	35	60	1.25

Pumpkins	20	35	60
Big Tom	20	35	60
Buff Pie	35	55	1.00
Large Cheese	10	15	30
Mammoth	35	55	1.00
Small Sugar	20	35	60
Tennessee Sweet Potato	20	35	65
Yankee Field (6 lbs. \$1.00)	20		

Radishes	15	25	40
All Season's Mixture	15	25	40
Chinese Rose Winter	15	25	40
Chinese White Winter	15	25	45

Radishes (Continued)	¼-lb.	½-lb.	Lb.
Cincinnati Market	.15	.25	.45
Crimson Marble	.25	.45	.85
Crimson Giant	.20	.35	.65
Chartiers	.15	.25	.40
Early Deep Scarlet Olive Shape	.15	.25	.40
Early Round Dark Red	.15	.25	.45
Early Scarlet Globe	.15	.25	.40
Early Bird	.15	.25	.45
French Forcing	.20	.35	.65
French Breakfast	.15	.25	.45
Giant Butter	.20	.35	.65
Half Long Brightest Scarlet	.15	.25	.40
Icicle	.15	.25	.45
Long Scarlet	.15	.25	.40
Lady Finger	.15	.25	.40
Non Plus Ultra	.15	.25	.45
Rosy Gem	.15	.25	.40
Round Red	.15	.25	.45
Round White	.15	.25	.40
Strasbourg	.15	.25	.45
Scarlet Turnip White Tip	.15	.25	.45
Special Forcing Strains	.35	.55	1.00
Sparkler	.25	.45	.85
Sakurajima (Japanese)	.50		

Salsify	35	55	1.00
Mammoth Sandwich Island	35	55	1.00

Squash	20	40	75
Blue Hubbard	20	40	75
Banana oz. 25c	.75		
Boston Marrow	.15	.25	.45
Cushaw	.20	.35	.65
Delicious	.25	.45	.85
Early Golden Bush Scallop	.15	.25	.45
Essex Hybrid	.15	.25	.45
Fordhook	.25	.45	.85
Genuine Hubbark	.25	.45	.85
Golden Hubbard	.20	.40	.75
Mammoth White Bush Scallop	.15	.25	.45
Mammoth or Hundred Weight	.30	.55	1.00
Summer Bush Crookneck	.15	.25	.45
Sibley	.20	.35	.65

## Sweet Corn

Varieties are arranged as near as possible in order of ripening.

	Gal.	Peck Bu.
White Mexican (Sioux City)	.60	1.10 4.00
Peep O' Day	.55	.95 3.50
Adams' Extra Early	.50	.90 3.25
Premo	.50	.90 3.25
First of All	.50	.90 3.25
White Cory	.55	.95 3.50
White Mexican (Home grown)	.60	1.10 4.00
Golden Bantam	.60	1.10 4.00
Early Minnesota	.50	.90 3.25
Early Champion	.50	.90 3.25
Early Evergreen	.50	.90 3.25
Black Mexican	.50	.90 3.25
White Evergreen	.55	.95 3.50
Stowell's Evergreen	.55	.95 3.50

Sweet Corn (Continued)	Gal.	Peck Bu.
Zig Zag Evergreen	.55	.95 3.50
Country Gentleman	.60	1.10 4.00
Red Cob Cory	.50	.90 3.25

Tomatoes	¼-lb.	½-lb.	Lb.
Acme	.50	.90	1.75
Beauty	.40	.75	1.40
Bonny Best	.60	1.00	1.90
Buckeye State	.75	1.40	2.75
Chalk's Early Jewel	.50	.90	1.75
Crimson Cushion	1.00	1.90	3.75
Dwarf Champion	.50	.90	1.75
Earliana	.55	1.00	2.00
Field's Early June (Oz. 75c)	2.25		8.00
Golden Beauty	.45	.80	1.50
June Pink	.55	1.00	2.00
Livingston's Globe	.90	1.75	3.40
Langdon Earliana	.90	1.75	3.40
Mississippi Girl	2.25		8.00
New Stone	.45	.80	1.50
Pink Early June (Oz. 75c)	2.25		8.00
Ponderosa	1.00	1.90	3.75
Trophy	.50	.90	1.75
Yellow Pear	.75	1.40	2.75

Turnips	¼-lb.	½-lb.	Lb.
Amber Globe	.15	.20	.30
Early White Milan	.20	.35	.65
Extra Early Milan	.20	.35	.65
Purple Top Strap Leaf	.15	.20	.35
Purple Top Globe	.15	.20	.35
Rutabaga	.15	.20	.35
White Globe	.15	.20	.35

Watermelons	For 5 lbs. or over deduct 5c per lb.	¼-lb.	½-lb.	Lb.
Angel Kiss	.25	.45	.85	
Alabama Sweets	.20	.35	.60	
Chilian	.20	.35	.65	
Citron or Preserving Melon	.20	.35	.65	
Cole's Early	.15	.25	.50	
Dixie	.15	.20	.35	
Florida Favorite	.15	.20	.35	
Fordhook Early	.15	.25	.50	
Golden Honey	.50	.90	1.75	
Halbert Honey	.20	.35	.65	
Halbert's Rubber Rind	.50	.90	1.75	
Harris Early	.15	.25	.45	
Ice Cream or Peerless	.15	.20	.35	
Iceberg	.15	.20	.35	
Improved Kleckley	.25	.45	.85	
Kolb Gem (Blue Gem)	.15	.20	.35	
Kleckley Sweets	.20	.35	.65	
McIvor's Wonderful Sugar	.15	.25	.50	
Monte Christo	.20	.35	.65	
Phinney's Early	.15	.20	.40	
Pickaninny (Oz. 25c)	.75			
Princess	.65	1.25	2.35	
Sweetheart	.15	.20	.35	
Tom Watson	.25	.45	.80	
Triumph	.15	.20	.35	

## Woman's Rights In The Garden



Now don't get scared. There's no politics in this. You are not going to get me into any political argument. Not even on womens' rights.

I do believe though, that when it comes to gardening, a woman has some rights, even though they may not be enumerated in the Constitution of the United States.

To begin with, I believe that every woman has a right to a garden. It's natural to want a garden and dig in the dirt and watch things grow and pick flowers and vegetables.

And especially the woman on the farm. If I was a woman on a farm, I'd have a garden or have a fight. And it wouldn't be a little old weedy corner, next to the hedge, but a nice, big clean piece of ground, the best land on the farm, fenced hog and chicken tight and plowed and harrowed by the men folks first thing in the spring.

And above all a woman is entitled to good first class tools to work the garden with.

Honest now, sister, what kind of tools have you got to tend your garden with? Show 'em up. I know just about the list, anyway. It's an old common hoe, probably rusty and dull, a rake with several teeth broken or bent and the handle loose and probably an old butcher knife and maybe a spade that the men wouldn't use to dig post holes with.

And you plant the seed by hand in a row made with the corner of the hoe or the end of the rake handle, stooping along and dropping the seed by hand and then coming along and covering them with your feet. It looked like sin but it was the only way you could do.

Do your men folks plant and tend their corn that way?

No Ma'am. They have the latest two row edge drop planters and riding cultivators. Several generations ago they used to plant and tend corn with a hoe, but men don't put up with that kind of tools very long, at least not in their own work. They get machines with wheels and seats on them even if they have to go in debt for them.

But when it comes to paying out \$12.00 for an up to date tool that will plant easily and perfectly everything in the garden and tend it ten times as easy and fast as it can be done by hand in the old style—why then he'll holler like a stuck hog. Can't afford it—all foolishness—mother never had nothing of that kind—wouldn't work nohow a woman don't know nothing about machinery anyway.

All right brother. I hope when you get yours in the hereafter it'll be humping your back over an old dull rusty hoe, in a weedy, lumpy, crooked rowed garden with a sunbonnet over your head and the thermometer 97 in the shade.

But all joking aside (and I wasn't joking much anyway, that's mostly gospel truth) there ought to be an up-to-date garden drill and wheel hoe in every garden. They are as necessary as a cornplanter or a riding cultivator and don't cost one fourth as much.

A good garden is half the living, and it is a mighty hard matter making a good garden without good tools. It can be done but it's uphill business.

With a drill you can plant the seed in nice straight rows, all just the right depth, evenly distributed, and so every seed will grow. Your seed will go nearly twice as far. It looks nicer, too. Looks like business. It gives you a garden you can be proud of.



Mrs. Field trying her hand at a wheel hoe. The children keep her too busy to get any chance to do much in the garden, but she enjoys the work, when she has good tools to work with. It gives her a change from house work.

With the wheel hoe you can tend the garden 10 times as fast as you possibly could by hand and you do much better work besides. When the ground is just right to work, you can get over the whole garden in one forenoon and kill the weeds before they come up. That is the secret of tending a garden easily.

You can work both sides of the row at once and throw a little dirt into the row so as to cover up any little weeds that may be starting there. If you do it right you can do away with hand weeding entirely. Don't that sound good?

And it's easy. Any woman that can run a sewing machine can run one. You walk along standing straight with your shoulders back and your head in the air. The machine has big light wheels that run easy and carry all the weight. Of course it takes some muscle, but no more than a carpet sweeper or a baby wagon.

The machine comes equipped with all the different attachments and tools needed for any kind of work in planting or tending any-

thing in the garden. It's guaranteed to work perfectly for anyone and in any kind of soil. It's so simple that any woman or boy or girl can get the hang of it in five minutes.

You can get the different styles ranging in price from \$3.25 to \$12 each. All are good but the complete \$12 outfit is of course the best of any. I will ship them on approval and on the \$12 outfit I will prepay the freight anywhere east of Denver.

You can a good deal more than raise enough extra stuff in the garden on account of it to pay for it the first year. Besides the satisfaction of making garden in an up-to-date United States way.

Yes, of course you can get along without it. You can get along without washing machines, too, and sewing machines, and incubators and cornplanters, and riding cultivators and self binders, combined listers and lawn mowers. But would you? The garden is the best paying piece of ground on the farm. Why not make it more profitable yet by using modern tools there too?

Honest sister, if you don't throw away that old rusty hoe and get a wheel hoe this spring I'll think you haven't the spunk of a mouse. If the old man won't let you have the money don't feed him any garden stuff till he comes across. Starve him to it.

And by the way, some day I'm going to write an editorial on that

subject of a woman having to ask her man for every cent of money she needs. It will be a red hot one, too. Good Land! didn't you earn the big half of it? And ain't it yours by rights? Just as much as it is his? Why shouldn't it be a common pocket book and both use wisely what was needed without begging the other one for it.

But as Kipling says, "that's another story." I started out to talk garden and wheelhoes and have wandered from the text.

It's just time of year now to get the wheelhoe. You will find them described and listed in my catalog or if you wish I will send you a special catalog of them. We have them right here and can make prompt shipment. They're guaranteed satisfactory to you in your own garden or no trade. The ones I handle, the Iron Age, are the best kind made and are reasonable in price.

Now, I've had my say and it's up to you. H. F.  
P. S. I will not be responsible for any divorce cases or assault and battery cases that may be caused by this editorial. H. F.

### THE BOY AND THE GARDEN.

Here is a secret that ought to be worth \$1,000 to you. I can tell you how to get a boy to work in the garden gladly, enthusiastically and steadily.

Sounds impossible, don't it?

Well here's how.—You know how crazy a boy is over anything that has wheels to it? And how he is always trying to experiment and find an easier way to do the work? And how he likes to see quick results?

All right. Get him a wheelhoe. It's got wheels to it, and a wrench, and a lot of different adjustments he can make, and it does the work fast and he can see that he is getting somewhere.

I don't blame a boy for not liking to swing an old rusty hoe, or get down on his hands and knees and weed. You don't like to do it yourself. It's that kind of work drives boys off the farm.

But I'll guarantee that with a new wheelhoe that boy will tend the garden till he pretty near wears it out, and he'll enjoy it, too. And he'll be proud of his work. And that means a whole lot to a boy. If you like to do it, it's fun. If you hate to do it, it's drudgery.

**SHIPPED ON APPROVAL.** Every "Iron Age" tool we sell is guaranteed to give perfect satisfaction in every way, and if not entirely satisfactory, can be returned at our expense and your money will be refunded. You can try the tool out thoroughly for two weeks.

HENRY FIELD SEED COMPANY, Shenandoah, Iowa.


# GARDEN IMPLEMENTS

It is a curious fact that the farmer who will have nothing but the very best of farm tools, such as riding-plows, cultivators, seeders, etc., will use in his garden the same old implements that were used by his father and grandfather, or, what is worse yet, make his wife use them. There has been just as much improvement in garden tools as in other lines, but few farmers seem to be aware of it. With modern tools a garden can be tended in less time and in much better shape than by old methods. Besides, here is the finest part of it, the boys will do it, and do it gladly; for it is a well-known fact that a boy is generally crazy to run any machine that has wheels on it. It is the old drudgery of the hoe and rake and weeder that has disgusted him with gardening. Plant your garden in long, straight rows with a good drill and tend with a wheel-hoe, and you will have by far the best garden with the least work you ever had.

## IRON AGE GARDEN TOOLS


I have used the Iron Age Garden tools for several years and have sold lots of them, and I have never heard a complaint yet. I consider them the best now before the public. I offer here the two best sellers, but I can furnish you any special tool you want. If these do not suit you, write for special catalog of all Iron Age goods.

**Iron Age Combined Drill and Double Wheel Hoe.** This is something on the style of the Planet Jr. implements that are so well known, but is in my opinion much better. It is a combination tool and can be used as a drill or as a wheel hoe and is a success either way, which is not always the case with combination tools. It is remarkably durable and hard to break, being made of malleable iron instead of castings. The wheels are high and do not choke easily. It will drop either in a hill or drill and is easily adjusted. I strongly advise it as being superior to any other garden tool made. Complete, with all attachments shown on this page, \$12; without the rakes and plows, \$10.50. If Drill alone is desired, \$9. Ask for special delivered prices.



Iron Age No. 6 Combined Hill and Double Wheel Hoe. Price, complete, \$12.00 Or With Drill. (It is called No. 1 then) . . . . . 7.00

**Iron Age Double Wheel Hoe and Cultivator.** For parties who wish a wheel hoe or a cultivator independent of the drill, this No. 13 Iron Age is the best thing to be had. It is a two wheeler, working both sides of the row at once. It has two pairs of cultivator teeth, and a pair of wide hoes. These are all the attachments that I have ever found necessary, but others can be added if wanted. For tending onions you should have the combined Drill and Double Wheel Hoe No. 6, shown above, then when the weeds get bad you can work two cultivators at once. I wish to repeat that this No. 13 is the best of all garden cultivators and is the sort I use mostly myself. Price, as shown, \$5.50.



No. 13. Price, \$5.50.

**Iron Age No. 1.** Is like No. 13, except that it has all the tools and attachments shown on No. 6, all but the drill. Price, \$7.00.



An "Iron Age" Garden Drill in Use in a Home Garden

Price as shown, without hoes, \$9.00, (all but the motive power)

The garden is all laid out in long and straight rows planted with a drill and worked with a wheel hoe. That is the way to have a nice garden. This drill will plant any kind of seed, put it all just the right depth, distribute it evenly and cover it nicely. Every seed has a chance to grow. It will handle any kind of seed you want to plant in the garden. It will plant it either in hills or drills. It runs very easily and a woman or a girl or a boy can handle it without any trouble.

**Iron Age No. 19, High Wheel Garden Plow.** A very convenient, lightweight, low-priced tool. Owing to the high wheel it is easy to run. Price, complete as shown, \$3.25.



**Other Styles.** I can supply a dozen other styles of the Iron Age make, but have no room to show them here. If you don't see what you want, ask for it. Write for complete catalog of Iron Age Implements.



This is the way to tend garden. It beats humping your back over a hoe. You can do ten times as much work, and do it better, too.

**Planet Jr. Garden Tools.** I have discontinued them as I consider the Iron Age goods much the best.



**A Dozen Tools In One**


This shows some of the combinations that can be made from a No. 6, combined drill and double wheelhoe as shown on the opposite page, or from the No. 1, which is the same thing with the drill part left out. There are lots of other combinations you can study out for yourself.

There isn't a thing in the garden you can't plant and cultivate with this implement.

Plant your garden in long straight rows with a drill and you will make the seed go farther, get a better, more even stand, and you can tend the crop with half the work. Ask anyone who has ever used a garden drill or wheelhoe how it compares with hand work.

There is just about as much advantage in using a drill and wheelhoe as there is in using a cornplanter and a cultivator instead of dropping the corn by hand and tending with a hoe.

You wouldn't think of tending corn with a hoe. Why not get in line on the garden and be up to date?



With side hoes set to cut close between the rows



With plows set for hilling




Cultivating teeth can be set to suit the width of rows



With rakes to go astride the row



Plows set to open a furrow



For cultivation between rows



Set for weeding between rows

DIFFERENT THINGS YOU CAN DO WITH THE IRON AGE NO. 6, COMBINED DRILL AND DOUBLE WHEEL HOE WHEN THE DRILL PART HAS BEEN SET OFF AND YOU WANT TO USE IT AS A SINGLE OR DOUBLE WHEEL HOE ONLY.



Fig. 134

No. 6 Hill and Drill attachment  
Price, \$5 00.

**Drill Attachment**

If you already have an Iron Age wheel hoe, such as No. 13 or No. 1, you can add this drill attachment and plant anything in the garden perfectly. It can be put on or off the wheelhoe part easily, as it is simply fastened by two bolts.

**Landside Plow**

Can be attached to any Iron Age wheelhoe, and makes the tool a perfect wheelplow with plow following the line of the wheel. Plows good deep furrows and runs steadily. Can also be furnished made double like a lister. Price, single, 90c. Double, \$1.40.




Fig. 82

Landside plow  
Price, 90c.

**Discs for Wheelhoes**

Garden disc cultivating attachment.  
Price, \$2.00.

This is made on the same principle as a big disc, but of the right size to attach to an Iron Age wheelhoe. Work well in loose mellow soil, but will not work in hard, cloddy, trashy or wet ground.

Price, \$2.00.



Fig. 369



Fig. 145

Special onion set drill shoe.

Fig. 33

Onion set gatherer.  
Price, \$0.80.

**Onion Set Attachments**

Onion sets are grown in a wide thick row. The seed is generally sown in a band about 3 inches wide. This requires a special drill shoe which can be used on any Iron Age drill. The gatherer is for cutting under the sets and lifting them

**Repairs for Iron Age Implements**

We carry on hand here at Shenandoah, all kinds of repairs for Iron Age tools. If we do not have them on hand we will have them sent direct to you from the factory or the nearest branch office, but we generally have them here.

We can supply repairs for any Iron Age or Gem wheelhoe, or Iron Age or New Model drill, no matter how old. The cost will not be high either.

Here are some of the ones most called for and the prices. Prices do not include postage. You pay postage or express. Postage generally is about half the price of repairs.

**Repairs for Iron Age No. 6 Combined Drill and Wheelhoe**

(Fit also No. 1, No. 4, No. 7, No. 13, and other similar tools.)

2088	Wire link chain for drill (old style)	\$0.20
2090	Pressed steel chain for drill (new style)	.30
C40	Main frame for drill and double wheelhoe	.80
C19	Side hoe (specify right or left) C19 right, C20 left	.40
30	Cultivator teeth for wheelhoe, each	.15
C59	Opening plow for No. 6 drill	.40
2080	Wire wheel for drill or wheelhoe	.75
2069	Marker stick complete (old style)	.40
2070	Marker stick complete (new style)	.40
H23	Marker drag	.40
C38-39	Hopper lid (both halves)	.40

**Repairs for Iron Age Horse Hoes and Cultivators**

	Plain wheel for horse hoe	.50
	Lever wheel complete (horsehoe)	1.00
	Plain cultivator shovels, (2 inch to 4 1/2 inch width, specify width wanted) each	.15
	Plain cultivator shovel, 6 inch	.25
	Cultivator flat sweeps, 10 inch	.32
	Cultivator flat sweeps, 12 inch	.38
	Cultivator flat sweeps, 15 inch	.45

Ask for prices on others or send along about what you think the price would be.

**Seed Drill No. 18B --- Drill only**

Especially for onion seed. Price, \$7.50.

This is for the man who wants a drill only and especially an onion seed drill. It has no hilling attachment but has a special drill shoe which places the seed in a very close narrow row, making cultivation easy. Price, \$7.50.



**Another Separate Drill**

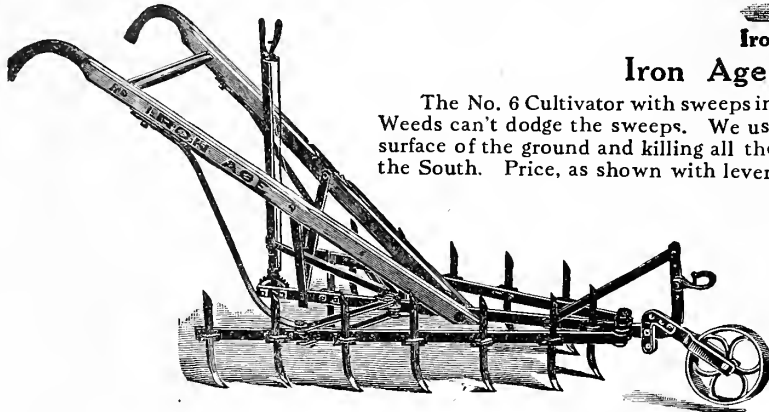
Besides the No. 18B drill shown above, there is the No. 7, which is simply a No. 6 without any cultivator attachments. It sows in either hill or drill and sells at \$9.00.

# HORSE CULTIVATORS

Gardeners and fruit growers always have use for one-horse cultivators and they are a fine thing. I use two or three of them all the time. I list here three of the favorite ones, any of which I can recommend as all right. The prices are f. o. b. here, but I can make you a delivered price if you will write and ask me about it. There are many other good styles and I can supply you any of the different makes at regular price.

## The No. 6 Iron Age Horse Hoe

For general-purpose work in orchard or garden this No. 6 is the best tool to use. It is furnished with five shovels and two wide hoes. Has lever wheel and lever expander. You can do almost any kind of work with it; in fact, the first year I was in the garden business it was the only cultivator I used. The shovels are of the best of steel, the standards are strong and high, and the regulation is perfect. Price, \$6.25.



Iron Age No. 1 Harrow Cultivator. Price \$5.

## Iron Age No. 1 Harrow Cultivator

For fine work in small stuff and for creating the "dust mulch" so much desired there is nothing equal to the harrow-tooth cultivator shown here. It stirs and fines the dirt, kills the weeds and leaves the soil in the most perfect condition. It has gauge wheel and lever expander and can be controlled easily as to width and depth. It is the finest tool in the world for going through corn after it gets large. It leaves the soil mellow as an ash heap. The teeth are shovel-pointed, adjustable and reversible. In every way the best of all harrow-tooth cultivators. Price complete as shown, \$5



Iron Age Potato Planter at Work.

The planter feeds the seed automatically and without injury to any of it, but we provide an extra seat for man or boy who will make any necessary corrections. No misses—no doubles—plants 100 per cent correct, four to seven acres per day—accurate spacing—correct placing. Furnished with or without Improved Fertilizer Distributor.

I consider this by far the best potato planter made, and have used it for several years. I also use the Iron Age Potato Digger. I have used that and two or three other standard makes, and I consider it the best of the lot. In fact, the Iron Age Potato Machinery is just about right in every way. If you are thinking of buying anything of this kind, I will be pleased to figure with you as I have a general agency for them.



Iron Age No. 6 Horse Hoe. Price \$6.25

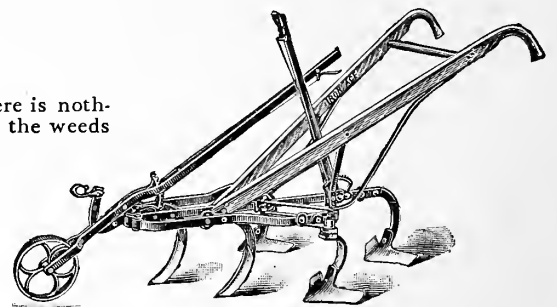
## Iron Age No. 101 Horse Cultivator.

The No. 6 Cultivator with sweeps in the place of the three hind shovels. This makes a fine cultivation. Weeds can't dodge the sweeps. We use this tool a great deal as it gives us level culture, stirring all the surface of the ground and killing all the weeds without throwing up any ridge. It is used a great deal in the South. Price, as shown with lever expander and lever wheel, \$6.25.

## Plain One-Horse Cultivator No. 10.

See picture at foot of page.

This is a plain, low-priced, one-horse cultivator for garden and farm use, has five shovels about 4 inches wide. Made of the best of steel, is well built, light and strong. Can be narrowed or widened by means of clamp expander and adjusted to any width from 14 to 30 inches. Price, \$3.15 or with wheel \$3.65.



Iron Age No. 101 Horse Cultivator. Price \$6.25.

## Iron Age Potato Sprayers.

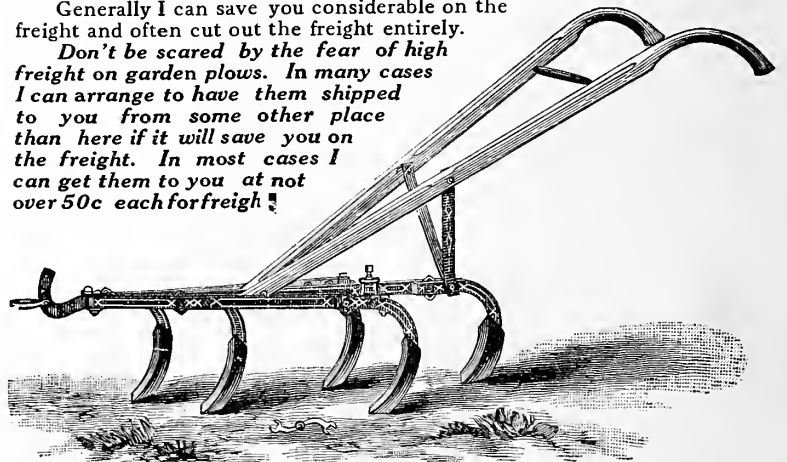
I believe the best power sprayer made is the Iron Age. It is especially intended for potatoes. Pulls with one horse, pumps by power from the axle, sprays four rows of potatoes at once and does a thorough job. I look for the potato bugs to be bad again this summer and you better be fixed for them. If interested, write for further information, prices and catalog.

## Write for Complete Iron Age Catalog.

The Iron Age people make every imaginable sort of tools for garden and truck work. They get out a catalog bigger than this one, telling all about it. I will be glad to send you a copy free. Anything they list I can furnish you at the right prices, and make shipment either from here, from their factory in the East or from one of their numerous branch houses all over the country.

Generally I can save you considerable on the freight and often cut out the freight entirely.

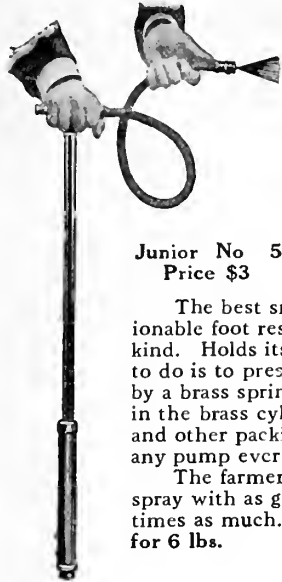
*Don't be scared by the fear of high freight on garden plows. In many cases I can arrange to have them shipped to you from some other place than here if it will save you on the freight. In most cases I can get them to you at not over 50c each for freight!*



Plain Cultivator No. 10. Price, \$3.15 or \$3.65 with wheel.

# SPRAYERS

There is a growing demand for spray pumps of all kinds, as the progressive, up-to-date farmer knows that he must spray for insects and plant diseases if he expects to make a success of farming and gardening. I have been investigating the matter pretty thoroughly and have finally chosen a line of three sizes which suit me exactly. All are good but of course the higher priced ones are the best.



Junior No 5  
Price \$3

Junior No. 5  
(This can be sent by Parcels Post. Weight 6 lbs.)

The best small spray and force pump made. Does away entirely with the objectionable foot rests, clamps, leather suction and packing. Requires no fastening of any kind. Holds itself down and works anywhere and everywhere. All the operator needs to do is to press the plunger down and it raises of itself. The upward stroke is made by a brass spring which presses the cylinder apart. The all-brass suction working with in the brass cylinder with all-brass valves does away entirely with all leather, rubber and other packing. It is easily worked and will do more different kinds of work than any pump ever made. Will pump from a barrel, pail, tank, spring or creek.

The farmer with a small amount of spraying can put the barrel in a wagon and spray with as good success as his neighbor who has an outfit that weighs and costs five times as much. Price \$3 net f. o. b. here. If wanted by Parcels Post, add postage for 6 lbs.



Junior No. 5 as a Barrel sprayer.

## Kant-Klog, Style G.

(This can be sent by Parcels Post, weight 9 lbs.)

The special feature of this sprayer is the new style Kant-Klog nozzle, which is the only nozzle that can be successfully cleaned without stopping the spray and removing the nozzle from the tree. It is the only nozzle made which gives a round or flat spray, or a solid stream at will. A slight pressure of the thumb starts the spray; remove it and the spray stops instantly.

The sprayer body is made of heavy galvanized steel, top and bottom dome shaped and joined to the body under heavy pressure, making complete double seam. The air pump is made of heavy brass two inches in diameter, hose couplings of solid brass, ends heavily ribbed to prevent slipping off.

A few seconds' working of the air pump gives you a powerful and elastic force which will give you the best possible continuous spray.

This sprayer holds four or five gallons, is easily carried or can be wheeled on a cart, and a few strokes occasionally with the pump will give you sufficient spray. Suited for spraying fruit trees, potatoes, vegetables, tobacco and cotton, for washing windows or wagons, and for disinfecting or white-washing henhouses or other outbuildings.

It is the only sprayer I know of that will successfully handle whitewash, as all other nozzles are clogged by the sediment in the whitewash. I am so confident that this sprayer will suit you that I will ship it on approval to any responsible party. If it is not at I claim for it, you can ship it back to me at my expense and I will refund your money. Net f. o. b. here.

Price \$5 in galvanized steel; or in solid polished brass body, for \$1.50 extra. If wanted by Parcels Post, add postage for 9 lbs.

Three-foot sections of brass extension piping for reaching tall trees at 50c each.



Kant-Klog. Style G,  
\$5.

## The Handy Hand Sprayer.

Not an expensive machine, but does the work. Especially valuable in home gardening and spraying rose bushes, small fruits and henhouses, or for spraying fly-killer or insecticides on animals. Made of tin and good leather valves. Reservoir holds about a quart. Price, 50c. If wanted by Parcels Post, add postage for 2 lbs.

## Large Spray Pumps.

If you want a large, powerful pump for reaching the tops of big trees and for spraying large orchards, you should have the No. 8 Pump for mounting permanently on a barrel. The pump is first-class throughout, heavy and dependable. Pump, 5 ft. of hose and 5 ft. extension cost \$11.50. Or mounted as a complete outfit including barrel and all-steel cart, it costs \$26.50. Write for special circular No. 10.



Handy Hand Sprays, 50c.

Kant-Klog  
Sprayer  
in use  
in an  
Orchard



## You Can Get Your Garden Tools Free.


Or at least you can get a substantial rebate on the price of them. I have arranged so that you can get any of the garden tools that I sell at part price or even entirely free in connection with your seed orders.

## GRASS SEEDERS

I show here the two best makes of grass seeders. "You pay your money and take your choice." They are both good, and I have used both at different times. Of course the \$1.50 one is the best one, but the \$1 one is all right and does perfect work. Both are guaranteed.

### The Cyclone Seeder.


This is the best seeder made at any price. It is roomy, strong and works evenly and will sow any kind of seed any desired thickness. It is fully guaranteed and if not perfectly satisfactory may be returned at my expense. Price, \$1.50. Net f. o. b. here. If wanted by Parcels Post, add postage for 5 lbs.

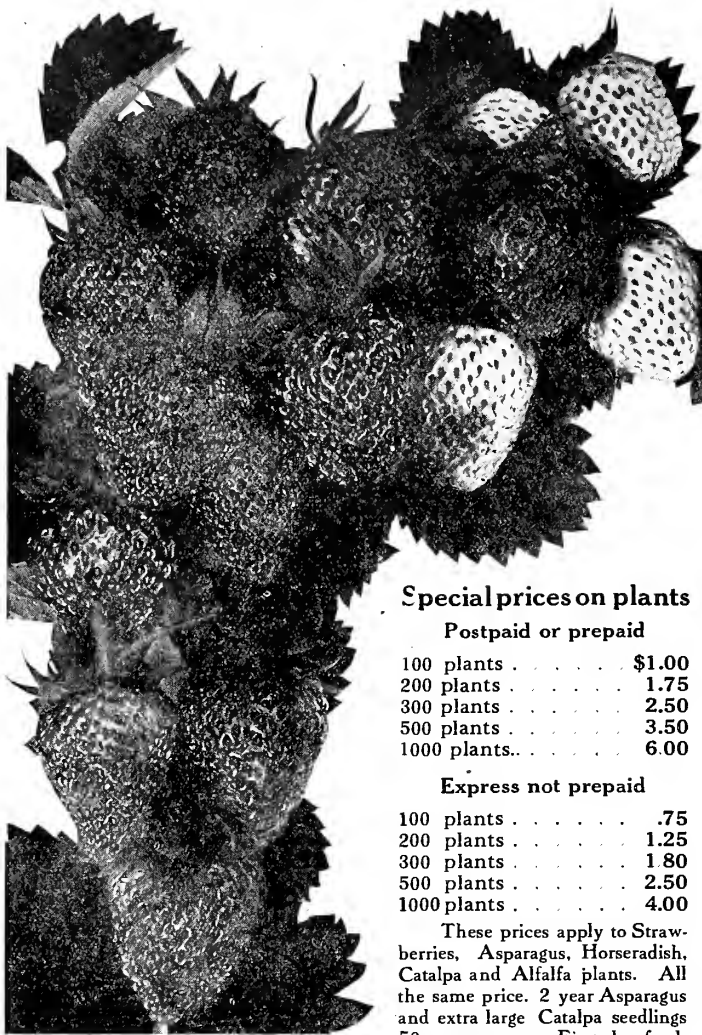


### Little Wonder Broadcast Seeder.

This is the first and only really good seeder sold at a dollar. It does fine work and is almost indispensable to any farmer who has much seeding to do. It will sow any kind of seed and sow it evenly. Price, \$1 here. If wanted by Parcels Post, add postage for 4 lbs.

You can get these seeders free. See page 8.





The Senator. Best of All Strawberries.

**Special prices on plants**

**Postpaid or prepaid**

100 plants . . . . .	\$1.00
200 plants . . . . .	1.75
300 plants . . . . .	2.50
500 plants . . . . .	3.50
1000 plants.. . . .	6.00

**Express not prepaid**

100 plants . . . . .	.75
200 plants . . . . .	1.25
300 plants . . . . .	1.80
500 plants . . . . .	2.50
1000 plants . . . . .	4.00

These prices apply to Strawberries, Asparagus, Horseradish, Catalpa and Alfalfa plants. All the same price. 2 year Asparagus and extra large Catalpa seedlings 50 per cent extra. First class fresh plants, safe arrival and satisfaction guaranteed.

**How About That Strawberry Bed?**

Last year when Strawberries were ripe, you swore by all that was great and good that you wouldn't be another year without a strawberry bed. It was too late then to set one though. And fall setting is a failure nine times out of ten. April's the only time.

So if you really want a strawberry bed, now is the time to get busy. The earlier, the better. Any good ground will do. Don't worry about these long winded directions about preparing the ground and so on. Just get the plants fresh and set them in just the same depth they grew before or a trifle deeper. Don't let the ground dry out or bake. Keep it well hoed. Don't let it crust over or a weed start. Mulch in the fall, after ground freezes.

Don't worry about picking off runners or blossoms. If the plant is healthy it is a safe proposition to let it do as it pleases. No berries to speak of this year, but next year at least a quart to the plant with good luck and good care.

Best variety we have found is Senator. We grow no other. Big, dark red, juicy, hardy as blue grass, needs no other kind with it. 200 plants makes a good home patch. 300 is better. 300 will make a patch 25 ft. square. See special prices above. Send along your order. We can make shipment now or later.

**Four Bushels of Strawberries From 200 Plants**

*"You remember I sent you an order I think three years ago and all the seeds we ordered were just what you recommended them to be, and especially the Strawberry plants. Talk about good berries. We have them. We have a patch in our garden about 20x30, and this last summer my wife picked 4 bushel and 9 quarts off the patch and they were fine."*

— H. A. Hettler, 34 Mack Ave., Shelby, Ohio.

**Alfalfa Plants**

If you are having trouble to get a start of alfalfa, the nicest way is to set plants. They are easy to transplant and sure to grow. I have a nice patch of 1 year old plants grown in drills on the trial grounds. They are loaded with bacteria and will inoculate the ground for you in great shape. They should be moved in April.

Prices same as strawberry plants. See tabulated list of prices above.

**Why Not Have an Asparagus Bed?**

Most of you have the idea that there is some great mystery about the growing of Asparagus, and that you have no chance of success with it. Nothing to it. It really grows like a weed. Just give it good, rich soil, the richer the better, plenty of room and decent cultivation, and you can't help but succeed. It's mighty good eating in the spring of the year, too. Nothing better.

The best way to get a start is from the plants. We have literally millions of them. Best size is strong 1 yr. Some people though prefer 2 yr. Take your choice. We have both. 50 per cent extra for 2 yr.

Set the plants early. It's all bosh 'his talk about trenching and all that. Just get the roots in the ground right side up and covered about 3 or 4 inches deep. That's all. Keep them well hoed all the first summer. Then in the fall mulch heavily and keep mulched heavy enough to keep weeds down all the time from that on. Put plants 10 inches apart in the rows. Rows any convenient width apart.

No crop the first year, but fair crop next year and plenty from then on for 20 years to come. Cut every day or every other day from early spring till peas come. Great money maker. Can't freeze out or dry out or drown out or hail out. Sure income. Regular pension. Sells readily most places at 8c to 15c a pound.

Field culture 12,000 plants per acre. Home garden, with rows 2 ft. apart, 100 plants for bed 10 ft. by 20 ft. See special prices below.



Asparagus. Best of All Spring Vegetables

# Catalpas for Profit

All authorities on tree planting are agreed on one thing—that there is no tree more profitable for planting, the country over, than the Hardy Catalpa.

It is a native of the central West, especially the river-bottom lands of Illinois, Indiana and Iowa, but will grow and thrive in any state in the Union, and in many parts of Canada. On account of heavy foliage and quick growth, it is ideal for windbreaks.

As a shade or ornamental tree it is a beauty, with its big, dark green leaves, its wonderfully beautiful blooms, and its freedom from insects and worms of all kinds, but its great value to most of us is as a profitable crop to grow.

The forests of the country are rapidly disappearing, and any one who has occasion to buy lumber or fence posts or poles for a telephone line knows where the price is going to.

It is coming to a point where we must take to growing trees. We want something that will grow quick too. And the Hardy Catalpa is the only valuable tree that is also quick-growing. It grows as quick as a cottonwood, maple, or box-elder, and makes lumber, posts or poles equal to oak, cedar or chestnut.

That may sound impossible, but write to the U. S. Department of Forestry and see if they don't tell you the same thing. They have been talking for the last 10 to 15 years, urging every one to plant Hardy Catalpas.

The worst trouble has been that there is another Catalpa (*Catalpa bignonioides*), a worthless, poor relation of the true Hardy Catalpa, that is no good on earth. It is crooked, not hardy, and generally worthless all around. The *Catalpa speciosa*, like some people, has suffered for the sins of its worthless relations. Some farmers have bought the wrong kind, got fooled, and are feeling sore at all Catalpas as a result.

Now, I am in a position to give you the real thing. I have the seeds gathered for me by a Catalpa crank, from the genuine, big, tall, hardy trees. It costs money to gather seed from that kind of trees, but when you get it you've got something. I submitted samples of my seed to several State Experiment Stations and they told me it was as fine a sample of the real, true type as they had ever seen. If you spend your money for seed, you want the real thing—and I have it.

I grow the young trees from the seed and know what they are. The best way to get a start is to set the young trees (1 year size) in rows, 5 to 7 feet apart each way. As the trees get older and need more room, take out every other tree, and later every other row. These will make firewood, posts, and small poles, and will pay all expenses and rent on the land.

By the time the trees are ten years old they will be 35 to 45 feet high, and will make dandy telephone poles and no end of posts, and posts that will last practically forever, too. They can be planted with success on any ordinary soil, and thrive especially well on low land, such as creek, bends and sloughs. Plant them anywhere you have a place, and in a few years you can put a nice bit of money into your pocket—all from land that you thought was no good.

Price, seed, \$2 per lb., postpaid, or 25 cts. per oz. An ounce should make 200 trees. Trees (1 year from seed), \$1 per 100, postpaid; \$2.50 for 300, by prepaid express. Write for special prices on large lots and large sizes.

## Large Catalpas for Immediate Effect

We have on hand a limited amount of Catalpa trees that are three years old, or rather they have three year old roots and one year old tops. We let the seedlings get two years old, then cut them back close to the ground and let them send up a single strong straight stem. This makes an ideal tree, and by the way, this is the way to handle them in your own grove. If you will cut them back to the ground one year after you set out the seedlings, you will have the prettiest lot of straight, strong, sturdy, young trees you ever saw.

Well, that is the way we did these, and they are dandy trees. Stems about an inch in diameter, 5 to 7 feet, straight and heavy, and with a 3 year root system under them.

Price, 25 cts. each, 5 or more at 20 cts. each, 50 or more at 15 cts. each, f. o. b. cars here, well packed for shipment.

## Other Trees and Nursery Stock

Free Special Catalog.

We issue a special price list of all kinds of Nursery Stock, including shade trees of all kinds, apples, plums, pears, peaches, grapes, small fruit, roses, hedging, vines, and in fact, all kinds of nursery stock.

This stock is grown right here in Shenandoah, and is first class in every way, and is sold at reasonable prices. There is not room here to give prices on all this stock, but if you are interested I will be glad to have you write for this special price list, free.

## Why You Should Plant Catalpas

By 1920 American forests will be exterminated.

The only valuable tree which will mature in time.

It grows in almost any soil.

Valuable for cross-ties; have endured for half a century.

Nothing better for telegraph poles.

Superior to oak for furniture.

Lighter than pine.

Stronger than oak.

Tougher than hickory.

Freedom from warping.

Neither shrinks nor swells.

Immense yields per acre.

Excels for building material.

Makes good fence-posts.

For mine timbers not surpassed.

Good plow beams and handles.

Once planted, becomes a perpetual forest.

Qualities of ash for agriculture implements.

Less insect enemies than any other trees.

Quick growth for windbreak.

A desirable shade tree.

Beautiful flowers for ornament.



A commercial grove of Catalpa Speciosa planted ten years on an Iowa farm. About half the trees originally planted have been cut out for firewood and posts, paying all expenses to date. The trees that are left, about 400 per acre, would make over 2,000 good posts, worth 15 cents each; or 400 telephone poles, worth from 50 cts. to \$1.50 each. What could you grow that would pay better.

## Rhubarb or Pie Plant

We have the best variety of Rhubarb that I have ever seen. It is the strain that is sometimes sold as Wine Plant. The stalks are very large, quite red in color; very tender and mild in flavor. It is early, hardy and just right in every way. We have no special name for it, but it is somewhat similar to the variety sometimes sold by nurserymen as Victoria, but in my opinion better. It was brought to this country by some of the early settlers and is well known in this neighborhood. We have increased both by dividing the clumps and by growing seedlings, and it comes equally true either way. The plants can be set either fall or spring and live very easily. They can be shipped safely by mail or express to any part of the country. Prices, delivered postpaid or by prepaid express, each 10 cts., 3 for 25 cts., \$1 per doz.; by express, customers expense, 75 cts. per doz., 25 or over 6 cts. each. Rhubarb seed, pkt. 5c, oz. 15c. Ask for special price on large lots of plants.

## Horse-Radish

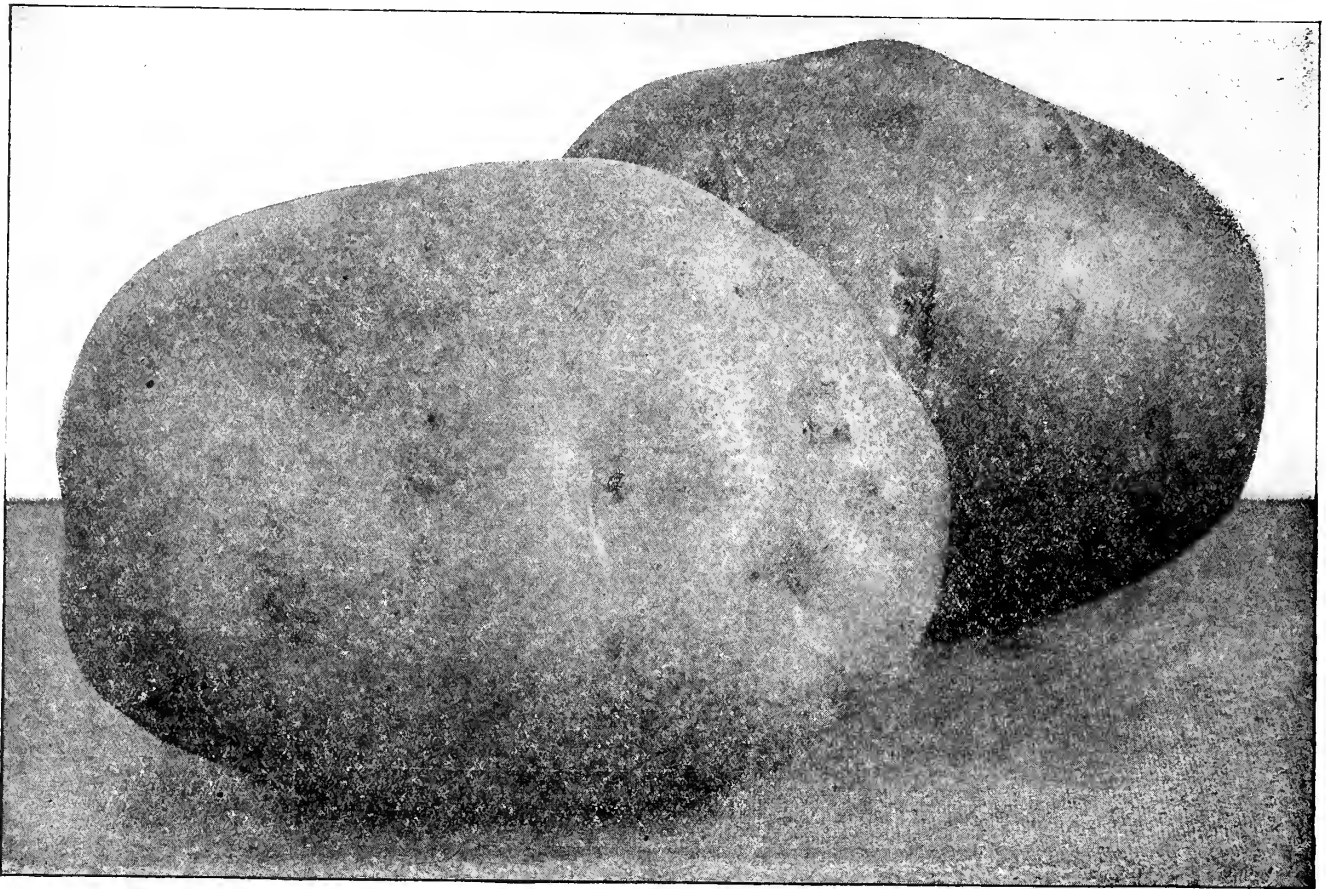
**Maliner Kren, or Improved Bavarian.** This is an improved variety of Horse Radish from Bavaria, which is being rapidly adopted all over the United States as the standard variety. It is larger than the old-fashioned kind, makes much smoother, heavier roots, and is supposed to be of superior flavor. The yield is generally more than twice that of the old variety and is much more available for use as it grows so much smoother. It can be grown from either cuttings or crowns. The crowns are the top portion of the large roots and will make a big hill the first year. The cuttings will each one make a single plant of medium size the first year. Large crowns, 10 cts. each, 75 cts. per doz. See opposite page for prices on cuttings.

## Sage.

**Mammoth Broad-Leaved.** I have a few hundred plants of the large, broad-leaved German Sage, which I can supply while they last, at 10 cts. each, or 3 for 25 cts., postpaid.

## Raspberry Plants

I can supply practically any of the leading sorts of raspberries, in good, fresh, strong plants. These are not of my own growing, but are grown by a neighbor, who has good stuff. I can supply the following sorts and others. Gregg (black), Kansas (black), Cuthbert (red), Marlboro (red), Loudon (red), Columbian (purple), Cumberland (black). Price, 60 cts. per doz., 25 for \$1. 100 for \$2.50, all to go by express at customer's expense. If wanted by mail, add 2 cts. per plant.




The Banner Potato. My stock is fine, all big fellows smooth as eggs.

## POTATOES

There is money in growing Potatoes if you have the right kind of seed. I used to grow as high as forty acres of Potatoes a year for market when I was in the trucking business, and I believe it was the most profitable farming I ever did.

When it came to growing Potatoes for seed purposes, however, I could not grow so high a quality of seed as they grow in the far North, and as it was for seed that I wanted the Potatoes in the seed business, I have all my seed Potatoes grown for me now in the Red River Valley of the North. It's away up near the Canadian border, and the greatest Potato country on earth. Here in Iowa we can grow corn to beat the world, and we can put the quality into it, too; but up there they can put a quality into their seed Potatoes that we can't match.



Early Ohio Potatoes

The big Potato growers all over the country have discovered this and get new seed every year from up there. They know it pays.

The seed I get from there is no bigger than the Potatoes we grow here, just nice, even size, but they have the seed quality, the life and vigor and growth to them. They will often outyield home-grown seed two to one. You will find it will pay you to change your seed and get a start of this new, strong Red River seed.

### TIME OF SHIPMENT

We find that the seed Potatoes keep in better shape if left stored in the far north until spring, so we leave most of them with our grower there during the winter and have them shipped to us in frost-proof cars so as to arrive here the last part of March. Then we ship them right out to our customers. In this way they reach us in perfect condition, sound, fresh and dormant, instead of wilted and sprouted-Seed Potatoes that are wilted and sprouted are mighty poor seed, no matter where they are grown.

We have part of each variety shipped to us in the fall and stored in our own cellars here so we can make early shipment to customers in the South. Small amounts by mail and generally small shipments by express will go in perfect safety any time during the winter, but freight shipments are very risky any time before about April 1. We will do our best to get them to you in good condition, but we will not take the risk of their freezing until we are confident the weather is safe, and this means generally the last week of March or April 1. You can have them shipped sooner if you are willing to take the risk of their freezing.

So remember we will not make freight shipments sooner than the last week of March unless you will take the risk of their freezing if shipped sooner. Good Friday comes late this year, April 10.

Prices. See prices in blue list opposite page 64 or write us for special quotations on large lots. Prices subject to change after March 1st.

**Red River Ohio (Extra-Early Ohio)** The Potato growers in the Red River district of North Dakota and Minnesota have specialized on the Early Ohio for years, and they have developed the best type of it to be had anywhere. It is simply the old Early Ohio brought up to date, and by special selection, high culture and careful handling made better than ever. Take it the country over and there is no Potato so universally successful as the Early Ohio, and this extra-early extra-selected type is the best of its class. It will ripen a week earlier than your home-grown Ohio and make smoother, evener Potatoes, and about twice as big a yield. The seed is very smooth and is entirely free from scab, blight, rot or any disease of any kind. The dry rot that is so bad in Nebraska and Kansas Potatoes is entirely absent here. Also it is entirely free from either the eastern blight or the disastrous Colorado blight.

POTATOES, continued

Try a part of your Potatoes anyway from this seed, and get a start of some good stuff to sell for seed to your neighbors.

Our seed is genuine Red-River-grown stock every year. Thousands of bushels of common Iowa, Nebraska, and Wisconsin Potatoes are sold as genuine Red-River stock, but the expert Potato man knows there is a big difference in the quality and value. Wherever you buy, insist on getting the genuine Red-River grown seed.

**The Banner.** The best late Potato; large, handsome and very prolific. It has a slightly russet skin, with a creamy white color. Its shape is a little oblong and slightly flattened (cooking through easily). The eyes are very few and shallow, thus securing economy in paring. It seems almost entirely blight and scab-proof. Is always smooth and regular in form, with never any prongs. Although it resembles Carman No. 3, Sir Walter Raleigh, and Rural New Yorker, I consider it better than any of them. It is of much better quality than any of them; and, in fact, better quality than any late Potato I know of. It is not quite so late as others of the Rural type, and is slightly different in appearance, being more russeted. It is absolutely the smoothest potato grown, as is shown by photograph herewith. It is a splendid keeper and an enormous yielder of all big Potatoes. When you add to this its superb quality, what more can you ask? My stock is very fine, all big fellows, and smooth as eggs.

**Ex'ra Early Waubonsie.** For several years we have been trying to find something to take the place of the Early Ohio, but could find nothing that suited us until we got this. It is a pure white, round, smooth, extra-early Potato which we secured from a Potato-grower in the state of Maine. While it is earlier than the Ohio, it does not die down quite so soon. It has a very vigorous vine, making a perfect mass of foliage, and unlike the Ohio it blooms freely. It is a good keeper for an early Potato and the quality is superb the year round. It has made good with us for four consecutive years, and I now offer it to my customers with the utmost confidence that it will make good with you. We had our supply of seed grown for us in the Red River country and it is beautiful seed, and if thrown on the market would easily bring from ten to fifteen cents a bushel above the regular price on account of its superior appearance and quality.

**Drought-Proof Potatoes.** I do not believe there is any such thing as a drought-proof Potato. All the Potatoes I have ever seen seemed to require more or less water to make a crop. It is true, however, that some varieties will resist drought better than others. Good seed is mighty important in a dry season. In the past dry season our observation was that the Extra Early Waubonsie stood dry weather better and stayed green longer than any other variety—so much that I was tempted to offer it as a drought-proof Potato, but that would be stretching the truth and wouldn't sound reasonable. But I do insist that it will stand more dry weather than any other early Potato I ever had any experience with.

**Second Size Seed Potatoes.** We can generally supply second size stock of most varieties at two thirds the price of the first grade. These will be nice, even, smooth potatoes, just nice size to plant whole or cut in two once.



Extra Early Waubonsie

Prices of Potatoes

Good to March 1st. Subject to change after that.

	By express or freight			By mail postpaid			
	Pk.	½bu.	Bu.	Lb.	3 lb.	25 ey.	100 ey
Red River Early							
Ohio	\$0 60	\$1 00	\$1 90	20c	55c	30c	1 00
Banner	60	1 00	1 90	20	55	30	1 00
Extra Early Waubonsie	75	1 35	2 50	20	55	30	1 00

Packed in paper-lined boxes or barrels at 10 cts. per bushel extra. No charge for bags or small boxes.

POTATO EYES BY MAIL

There are a number of advantages in procuring Potato eyes instead of getting the whole Potato, where you want just a small amount to come by mail. Of course, the biggest advantage is in the saving of postage or express, or freight charges. You get simply the eyes with enough meat back of them to start the sprout. If carefully planted, these single eyes will make just about as good a yield as larger pieces, and you can get a start of a new variety without much expense. You have no freight or express charges to pay whatever, and the postage, we pay ourselves. They can be sent without danger of freezing at any time during the winter. This is quite a point to customers in the South and on the Pacific coast. We cut the eyes out carefully and prepare them for shipment so that they will keep in good condition. We guarantee safe arrival in good condition for growing. The eyes are packed in neat boxes, either 25 eyes or 100 eyes in a box, plainly labeled, neatly and securely packed so that they will go any distance by mail safely. We cannot furnish less than twenty-five eyes of a sort, and those wanting larger amounts should make their orders even multiples of twenty-five. Any varieties listed, 25 eyes 30c, 50 eyes 55c, 100 eyes \$1, 300 eyes \$2 50, 500 eyes \$4.

SPECIAL OFFER—100 eyes each of any three varieties, \$2.50.

SEED POTATOES BY MAIL

Those who want small amounts of whole Potatoes by mail, we can furnish nice smooth, medium-sized Potatoes at 20c per lb., or 3 lbs. for 55c by mail postpaid.

TO PREVENT SCAB

Scab on Potatoes is contagious, and if you plant seed that has been infected with it, the crop is sure to be scabby unless you dip the seed. After it has been dipped, if it is planted on ground that is free from scab, the crop will be clean. Here is the formula I use; Dissolve one-fourth pound of pulverized corrosive sublimate (mercuric bichloride) in a bucket of hot water. Add thirty gallons of water and immerse the potatoes in it from one to two hours. This should be done before cutting. The potatoes can be cut at once after being taken out of the solution or can be dried first. The solution must be mixed and kept in wooden vessels, as it eats metal. It is poisonous to eat or drink, but will not hurt the hands to work in it. The solution and any potatoes that are left over should be buried to avoid accidents.

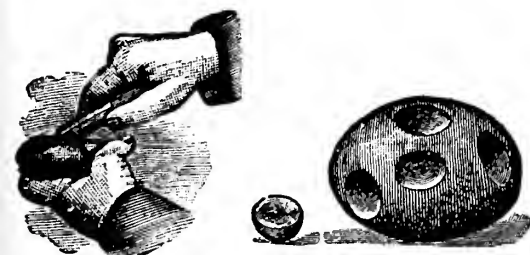
Be sure to read the notice about the "Time of Shipment" as printed on the preceding page. On account of the danger of freezing, it is not safe to ship Potatoes before April 1.

One-Half Bushel Waubonsies From 50 Eyes.

"Oh yes! we get seed cheap enough and good generally, but not what we want. I have had good success with your seed, clearing from one package of Early June Tomatoes in 1911 more than I have ever paid you for seed. I raised more than a half bushel Waubonsie potatoes from 50 eyes which I received last year. Gophers ruined many, and dry weather also caught them."—A. G. Dech, Holton, Kans.



Early Ohio Potatoes grown on a High, Narrow Divide Semi-Arid Southwestern Nebraska. Cultivated Shallow after every shower. Potatoes on Plote average 1 lb. each.



# ALFALFA

I am convinced that most of the United States are missing a good thing by not growing Alfalfa. In some sections it is grown heavily, but in nine-tenths of the country it is hardly known. I have been trying it here and watching it on the farms of my neighbors, and I have had a great deal of correspondence with customers in other states who have tried it, and I have come to the conclusion that there is hardly a locality in the country where it cannot be grown.

As I wanted to give my people the best possible information on the subject, I prevailed on Secretary Coburn, of Kansas, to write an article especially for me. This article is worth \$50 to any man who will follow it up. Ask for it. I have published it in pamphlet form and will be glad to send extra copies on request.

## How To Get Good Alfalfa Seed

### Probable Cost


Coburn says "Success cannot come except good seed is used. Much of that on the market, especially imported seed, has been adulterated or is so mixed with weed seeds that it would be dear as a gift."

He didn't make it a bit too strong, either. I have seen samples of alfalfa seed that would be ten dollars an acre damage to a man if he got it for nothing. Full of dodder buckhorn, dock, lambsquarter, and the Lord only knows what ail. Don't touch it!

You don't have to buy that kind of seed. Get yourself one of these little old-fashioned three legged microscopes that sell for fifty cents, and examine closely every sample of seed offered you. If you see anything suspicious in it, leave it alone. You can get the good seed if you insist on it.

I handle only the best possible grade of seed, and sell it subject to approval. I get it direct from the growers in the best localities—no imported seed in mine. I ship it on the understanding that you can put it to any test you wish and if not satisfactory you can return it at my expense and have your money back. Now, if you want any better proposition than that write it yourself.

Prices of Alfalfa seed subject to market change, 20 cts. per lb., \$20 per 100 lbs., \$12 per bus. New white bags weighed in free. This is for a guaranteed grade, sold subject to your own



F. D. Coburn. The man who has made Kansas rich by boosting Alfalfa.

inspection and rejection. It is guaranteed to pass all State and National pure seed laws. Write for free sample and latest prices.

## Northern-Grown Alfalfa Seed

My Alfalfa seed is all Northern-grown and Non-irrigated, and hardy. It is suitable for use anywhere that alfalfa can be grown at all.

## Alfalfa Seed By Mail

If you want a few pounds of Alfalfa seed to experiment with, I can send it by mail or pre-paid express at 35 cents per pound or 3 pounds for \$1.

**Special Offer.** I will send 20 pounds of the very best seed (sufficient for an acre) by pre-paid express anywhere in the United States for \$5. This will give you a chance to try an acre and see what it will do.

## Free Sample Alfalfa


I will send free to anyone, a small sample of Alfalfa seed for testing. Send it to your experiment station and ask them if it is good; if it has dodder or any other bad weed in it; if it is good, bright, sound seed that will grow.

An eastern experiment station bought seeds from a dozen or more seed-houses and tested it, they reported that mine was the best and the only one they would care to plant for their own use. Small samples free. Large samples (several ounces) 10c.

The United States Department of Agriculture recently issued a bulletin about Alfalfa, in which the statement is made that "The greatest care should be taken to get seed that is free from weeds. Dodder is one of the worst weeds so far as Alfalfa is concerned."

I am willing to have my Alfalfa seed put to any test you want—examine it yourself, let your neighbors look it over, send it to your State Experiment Station if you want to. If the seed isn't right I don't want you to keep it—send it back at my expense. But I think I am safe when I make this offer, for I know the seed is the best that you or I, or anyone else, can buy.

Write for the following free bulletins on alfalfa. Bulletin No. 137, issued by the Iowa State College, Ames, Iowa, Bulletin No. 76 and Circular No. 86 by the Illinois State College, Urbana, Ill., and "Alfalfa on every farm" by the International Harvester Co., Chicago, Illinois. Department of Agricultural Extension.



Alfalfa on my old home place near town here. This is the second of four cuttings that made better than 7 tons per acre for the season. This picture was taken several years ago. The field is now about 12 years old and still fine and dandy. Somebody wrote in the other day wanting to know why they never saw me at work. Well, you see me at work now. Right under the big forkful of alfalfa.





### "Alfalfa---A Hog's Idea Of Heaven."---Coburn

If I was raising hogs for a living I would have alfalfa for them or else I'd move to where I could have it. There is no feed on earth that will make as much pork, or as good pork, or make it quicker, or with so little work and risk and trouble, as alfalfa. Hogs and alfalfa just naturally dovetail in together better than any combination I ever saw. Hogs raised on alfalfa don't have cholera. Now hold on, brother, don't call me a liar till you've tried it and see. I've watched it pretty close and I have never found a case of cholera among hogs pastured on alfalfa, and kept away from too much corn.

Careful tests and experiments show that sows kept on alfalfa pasture and alfalfa hay average two or three more pigs to the litter (grown to maturity) give 30 per cent more milk, and the pigs at 3 months old are 25 per cent to 30 per cent bigger than pigs grown by any other method. The bone and muscle are so much better developed that alfalfa hogs never break down in fattening and shipping.

The finest and highest priced hams and bacon in the market are made from hogs grown on alfalfa and finished with just a little corn.

The Nebraska State Experiment Station, after careful tests, announced that hogs fattened on alfalfa hay and corn put on gain at a cost of \$3.40 per 100 lbs., while hogs on corn alone put on gain at \$4.48 per 100 lbs.

The Iowa State Experiment Station report that 1 acre of Alfalfa is worth more than 3 acres of Bluegrass for pig pasture.

The Kansas State Experiment Station reports that a bunch of hogs fed on corn and alfalfa made 90.9 lbs. gain per hog in 10 weeks, while an exactly similar bunch fed on corn alone made 52.4 lbs. gain per hog in 10 weeks. In both cases the hogs had all the corn they would eat, but the one bunch had the alfalfa in addition. They add: "These results are not due to the feeding value of the alfalfa alone, but also to its influence in aiding the hogs to better digest the corn."

I could go on this way forever, but what's the use? If you're determined to keep on growing hogs on corn and cholera I suppose you'll have to be allowed to do it. But just the same when I retire from the seed business I'm going to have the niftiest little bunch of hogs you ever saw, and they'll be raised on alfalfa and about one-fourth ration of corn.

Don't pasture your hogs on the alfalfa till it gets well established, say a year old or more, and don't put over 5 big hogs or 20 shoates to the acre then, as it shouldn't be pastured too close. They won't hurt the alfalfa unless you starve them down to digging for the roots.

## The Gospel of Alfalfa

**I** WANT to warn you right now that if you get me started talking alfalfa I'm not going to stop till I run out of paper. It's pretty near a religion with me, this alfalfa business, and for a good many years I've been doing more missionary work for alfalfa than I have for the heathen.

The neighbors say I'm crazy about alfalfa and maybe I am, but it's a good bit like it was with one good brother here years ago, who went to a camp meeting and got full of the real old time religion, the kind they used to have when you and I were boys. In fact he got more religion than he could hold and it set him to jumping and shouting he was so happy.

It was reported to him that the neighbors said he was crazy. "Well," he said, "If I'm crazy, it's a mighty good kind of crazy anyway." And that's the way I feel about this alfalfa business. And I'm going to keep on shouting about it. If you don't all get alfalfa it won't be my fault.

Now I know lots of you have heard that it's hard to start, and that it isn't suited to your land, and that you've got to inoculate and do this and that, until you're going around in circles and scared to death about it.

Now, the most of that is just highbrow bosh.

The truth of the matter is, it's easier to get a start of alfalfa than it is red clover. Twice as easy. It will grow on any fairly good land that will grow clover, corn, wheat or potatoes, and some where they wouldn't grow.

It is not likely to do well on land that is sour, wet, uncommon poor, gumbo nor hardpan close to the top, but outside of these you can grow it about anywhere.

It will make about three times the yield of red clover. As to feeding value, counting good clover hay worth \$10.00 per ton, alfalfa is worth \$14.00 and timothy \$6.00.

That field shown in the picture on page 58 has averaged 6 to 7 tons to the acre every year for about 15 years. It is on ordinary upland, just common soil, was never inoculated, was sown without any preparation, when I didn't know anything about alfalfa except that I wanted some.

All there is to it is to have the ground in good shape like you would for a big crop of corn or potatoes, work it till the weeds are killed and the ground loose on top and solid underneath. Sow the seed at the rate of 12 to 20 pounds to the acre any time between corn planting in the spring and corn cutting time in the fall. Drill or broadcast, either is alright. Don't cover the seed over 1 inch deep. If you use a nurse crop it must be thin and must be cut for hay before it ripens or it will smother the alfalfa.

Now, you remember at the old time revival meetings they didn't use to talk theology nor long arguments to us. They just said, "Brother, if you simply believe and have faith, the rest is easy. Cast away your doubts and make a start right now." Didn't they? And didn't we come through all right?

It's the same way with the alfalfa. You can grow it all right if you will only think so and have faith and make a real earnest effort. Quit worrying and get to work. Don't believe all this talk about it's being hard to grow. It's easy to grow.

And it's worth growing. If there is any crop on earth that will pay the bills and make a man rich and improve his soil and make life pleasanter for him, it is alfalfa.


I'd like to tell you a lot more, but I'm out of paper. H. F.

### A Government Report on Alfalfa

"I have had no dealing with you heretofore, but found your name at the head of the Government list of dealers in Alfalfa, and that your seed shows the least adulteration of all seeds on sale in the United States. This seems to me like a strong recommendation."—John Marron, Pittsburgh, Pa.

This letter was a pleasant surprise to me. I knew, of course, that the United States Government always kept close tab on the purity of Alfalfa seed and other seeds sent out by the seed houses, and I knew that they often published bulletins about such things, but I hadn't seen the bulletin yet that this man mentions.

I certainly feel all puffed up to know that my name heads the Government list of dealers in alfalfa, and that the seed they got from me showed the least adulteration of any. They get samples from all over the United States, and then they don't do a thing but analyze the seed and publish the results. They have had several very prominent seedsmen going around in circles a few times. I am mighty glad they got some of my alfalfa seed and tested it.



This picture was made by the United States Department of Agriculture and loaned to me by them for use in my catalog. They and the State Stations are doing all they can to head off the poor Alfalfa and clover seed, and the better class of seedmen are seconding their efforts.

# The Pure Clover Seed Question

There is no bigger question before the farmers right now than that of pure Clover seed. The country is rapidly getting filled up with bad weeds, and unless we can call a halt somehow, it will soon be an impossibility to get really pure Clover seed.

The trouble is, so many farmers will buy an inferior grade of seed because of a little difference in the price. They think it is all about the same and one lot is higher because the holder wants more profit. Now, the fact is that the big profits are made on the low-grade seed. It is easier to take seed worth \$6 wholesale and retail it at \$8 than it is to take seed worth \$9 wholesale and retail it at \$10. Any dealer will tell you so, if you can get him to admit the truth.

Now, here is what I am getting at: There is no sense in buying poor clover seed, and no need of it. If you will spend 50 cents on a small microscope, or a few cents on postage stamps getting samples and sending them to your state experiment station, you will learn a heap about Clover seed. Don't buy any seed, even from a neighbor's farm, without strict examination. The bad weeds are getting to be everywhere nowadays, and you are liable to get them where least expected.

The worst offenders are the dealers in small towns who handle Clover seed as a side line. They know very little about it and care less, just so they can make a good profit on the seed. There are wholesale dealers who are looking for just this kind of customers, and they load them up with this devilish imported cull seed, and the merchant offers it to the farmers at a tempting price. The regular seedsmen, having a knowledge of the business, fine machinery for cleaning seed, and a reputation to maintain, are more likely to have pure seed.

Now listen: Get a sample from each of your home dealers, and some from regular seedsmen. Send them all to your state experiment station, or get them under the glass yourselves, and then buy where you can get seed free from weeds. Buy only on a guarantee of purity. I will gladly furnish a sample of mine for this test.


You get more Clover seed to the dollar in the high grades, anyway, to say nothing of the freedom from weeds. The low grades are all full of dead seed and trash. You can easily see under the glass that lots of them are not more than half good Clover seed, and lots of the rest is downright calamity, about as dangerous as dynamite.

In one sample lately that was being offered by an implement dealer in a small town at \$8 per bushel, I found two kinds of dodder two of dock, three of thistle (including the dreaded Canada thistle), both kinds of buckhorn, and a lot of weed seed that I don't know and hope I never will know. As a rule, the implement dealers in the small towns are worse offenders, as they are not posted on Clover seed; but many seedsmen who ought to know better are sending out such stuff. It ought to be made a penitentiary offense. I told one seedsman friend of mine that he ought to get 60 days for selling such stuff. But he insisted that the farmers wanted something cheap and he had to give them what they wanted.

If that's the case, all right, but you'll have to go to him for it. I won't sell it. The seed I offer is subject to inspection and test. If it doesn't look good when you get it, ship it back at my expense and you can have your money back. This applies to all kinds of seeds. I have mentioned Clover especially as the most important.

An Index to Weed Seeds

I print above a drawing showing all the more important weed seeds likely to be found in Clover. Refer to it in looking over your samples. Get a microscope and hunt for these in your own Clover seed.



Henry Wallace

## Henry Wallace on Clover

Written especially for Henry Field

If you live anywhere in the corn or spring wheat belt grow clover.

If you wish to maintain the natural fertility of your soil, you must grow Clover or some other leguminous crop as a part of your rotation.

If you wish to get the most out of your corn when fed to live stock, especially to your stock, and to cows giving milk, you should have clover hay to feed with the corn, and the way to get it is to grow it.

If your land is too wet for cultivation, the best kind of Clover to grow is Alsike. If your land is thin and needs fertilizing, the best Clover to grow is Mammoth. If your land is good and you want a meadow, sow common Red Clover and timothy. If you want a pasture, sow the three kinds of Clover named, and in addition blue grass and White Clover.

If your land is so nearly worn out that it will not grow Red Clover or Mammoth Clover, sow Alsike, then put some lime on it, and when the ground gets rich enough sow the common Red Clover.

If you wish a good stand of Clover, you must sow it on a well prepared seed bed, using eight pounds of Red or Mammoth to the acre and four pounds of Alsike.

Be particular in buying your Clover seed; much of it contains very bad weed seeds.

Having secured your seed and prepared the seed bed, sow the Clover and cover it deep enough to secure moisture, but not so deep as to exclude the air. Remember that Clover, like all other seeds, requires heat, moisture and air to germinate.

If you grow winter wheat, sow the Clover as early in the spring as the ground will work, and immediately harrow it in. This will not hurt the wheat. If you want to sow Clover on rye, handle it the same way. If you sow Clover with oats, cultivate in the oats, then sow the Clover and harrow thoroughly. In sections where the soil is rather light, you can sow the Clover seed with oats, but on heavy soil there is danger of covering the Clover too deep.

HENRY WALLACE.

**Clover Farming** By Henry Wallace, editor of Wallace's Farmer. A concise, condensed handbook on Growing Clover for Hay, Seed and Fertility. Price, paper cover, 25c, postpaid. Send order to HENRY FIELD SEED CO.

## About Prices on Clover Seed

At this writing it is impossible to predict the price of clover seed. The crop is still uncertain. Whatever the crop may be, however, we will treat you right on price and will give you a quality you can depend on. Iowa always has good clover seed, if there is any anywhere.

The sooner you buy the better. Write for special prices and samples any time, and I will be glad to try and fix you out. If you don't

want to wait for samples send the order anyway and I will treat you right on prices.

Be sure to state whether you want me to fill according to the amount of money sent, or ship you a certain amount of seed and refund to you or call on you for the balance.

### CLOVER SEED ON APPROVAL

All our Clover seed is shipped subject to your own test and approval, or test by any State Experiment Station, and if not found first-class may be returned to us and the money paid will be refunded. We do not guarantee the crop, we can't do that, but we allow you to be absolutely your own judge as to the purity and quality of the seed.

### DOUBLE SACKING

Clover and alfalfa seed are always double sacked to insure safe arrival.


See the page following this one for probable prices on Clover seed. Of course I cannot guarantee these prices but this will not be very far off either way for the best seed; the only kind we handle.



COMMON IMPURITIES OF CLOVER SEED. DESCRIPTION OF FIGURES.

- 1, bracted plantain; 2, black-seeded plantain; 3, ragweed; 4, ox-eye daisy; 5, red clover seed; 6, catmint; 7, crabgrass; 8, field dodder; 9, sorrel; 10, dog fennel; 11, chickweed; 12, lamb's quarter; 13, green foxtail; 14, prickly sida; 15, vervain; 16, madder; 17, yellow foxtail; 18, clover dodder; 19, healall; 20, yellow trefoil; 21, spurge; 22, curled dock; 23, lady's thumb; 24, buckhorn, rounded face, grooved face shown in 29; 25, mustard; 26, alsike clover; 27, ox-tongue; 28, pigweed; 29, buckhorn; 30, Canada thistle; 31, campion; 32, wild geranium; 33, pepper grass; 34, camomile; 35, mallow.

(Used by courtesy of Wallaces Farmer.)



A field of Iowa Medium Red Clover. The seed grown here is the best in the world.

## CLOVER SEED

Ask for free samples of any kind of clover or grass seed. Small samples free. Large packets for planting 10 cents.

**NOTE**—At the time this book goes to press, prices on this class of seeds are in an unsettled condition. I want to make the lowest possible price to you, so don't depend on the prices given here, but write in for the latest. See special price list following page 64, for prices on all kinds of grass seed. Ask for free samples, too.

We handle none but a fancy grade of Clover seed, and any quotations you may get from us, whether specified or not, are based on the very highest quality.

**Sold Subject to Test.** All our Clover seed, and in fact, all our grass seed, is sold subject to state or national test. If not perfectly satisfactory in every way you may return the seed at our expense, and we will refund the money paid for it.

**Safe Arrival Guaranteed.** We pack Clover seed for shipment in the very best of sacks and generally double-sack it. We guarantee safe arrival in any part of the United States, and will stand good for any loss that may occur in shipping.

**Insist on Tested Seed.** All our clover seed is re-cleaned and sold subject to government test. I advise you most strongly to buy only that grade of seed. If you don't want to buy it of me, you can get it of some other seedsman, but don't take low-grade seed and don't even buy from your neighbor unless the seed is thoroughly re-cleaned and has been examined for weed seeds.

**MEDIUM RED.** This is the most popular of all the Clover family. It is what is commonly called Red Clover, or June Clover, and is the variety grown all over the United States. It grows to perfection here in Iowa, and the seed grown here is the best in the world. It is bright and plump and almost universally free from bad weed seeds of all kinds. We look for a good crop of Clover seed this year and can offer special inducements in the way of prices. Considering the high quality of the seed we offer, we can give you better value than almost any one in the country. It is impossible to tell exactly at this time what the price will be, as at the time this page goes to press the market is very unsettled. Write for free samples and wholesale prices. Prices subject to change. See Blue list.

**MAMMOTH RED CLOVER.** This is a larger, later variety of Clover, somewhat resembling the ordinary medium Red or June Clover. It is much ranker in growth, and for that reason is not suited to rich land or even average good land. It is sometimes of value on thin land where other Clover will not grow. It will also stand extremes of heat, wet or cold better than ordinary Clover. It generally ranges in price about the same as ordinary Clover or from 25 to 50 cts. per bushel higher. Prices subject to change. See Blue list.

**Alsike Clover.** (Swedish Clover). This looks like a hybrid between red and white Clover. It has a bloom somewhat like white Clover but more pink in color; it is especially suited to low, wet land where red Clover will not thrive. It will grow on land that is almost a swamp, and will in time, dry out the land and sweeten it up so that other Clover can be grown on it. It will also grow on thin, sandy land or on stony hillsides where red Clover would not catch. The seed is very small and goes much farther than ordinary Clover. Prices subject to change. See Blue list.

**WHITE CLOVER.** [Dutch Clover]. This is the low, creeping Clover that is used so much on lawns and in lowland pastures. It is the hardiest of all Clovers, will grow anywhere, and is of considerable value, especially in pastures.

**CRIMSON CLOVER.** This is an annual Clover that is used widely in the South and in the eastern states for fall sowing. It cannot be sown in the spring with any hope of success, and is not hardy where peaches do not bear.

**SWEET CLOVER.** There is an increasing demand for sweet clover. I am somewhat in doubt as to its value, but maybe I am too conservative. It is sure a rank grower and is great to plow under. The kind generally used is the *Melilotus Alba* or hardy white sort. There is also the hardy yellow *Melilotus Officinalis*, and the enormal yellow *Melilotus Indica*. I can supply either sort, in good, clean seed. Ask for samples and prices. Price subject to change. See Blue list.

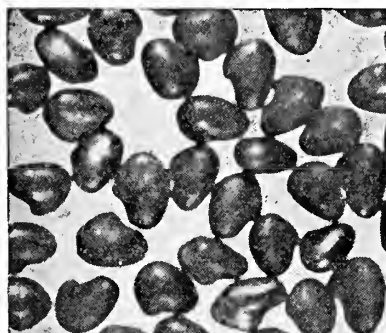
**JAPAN CLOVER.** This is grown in the south, and is not advised anywhere else. We cannot supply it.

**BURR CLOVER.** This is another southern proposition. I do not consider it of any value except where other clovers and alfalfa fail.

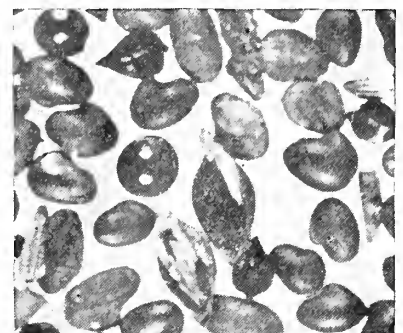
Just send along your order, and we will fill it at the lowest prices we are filling for any one, and write you whether you have sent too much or too little. In ordering, it might be well to say whether you wish us to fill the exact number of bushels you order and refund or call on you for the balance, or whether to fill for amount of money you sent varying the quantity to fit the price.

AMOUNT OF CLOVER TO SOW PER ACRE	
Red Clover alone . . . . .	8 to 12 lbs. per acre
Red Clover with Timothy . . . . .	5 to 8 " " "
Mammoth Clover alone . . . . .	8 to 12 " " "
Mammoth Clover with Timothy . . . . .	5 to 8 " " "
Alsike Clover . . . . .	6 " " "
White Clover . . . . .	5 " " "
Crimson Clover . . . . .	25 " " "
Alfalfa . . . . .	15 to 20 " " "

CLOVER SEED BY MAIL	
Here is about what you can figure on for cost.	
Mammoth Clover . . . . .	35c. per lb. postpaid
Red Clover . . . . .	35c. " " "
White Clover . . . . .	45c. " " "
Alsike Clover . . . . .	35c. " " "
Alfalfa . . . . .	35c. " " "



Pure Clover Seed. Large, plump, even size and no weed seed or trash.



Trashy Clover Seed, full of all kinds of weed seeds and miscellaneous calamity

See special price list opposite page 64.

## Other Grass Seed



Red Top

**NOTE.**—At the time this book goes to press, prices are in a very unsettled condition. I want to make the lowest possible price to you, so don't depend much on prices given here, but write in and ask for the latest. On all varieties of Grass seed, I follow the same policy I do on clover and alfalfa, and handle nothing but a guaranteed or fancy grade. It is all sold subject to State or National test, and is the very best it is possible to procure.

**Timothy.** There is lots of Timothy seed grown here, and just east of us they raise thousands of acres, so we are in good shape to supply you seed. We reclean it and grade it up carefully and give you the strictly fancy article. We guarantee it free from Red Top and free from dangerous weeds. Probable price about \$3.00 per bushel. Price subject to change.

**Timothy Alsike Mixture.** A great deal of Alsike is grown mixed with Timothy. The seed being the same size it is impossible to separate the two, so the seed is sold mixed that way. It is just right to sow for a mixed meadow, and is much cheaper than buying the two separately and mixing them. It generally runs about two parts Timothy to one part Alsike, but different lots will show different proportions of the two. It is the natural mixture, and if we had to buy the two varieties separately and mix them, it would cost much more. Probable price 14cts. per lb. Price subject to change.

**Kentucky Blue Grass.** This is the best natural pasture grass known. It makes a thick, luxuriant growth that is good from early spring to late fall. This seems to be a natural Blue Grass country here, and the seed grown in this region is the very finest. We also get considerable quantities of the seed direct from the growers in Kentucky. The seed used to be sold always in the chaff, but cleaning machinery has been perfected now so that it is cleaned to solid seed. The standard weight is still fourteen pounds per bushel, but the seed is really heavier than that, so it is generally sold by the pound. Price, subject to change, 20c per lb., \$2.80 per bus.

**Red Top.** A splendid grass for low, wet land. Some of my neighbors who have river-bottom land subject to overflow make a mixture of Red Top, Alsike and Blue Grass and get splendid pasture with it. It is also good for sowing in new timber pasture or on thin hillsides. If you have good, strong land that will grow Timothy and Clover, don't bother with Red Top, but if you have land where it is hard to get a stand of Timothy or Clover, then by all means use Red Top. Price, subject to change, 20 cts. per lb.

**Orchard Grass.** A valuable Grass for pasture on hay land and especially good in new timber pasture. It furnishes the first green bite in the spring and the last in the fall. Well suited to shady places, such as orchards and groves. Sow fourteen pounds per acre. Price, subject to change, \$3 per bu. (14 lbs.)

**Canadian Blue Grass.** Somewhat similar to Kentucky Blue Grass, but smaller and growing closer to the ground. Valuable in thin, stony land and for mixing with other Grasses for a permanent pasture. Price subject to change.

**Miscellaneous Grasses.** The miscellaneous varieties of Grasses I have so little call for that I do not always have them in stock, but can quote special prices on them if you want them and can procure them for you at any time.

Tall Meadow Oat Grass, Sweet Vernal, Creeping Bent Grass, Meadow Foxtail, Red Fescue, Sheep Fescue, Water Fescue, Crested Dogtail, English Rye Grass, Italian Rye Grass, Wood Meadow Grass, Meadow Soft Grass, Hard Fescue.

**Grass Seed by Mail.** Small quantities of the leading varieties of Grass seed by mail or prepaid express at about the following prices: Timothy, 20 cts. per lb.; Red Top, 25 cts. per lb.; Blue Grass, 35 cts. per lb.; Orchard Grass, 35 cts. per lb.; English Blue Grass, 35 cts. per lb.; Miscellaneous Grasses, 20 cts. to 40 cts. per lb.

## Pasture and Meadow Mixtures

Most of our western farmers have not yet learned that pastures or meadows of mixed grass are far superior to clover or Timothy alone. For either pasture or hay, best results are obtained from the use of grass seed in mixture. A number of species of Grass will insure a much denser growth than the same amount of seed of one or two kinds alone and prove less exhausting to the soil, as different Grasses require different elements for their growth. With a number of varieties you have a chance for a crop in any kind of season. I have studied the matter carefully and I believe I can fix you out with a mixture that will suit your conditions and do you some good.

**Permanent Meadow Mixture.** Will make the best quality of hay, as the mixture contains such grasses as produce heavy growth and mature together. This mixture is one we send out for medium or average soils. If your soil is extra rich and strong, or especially wet, or thin or gravelly, or in some way different from ordinary soils, let us know the conditions and we will vary the mixture to suit your requirements. Sow about twenty pounds per acre or in re-working an old meadow, use half this amount. Price, subject to change, 100 lbs. or over, 13 cts. per lb., less amounts at 14 cts. per lb.

**Permanent Pasture Mixture.** Selected with a view to giving a succession of grasses coming on constantly from early spring through the dry summer weather and through the fall. It is permanent and keeps improving year after year. For new seeding use 20 lbs. per acre, or for re-seeding an old pasture about 10 lbs. per acre. Contains Blue Grass, Meadow Fescue, Orchard Grass, Alsike, White and Red Clover, Timothy and small amounts of other grasses. Price, subject to change, 100 lbs. or over, 13 cts. per lb., less amounts at 14 cts. per lb.

**Special Low Land Pasture Mixtures.** This mixture is intended especially for low, wet or overflow land, where it is hard to get a stand of clover and Timothy. It is made up mostly of all the varieties of clover and grass that succeed best in low, moist land. Sow 15 lbs. per acre for new seeding or less amount for re-seeding. Price, subject to change, 100 lbs. or over, 13 cts. per lb., less amounts 14 cts. per lb.

**Quick-Action Hog Pasture.** Not permanent, but intended for quick results, where you wish to get lots of green feed as soon as possible for hogs or calves, or where you have odd lots of ground which you wish to put to use. Contains Barley, Field Peas, Rape and such quick-coming annuals as will make luxuriant growth in from six to eight weeks. Can be sown very early in the spring and will be ready for pasture by the middle of May. For use later in the season, especially for sowing in July and August for fall pasture, we vary the mixture, using more cowpeas and soybeans and sorghum. Price, subject to change, 100 lbs. or over, 4½ cts. per lb., less amounts 5 cts. per lb.

## Lawn Grass Seed

There is a great demand for a good, reliable, ready mixed brand of lawn grass seed, for almost every one wants a nice lawn and sodding is generally too expensive. A good velvety lawn can be secured easily and quickly from seed if the ground is in good condition and good seed is used. It should be sowed very early in the spring, very thickly; about a quart to each 200 square feet. Cover lightly by raking it in and if the weather turns dry, keep well sprinkled till the grass gets a good foothold. I make a mixture of the best grasses for the purpose in a proportion that will keep a good stand of grass all through the summer. The basis of the mixture is the best grade of Blue Grass, but I have added several other sorts that help it out immensely. 20 lbs. make a bushel and will seed a space about 60 by 100 feet. Price, by mail postpaid, 30 cts. per qt.; 20 cts. per pt. By freight or express, 20 cts. per qt., \$1.35 per peck, \$5 per bu. Our seed is cleaned and solid and weighs 20 lbs. to the bushel.

## Microscope for Examining Grass Seed

Examine your own seed. This is the same kind of microscope we use in the different departments here at the seed house for examining small seed. It is the old-fashioned, three-legged kind, which is the most satisfactory kind for every day use that we have ever found. It is double lens and high power. Price, 50 cts. each, postpaid.



A Farm Lawn Seeded With Our Lawn Grass Seed

# Miscellaneous Farm Seeds

SEE BLUE PAGE FOLLOWING PAGE 64 FOR PRICES

NOTE.—Prices on all farm seeds are subject to change. Small samples of any kind of farm seeds free. Large packages of any kind of field seeds for trial planting, 2 to 4 oz., 10 cts. postpaid. Prices quoted here are merely probable prices.

## Millet

**True German.** This is the Millet that has enormous big heads and wide leaves. It is the rankest of all Millets and makes lots of feed either as hay or grain. Can be sown as late as July in this latitude, and on that account is valuable where other crops have been washed out and lost. Price, subject to change, pk. 50c,  $\frac{1}{2}$  bu. 85c, bu. \$1.70.

**Fodder.** This is common or mixed Millet, such as is grown everywhere for hay or fodder purposes. It is not so valuable as the pure German for seed purposes, but for hay or feed there is very little difference. Price, subject to change, \$1.60 per bu.

## Broom Corn

We are getting from a Broom-Corn grower in Oklahoma some very fine seed. This man makes a specialty of pure, high-grade strains of Broom Corn, and I am sure you will be pleased with this seed. We have two varieties, the **Improved Evergreen**, which is the standard variety grown largely in Kansas and Oklahoma, and the **Dwarf**, which is earlier and better adapted to thin land. Price, either variety, 15 cts. per lb. or by mail 25 cts. per lb. Ask for special prices on large lots.

## Field Vetch --- Winter or Hairy Vetch

Valuable as a soil renovator on very thin land and as a pasture crop. Somewhat similar to pea vines, but much finer and more wiry in growth, and so hardy that it will live out over winter. Does best sown in the fall like winter rye, when it makes a good cover crop for winter and good pasture for spring, enriches the soil like clover when plowed under. Sow at the rate of 30 lbs. per acre broadcast or drilled either alone or with equal amount of rye. Price, 50 lbs. or over at 14 cts. per lb., less amounts 15 cts. By mail, postpaid, large package 10c, 25c per lb. Price subject to change.

## Dwarf Essex Rape

An annual plant of the cabbage family, grows very quickly in any weather and makes a big loose bunch of leaves, somewhat like cabbage leaves, but long and narrow; grows all summer without going to seed. When eaten off it sprouts up from near the ground. Hard freezing kills it. All kinds of stock eat it readily and thrive on it, but I consider it most valuable for hogs, especially young stock. Broadcast, 5 lbs. per acre on well-prepared land, early in the spring, and after it gets started it will keep a dozen shoats all summer without other feed. Price, 5 lbs. for 50 cts., 10 lbs. for 80 cts., 100 lbs. for \$7.50. Small amounts by mail, add 8 cts. per lb. extra to cover postage. Price subject to change.

## Short Orange Cane

A Special Sorghum Cane for Syrup Purposes

The Cane that is grown for fodder will not do for syrup purposes, and it is generally more or less mixed. It has not had any special selection and has been grown more with an eye to fodder than to good qualities for syrup making. There is a man up in Eastern Iowa who makes the best Sorghum syrup I ever tasted. I have been at him for a couple of years for seed, and have secured a supply from him for this coming year. Here is what he says about the variety, which he calls "Short Orange."

"I have planted this for Sorghum purposes for the last three years and find it far ahead of any other variety. It is a vigorous grower, good-sized stalks, not overly tall, but just about right to handle nicely. Makes clear red sorghum, and the beauty of it is I have never had it blown down while others all around it went down, and the best of it is, it is from ten days to two weeks, anyway that much, ahead of any of the earliest around here, and that much time means something. It is very sweet and makes a large yield of syrup. I will do the best I can to get absolutely pure seed for you and in the best of condition. I will go through at heading time and select the seed for you, clipping out and throwing away the foreign heads, if any."

Now this tells exactly what this variety is like. I believe it is by far the best syrup variety grown. The seed will be saved with special care and will practically all grow. Five to seven pounds will plant an acre, and the grower claims that it will make 200 gallons of sorghum to the acre. Price, 30 cts. per lb. postpaid; larger lots by express or freight at 20 cts. per lb., 75 cts. for five pounds; 10 lbs. or over at 10 cts. per lb.

## Early Rose Syrup Cane

This is another highly bred variety of cane for syrup-making. It is different from Short Orange in being of the Amber type rather than

the Orange. The grower who has this variety made 87 gallons of syrup last year from  $\frac{1}{4}$  acre. The seed is strictly pure, hand-threshed from selected heads. Price same as for Short Orange.

## Speltz, or Emmer---Spring

Grows like wheat, but yields like oats. Used for feed for all kinds of stock. Bu. \$1, 2 bu. or over, 90 cts. per bu., special price on large lots. Price subject to change.

## Wheat

**Spring.** This is a very fine strain of spring Wheat grown here, which is considered here the best of any. It is a hard, red wheat, in appearance like the Turkey Red Winter Wheat. It yields well, stands up well, and is good in every way. Bu. \$1.50, 2 bu. or over, \$1.40 per bu. Subject to change.

**Winter.** This part of Iowa is celebrated for its fine winter Wheat. The yield here is enormous. We grow practically all one variety, Turkey Red, we have a splendid strain of it. When the time of year comes for seeding fall Wheat, we would be glad to make you special prices on Turkey Red, Malakof or other varieties.

## Rye

**White Winter.** The standard variety of winter rye. Fine seed. Bu. \$1.25,  $\frac{1}{2}$  bu. 65c, pk. 35c. Ask for special price on large lots. Price subject to change.

## Buckwheat

This is very valuable for use on ground that cannot be seeded until late in the summer, as it can be sown as late as July 1, and still make a good crop. We can furnish as follows: **Silver Hull**, \$1.65 per bu., **Improved Japanese**, \$1.75 per bu. Subject to change.

## Miscellaneous

**Barley.** While we do not make a specialty of Barley, we can generally furnish either bearded or beardless at usual prices. Look on the blue list for latest prices.

**Oats.** We can supply first class seed of the leading varieties of Oats at reasonable prices. See page 74.

**Spring Vetch.** This is different from the Hairy or Winter Vetch, as it can be sown only in the spring very early and is not hardy for fall sowing, except on the Pacific Coast or in the extreme South. In those regions it is used as a Winter Vetch. I do not advise it for use anywhere in the Cornbelt. It is sometimes used as a spring sown crop in the extreme North.

**Artichokes.** We do not consider them of any value whatever. Better leave them alone.

**Dasheen.** This new crop is adapted only for the semi-tropical regions of the extreme South. Try some Florida seedsman for it.

**Johnson Grass.** A pest in most parts of the South, but grown as a crop in some places. It is a dwarf perennial Sorghum, stands dry weather well and will grow on any soil, no matter how thin, spreads by underground root stalks. Better let it alone.

**Bermuda Grass.** A valuable pasture grass for the South, as it stands hot, dry weather better than any other grass. Bad to spread and practically impossible to control. Don't plant it unless you are sure you have it where you want it to stay.

**Pumpkins. Field or Cow.** The big yellow kind that is grown so much in the corn fields. Price, 20 cts. per lb., 6 lbs. for \$1, not prepaid.

**Pumpkins. Sweet.** This is the large, flat, buff-colored Pumpkin, which is valuable for either stock feed or house use. Price, lb. 30 cts., 6 lbs. \$1.50, not prepaid.

**Stock Beets or Mangels.** Much grown for cattle, sheep and hogs. Use 8 to 10 lbs. per acre. 45 cts. per lb.

**Sunflower.** Valuable to grow for chicken feed. Each plant makes a big head often a foot across. Plant and tend like corn and they will yield about the same. Price, 10 cts. per lb., large lots at 8c.

**Stock Carrots.** Very valuable for stock feed. Will yield 15 to 20 tons per acre with good culture. 80 cts. per lb.

# MISCELLANEOUS FARM SEEDS

SEE NEXT PAGE FOR PRICES.

Note.—Prices on all farm seeds are subject to change. Small quantities of any kind of farm seeds free. Large packages of any kind of field seeds for trial planting, 2 to 4 oz., 10 cts. postpaid. Prices subject to 10 days acceptance.

## FODDER CANE - - *Sorghum*

Most of the farmers of the West are getting well posted on the value and uses of cane, but the East has yet much to learn about it. Here, in condensed form, are the points regarding Cane: Produces from three to eight tons (cured) per acre of valuable feed for horses and cattle; may be grown anywhere from Manitoba to Mexico; will withstand drouth and unfavorable conditions that would kill most fodder crops, principally grown for winter supply of forage, but may be used green for ensilage or for feeding as green feed. In this way can be made the chief food of horses and cattle from August to May. Furnishes excellent pasture for hogs from June to frost; the seed is excellent for poultry and will increase egg production; dairymen will find it of exceptional value as feed for milk cows, as it will grow thrifty and green in weather so dry that would ruin Corn or ordinary crops. Cane can be cut two or three times in the summer if cut before it gets headed out; and in that form makes splendid hay. The variety used for fodder is slightly different from the special variety that is used for syrup purposes, as the stalks are more slender and more easily cured. Price subject to change. See next page.



Fodder Cane

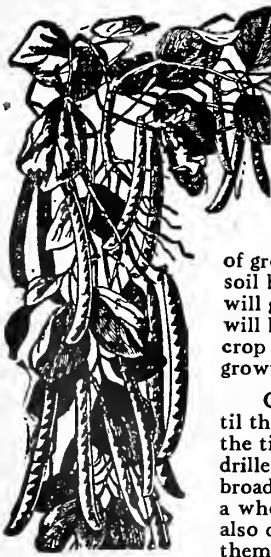
N. B. I have no good photo of Fodder Cane, but this picture is correct, except that it should show only one head to the stalk instead of three. I believe this picture is a "nature faker" in that respect.

## KAFFIR CORN

The great fodder crop of western Kansas and Nebraska, valuable for both fodder and grain. In regions so dry that corn cannot be grown at all, Kaffir Corn will make a yield of 30 or 40 bushels per acre of seed, equal to corn in feeding qualities, besides a large amount of first-class fodder—better than the best corn fodder and almost equal to cane. This grain is especially valuable for fowls, as it is a convenient size for feeding and seems to be just the right quality. It can be sown broadcast at 75 lbs. per acre, or drilled in like corn, using about 5 or 10 lbs. per acre. Price subject to change. See next page.

## CANADIAN FIELD PEAS

This is the variety of Peas grown so extensively in the North and Northwest as a field crop. They are somewhat similar to the ordinary garden pea, but make longer vines and more pods. They should be sown very early in the spring either alone or with oats or barley at the rate of from one to two bushels per acre. They may be cut and cured for hay or let ripen and threshed like small grain. They do not do well sown late in the season, as they grow only in cool weather. Price subject to change. See next page.



Cowpeas.

## COWPEAS.

These are not at all like the Canadian or Northern Field Peas, but are intended for summer and fall use, as they do best in hot weather. They are the kind grown so much in the South, where they take the place that clover does in the North. They can be grown anywhere in the corn-belt fully as successfully as they can in the South. You not only get a quick crop of green feed or hay, but the roots enrich the soil by gathering nitrogen as clover does. They will grow on any soil, no matter how thin, and will bring it up into shape quicker than any crop you can grow. They will make a fine growth where clover would be an utter failure.

Culture—Cowpeas should not be sown until the ground is thoroughly warm, say about the time corn is coming up. They should be drilled, as they do much better that way than broadcast. I have sometimes drilled them with a wheat drill, using one bushel per acre. I have also drilled them with a corn planter leaving them either full corn-row width or straddling the rows and making the rows closer together.

## COWPEAS---Continued

In this way you use from a peck to a half bushel per acre. They can be grown for hay or green feed, or can be plowed under for green manuring. I have tried every variety I could hear of and have decided that for the corn-belt the Whippoorwill and New Era are the two best varieties.

**Whippoorwill.** Is a medium early sort, making a rather stocky, heavy growth of vine with a large amount of seed. It is probably the best general purpose variety grown. Seeds are speckled brown in color. Price subject to change. See next page.

**New Era.** The earliest variety and the quickest to make heavy growth. They are bushy in form, rather than trailing, and will just about meet across a 3-foot row. For the northern part of the corn-belt and for quick results anywhere they are the best variety to grow, making heavy yield of seed and a fine quality for hay. Price subject to change. See next page.

**Mixed.** Many farmers, especially in the South, prefer to grow the Cowpeas mixed, several varieties together, as they claim they get better average results one season with another. A great deal of the seed we get is harvested from these mixed fields and we have to sell it that way. Price subject to change. See next page.

## Small Amounts of Cowpeas and Soy Beans by Mail

I want every farmer to try at least a few Cowpeas and Soy Beans, so I will send small amounts by mail, postpaid, as follows: Large package, 10c, lb. 25c, 3 lb. for 60c.

## CAUTION REGARDING COWPEAS

Be sure to say whether you want the Northern (Canadian Field) Peas, or the Southern Cowpeas. The Canadian Peas are a cool-weather crop and should be sown early. They are the ones to sow with oats. The Cowpeas are a hot-weather crop, will not grow early or in cool weather, but make wonderful growth in hot, dry, weather. Say which you want.

## SOY BEANS

### Soja Beans

Somewhat similar to Cowpeas, but make a stout, erect bush instead of a vine. It is also earlier and hardier than Cowpeas. Can be sown earlier and will succeed under more adverse conditions. They are grown as a forage crop and as a soil renovator. They can be used as green feed, cured for hay, or cut for a seed crop, and they are very valuable either way. Those who are interested should write to the Department of Agriculture, Washington, D. C., for Farmers' Bulletin No. 58, which tells all about them. Price subject to change. See next page.



Soy Beans

## The Cyclone Seeder

This is the best seeder made at any price. It is roomy, strong, works evenly and will sow any kind of seeds any desired thickness. It is fully guaranteed, and if not perfectly satisfactory may be returned at our expense. Price, \$1.50 net f. o. b. here. If wanted by Parcel Post add postage for 5 lbs.



## Little Wonder Broadcast Seeder

This is the first and only really good seeder sold at a dollar. It does fine work and is almost indispensable to any farmer who has much seeding to do. It will sow any kind of seed and sow it evenly. Price, \$1 net f. o. b. here. If wanted by Parcel Post add postage for 4 lbs.

# Wholesale Net Prices For January, 1914

Good to Jan. 31st, 1914

on Clover, Alfalfa and other Grass and Field Seeds Which Fluctuate in Price

Address all orders to Henry Field Seed Co., Shenandoah, Iowa.

**Time Limit.** Note that these prices are good only till Jan. 31st, 1914, and if you do not buy in that time you should write for new prices.

These prices are F. O. B. Shenandoah, customer to pay the freight. If you want delivered prices we will make a special estimate for you on request.

No extra charge for sacks. All seeds are sold "sacks weighed in." Remember this when comparing prices.

Prices are strictly net, spot cash, and no discount.

Safe arrival guaranteed. Clover and alfalfa seed are generally double sacked, and everything is well packed. We guarantee that all seeds will reach you in good order.

Sold on approval. These seeds are priced and sold on the understanding that if not found perfectly satisfactory they may be returned at our expense and your money will be refunded. You can be the judge of quality.

One grade only. We quote on one grade only, the highest possible grade. We do not believe in low grades, and do not wish to encourage the use of them. Good seed is cheapest in the long run.

Subject to inspection. Any seeds (especially clover, alfalfa, and grass seed) purchased from us may be submitted to any State or National experiment station for test and inspection and if they do not report the seed first class it may be returned at our expense and your money will be refunded.

Reference. First National Bank of Shenandoah, Iowa.

Free Samples. We will gladly send free samples of any kind of seed quoted here.

Subject to sale. All prices are subject to stock being unsold on receipt of order.

Iowa grown. Wherever possible these seeds are Iowa grown. On special inquiry will gladly tell you where the seed is procured if not Iowa grown.

Tested seed. All seed offered here is first tested by us for germination and purity in so far as is practicable. We do not intentionally offer any seed that does not show high test for purity and growth. On most seeds we also get U. S. and State tests to verify our own.

Order early. When you are ready for the seed you will want it mighty quick. Better order early and have the seed ready. Freight blockades and delays sometimes make lots of trouble for us and for those who order late. Besides, prices are sure to advance as the planting time draws near.

Clover	(60 lbs. per Bu.)	Per Bu.
Medium		\$11 00
Mammoth Red		11 50
Alsike		13 20
White		24 00
Crimson		6 00
<b>Timothy</b>	<b>(45 lbs. per Bu.)</b>	
Home grown		3 00
<b>Timothy and Clover Mixed</b>	<b>(50 lbs. per Bu.) About 30 per cent Clover.</b>	
Timothy-Alsike Mixture		6 00
Timothy-Red Clover mixture		5 00
<b>Alfalfa</b>	<b>(60 lbs. per Bu.)</b>	
Northern grown non-irrigated		9 00
<b>Sweet Clover</b>	<b>60 lbs. per bu.</b>	
Yellow Bloom		09
White Bloom (Hulled)		25
" (Unhulled)		20
<b>Blue grass</b>	<b>(14 lbs. per Bu.)</b>	
Kentucky		18
English		16
Canadian		16
<b>Orchard grass</b>	<b>(14 lbs. per bu.)</b>	18
<b>Vetch</b>		<b>Per lb.</b>
Spring or Summer		08
Sand or Winter		12
<b>Red Top or Herds Grass</b>		
Solid Re-cleaned Seed		26
Unhulled Seed		15
<b>Millet</b>	<b>(50 lbs. per bu.)</b>	<b>Per bu.</b>
German		\$1.75
Fodder		1.60

Grass Seed Mixtures	Per lb.
Permanent Meadow Mix	13
Permanent Pasture Mix	13
Lowland Pasture Mix	13
Quick Action Hog Pasture	4 1/2
Lawn Grass Mixture	25
Timothy-Alsike mixture	12
Timothy-Red Clover mixture	10
<b>Fodder Cane</b>	<b>(50 lbs. per bu.) Per bu.</b>
Amber type	\$2.00
Orange type	2.00
<b>Kaffir Corn</b>	<b>(56 lbs. per bu.) Per bu.</b>
White for fodder	2.00
<b>High Grade Sorghums, Kaffirs, etc.</b>	
Most of these can be supplied either shelled or in the head. <b>Per lb.</b>	
Short Orange Syrup Cane	.10
Early Rose Syrup Cane	.10
Silver Tip Syrup Cane	.10
White Kaffir (Pedigreed)	.10
Broom Corn, Evergreen	.10
" Dwarf	.10
Milo Maize, Dwarf	.10
Red Kaffir	.10
Feterita	.10
Shallu	.10
<b>Wheat</b>	<b>Per bu.</b>
Spring (home grown)	\$1.40
Spring (Marquis)	1.75
<b>Buckwheat</b>	
Japanese	1.75
Silverhull	1.65
<b>Barley</b>	
Beardless	1.50

Oats	Per bu.
Kherson (Home grown)	.90
Swedish Select (Home grown)	.90
" " (Canadian grown)	1.25
Cow Peas	3.50
Soy Beans	3.50
Canada Field Peas	3.00
<b>Rye</b>	<b>Per bu.</b>
White Winter	1 25
<b>Rape</b>	<b>Per 100 lbs.</b>
Dwarf Essex	7 50
(Less than 50 lbs. at 8c)	
<b>Seed Potatoes</b>	<b>For Spring Shipment Per Bu.</b>
Early Ohio	1.90
Banner	1.90
Extra Early Waubonsie	2.50
<b>Onion Sets</b>	<b>For Spring Shipment Per bu.</b>
Yellow	3.00
Red	3.00
White	3.25
<b>Grass Seeder</b>	
The Cyclone	1 50
Little Wonder	1 00
<b>Strawberry Plants</b>	Ask for special prices
<b>Asparagus Plants</b>	Ask for special prices
<b>Rhubarb Plants</b>	Ask for special prices
<b>Alfalfa Dirt</b>	
Dirt from an old alfalfa field for inoculating	
Per 100 pound sack	1 00

## Shall We Fill Exact Amount Ordered Or According To Money Sent?

There is always trouble about people who order on an advancing market, from price lists which have expired. We will stick to the time limit as given at the top of this sheet, but after the time has expired, new prices, higher or lower, as the case may be, will govern. In that case, we will send you the amount of seed the money sent will pay for, unless you instruct otherwise.

So when you order, be sure and specify whether we are to fill for the amount of money sent, or ship exact amount ordered—difference in price, if any, to be adjusted afterward.

But you can always avoid trouble of this kind by ordering inside the time limit given above.

### What About Inoculation?

Really you musn't worry too much about it, nor take it too seriously. Of course there is something to it, but not nearly so much as some people would lead you to believe.

It is more than likely that what your land needs is drainage, and lime, and fertility, rather than inoculation. If your land is wet or sour or hardpan, all the inoculation on earth won't make it raise clover or alfalfa. If it is well drained and sweet and limed and well worked and fairly fertile, the chances are you can grow clover and alfalfa without inoculation.

If you want to try it, the surest and best way is to use dirt from an old field of the crop you want to grow. Clover for clover and alfalfa for alfalfa. Spread it thin and harrow it in with the seed. Exposure to air and sun kill the bacteria very quickly, so it must be harrowed in at once.

As to the chemical cultures which are being so widely advertised with more or less extravagant claims, I am personally rather doubtful of their value. I never thought enough of them to list any of them for sale to my customers, although I have been repeatedly solicited and offered all kinds of profits on them

H. F.

# Price List of Seed Corn for 1914

79

These prices good to March 1st, 1914, when the new prices will appear—probably higher.

## What is Seed Corn Worth?

It all depends on the Seed Corn. The best bargain I ever got in Seed Corn was my start of Cornplanter Corn which cost me \$14 a bushel. And the most expensive lot I ever knew of was some a neighbor bought at a sale for 50 cents a bushel. It cost him about 200 bushels in yield for every bushel he planted. Of course, both of these cases are extreme, but I do believe that if a man can get Seed Corn that is better than what he has, and will increase the yield of his Corn five to ten bushels to the acre, it is cheap at any where from \$3 to \$5 a bushel. The price is the last thing to look at if you get the kind of corn you want. I know that the Seed Corn I send you will be worth the money. If it don't look like your money's worth, we trade back.

Your check is good.—I like to get personal checks. If you have the money to back it, the check is as good as a draft. Saves a trip to town for you, and I like to deal with folks who have a bank account.

Extra-selected seed, butted and tipped by hand, shelled and graded and hand picked, tested before shipping and test marked on each sack. Prices f. o. b. here.

Standard Varieties	10 bu. Per bu.	5 bu. Per bu.	2 bu. Per bu.	Bu.	1/2-bu.	Pk.	Gal.
Shenandoah Yellow	3 00	3 10	3 15	3 25	1 70	90	50
White Elephant	3 00	3 10	3 15	3 25	1 70	90	50
Acid's Yellow Dent	2 75	2 85	2 90	3 00	1 60	85	45
Boone County White	2 75	2 85	2 90	3 00	1 60	85	45
Shenandoah Special	2 75	2 85	2 90	3 00	1 60	85	45
Improved Calico				3 00	1 60	85	45
Cornplanter	3 00	3 10	3 15	3 25	1 70	90	50
Iowa Silvermine	2 75	2 85	2 90	3 00	1 60	85	45
White Imperial (red cob)	2 75	2 85	2 90	3 00	1 60	85	45
<b>Early Corn—80 to 90 days</b>							
Pride of the North	2 75	2 85	2 90	3 00	1 60	85	45
Silver King	3 00	3 10	3 15	3 25	1 70	90	50
Minnesota No. 13	2 75	2 85	2 90	3 00	1 60	85	45
Extra Early White Dent	2 50	2 60	2 65	2 75	1 40	75	40
Red-90-day	2 50	2 60	2 65	2 75	1 40	75	40
Flint or Yankee Corn	2 50	2 60	2 65	2 75	1 40	75	40
Evergreen Sweet Corn				3 50	1 85	95	55
<b>Fodder and Ensilage Corn</b>							
Mammoth White Ensilage	1 50	1 50	1 50	1 60	85	50	30
Leaming Ensilage	1 50	1 50	1 50	1 60	85	50	30
Evergreen Fodder Sweet Corn	1 90	1 90	1 90	2 00	1 10	60	35
Early Fodder Sweet Corn	1 90	1 90	1 90	2 00	1 10	60	35
Fodder Flint Corn	1 90	1 90	1 90	2 00	1 10	60	35
Early Dent Fodder Corn	1 90	1 90	1 90	2 00	1 10	60	35

## Ear Seed Corn

In quantities of one bushel or over, we will furnish ear Corn at the same price as shelled corn. The prices above are on the very best possible quality of seed, shelled, graded and packed, ready for use in the planter. We can furnish the same corn in the ear at the same price. You will have the satisfaction of seeing it on the ear, but you will lose the shrink. It will cost you more freight and there is always some loss in shipping. It is absolutely the same quality in every way as the shelled Corn and we see no reason for making any difference in price. The ear Corn will be shipped in sacks the same as shelled Corn, unless otherwise specified. If you want it packed in boxes, add 25c per bushel, the actual cost of boxes. Remember, we cannot sell ear Corn except in even bushels.

Seed Corn by Mail. Single ear, any variety, each 25 cts., post-paid. Shelled seed, large packet, 10 cts.; pound, 20 cts.; 3 pounds, one variety, 50 cts. These prices apply to all varieties.

Special Prepaid Offer. An Acre for \$1. I will send 8 pounds of seed Corn, sufficient to plant one acre, any variety, for \$1, and will pay the express or parcel post charges to any express office in the United States, except to west of the Rocky Mountains. For those states add 20 cents extra charges. This will give you an acre of good corn and a good start of pure seed. Safe arrival guaranteed and all charges prepaid. This offer applies to 8 pounds of all one variety only. If you wish it divided into different varieties, figure at the prices given under "Seed Corn by Mail."

About Large Lots. The prices given in the table of prices apply to lots up to 20 bushels. On larger lots I can sometimes make special prices and would be pleased to have you write me about it. We have a big supply of the very best of seed this year, and we will probably be in a position to make favorable prices to large buyers and farmers' clubs. It won't cost you much to write and ask, any way.

Grading. The grains, in all varieties except fodder corns, are graded to 1-5 inch in thickness and either 20-64, 22-64, or 24-64 in width, according to variety. Absolutely no butt or tip or uneven grains in our Corn.

Guarantee on Seed Corn. Of course I can't guarantee you a crop, for I can't be there to plant it and tend it, but you can take the seed home and examine it and test it and call in the neighbors, and if you feel that you have been beat, you can have your money back. That's

fair. All I ask is, that you give me a fair shake on the deal and I will leave matters in your hands.

All seed Corn is sold subject to your own test and approval, and if not satisfactory may be returned any time within ten days after arrival and your money will be refunded. We do not and cannot guarantee the stand or the crop. When you begin to plant, our guarantee ends.

Safe Arrival Guaranteed. We guarantee safe arrival of seed Corn to you, and in any case any shipment arrives short or damaged, we will upon receiving proper proofs from you for filing freight claim, make good the loss to you, either by refilling or refunding, and collect the loss from the railroad.

How to Send Money. You can send money any way you please, only it is not safe to send loose silver, and loose stamps are an aggravation. The silver is almost sure to break through the envelope, unless well wrapped. If it is packed in a pasteboard card or sewed up in cloth, it is generally all right. We guarantee safe receipt of money by money order, draft, check or registered letter. Paper money in registered letter is all right. Personal checks are welcome.

## Certified Corn---Every Ear Tested

We can fill a limited number of orders, in all varieties, for "single ear tested seed." That is, we test each ear separately, taking out six grains, sprouting them, and saving only the ears that show a good, strong sprout on each of the six grains tested.

This, of course, means lots of work on our part, hard, tedious, careful work. But it also means 100 per cent seed corn, and that is certainly worth having.

We sell this single ear tested seed corn, either ear or shelled, with the guarantee that six grains from each ear have been tested, and that no corn is shipped that does not show a good strong sprout in three to five days from every grain tested. It should show a 100 per cent test for you, and if it does not you may return it and have every cent of your money back.

Price, \$5 per bushel, either in the ear or shelled and graded. The ear Corn we do not ship in lots of less than one bushel, but the shelled seed may be had in smaller amounts at a slightly higher rate. The ear Corn will be boxed, the shelled seed double-sacked.

These Prices Good to March 1st, 1914. Subject to Change After That.

## Freight Rates on Seed Corn

Freight on seed Corn is very reasonable. This table gives the through rate per 100 pounds on seed Corn from Shenandoah at this date. It will vary some, but this is approximately correct. Remember, however, that the minimum charge is for 100 pounds; so 50 pounds would cost as much as 100 pounds, and one bushel would cost about as much freight as two bushels.

Indiana	Nebraska	Oklahoma	Illinois
Evansville . . . . . \$0 44.5	Lincoln . . . . . \$0 24.1	Ardmore . . . . . \$0 96	Rock Island . . . . . \$0 27
Indianapolis . . . . . 46.5	Hastings . . . . . 39.1	S. McAllister . . . . . 69	Peoria . . . . . 29.5
Vincennes . . . . . 37.5	Kearney . . . . . 46.1	Guthrie . . . . . 82	Chicago . . . . . 32
Iowa	New York	Texas	Arkansas
Carroll . . . . . 18	Albany . . . . . 66	Dallas . . . . . 1 09	Ft. Smith . . . . . 66
Cedar Rapids . . . . . 19	Buffalo . . . . . 53	San Antonio . . . . . 1 09	Little Rock . . . . . 65
Davenport . . . . . 27	Ohio	Ft. Worth . . . . . 1 09	Pine Bluff . . . . . 65
Kansas	Cincinnati . . . . . 44	Missouri	South Dakota
Atchison . . . . . 23	Columbus . . . . . 48	Kansas City . . . . . 23	Aberdeen . . . . . 51
Topeka . . . . . 30	Dayton . . . . . 44	St. Joseph . . . . . 15	Sioux Falls . . . . . 32
Wichita . . . . . 59	Zanesville . . . . . 43	St. Louis . . . . . 27	Rapid City . . . . . 85



# The Seed Corn Business

I wish I could make you understand how we handle the seed Corn business and how much pains we take to try and get the seed Corn out in the very best possible way. The only real certain way to get you to understand it would be to have you come here and see for yourself. There would be no question about it then. I do not believe there was ever a man who came here looking for seed Corn who went away without buying, if he really had any notion of buying. Lots of local farmers living near me come to me for their seed Corn every year instead of saving their own. That will give you some idea of what the people think who absolutely know all about my business.

I wish you—everyone of you—could come here and go through the Seed House yourself. I would be mighty glad to take the time to show you through and show you everything in the building. You would understand then what we are trying to do better than I can possibly tell you.

I have been in the seed Corn business for a great many years, and I expect to sell seed Corn for a great many years to come, and I know and you know that I couldn't stay in business unless I put out the right kind of seed. I am not foolish enough to think I could skin you on seed Corn and get away with it. It would be a foolish and suicidal policy to try it. I know that as well as you do. I know that the only way to stay in the seed Corn business is to put out a little better seed than anyone else in the business, and that is what I am trying to do, and that is what I am doing, too, I really believe.

I always like to have visitors at the Seed House. I am proud of what I have to show. Every man, big or little, who comes around and is at all interested in seed Corn, is shown everything we have in the seed Corn line.

Prof. Holden, I guess you all know him—Prof. Holden of Ames College, the most celebrated Corn man in the world—was visiting here one day last winter, and of course, I showed him all through the seed Corn department. The big seed Corn tester with its thousands of samples of seed Corn testing at once, the two big graders and the five little graders sorting and grading Corn, the big room full of girls hand-picking the Corn, and the big gang of men selecting, nubbing, shelling, or packing the Corn; in fact, the whole works.

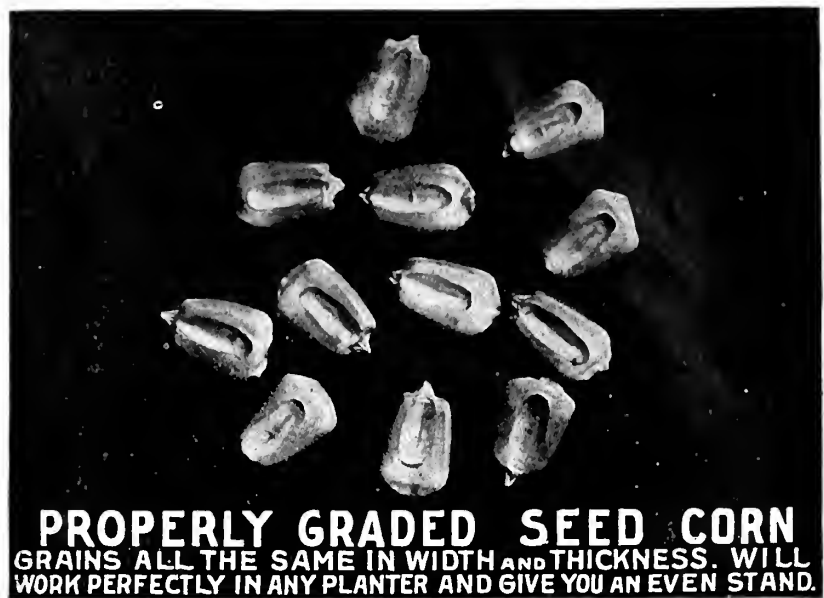
He stood and looked it over and he said, "Field, why don't you tell people about this in your catalog? Why don't you try and make them understand what you are doing? I wish every farmer in Iowa could go through here and see this as I have seen it. I had no idea any seed-house in the country was handling seed Corn like you are, or taking so much pains with it."

Well, I have been trying to tell people about it, but somehow I can't make it seem real, like it would if you were here to see for yourself. You have heard men talk about seed Corn before lots of it was hot-air, and I sometimes can't blame you much for thinking all seed Corn is of the same brand.

I am running a real, legitimate seed Corn business, free from all get-rich-quick schemes, hot-air, inflated prices and exaggerated claims. If you approve of this kind of seed Corn business, I would like to have your orders.

## Ear Seed or Shelled Seed

You can take your choice. The Corn is the same whichever way you get it. I was the first man in the seed business to push ear seed Corn, and I probably have sold more of it than any other man in the business. I still offer it for sale, and it is here for you if you want it. I really believe, however, that I can give you a better value in the graded shelled seed. The tendency in the last two or three years has been more and more toward turning out the very best possible grade of seed prepared all ready for the planter. We were the first firm to offer graded seed. This year, in addition to the most rigid selection in the ear, the best possible mechanical grading, we are hand-picking our Corn to remove any possible poor grains that may have escaped the grader. This is explained more fully on page 66. This makes it possible for us to turn out a practically perfect grade of shelled seed. We test a sample of every lot of shelled Corn and do not ship it unless it shows satisfactory test. With the ear Corn we make as careful a selection as possible, but leave the testing to you. With ear Corn you have some waste, probably about 20 per cent to a bushel, whereas



**PROPERLY GRADED SEED CORN**  
GRAINS ALL THE SAME IN WIDTH AND THICKNESS. WILL WORK PERFECTLY IN ANY PLANTER AND GIVE YOU AN EVEN STAND.



**UNGRADED SEED CORN**  
UNEVEN IN SHAPE AND SIZE, NO MATTER HOW GOOD SEED IT IS, IT WILL RESULT IN A VERY UNEVEN STAND. DON'T BOTHER WITH ANY SUCH SEED.

COPYRIGHT, HENRY FIELD

## Graded and Ungraded Seed Corn Which Would You Rather Have?

This picture, made from a photograph, gives the argument for my graded seed Corn better than I could give it in words. You have all seen the last kind, now I would like to have a chance to show you some of the first kind.


I grade my shelled Corn till it is as near as possible all one size, and I guarantee it to work perfectly in any corn planter.

All my seed Corn is tested and subject to test. If not as represented, we trade back. I ship it either ear or shelled. If you say so, I will ship it on approval.

I sell garden seeds that will really grow, and flower seeds that will bloom. Now, if you can't trade on that basis, there is no trade in you.

the graded seed is all clear seed, with no waste whatever. Now, I do not wish to influence you in your choice of shelled or ear seed, and I am perfectly willing to sell it to you either way you want it, but I tell you frankly that the graded seed is the best and nine-tenths of what we sell is this graded seed. It used to be that two-thirds of all we sold was ear seed Corn, but now not one bushel in ten goes out in the ear. It is simply a case of better value the other way.

If you could get it in the ear and have it graded, too, it would be all right. But you can't have both and you will simply have to take your choice. If you want ear seed Corn, I am here to sell it to you, and it will be mighty fine Corn, too, but no matter how good it is, it will never shell up all just alike, best you can do. If you order it shelled you get it graded, and when you come to plant, you will agree that it is a mighty nice way to have it. Any seed Corn that is shipped you, if it doesn't look like you think it ought to, ship it back and I will refund every cent you paid. I sell it subject to your own test and approval. I will sell you Corn that you will be proud to show to your neighbors, either the seed or the crop. I will sell you the seed either ear or shelled, and if you want every ear tested, I will do that for you.



The Far Corn Sorting Belt. The Corn gets its first sorting here, the good ears being picked off from the belt as it goes by and butted and tipped on the revolving wheels shown.

### Let Me Help You With Your Corn

Really, truly and honestly I believe I can do you some good in the seed Corn line. I can help you in choosing the proper variety for your soil and climate, and I can help you by furnishing absolutely first class seed at a reasonable price.

In the first place, I believe in using the very best possible strains of varieties of the very highest possible breeding. We have our seed Corn grown on good, rich upland. (Bottom land Corn is nice to look at, but not so good for seed.) We select the very best ears for seed, take good care of them, and protect them from freezing and dampness. The Corn before it finally is ready to ship is passed on by three different sets of men. It is butted and tipped, carefully inspected for germination, and if at all suspicious, is thrown out. If the Corn is to be sold shelled, ready for the planter, it is graded after being shelled, then hand-picked for possible off-color or partially broken grains, then graded again both for thickness and width. This grading we consider very important; and when the Corn is finally sent out we guarantee it to grade within 1/64 of an inch either way from the standard width for that variety, and still closer than that on thickness. This gives you Corn that will run in an edge drop planter in ideal fashion.

We watch closely the germination, and a sample of every lot is tested before the corn is used. Or, if you are willing to pay for the extra work, we will test every ear separately and give you only ears which show a perfect germination on each of the six grains tested from that ear.

### How the Corn is Sorted and Prepared for Seed

I suppose you know we now have the finest Seed Corn building in the United States. We have spent over \$40,000 in fixing up a plant that shall be second to none in the country. The Corn, as it comes from the field, is stored in a dry, ventilated building, where it will keep in perfect condition until we need it.



A Sample Tray from the Tester. This Test was of Garden Seeds, but it shows the principle. The Corn is tested the same way.

Then it is conveyed into the workroom, where the sorting is done. All this conveying is done by endless cotton belts, which carry the ears without shelling or bruising them and the Corn is all inspected and sorted and passed on by three different sets of men before it finally goes as seed.

This picture shows one of the sorting belts where the Corn is sorted and butted and tipped. Those little buzz wheels that show in the picture are the nubbing wheels. These run at a high rate of speed and an ear of Corn can be butted and tipped in a jiffy by holding it against the wheels. The poor ears are allowed to pass by on their way to the dump. The good ones are picked off, butted and tipped and thrown on another belt, which takes them to the boss' table near the sheller. Here they are looked over carefully again, inspected for germination, and if satisfactory they go to the sheller. We use an old-style sheller, run at a slow speed, so as not to crack the grains or knock the caps off. From the sheller the Corn goes to the grader, which has four sorting screens and all kinds of wind suction and here gets rigid sorting.

### The Hand Picking

The Corn is now practically ready to ship, but two or three years ago we adopted the plan of giving it still another looking over before it goes out. All our seed Corn, (except fodder and ensilage Corn) is now hand picked by a crew of sharp-eyed, quick-fingered women and girls, after it is shelled and graded.

The first year we arranged a wide endless cotton belt with four girls on each side who picked the Corn over as it moved slowly past them, but we found that some girls did careless work and there was no way to check up on them, so now we use individual picking tables, where we can watch each girl work separately, and we are getting just about perfect work.

The Corn has already been graded, but there will always be a few hybridized or off color grains, especially in white corn, then there will sometimes be a grain with a corner broken off, or the point broken or a thick grain that has got around the end of the screen in the grader, and all these must come out. Maybe not more than one grain in a hundred will be taken out, but it all helps.

I want to send out just as near a perfect grade of seed Corn as possible, and while such things as this handpicking, and careful grading, all cost money and cut down the output, they all pay in the long run.

### The Testing


After the Corn is in the sack, ready to ship, we take four samples of the days run and put them to test, meanwhile setting the corn back to wait the result of the test. This takes about 4 days. If the test comes out good, the Corn is released to be used on orders. If poor, the Corn is condemned and goes to the feed bin. But we are so careful that it is only very rarely that we get a test below 94 per cent, which is our standard for the regular grade.

### Testing the Ear Corn

The ear Corn is, of course, tested each ear separately. This is lots of work, but it is the only way to get 100 per cent seed Corn. We get an extra price for the single ear tested Corn. Notice the picture of our big tester.

### Come and See Us Work Seed Corn

I wish you could come and see for yourself how we pick seed Corn and prepare it. I know lots of people think all seed corn men are a bunch of hot-air artists, and I don't much blame you, but I would like to show you that there is at least one seed corn man who believes in putting out real seed Corn, and who puts as much work and care on it as you would yourself.



Our Big Seed Corn Tester, probably the largest in the world. There are 200 trays, and each tray will hold 100 six grain samples, so we can test ears of Corn at once. All our seed Corn is tested here.

# Seed Corn For Your Locality

Some people think that because we are in Iowa and they are in some other part of the United States we cannot furnish them suitable seed Corn for their climate. At first glance this would seem to be true, and it would be true if we grew only a limited number of varieties especially suited to this soil and climate only.

But the fact of the matter is, we grow a wide range of varieties, something like thirty in fact, and we grow special varieties for special localities. The Corn that does best right here is a big rough corn, requiring about 100 to 110 day's season, but we also grow for the northern trade small, early Corn, as early as 80 days, and hardy enough to ripen anywhere in the Corn-belt, and we grow big, late varieties for the South, Corn that will stand the hot summers and the droughty falls of Oklahoma, Texas and Mississippi. No matter where you live nor what kind of soil you have, we can fix you out with Corn that will be a help to you. We have made a special study of the varieties of Corn and their value for different localities and we intend to give you the benefit of it.

## Iowa Seed Corn the Best

The seed Corn grown here is generally better than what you would get in your own locality, because it is grown under ideal conditions. Iowa, and especially this southwestern part of Iowa, is the ideal Corn country. The soil, the climate, the rainfall and everything in that line tends to grow the largest possible crops of Corn and to mature it to its best possible condition. Our soil is warm and slightly sandy, which forces a rapid growth on the Corn and always dries it out perfectly.

The result is that the seed is vigorous, plump, hardy and full of life. The same variety grown under adverse conditions, for instance in a cold, clammy soil, would look entirely different and would not make nearly so good seed.

Pride of the North, for instance, is an excellent variety for southern Minnesota, but seed of it grown here in southwestern Iowa will make a much better crop in Minnesota than seed grown there. It is heavier, plumper seed, thoroughly matured, and grows off quick and vigorous, and all through the season will be about a week ahead of the weaker devitalized seed grown under hard conditions and subjected to early frosts.

I have tested this matter by sending samples of Corn by the thousands to every part of the United States. One year I sent out a set of ten varieties to over 10,000 farmers scattered over every state in the Union and I got reports back from thousands of them. The universal verdict was, that the seed grew vigorous, healthy and strong, and made a much better crop than home-grown seed, so you see this is not guess work with me. It is actual knowledge. If you don't believe it, try it on a small scale, say buy a bushel of Corn from here and plant 7 to 8 acres with it, then compare that with what you grow from your own seed.

## The Choice of Variety

It is important, very important, that you choose the right variety. A great many failures in sending off for seed Corn are due to customers' picking the variety he thinks he wants instead of getting Corn that is suited to his soil and climate.

I propose to give you here a few pointers that will be of help to you in a general way. Of course, I do not claim that any state will run alike all over, so you will have to take these notes in a general way.

**Iowa.** Practically any of these will be all right for the southern half of the state and all you will have to decide will be whether you want an early or a late Corn. In the northern part of the state the standard varieties, such as Silvermine, Shenandoah Yellow, Reid's Yellow Dent, and Boone County White are not safe for main crop, but should be grown on a small scale with an idea of selecting a type suitable to your climate. In a favorable year they will ripen all right and make an enormous crop, but in a short season they will get caught by frost. For an absolutely certain crop use medium-early varieties, such as Pride of the North, Shenandoah Special and the early type of Silvermine. In the extreme northern part of the state use Extra Early White Dent, Red 90 Day, Pride of the North, and Silver King.

**South Dakota.** In the southern part of the state, especially along the Missouri river, large varieties like Silvermine, Shenandoah Yellow, Reid's Yellow Dent and White Elephant can be grown safely. For the north use the earlier sorts, such as "Pride of the North, Extra Early White Dent, Shenandoah Special, Red 90 Day, Silver King.

**Minnesota, Wisconsin and Michigan.** It will be a good plan to plant small amounts of several large varieties of Corn for experimental purposes and for fodder, but for a main crop take varieties like Shenandoah Special, Pride of the North, Silver King, and others still earlier.

**North Dakota.** Only the earliest varieties of Corn will succeed, in North Dakota. Plant the flint varieties and small amounts of the earliest Dent varieties.

**Rocky Mountain and Pacific Coast States.** Only the earliest varieties of Corn can be grown. Experiment with Silver King, Extra Early White Dent, Red 90 Day and the flint varieties.

**Nebraska.** In the southeastern part of the state all of the standard Iowa varieties can be grown with good success, as conditions there are practically the same as in southwestern Iowa. In the northern and western part of the state, however, the small varieties should be chosen and the farther north or west you go the smaller corn you should choose. White Elephant has done uncommonly well as far west as Furnas county and some years even further than that.

**Kansas.** In the extreme western part of Kansas, owing to the high altitude and dry seasons, only the smaller, earlier varieties of corn should be grown. Red 90 Day and Extra Early White Dent have given good results in that part of the state. In the central and eastern part of the state the larger, later varieties of corn should be grown. White Elephant, Cornplanter, Boone County White and Shenandoah Yellow seem to do especially well.

**Missouri.** Except in the thin soils of the Ozark region, the large, rank-growing corn can be grown all over the state. Cornplanter, White Elephant, Boone County White, Reid's Yellow Dent and Shenandoah Yellow have all done remarkably well all over the state except in the mountain regions. In the thin soil of the Ozarks, white corn seems to do better than yellow, and White Elephant and Silvermine planted rather thin seem to give best results.



Iowa Corn—Boone Co. White—in Missouri. 12 Ears weight 16½ lbs.

**Illinois, Indiana and Ohio.** Reid's Yellow Dent and Boone County White seem to be especially suited to the rich, black soil of these states. In fact this is the home of these two varieties. Cornplanter and White Elephant seem to do well except in the extreme northern part. The northern counties in Indiana and that part of Illinois lying north of Chicago need earlier varieties of corn for main crop and should use Shenandoah Special and an early type of Silvermine.

**The Southern States.** Iowa Corn is peculiarly suited to the southern states, as it ripens earlier, makes a shorter stalk and a longer ear than the native varieties. The standard varieties from here, such as Boone County White, Cornplanter and Silvermine make fully as large ears in the South as they do here and ripen four to six weeks earlier than the native varieties.

**New England, New York and Pennsylvania.** Use the early varieties of yellow corn, such as Pride of the North, Shenandoah Special and Pride of the North, and early to medium white corn, especially Silvermine, Extra Early Dent and White Elephant. White corn for some reason seems to do better than yellow.

## Iowa Corn in Louisiana

"The Cornplanter Corn I got of you last spring is a dandy and to my surprise it came in earlier than our earliest field varieties and makes the most beautiful white meal I ever saw."—R. H. Benton, Denham Springs, La.

# Corn, Shenandoah Yellow

Southwest Iowa, and especially this Nishna Valley, is acknowledged the greatest Corn region in the United States, and here at Shenandoah has been developed a strain of yellow Corn that has made lots of money for the growers, lots of fame for several seedsmen, and advertised Shenandoah to the farthestmost corners of the Corn belt. It has come to be known as the Shenandoah type. In view of these facts I have decided to call it simply the "Shenandoah Yellow." This tells the whole story.

While I do not claim it to be "90-day" Corn, it is the earliest big Corn grown; but little later than the 90-day type and considerably larger. If you want something for right, real early, this is not what you want; but if you want a good, big, heavy, deep-grained, yellow Corn that is strictly thoroughbred and will outyield any other yellow you can get, and will ripen in any ordinary season as for north as Sioux City and farther than that most years, this is what you want. It has been worked up and perfected by degrees, always working toward a fixed type, till we now believe that we have the best and most distinct type of yellow Corn to be found anywhere. It is the great main crop Corn for the central part of the Corn belt. Draw a line through Marshalltown, Iowa, Fremont, Neb., and passing just south of Chicago, and you will have its northern limit of safety. Anywhere this side of that line south it is the Corn to grow. Its origin is uncertain, as it has been a fixed type here for a great many years back, and is probably the result of intercrossing of choice varieties brought here by the settlers from Illinois and Indiana in the early seventies.

## Description

Ear medium to large-medium size. Should be 10 inches long and 7 to 7½ in circumference. Mostly 18 rows, but sometimes 16 or 20. Good seed ears will weigh 14 to 16 ounces when thoroughly dry, with occasional specimens up to 18, and will shell out 86 per cent to 88 per cent. Its small cob and deep grain make it weigh heavy and shell out uncommonly well. Cylindrical form and well-filled at the ends. Grains five-eighths to three-fourths inches deep and thickly packed. No waste space. Rough on top. Large germs. The rows run generally straight.

Stalk is of medium height, generally about 9 feet on good ground; very stout, especially below the ear, which is set at 4 feet from the ground, or a little more. It has a tendency to produce two good ears to the stalk. The stalks are thick-jointed and the leaves are noticeably close together, wide and deep green. It roots deep and seems to stand extremes of weather better than most varieties. In fact, it seems to be a true western type, always ready for whatever may come and never ready to give up.

## An Official Record

There was a big Corn show held in connection with the Farmers' Institute here, and as this is the center of the seed country, the competition was fierce, especially in two of the classes, best ten ears yellow and best acre.

Here is what we did with Shenandoah Yellow.

**Best 10 Ears Yellow Corn.** Won by Shenandoah Yellow. This was out of a field of contract corn grown for me for seed by Frank Keenan.

**Best Proven Yield on a Measured Acre.** Won by an acre of Shenandoah Yellow that made 101 bushels and 40 pounds. This was from the same field as above. The contest was very rigid, judges appointed by the Institute supervising the husking and weighing of the corn.

This was an open and official contest, and all the leading growers and varieties of this vicinity were represented. The Shenandoah Yellow won out easily. Comment is unnecessary. Now, if you are looking for Corn that will make 100 bushels per acre in field culture and win out on form at the same time, I can fix you out.

## Still at the Top

I have always counted this my best yellow Corn and with constant selection it is getting better every year. My crop this year is the finest I ever had. I have no hesitancy in saying that for all the central cornbelt this is the best Corn you can grow. It has the form, the color, and the deep grain, and above all the size and yield that will make the big crops. What we are after is the 100 bushel per acre, and this Corn will come nearer to it, year after year, than any yellow Corn I have ever seen.

## Drought-Proof Corn

I don't suppose there is any such thing as a real drought-proof corn. If there were Arizona and Nevada would be shipping out corn.

But we came pretty near having a test on it here in southwest Iowa last year. We didn't get any rain to speak of from June 20th till some time in September, and in spite of it we made a pretty good crop on Shenandoah Yellow, White Elephant and Cornplanter. We had lots of it that made right at 60 bushel per acre and that's going some for a year with no rain.

Drought-proof ability depends mostly on the vitality and strong constitution of the corn used, and that's where these varieties of mine shine. Of course, good soil and good culture count for a whole lot, too, but these would be of no use unless you used a variety of corn that was rugged, sound, and able to stand grief.

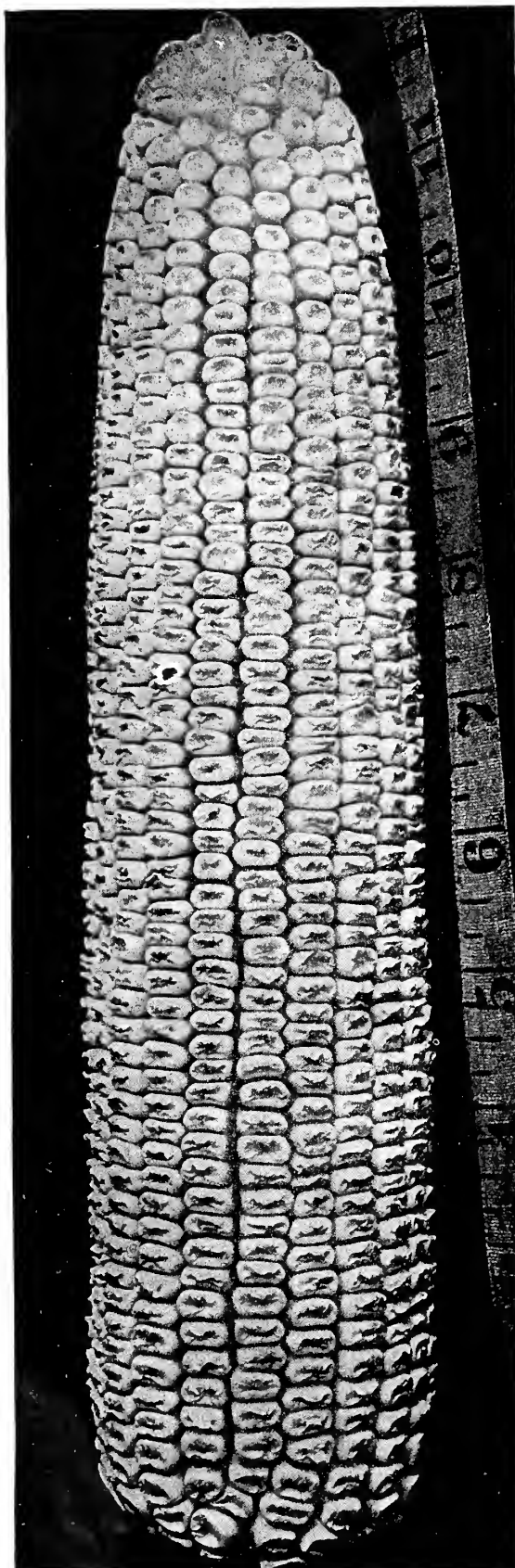
A dry, hard, season like 1913, is the true test of varieties of corn, and I really believe that lots of my customers made anywhere from 10 to 25 bushels more corn per acre on account of my seed corn standing the dry weather better than other sorts. I have had hundreds of letters telling me exactly that.

It will pay you to try it and prove it for yourself.

"I bought five kinds of corn from you last spring, varieties as follows: Cornplanter, Silvermine, Hickory King, Shenandoah Special and Shenandoah Yellow. The Shenandoah Yellow did extra well, won state at large at Tennessee State Fair and at Farmers' Institute. Also won two shows in Trousdale Co.

I received your catalog for 1913 and was pleased to get it. Please send A. J. Hall and Billie Denson one, both at Hartsville, Tenn.

Will give you an order for a few seeds early in the spring.—T. F. Perkins, Hartsville, Tenn.



## Shenandoah Yellow

My idea of good Corn. A trifle oversize, maybe, but not coarse enough to hurt. Rough-topped, deep, wide grain; good, heavy ears and lots of them. Corn that will make a big yield on good land and a fairly good yield on thin land. Corn that will feed well. If you don't like the looks of this ear of Corn, write and tell me how to improve on it.

H. F.

# White Elephant, The Largest Corn Grown

This enormous white Corn brought out by me a few years ago has proved to be the greatest winner in Seed Corn that has ever been sent out. I sold over 8,000 bushels of it last year and shipped it to practically every state in the union that grows corn, and I have had universally good reports from it. Even in New England it made a good crop. I have had hundreds of letters about it (maybe I can send you one from your locality if you wish), and not a kick in the lot. It has proved to be all that I claimed in size, appearance and yield, and a little earlier than I predicted. There is no Corn anywhere near its size that is as early.

As early as Silvermine, it is nearly half longer, and in fact bigger than any white Corn I have ever grown, except possibly the new "Cornplanter" Corn; I won't swear that it will make 200 bushels to the acre, for I doubt if any Corn ever did, but it will come nearer to it than any other corn will. It and the Cornplanter are a revolt against the tendency of the last few years to breed Corn down too fine. The farmers in this part of the Corn belt are getting tired of the little 8 or 9 inch ears with pretty tips and a little wee cob. What they want is a whacking big ear a foot long, with lots of Corn on it, medium heavy cob and a big stalk. It is the same thing that the Poland China hog men have just been through.

## Description

A pure white Corn of immense size and unusual length. Bulk of crop, if on good land, will run 11 to 13 inches, with occasional specimens 14 or even 15 inches long. The one in the illustration is about 14. Grain medium deep (five-eighths inch), very wide and thick. Chalky white on top and clearer below, Germ very large. Not so rough top as Silvermine, but of the true "dent" type. Rows 14 or 16, straight and close together. Cob, pure white and medium size. Shape, cylindrical with butt end slightly swelled. Notice in the picture. Season, about the same as Silvermine, say 100 days. Stalks about medium height and very heavy up to the ear, which is generally set at about five feet or a little less. Stands up uncommonly well, practically no down Corn.

This Corn originated with an old man a little farther down the valley, and has been selected and bred to a certain type for 15 or 20 years. None of us could get any seed of it till three or four years ago. I have never seen or heard of any Corn like it anywhere else, and you will find it entirely distinct from other varieties.

Dozens of men who bought seed of this Corn from me last winter have written me that they were having calls from their neighbors for all they had to spare for seed, and that the only kick they had coming was that I did not induce them to buy more seed to start with. I honestly believe that this is the most profitable Corn that can be found for the central Corn belt. It is vigorous, healthy, a rank grower and an enormous yielder. Early enough to ripen easily, ears a foot long, no down Corn, and a Corn that will always overrun in weight either ear or shelled. That kind of Corn is good enough for me. How does it strike you? Remember the shelled seed is graded so it will work in the drop edge planters perfectly. This is a mighty big thing when you come to think of it.

I have said just about all I know of this wonderful Corn; and say, if those fellows down in New England make no kick about growing it in that rocky, rough ground and fickle climate of theirs, how in the mischief can you farmers out here in the Corn belt knock, where you have the best Corn land in the world?

The White Elephant is not a show corn, and never will be. It is too large and too coarse to score well. It is not a pretty corn, except that "Handsome is as handsome does." But when it comes to bushels in the wagon-box, it's right there with the goods.


Probably no corn in the whole list so easily adapts itself to changes in soil and climate. It seems peculiarly to the sensitiveness of some varieties in this regard.

I have had splendid reports on it from York state, Michigan, South Dakota, Wyoming, Oregon, Arizona, and Texas, as well as all the regular Central and Southern corn-growing states, and about the best photograph I ever had of it was sent me from Rhode Island. Think of it! You couldn't get much farther away from home with Iowa corn. So don't be afraid about moving this corn.

Here is a sample of the kind of letters the customers write me about the White Elephant corn. I get hundreds of such letters.

*"I am sending you two ears of White Elephant corn by parcel post that I raised from seed you sent me last spring. This corn was planted the 17th of May, and as we haven't had a good rain here since the 20th of June, this is pretty good. I took your advice about the corn to plant and planted White Elephant. Had a good prospect for 100 bu. per acre if it had rained. Think it will go around 50 bu. as it is."*—W. A. Tynon, Peru, Nebr.

See page opposite page 65 for Corn Price-List, Guarantee and General Instructions



Legal Tender Reid's Yellow Dent Iowa Silvermine Field's White Elephant Shenandoah Yellow Shenandoah Special 90-Day Corn  
Some Real Seed Corn --- A Typical Ear Each of the Several Mighty Good Varieties



Specimen Grains of Cornplanter Corn

## “Cornplanter”

### Our Improved Boone County White Corn

The demand in seed Corn is for a big ear, moderately rough, and of fine quality. That is, it should show the deep grain, fine tips and butts, and other marks of good breeding. The trouble has been that when you got corn a foot long it was coarse and inclined to be a short grain. If you got the deep grain and fine tips, the ears would be little.

In the new “Cornplanter” Corn I have just what we were all looking for, I didn't originate it myself, but it is good enough that I had to admit that it was better than anything I had, and you know that means a good deal. A few years ago it skinned us all at our Corn show—farmers, seedsmen and all.

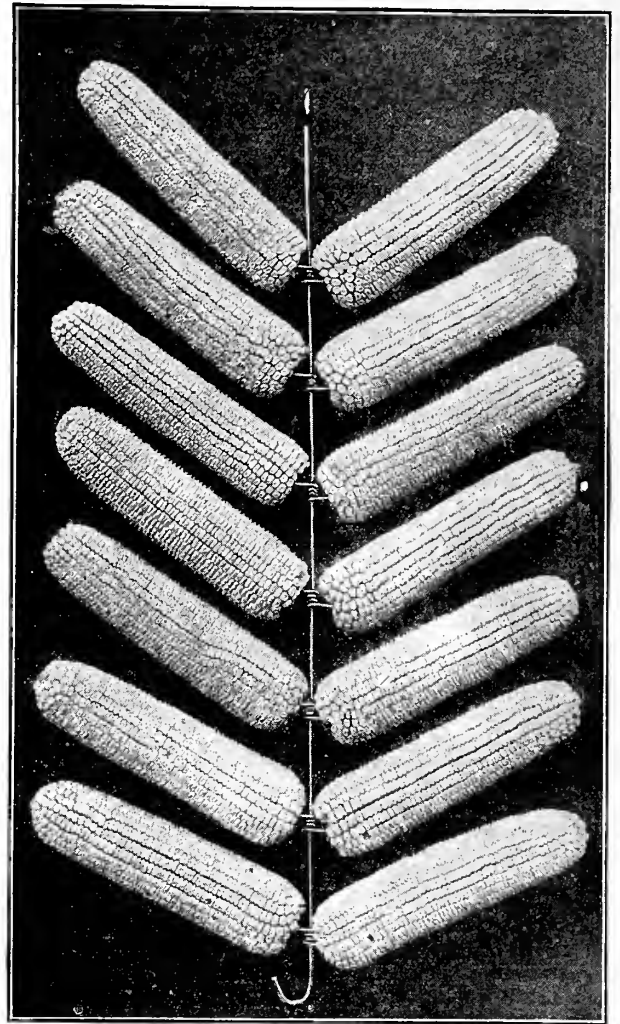
It does a body good to get well beaten sometimes. We got badly whipped out on white Corn at the show that time. We scooped everything on yellow, and we thought we were well fixed on the white, but a farmer from the north part of the county came down with twenty-five ears of big white Corn that he entered in the free-for-all class, and we weren't in it for a minute. The prize in that class was a new Avery corn planter, and he got it. But I got that corn after the show and I have improved on what he had.

The corn was some he had grown from seed secured from a friend in Illinois, who had started with Boone County White. It resembles that Corn more than any other, but is different in several ways.

After the show I bought the twenty-five ears and planted about two acres and a half with them. Owing to cut worms I got a poor stand, but I got about 200 bushels of the finest corn I ever saw. That is the start of what I offer now. I am free to admit it is the best Corn I have ever had on the place. It has the size, the form, and the yield. The big growthy type is there, and the quality, too. In the three years I have had it I have improved it materially, and I don't believe many Corn-growers can show the equal of it. I know no seedsmen can.

### Description

A pure white Corn on a white cob. Not a red cob in the lot. Ears over average length. The original twenty-five averaged 12 inches long. In a good crop, a large amount of the ears will carry this length. Not slender like so much of the long Corn, but big in proportion. Very deep grain, not overly wide. Rows generally 20, sometimes 22 or 24, and occasionally 18. As perfect shape as Reid's Yellow Dent. That is the striking thing about it—big, long ears, beautiful shape, perfect butts and tips, and deep grain. Grains fit very tightly together, showing a square rather than a rounded top. Stalk very strong and of medium height. Ears always lop over, but shanks are not long enough to blow off easily. Season about the same as Boone County White, or say 110 days. Ripens in plenty of time in this latitude and 100 miles north. Compared with other varieties it is about two inches longer than Boone—better shape, better grain and dries out better. Not so long as White Elephant, but rougher and larger around. No other white Corn can compare with it, and I have tried pretty much all of them. In yield it is ahead of all others. There is no question about this. All who have seen it growing admit that, and they all report it the admiration of the neighborhood. Now, if you want to beat 'em all at the Corn show in the fall, this is your Corn. All seed sold subject to rejection, and after you get it, if you think I have stretched things any, write and let me know and we will trade back.



A Good Bunch of Seed Ears

This shows our idea of the correct type for cornplanter Corn, but of course every farmer has his own idea as to the best type of corn and picks it to suit himself. These ears are not perfect—I never saw an ear of Corn that was—but they are good seed ears just the same. This picture also shows how we hang up our seed Corn on the Knox seed corn hangers. It is the best way to hang Corn I have ever found and it just about insures 100% germination if you will pick your corn early enough.

*“I can say one thing for your seed. They are just what you say they are. Your Boone County White corn is the best I ever saw for poor land. I am sending my card for your book and expect to buy my seed from you this year.”—A. M. Duncan, Van Buren, Ark., Star Route.*

### The Four Vital Points of Corn

There are four vital points on seed Corn that I have always insisted on, and it will do no harm to sum them up here.

1. **Germination.**—It must grow and grow well. No matter how good a variety it is, it will do you no good unless it will grow. We test all our seed Corn and sell it subject to your own test and rejection.

2. **Grading.**—It must be graded so it will run well in any planter. You can't get good seed otherwise. It takes special and expensive machinery, and we have fitted up so we can turn out a mighty near perfect quality.


3. **Thoroughbred Types.**—A man is always proud of Corn that “shows the breeding.” Corn that looks alike in the pile. This can come only from special breeding and selection from year to year, and this is what we have been doing for years.

4. **Yield.**—You want varieties that will give you big yields. This is the most important of all. What we all aim at is 100 bushels to the acre of shelled Corn. Mighty few of us strike it, but we are working that way. In our seed business we have always put yield ahead of fine points and have tried to send out varieties that will give the farmers big yields.

Now, if these four main points on seed Corn fit your ideas, I shall be glad to have you try some of our seed Corn.

(See Opposite Page 65 For Corn Price-List, Guarantee and

General Instructions




An Ear of the Cornplanter

# Boone County White Corn

This famous Illinois Corn is, in my opinion, a better variety than Reid's Yellow Dent, but is not so well known. It is being grown to a considerable extent here now and is becoming quite popular.

It is a very large white Corn, somewhat like Silvermine, larger and later. It is larger around than White Elephant, but not so long.

**Description.** Ear 10 to 11 inches long, cylindrical, 18 to 22 rows, generally 20. Grain very deep and rather rough. Well filled at both ends. Cobs always white and medium size. Very large and a heavy yielder. Season 110 to 120 days. Not safe for planting north of Des Moines, but for anywhere south of there it is a very valuable Corn. Price, see Blue List opposite page 65.



This picture shows what is supposed to be a perfect type of Boone County White, and is worth studying on that account. I don't want you to think, though, that all my Corn is as good as this—I wish it was; some day maybe it will be; I am working toward it.

## Iowa Silvermine

This is more generally grown throughout the Corn-belt and more widely favorably known than any other White Corn. It is a sure cropper, middling early, deep-grained, pure white, and a good Corn every way. On old, thin land it will make a better crop than any Corn you could plant, as it seems to be able to adapt itself to hard conditions. In fact, this is true of most white Corn, but the "Silvermine" will come nearer to making a crop on thin land than any of them. On very rich land it has made some enormous yields, but I think that there the White Elephant would beat it. The shape of the ear is well shown in the photo below, taken from one of my stock seed ears. I have been selecting the Silvermine for several years with a view of getting the deepest possible grain and the highest possible shelling test. I have a strain now that I have not seen equaled anywhere. It is the true rough-topped, deep-grained type that is so much sought for by most white Corn men. Cob is very small and pure white. Rows generally 16, very straight and very close together. Shape cylindrical. Stalk a little below average height, about 8 feet on good ground. Season 100 days. If you want a new start of the best type of Silvermine you ever saw, I've got it, and can supply you with either ear or shelled Corn. The shelled seed is all graded so it will work in any planter. As I have a big supply of it I shall be pleased to quote special prices on large lots. Price, see Blue list opposite page 65.

### What They Say About Our Alfalfa

"Enclosed find New York draft for \$12.00 for which please send one bushel (60 lbs.) Alfalfa seed by Wells-Fargo Express to F. G. Lake, Geauga Lake Station, Ohio, via Erie Railroad.

If you send me as good seed as you sent me last year I will be satisfied, as I succeeded in getting a very good stand of Alfalfa, it being my first experience, and several other people that I knew had to plow up their fields in the spring on account of poor catch.—F. G. Lake, 5601 Broadway, Cleveland, O.



Imperial White Corn (red cob), Stalks very heavy and stand up well.

## Imperial White --- Red Cob

This is a big, heavy, rank-growing white Corn, with a red cob. Most Corn breeders object to a red cob in white Corn, but the fact remains that many farmers prefer it, and it often seems to do better than the white-cob white. This may be just a fancy, but there is certainly a strong sentiment in many places in favor of red-cob Corn.

It is certainly a good Corn any way, and I know you will like it. The ear is large, deep-grained, and medium in thickness. Stalks very heavy and stand up well. No down Corn. Price, see Blue list opposite page 65.

## The Question of Acclimated

### Seed Corn

We get hundreds of letters every winter asking if our Corn will do well in other states and in other soils. It all depends on the variety. We have always tried to suit the variety to the climate where the choice is left to us. From the thousands of reports we get from customers, we know about what to depend on.

We have varieties early enough and hardy enough to fit any part of the corn-belt, no matter how cold or how thin. We can give you kinds that will succeed in the far South. We can insure success even in New England. It is simply a question of choosing a suitable variety.

If you tell me that you want a seed corn that will grow in your locality and produce big crops, I know I have the kind you want — not just "seed corn," but a variety that I will select to meet the conditions under which your corn is grown. I know pretty near what my seed Corn will do in all parts of the country

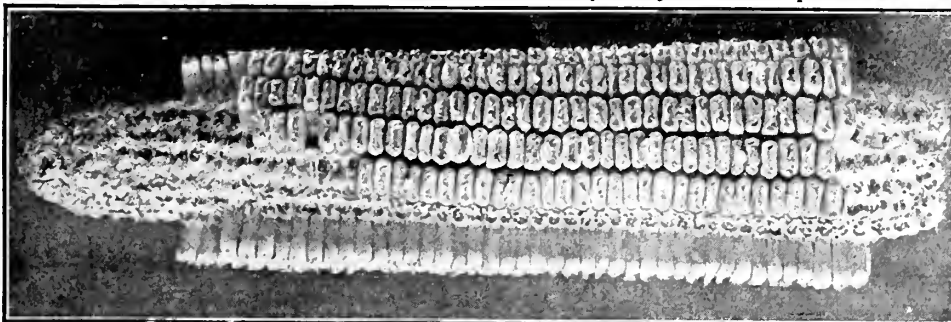
H. F.

## Your Check is Good

Don't wait to get a draft or money order. Your check will suit us just as well if you have the money in the bank to back it up.

## The Perfect Bushel of Corn

Uncle Henry Wallace says: "The perfect bushel of Corn is like the perfect family, or the perfect neighborhood — something very rare in this weak, erring world of ours. Go to your own crib and pick out a bushel of the best ears you can find, and see how rare is the perfect ear, one that comes up to the standard in every way." I've got some pretty good Corn, but I don't want you to think it is all perfect ears. Just the same, I am sure you cannot get better Corn anywhere at any price. I know the Corn I sell.



A typical ear of Iowa Silvermine from some seed saved out for our own planting. Notice the wide, deep grain and medium sized cob.

# Shenandoah Special Corn

Best Second Early or Intermediate Yellow Corn

There has always been a call from my customers in the northern part of the state and in Minnesota and the Dakotas for an earlier strain of the Shenandoah Corn. The regular type would generally ripen for them, but they would occasionally get caught with an early frost and they wanted an earlier type of the same Corn. We have been experimenting along that line for some time by selecting the earliest ears to ripen and planting them separately. These ears are generally smaller than the others and smoother, as you have probably noticed. By keeping this up for a number of years, keeping the best ears all the time and throwing out any that were at all shallow, we have at last succeeded in fixing a strain that is the earliest dent Corn that I have ever seen and at the same time almost as large as the regular Shenandoah type and fully as deep-grained. It is almost as early as *Pride of the North* and much larger. There are few, even of the big varieties, that are ahead of it in yield and none that can approach it in combined yield and earliness.

It is simply the Shenandoah Yellow about an inch shorter, an inch less in circumference and 10 days earlier. It is of the smooth or true "dent" type, instead of being rough like the parent, and the grain is harder. Color, a deep yellow with a light cap. It is remarkably thoroughbred and uniform in appearance and comes "as like as two peas." It is no cross-bred stuff. Grain is very deep, and it ways and shells out exceptionally well. The best specimen ears are about 9 inches long and 6½ inches in circumference. A little more tapering than the parent and smoother and harder. It should shell out about 88. Cob small and red. Stalk comparatively short (about 8 feet), but sturdy and tough, and rather wide and spreading in appearance. Stands up well. I have had fine reports on it from everywhere. In the past cool summer it ripened nicely way up in Minnesota and the Dakotas. It was also very successful in the East, and ripened there in many localities where it was thought that nothing but flint Corn could be grown. The photo shows well the shape and appearance. The ear shown there is over 9 inches, which is about the extreme length. The *Farm and Home* published this report of its behavior on the paper's trial-grounds at Springfield, Mass. "A rank-growing yellow dent, especially promising. Produced a large growth of fodder with big ears which were well glazed and in the best condition to put in the silo at time of cutting." Price, see page opposite page 65.

## Test Your Seed

Don't wait until spring and go to the crib and trust to luck that the seed will grow. Get after it right now. Use the home-made type of germination box, or any way you please. The only important thing is to keep the seed moist and warm. As good a way as any is to take, say 100 grains and wrap them in several folds of wet newspapers, tie up in a cigar box and set it on a shelf by the kitchen stove.

Prof. Holden, when asked what he would say if he was allowed to give but one order regarding the growing of corn, answered that it would be, "Test the germinating power of every ear of corn to be planted."



Shenandoah Special, 90 days. Shenandoah Yellow, 100 days  
The Corn that has made Shenandoah famous



## A Crate of Our Iowa Type Reid's Yellow Dent

I don't claim that all our corn runs as good as this, but this shows the type. Also I wanted to show you the kind of shipping crate we use. It is solid all the way around so the mice and the freight handlers can't get into it. It is fastened with wires, so there is no danger of its coming apart. Generally, the corn is not as perfect on the butts and tips as that, however, for very often we will shell off part of the butt or tip, so we can see the cob and see what the grain looks like and judge as to its germination and soundness. The butts and tips are no

good to plant anyway, and we don't make any effort to keep them on the corn.

## Reid's Yellow Dent

This is the best advertised Corn in America and has won more prizes at Corn shows than all other corn put together. It is remarkably uniform and thoroughbred, and if you want something that will make the prettiest Corn you ever saw, the Reid is what you want. It was brought out first in Illinois, and the growers there got it down to perfection, but they got it down almost too fine. They went in for fine tips, straight rows, small cob, etc., and gradually ran it down in vigor and size till the first that came in here was poor Corn, according to our ideas, and at first I refused to offer it.

We started in, however, to work it over to our idea of good Corn, and now I am ready to offer a strain of Reid's that approaches the Iowa idea. It is rougher than the original Illinois type, bigger in every way, bigger stalks and more vigorous. The cob is larger, but not at the expense of depth of grain. It is still remarkably deep-grained, but we have increased the circumference of the ear.

The photo will give you a good idea of the type. It is mighty good Corn. Color deep yellow with a rather light cap. Grains very closely packed, butts and tips almost entirely covered over. Grains very deep and dented on top. Slightly rough. Season 110 days. If you have tried the Illinois type and found it a disappointment, I think this will suit you.



# Early Corn

(See Blue list opposite page 65 for prices.)

I have a big sale every year on early varieties of Corn for replanting. If there comes a cold, wet spell about the last half of May, I am always covered up with orders for Corn to replant with, but I always prepare for it, and have a stock of early varieties on hand all shelled up, graded and ready to ship. Send along your orders by mail, telegraph, or telephone, and I will fix you out.

For the northern part of the Corn-belt, the varieties given here are the ones for the main planting. They are all early, hardy varieties that will ripen easily as far north as Corn can be grown at all.

## Acclimated Seed Corn


On most of these early sorts I can supply Dakota- or Wisconsin-grown seed for those who prefer it. The northern seed is apt to be a little earlier, but not so large, and is always a shallower grain.

## Red 90 Day, or Early Bloody Butcher

This variety was brought here from Illinois the "grasshopper year" (1875), by farmers who had to replant their Corn in June and July after the grasshoppers had eaten off the first planting.

It has been carefully selected and kept pure by some of these farmers ever since, and is the most popular extra-early Corn grown here. When a man has to replant in June or has a wet piece of land that is slow in getting ready to plant, he always hunts around for some of the Red Ninety-day Corn, and he is sure of a crop. It is also fine for August hog feed. It comes in a couple of weeks before most of the Corn, and the hog-raisers generally have a few acres of this to start the shoats with before the other Corn is fit to feed. Although so early it is a yielder, and I have seen it make as high as 65 bushels per acre.

In color it is a deep cherry-red with white cap; cob small and pure white. Ears 8 to 9 inches long and rather slender; generally 14 rows. Stock medium height and moderately heavy. Grains dented and sometimes rough. Remarkably thoroughbred and always comes true to type. It can be planted in this latitude as late as the middle of June and make a safe crop. Can be used as main crop as far north as St. Paul.



Pride of the North

Best 90-Day Yellow Corn

## Pride of the North

(Yellow Ninety-Day).

A very desirable first-early dent Corn suitable for main crop as far north as St. Paul.

It is remarkably thoroughbred and true to type, and the strain I offer is the best I have ever seen. It has been carefully selected here for several seasons and is much better than most of the Pride of the North. Color deep yellow, grains quite deep, with very small, bright red cob. Rows generally 14 or 16, grain rather narrow and inclined to be rough on top. It is generally about eight inches long, but as it almost always makes two ears to the stalk it makes a good yield, often equal to the big varieties. It is very hardy and will stand cold weather.

## Improved Calico


The old-fashioned striped calico Corn has always been popular as a feeding Corn. Not strictly an early Corn, but is generally earlier than the big standard varieties. The color is a combination of red and yellow, striped.

## Flint Corn (Yankee Corn)


For the extreme northern part of the Corn belt, for the New England States, and for all extra thin, cold land anywhere flint Corn. It is earlier and hardier, and will grow under most adverse conditions. Can supply either yellow or white or a cheaper grade of the same corn for fodder.

## Evergreen Sweet Corn

This is fine to grow for early hog feed. It makes finer, sweeter fodder than Field Corn and makes lots of good ears. We can supply a fine grade of seed specially selected for large ears and deep grains, or we can supply a fodder grade.



The Center Ear is Red 90 Day or Early Bloody Butcher  
The Other Two Are Silvermine and Shenandoah Special



Silver King. Best Early White Corn.

I believe that all things considered the best early white corn for main crop in Northern Iowa, Southern Minnesota and Southern Wisconsin and for early corn farther South is the Silver King, or as it is sometimes called, Wisconsin No. 7.

This corn originated in Kossuth County, Iowa, but was first brought to public notice by the Wisconsin State Agricultural College, who distributed it all over Wisconsin and advises it strongly as absolutely the best variety for that state.

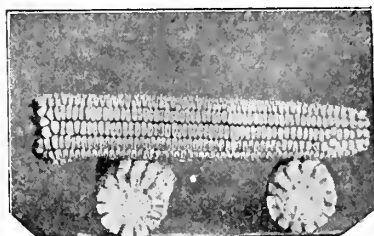
It is a very early variety and at the same time is of good medium size, deep grained and a heavy yielder. It looks somewhat like Silvermine, but of course, is somewhat smaller and not quite so deep grained, but on the other hand it is about ten days earlier. The State Colleges of Iowa, Minnesota and Wisconsin are unanimous in recommending it.

I had a very fine lot of this corn grown for me in Northern Iowa. Also forty acres here at Shenandoah, grown from extra select Wisconsin seed. It is the genuine true type, and I know it will suit you. Can furnish it either in the ear or shelled. Both lots are of very high germination. For prices see blue list opposite Page 65.

## Extra Early White

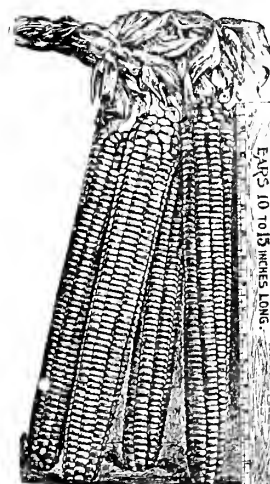
### Dent

(85-Day Corn). Very early white Corn of the dent type; comparatively shallow grained, well dented, slightly rough, medium-sized ears, generally 12 rows of grain, the earliest of all white dent Corn.



Extra Early White Dent

For prices of all varieties listed on this page, see special price list opposite page 65.



Flint Corn

# Ensilage and Fodder Corn

(For Prices See Blue List Opposite Page 65.)

There is a large and increasing demand not only in the east, but in the central West, for seed Corn especially good for ensilage and fodder purposes. It must be a Corn that will make a rank and vigorous growth of fodder of good quality, and also make a creditable showing of grain. It is important, too, that it stand up well against the wind, so that it may be easily harvested. Western seed Corn is for this reason much preferable to the eastern or southern seed, as it is used to the prairie winds and will stand up well in the face of winds that would blow down any eastern Corn. This showed very plainly in my trial grounds, both this year and last, as Corn from eastern seed invariably went down badly, while the seed from Iowa and other western states stood perfectly. I sold lots of Corn last year to farmers in the eastern states, and this fall I wrote to a number of them asking how it stood up and how it succeeded in general. Almost without exception they replied that it stood far better than any other Corn, making a better yield of both fodder and grain.

**Mammoth White Ensilage.** A big, rank-growing white Corn, somewhat similar to White Elephant, but has been bred up with the idea of making an enormous crop of fodder. It makes lig. coarse ears that ripen easily in this latitude. Grows about 12 feet high on good land.

**Leaming Ensilage.** This is a special type of the Leaming, very popular all over the East for fodder Corn. It grows about 10 feet high; very leafy, stalks stand up well, and can be planted thicker than the big white Corn. Ears yellow, solid, fairly early, and of good size. Always can be depended upon for a good yield of both fodder and grain.

**Fodder Flint Corn.** This is the principal Corn grown in New England, and, in fact, all through the extreme northern edge of the Corn belt. It is hardier than the Dent Corn and will stand more cold and ripen much earlier than any Dent Corn.

**Early Dent Fodder Corn.** An early dent Corn of medium height, ripening very early. Fine quality.

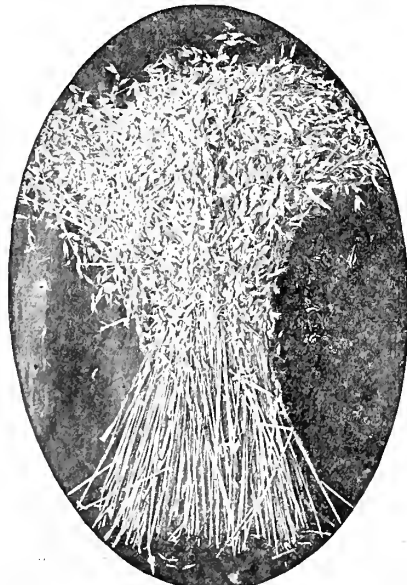
**Evergreen Sweet Fodder Corn.** This is very much the same as the regular Stowell's Evergreen Sweet Corn, only not so carefully handled as the garden grade. Is of good germination, a vigorous, growthy type and good stuff in every way. It does not grow so large as field Corn, but makes sweeter fodder and can be planted very thick. It stools out much more than the field Corn, and the stalks being finer the stock will eat it up, stalks and all.

**Early Sweet Fodder Corn.** This is smaller than the Evergreen type of Corn, but earlier, and is valuable for early feed. Specially valuable in the North, where extreme earliness is desired.

**Fodder Cane.** Many farmers use Fodder Cane and Kaffir to mix with corn in the silo. We can supply either one in good, pure seed. See Blue list for prices.

## Seed Oats

The change of Seed Oats is just as important as the change of seed Potatoes or seed Corn, and it will pay you to renew your seed Oats by sowing some of our improved varieties and graded seed. It is as important that seed grain should be graded as it is that seed Corn should be graded. It is the only means we have of selecting the best grain. I grade all my seed Oats before selling it and the seed from which it is grown is graded. They contain no small seed, weed seed, mustard or cockle. If you find any weed seed in these Oats, you can ship them back at my expense.




Swedish Select, Best Large White Oats

As to varieties I consider the Regenerated Swedish Select the best large white variety now grown. It has a stiff, heavy straw, a very large sprangled head and the finest, heaviest Oats you ever saw. It seems to be entirely free from rust or smut.

For the West and South-west and even Southwestern Iowa the Kherson or 60 day Oats seem to do better some years than the big white ones. They are very early, comparatively short in straw, but very certain to yield and evidently entirely immune to rust and blight. On this account they have taken the place of Early Champion entirely as Early Champion is so subject to rust.

For price of Seed Oats see page opposite Page 57, or write for samples and special prices on large lots.



## Mammoth White Ensilage Corn

If you want Corn that will fill up your Silo in a hurry this is the Corn you want. I don't suppose you would want to climb a step ladder to husk it like this man did, but he's just doing that to show off any way. What you want Silo Corn for is for lots of fodder and enough ears to make it a balanced ration. One customer wrote me that his Corn from my seed was making over 30 tons to the acre and a good crop of ears besides, and I told him that I'd "have to be showed," so he sent me this picture. I gave it up then, it's a genuine photo, too. No fake about it.

I can sell you seed that will make you Corn like this if you have good, rich ground. It will make a good yield of ears, and the best lot of fodder you ever saw.

## Special Offer

I am anxious for every man who has a silo or uses fodder Corn in any way to try our ensilage and fodder Corn, and especially our customers in the eastern states.

The trouble is most of the people out that way are scared to death about the freight rates. They know that I sell the seed Corn at a reasonable price, but they are afraid the freight will eat them up.

Now, I can fix that for you mighty easy, and here is what I will do:

On any order for five bushel or more of ensilage or fodder Corn, either all one or different kinds, I will prepay the freight to any station north of the Ohio River, west of New York and Pennsylvania, and east of the Rocky Mountains. This includes all of the great central states.

For 25 cents per bushel additional I will prepay the freight to New York, Pennsylvania, New Jersey and New England points.

Remember this offer applies to ensilage and fodder Corn only, and you must order five bushels or over at one time and it must be specially mentioned when you order. It does not apply to other varieties of seed Corn.

"Here are two names of friends of mine, which I hope will buy some of your good seed. Will say that I never have received anything from you but what has given perfect satisfaction. Last year all my neighbors had to replant their corn, but the seed I got from you came up to a perfect stand.

Wishing you the abundant success you deserve, I am

Yours truly,

W. E. Masters, Mu. cyville, Ill."

"This is to certify that I have a word of complaint to make. I have lost my temper and I am as mad as any of your customers ever ought to be. I received the seeds much better than I expected and it makes me mad to think that I did not order 3 times as much as I did. I am dividing the Winter Radish seeds with my neighbors and am trying to keep them from getting mad because I don't give them more. But I must not rob myself to keep peace in town. Next time I will order more. I also find the weight is extra good."—A. W. Holmes, Orleans, Neb.

## Kaffir, Milo, and Other Dry Weather Crops

There is an increasing demand every year for the so-called dry weather crops, such as Kaffir Corn, Milo Maize, Teterita, Shallu and other grain sorghums. In the greater part of Oklahoma, Kansas and Nebraska they are a more certain crop and a more profitable crop than field corn and every year they are being more grown and more favorably known in other states all over the Cornbelt.

As a rule they will grow anywhere that field corn will grow and many places where, owing to lack of moisture, field corn will not mature a crop at all. They will yield a crop of grain equal to a crop of field corn and besides, will make an abundance of fodder, which can either be fed dry or put into the silo like Ensilage Corn.

There is a host of varieties of these grains, and unless you are wanting to experiment on a big scale it would not pay you to bother with all of them. I have tried practically all of them in my trial grounds and made quite a study of them, and the ones listed here are the ones I would advise you to grow. Any of these will be practically certain to succeed and we can furnish first class seed of all of them.

### Pedigree Kaffir Corn Seed

There is a big boom on Kaffir corn all over the west and southwest, and I believe this is right, too. Kaffir corn is in many ways the most profitable crop that can be grown in many parts of Nebraska, Kansas and Oklahoma. No question about it. The principal trouble has been that the Kaffir corn people are about twenty years behind the times in their seed saving. The Kaffir corn seed that has been used was simply common mongrel stuff that was pretty fair chicken feed and most of it would grow, but that was about all you could say for it. The better class of farmers are beginning to wake up to the fact that Kaffir corn should be selected, bred up and cared for as carefully as field corn. Within the next four or five years you will hear a lot about that.


Meanwhile, a few live, up-to-date farmers have been doing this very thing and they have ten or fifteen years the start of the rest of us. I say us because I am just as bad as the rest of you. Up till last year I never paid any attention to the collection of Kaffir corn for seed. I simply took it as it ran, being careful that it was good germination and let it go at that, but from now on you will find Henry Field just as careful about his Kaffir corn seed as he is about his field corn seed.

I found a man in central Kansas who has doubled his yield of Kaffir corn in the last ten years. He has increased the size of the head, increased the earliness, increased the drouth resistance, and fixed the purity of his strain. He selects the heads as carefully as we would select ears of field corn. He keeps it through the winter in the head so it will not spoil and when he shells it, he beats it out with a club so as not to crack the grain. He claims 100 per cent germination.

Now that is the kind of talk I like. I managed to get a small supply of this seed. While this seed lasts I will sell it at 25c per lb. or 4 lbs. for \$1.00 postpaid, either shelled or in the head. Three pounds or at the most four pounds will plant an acre. Ask for special prices on larger lots. This will give you a start of what I really believe to be the best Kaffir corn in the United States. It is the black hull white Kaffir universally admitted to be the best type of Kaffir corn grown. It was grown on thin land in central Kansas. Speak quick if you want some of it.

### Kaffir Corn For Fodder Purposes

We can furnish plenty of the ordinary grade of Kaffir Corn, plenty good enough for sowing for fodder purposes, at a very reasonable price. As it requires 60 to 100 lbs. of seed per acre sown broadcast for fodder, a cheaper grade of seed is usually used for this, and we can furnish it to you all right, but we would not advise this grade to use for growing grain. See Blue list opposite Page 64 for prices.



A good Head of Blackhull White Kaffir Corn of Our Pedigree Strain.

### Milo Maize

Next to Kaffir Corn this is probably the best known of all the grain sorghums. It does not grow so tall as Kaffir Corn, and as a rule does not yield as well under favorable conditions, but it can be grown on less moisture and for that reason is quite largely grown in the Western part of Kansas, Oklahoma and Nebraska, where Kaffir Corn sometimes fails for lack of rain. The grains are considerably larger than those of Kaffir Corn, and the heads instead of standing straight up are inclined to droop more or less. Price, small amounts for trial, 20 cts. per lb. postpaid. For large amounts see blue list opposite Page 64.

### Shallu

(Egyptian Wheat)

I have been growing Shallu in a small way now for two or three years and I like it very much. It makes a tall, rank growth of fodder, stands drouth well and makes a big yield of grain. The heads sprangle out like Broom Corn. With us it grows taller and stands drouth well.

### Feterita---The New Grain Sorghum

Feterita belongs to the same class as Kaffir and Milo, but is considerably earlier than either one, is said to stand drouth better and makes a larger, so ter grain. In manner of growth it is about half way between Kaffir and Milo, but the heads stand perfectly straight and erect and the grains are very large, pure white and comparatively soft. Can be fed without grinding.


D. S. Woodson, Superintendent of Farm Demonstration Work in Oklahoma, is probably the best authority in the United States on the grain sorghums, and this is what he has to say about Feterita:

"This Department has decided to recommend Feterita in preference to either Dwarf Milo or White Kaffir where these can be grown. It is earlier than the common varieties of Kaffir, which have been heretofore grown in Oklahoma and neighboring states.

The results obtained on the State Demonstration Farms and in the various Agricultural Schools and Experiment Stations and by others who have given it a thorough trial, all tend to prove that it is not only of practical value, but has many points of superiority over both of the more familiar grain sorghums, Milo and Kaffir. We have received news from every section of Oklahoma that Feterita has withstood the drouth and in practically every instance has matured where Kaffir and Milo are complete failures.

Feterita is the one crop that will beat the hot winds and drouth by maturing 30 days earlier than Kaffir Corn and 15 days earlier than Milo. The feeding value of Feterita as a grain and forage is equal in every way to Kaffir, and we believe it to be much better on account of the grain being larger and much softer than Kaffir. It can be fed to good advantage without being ground, which is necessary to obtain best results from Kaffir."

Now, that sounds to me like pretty straight talk and while I have not had a chance to try out Feterita on a large scale as a field crop, it did fine for me in a small patch in the trial grounds, and I feel no hesitation in recommending it to my customers. I have a good supply of seed grown in Western Oklahoma. Price, small amounts for trial, 10c per pkt., or 25c per lb. Ask for special prices on larger amounts.



Milo Maize. A great crop for the dry country

# Flower Seeds

In making up my list of flowers, I have had the farm flower garden in mind and have chosen ones that will grow and bloom with the least care, the ones that will not complain if a few weeds are left in, and can stand a little dry weather in a pinch. I maintain the same high quality and liberal measure in flower seeds that I do in other departments. They must be in keeping with the big red packets of vegetable seeds and the seed corn in the ear. I handle only the very best strains, and I know they will please you. I get the seeds in bulk from the best growers—American, German and French—and put them up in good, liberal, farmer-size packets, not the two-for-a-cent size you sometimes get.

**Culture.**—Most flower seeds should be planted shallow, say three times the diameter of the seed, and kept covered with an old cloth or carpet till sprouted to prevent drying out. Plant in rows for easy tending and keep the weeds pulled out, but be sure first that they are weeds. With slow-growing seeds it is a good plan to drop in a few cabbage or radish seeds, as they will come up quickly and mark the rows for you.

Unless otherwise specified, the flowers are in mixed colors, as most people prefer them that way. On some I offer separate colors, but in such cases the colors are given.

**Flowers for the Children.** Nothing pleases a child so much as a flower garden of their very own. Buy a few flower seeds for the children and give them a chance to have a little garden.

Unless specially mentioned these are flowers which bloom from seed the first year and should be sown in the spring. All are easily grown and will succeed for any one.



## Asters

Of flowers grown from seed, few are more satisfactory than Asters. They are easily grown in any good soil, in any location, and by any one. They will grow in open ground or in partial shade. They bloom at a time of the year when other flowers are scarce, and from July till frost they furnish a wealth of bloom. The seed can be planted either in the open ground or in a hotbed or cold-frame, or the plants may be started in a box in the house. There is a big list of sorts, but the ones I have selected are the ones I like best myself, and I am sure they will please you.

**Florists' Mixture of Asters.** This is made up from the cream of the list, all tall growing, long-stemmed sorts, principally White, Pink and Red sorts with a sprinkling of other delicate shades. This is the mixture to grow for cut-flowers or extra-fine ones for the home garden. Large pkt. 10 cts., trade pkt. 25 cts.,  $\frac{1}{4}$  oz. 50 cts., oz. \$1.75.

**Florists' White Asters.** Tall. Many flower-lovers prefer to have the white sorts by themselves, and for these I have made up a very fine mixture of Tall White Asters, from all the best-known named sorts, such as Victoria, Hohenzollern, Crego, Giant Comet, Giant Branching, Peony-flowered and Ostrich Feather. Large pkt. 10 cts., trade pkt. 25 cts.,  $\frac{1}{4}$  oz. 50 cts., oz. \$1.75.

**Florists' Pink Asters.** Tall. Similar in quality to the Florists' White Asters described above, but containing only pink, flesh, shell and peach-blossom colors. Large pkt. 10 cts., trade pkt. 25 cts., oz. \$1.75.

**Florists' Red Asters.** Tall. This is the deep red section of the same extra-fine grade. Colors are various shades of deep red, ranging from cherry to deep crimson. Large pkt. 10 cts., trade pkt. 25 cts.,  $\frac{1}{4}$  oz. 50 cts., oz. \$1.75.

**Florists' Blue Asters.** Tall. Same extra-fine quality as the other Florists' Mixtures of Asters, but covering the blue shades, ranging from light blue or lavender to sky-blue and royal purple. Large pkt. 10 cts., trade pkt. 25 cts.,  $\frac{1}{4}$  oz. 50 cts., oz. \$1.75.

**Florists' Mixture of Extra Early Asters.** Dwarf. This mixture is made up from the best extra-early or June-flowering Asters. They cover the whole range of color, but run strongest on whites, pinks and reds. Large pkt. 10 cts., trade pkt. 25 cts.,  $\frac{1}{4}$  oz. 50 cts., oz. \$1.75.

**Queen of the Market.** A fine strain of early Asters, specially valuable for commercial work. Brilliant Rose, Crimson, Dark Blue, Light Blue, Pure White, or Mixed all colors. Each, pkt. 10 cts.,  $\frac{1}{4}$  oz. 25 cts., oz. 75 cts. Any 3 pkts. each 25 cts., all 6 for 50 cts.

**Peony-Flowered Perfection.** Probably the largest Aster of any. Large, tall plants, and enormous peony-shaped flowers, 3 to 4 inches across. Snow White, Fiery Scarlet, Dark Blue, Ash-Gray, Dark Carmine and White, or Mixed all colors. Each, pkt. 10 cts. 3 for 25 cts., all 6 for 50 cts., each, per  $\frac{1}{4}$  oz., 75 cts.

**Giant Comet or Poodle.** Just like a Japanese Chrysanthemum. Enormous flowers, 3 to 4 inches across, with long, twisted, curling petals. Very fine. Pure White, Wine-Red, Dark Blue, Peach Blossom, White and Lilac, or Mixed all colors. Each, pkt. 10 cts., 3 for 25 cts., all 6 for 50 cts., each, per  $\frac{1}{4}$  oz. 75 cts.

**Seiple's Giant Branching.** Late-flowering; very large and graceful. Born on a branching upright bush. Very free-flowering. Pure White, Peach Blossom, Azure Blue, Indigo Blue, Bright Rose, or Mixed all colors, Each, pkt. 10 cts., 3 for 25 cts., all 6 for 50 cts.; each, per  $\frac{1}{4}$  oz. 75 cts.

**Dwarf Bouquet.** Charming little dwarf plants, literally covered with flowers, so that each plant looks like one big bouquet. All colors mixed, pkt. 5 cts.

**Globe-Flowered Pyramidal.** Bush grows in a pyramidal shape and is covered with beautiful flowers of perfect globe shape. All colors mixed. Pkt. 5 cts.

**Yellow.** This is the rare color in Asters. Not quite a golden yellow, but delicate sulphur-yellow. This is something new that your neighbor has not got. Pkt. 10c, 3 for 25c.

**Choice Mixed.** A good mixture of Asters containing all colors and all shapes and sizes. Pkt. 5 cts.,  $\frac{1}{4}$  oz. 25 cts.

**Tall Mixed.** A good mixture of all the tall sorts. Pkt. 5 cts.,  $\frac{1}{4}$  oz. 25 cts.

**Dwarf Mixed.** A mixture of all the dwarf sorts. All colors. Pkt. 5 cts.,  $\frac{1}{4}$  oz. 25 cts.

**White Mixed.** All kinds, shapes and sizes of Asters; all pure white. Pkt. 5 cts.,  $\frac{1}{4}$  oz. 25 cts.

## Balsam or Touch-Me-Not

An old favorite, and always a success. The modern improved sorts are beauties, too.

**Schmidt's Prize Double.** The very finest to be had. All colors mixed. All the very fullest double. Pkt. 10 cts., 3 for 25 cts.,  $\frac{1}{4}$  oz. 50 cts., oz. \$1.50.

**Camellia-Flowered.** Very double and large. Flowers all shades of color, and all covered with white dots. Pkt. 5 cts.,  $\frac{1}{4}$  oz. 25 cts.

**Carnation-Striped.** Flowers striped like carnations. Very beautiful and odd. Pkt. 5 cts.,  $\frac{1}{4}$  oz. 25 cts.

**Dwarf, or Tom Thumb Balsam.** Grow only about 8 or 10 inches high. Very handsome; full double. Pkt. 5 cts.,  $\frac{1}{4}$  oz. 25 cts.

**Choice Mixed.** All kinds and colors. Pkt. 5 cts.,  $\frac{1}{4}$  oz. 15 cts., oz. 50 cts.

## Carnations

The regular greenhouse Carnations are rather hard for the amateur to grow, but are very fine if you can grow them. The Marguerite Carnations are not quite so large, but are much earlier and easier to grow. They will bloom the first year from seed, often in about four months from time of sowing.

**Dwarf Marguerite.** A certain success. Sweet-scented and fine in every way. Pure White, Dark Red, Pure Yellow and Striped, or all colors mixed, each, pkt. 10 cts., 3 for 25 cts., all five for 40 cts.

## Hollyhocks

A favorite with every one. Tall and stately and always handsome. Most beautiful when seen in groups or long rows with a background of evergreens or shrubbery.

**Finest Double Mixed.** Pkt. 10 cts., 3 pkts. for 25 cts.

**Finest Single Mixed.** Pkt. 5 cts.,  $\frac{1}{4}$  oz. 15 cts.

## Morning-Glory

**Imperial Japanese.** The finest of all Morning Glories. Far ahead of the old-fashioned sort. This is imported seed and very fine. A wonderful range of colors. Pkt. 10 cts.; 3 for 25 cts.

**Choice Mixed.** All colors. Pkt. 5 cts., oz. 25 cts.

## Florists' Mixed Asters

**Special Offer** One large pkt. each of the six mixtures, 50 cts. With these six separate mixtures of Florists' Asters you would be well fixed for commercial Aster-growing, and for the home flower garden you would have the most wonderful lot of flowers that could well be imagined.

## Nasturtiums

These are about as satisfactory flowers as you can plant. They will grow and bloom anywhere, and in fact do better in thin, poor soil than in rich dirt. These come into bloom early and stay until frost kills them. Colors are all shades of red and yellow. The climbing sorts are fine to train up to a window.

### Dwarf or Tom Thumb

A mixture made up of the choicest sorts in all colors. All make a rounded, compact bush, literally covered with bright flowers. **Large pkt. 5 cts., oz. 15 cts.**

The following named sorts of Tom Thumb Nasturtiums are the best to be had.

**Beauty.** Yellow flamed with scarlet.  
**Crystal Palace Gem.** Fine straw color.  
**Empress of India.** Bright scarlet with dark foliage.

**Golden King.** Golden yellow, dark foliage.  
**King of Tom Thumbs.** Scarlet flowers, dark foliage.

**King Theodore.** Bluish green foliage, flowers almost black.

**Ruby King.** Dark foliage, deep red flowers.  
**Spotted King.** Dark foliage, spotted flowers.

### Climbing Nasturtium

(Lobbianum)

The very finest strain of all tall or climbing Nasturtiums. An improved strain, noted for its brilliant flowers and rapid growth. Will climb six feet or more, with flowers all the way. Fine mixture from named sorts. **Pkt. 5 cts., oz. 20 cts.**

The following named varieties at the same price:

**Black Prince.** Darkest of all.  
**Cardinal.** Glowing scarlet.  
**Crown Prince of Prussia.** Blood-red.  
**Lucifer.** Dark scarlet with dark foliage.  
**Napoleon III.** Golden yellow, spotted brown.

**Queen Victoria.** Cinnabar-red.  
**Spitfire.** Bright fiery red.

### Tall Nasturtiums

This is the ordinary Tall or Climbing Nasturtium. It is a good strain but not nearly equal to the Lobbianum strain. Mixed, all colors, **pkt. 5 cts., oz. 10 cts.**

## Petunias

One of the easiest grown annuals. Can be sown where they are to grow or can be started in a cold frame or window-box and can be transplanted later. Seed of the double varieties should be very carefully sown as they are weak at the best, and the very weakest plants from them are the ones that are most likely to come double. The seed of the double sorts will produce only 20 per cent to 30 per cent double ones, but the rest will be very fine giant single sorts.

**Hybrida.** The ordinary old-fashioned Petunia. Mixed colors, **pkt. 5 cts.**

**Snowball.** Pure white, compact growing medium sized single flowers; very free blooming and handsome. **Pkt. 10 cts.**

**Giants of California.** Flowers of enormous size, with beautifully ruffled and fringed edges and covering every known shade of color in Petunias. **Pkt. 20 cts.**

**Double Mixed.** The big genuine double Petunia. All colors and shades. Of course they will not all come double, but at least 25 per cent or possibly more will be double ones, and you will be well repaid for your trouble. **Pkt. 25 cts.**

**Giant Double Fringed.** Saved only from the very finest fringed Petunias of mammoth size. Will bring generally 30% double flowers in every conceivable shade. **Pkt. 30 cts.**

**Special Offer on Petunias:** One pkt. each of the different kinds offered for 65c. These would cost 90c if bought separately.

## Pansies

Every one is fond of pansies, and every one, rich or poor, should have a bed of them. They are easily grown and a constant delight. Plant early in the spring, either out doors or in the hotbed. Will do well almost anywhere, but do best in a cool place, a trifle shaded. I have the very best German, French and English seed, and for size and brilliant coloring you cannot beat it anywhere. Packets contain about 100 seeds each.

**International Mixture of Show Pansies.** This is a special mixture of the very finest and largest Pansies from all the noted European growers. If there are any better Pansies to be had anywhere I wouldn't know where to look for them. All the big fellows are included, and under high culture blooms 3 inches or more in diameter may be expected. It covers the entire range of color, from pure white to deep red and coal-black, with all the shadings and combinations of colors in between. **Pkt. 20 cts., 2 for 35 cts., ½ oz. \$1, oz. \$6.**

**Imperial German.** This strain is from Schmidt, the great German florist, and is the cream of the German Pansies. Very large and of beautiful color and form. All colors mixed, **pkt. 10 cts., 2 for 25 cts., ½ oz. 75 cts.**

**Choice English Mixed.** Not so large as the mixtures described above, but free-growing and of very fine coloring. The kind generally used for bedding. **Pkt. 5 cts., 6 for 25 cts., ½ oz. 50 cts., oz. \$2.50.**

**Fairy Queen.** A beautiful sky-blue Pansy with white frilled margin. One of the daintiest and loveliest Pansies I ever saw. **Pkt. 10c.**

**Peacock Pansies.** Dark red and violet and purple, blotched and marked like peacock feathers, and finished off with a margin of pure white. The most striking and beautiful Pansies you ever saw. **Pkt. 10 cts., 3 for 25 cts.**

**Named Giants.** These named sorts are special colors which have been saved out and selected to come true to color, size and shape. They are all of the Giant type, the great big fellows with long, stiff stems; gorgeous colors and ruffled edges. **Pkt. 10 cts., 3 for 20 cts. All 8 for 50 cts.**

**Giant Azure-Blue.** Clear, brilliant blue.

" **Emperor William.** Deep ultramarine blue.

" **Fiery Faces.** Rich scarlet with gold edge and yellow center.

" **Golden Yellow.** Clear, deep yellow.

" **King of the Blacks.** Deepest velvety black.

" **Lord Beaconsfield.** Velvety purple-black.

**Snow Queen.** Pure white throughout.

**Mauve Queen.** Mauve, blotched with bluish carmine.

### Special Pansy Collection

One packet each of the thirteen Pansies listed for 95 cts.

### 25c Pansy Collection

One packet each Imperial German Mixed, Choice English Mixed, Fairy Queen, Peacock, and King of the Blacks, all for 25 cts.

## Pinks

One of the old favorites. Easily grown and should be in every garden.

**Double China.** Double fragrant flowers. **Pkt. 5 cts.**

**Fireball.** A very large, hardy garden Pink.

## Poppies

These are my favorite flowers. They grow and bloom in any kind of soil and in any kind of weather. The colors are so brilliant and showy that they attract more attention than anything on the place. As someone has said, "They are red and not ashamed of it." My bed of Poppies won the admiration of every passer this last summer, and in July when it was so hot nothing else would bloom the Poppies were on hand, fresh and beautiful, every morning.

**Finest Mixed.** These are the ones I had in my garden last summer. I saved seed from all the best ones of all kinds and made one grand mixture of it. It has all kinds and all colors, double and single. Many are the tall stately kinds. **Packet 5 cts., oz. 40 cts.**



A vase of mixed poppies from my garden. Could anything be finer.

**Double Peony-Flowered.** Tall growing and look like a large Peony. All colors and shades. **Pkt. 5 cts.**

**Double Carnation-Flowered.** Like a carnation, but much larger. **Pkt. 5 cts.**

### PINKS Continued

very double and deep fiery scarlet in color. **Pkt. 10 cts.**

**Snowball.** A fit mate for the Fireball. Just exactly like it, but pure white in color. **Pkt. 10 cts.**

**Grass.** (Clove Pinks.) Very sweet scented. Hardy and will live for years. Always found in old fashioned gardens. Mixed colors. Double and single. **Pkt. 10 cts.**

## Verbena

Verbenas will stand more hot dry weather during the summer and more cold weather in the fall than almost any annual we have. I always plant them in the tulip beds after the tulips are done blooming and they keep them gay all fall.

**Mammoth Mixed.** The finest, largest, brightest Verbenas it is possible to procure. All colors mixed. **Pkt. 10 cts., 3 for 25 cts., ½ oz. 50 cts.**

**Red, White, Blue and Striped.** Separate colors, mammoth strain, the very finest, largest, brightest strains possible to get. Each, **pkt. 10 cts.**

**Patriotic Verbena Collection.** The Red, White and Blue, a striking combination of colors. **One packet each 20 cts.**

# Sweet Peas

Sweet Peas are probably the most popular flowers in America. They are loved by every one, both for their beautiful coloring and for their delightful fragrance. I am a great lover of Sweet Peas myself and have paid a great deal of attention to them. I have the very finest strains of seed I can find, and you cannot get any better anywhere, no matter what price you pay. Plant very early in the spring, as early as you can work the soil. They will grow in any good garden ground where you could raise ordinary garden Peas. They cannot stand heavy shade nor extreme dry weather, but should have good ordinary or rich soil, true sunlight and plenty of moisture.

## Mixtures

**Finest Eckfords Mixed.** This includes all the best Eckfords of the Grandiflora type, and also a sprinkling of what are known as the California Giants. It has every imaginable color and shade. I have taken great pains with this mixture and I am sure it will please you. Pkt. 5 cts., oz. 10 cts.,  $\frac{1}{4}$  lb. 35 cts.

**Countess Spencer Hybrids Mixed.** This is the wonderful new orchid-flowering race of Sweet Peas which has created such a sensation the last two or three years and originated a new class of Sweet Peas. The flowers are of a very large size, frilled and ruffled at the edges, and generally three or four blooms to a stem. They are different from any other type of Sweet Peas, and I think are much finer. There is a wide range of color, mostly in soft, delicate shades. Pkt. 10 cts., oz. 25 cts.,  $\frac{1}{4}$  lb. 75 cts.

**Perennial Sweet Peas.** These grow somewhat like an ordinary Sweet Pea, but live over from year to year. Quite a curiosity. Pkt. 10 cts.

**Cupid Dwarf Sweet Peas.** Grow only about 8 inches high and need no stakes or trellis. Not so attractive, to my mind, as the big, tall-growing kinds, but quite a curiosity. All colors. Pkt. 5 cts.

**Double Mixed.** Not really double, but with part of the flowers having more than the usual number of petals. Pkt. 5 cts.

## Named Sweet Peas, Grandiflora Type

The following are the very best and latest varieties of the ordinary or Grandiflora type of Sweet Peas. It covers the entire range of color and I do not believe you could improve on the selection.

**Dorothy Eckford.** Best large; pure white; very fine.

**Hon. Mrs. E. Kenyon.** Best and largest yellow.

**Jane Scott.** Best large, deep, pink.

**Mrs. Dugdale.** Bright rose-color.

**King Edward VII.** Best brilliant scarlet.

**Miss Willmott.** Deep orange color.

**Othello.** Best and largest maroon.

**Navy Blue.** The only good bright blue.

Any of the above varieties, pkt. 5 cts., oz. 15 cts.

**SPECIAL OFFER.** One packet each of the above named sorts, a pkt. of Cup'ds, a pkt. of the double ones, and an oz. of the best mixed, 11 packages altogether, sent postpaid for 25 cts. This collection will plant a double row 25 feet long.

## Named Spencer Sweet Peas


In this we have a new class of Sweet Peas which has attracted a great deal of attention for the last two or three years. Flowers of enormous size with both standard and wings waved, fluted and frilled, while the flowers are so loosely and gracefully set on the stems that they at once show their superiority to the older kinds. The vines are healthy and vigorous, growing taller than the ordinary varieties. The perfectly formed blooms often measure two inches across. The original variety, called Countess Spencer, which originated in England, varied somewhat in color, but by selection and improvement of these variations a considerable list of beautiful varieties has been produced.

The man who grows these Spencer Sweet Peas for me is a crank on Sweet Peas and a mighty good authority. I had him make up for me the following list of named varieties as the best selection that could possibly be made.

**Asta Ohn.** Lavender suffused or tinted with mauve. The best lavender in the list. Comes uniformly four blossoms to the stem and the stems are especially long.

Prices: Any of the above named Spencer varieties, pkt. 10 cts., oz. 40 cts. Mixed Spencers. A mixture of these and other named varieties of Spencers, pkt. 10 cts., oz. 25 cts.

**SPECIAL OFFER** — One small pkt. each of the above ten specially selected named Spencers and one large pkt. Mixed Spencers, 11 pkts. in all, 35 cts.



What Is Nicer Than Sweet Peas?

They can be grown anywhere and will bloom for anyone. Give them a cool place, plenty of moisture, and plant them early. Our mixtures will give you every known color in Sweet Peas.

**Apple Blossom (Spencer).** Standard primrose, showing veins of deep rose. Wings bright carmine overspread on primrose. It is very large with especially large drooping wings.

**Countess Spencer.** Bright, clear pink, showing a little deeper at the edges. Very large, frequently measure two inches across. The stems are long and it is just about a perfect Sweet Pea.

**Dainty Spencer.** White edges with light pink; hooded form; very long stems.

**Helen Lewis.** Rich crimson-orange with wings of orange-rose. Very large and with true Spencer form.

**King Edward (Spencer).** Deep rich carmine-scarlet, of glossy effect.

**Mrs. C. W. Breadmore.** A lovely new "picotee" of true Spencer type. Distinctly pink edged upon a cream ground.

**Mrs. Sankey.** A pure white Spencer of finest type and good size.

**Paradise Red Flake.** Deep primrose, flaked or lightly striped with rose and red.

**Prince of Austria.** Chocolate and purple. Blended and striped.

# Flower Seeds (Continued)

## Moonflower

**Giant White.** This is the true, big white everblooming Moonflower. A great climber. We have them climbing all over the seed house and they go 20 or 40 feet high in a remarkably short space of time. Pkt. 10 cts., 3 pkts. 25 cts.

**Mammoth Pink.** Very much like the big white Moonflower, but pink in color. A great climber. Pkt. 10 cts., 3 for 25 cts.

**Heavenly Blue.** Flowers 4 to 5 inches across, in large clusters and produced in such abundance as to almost hide the foliage. Pkt. 10 cts., 3 for 25 cts.

Special Offer: One each of the three Moonflowers, White, Pink and Blue for 25c.

## Larkspur

**Giant Emperor.** Finest of all Larkspurs. Very free-flowering. Azure-Blue, Pure White, Tricolored, Rose, Brick-Red. All colors mixed. Each, pkt. 5 cts., all six for 25 cts.

**Double Dwarf Rocket.** Full double, a mass of flowers and only a foot high. Mixed, all colors, pkt. 5 cts.

**Giant Double Hyacinth-Flowered.** About 3 feet high and as double and solid as a double Hyacinth. Mixed, pkt. 10 cts.

## Gourds

These are in many ways the best vines on the list. They will grow remarkably fast, will grow in any location and are useful as well as ornamental. We can supply the following varieties at 5 cts. per pkt. each:

**Fancy Mixed.** All kinds from the little orange to the 5-ft. Hercules' Club. Over 40 kinds in all.

**Nest Egg.** Guaranteed to fool the old hen every time.

**Dipper.** The old-fashioned Missouri sort.


**Orange.** Small and highly colored. Pretty.

# Flower Seeds, Condensed List

I wish I had room to describe all the flowers in full, but I am running short on space so will have to give simply a condensed list of them. Old-Fashioned Flowers. I have included in the list all the old-time favorites,—the sweet, old-fashioned flowers of our grandmothers' day. Look over the list and see the old friends you will find there.

Abutilon. Finest hybrids, mixed . . .	\$0 10
Ageratum Mexicanum. Blue . . .	05
Albiflorum. White . . .	05
Alyssum, Benthami (Sweet Alyssum) . . .	05
Saxatile compactum. Yellow . . .	05
Asters. See page 76 . . .	
Bachelors Button ( <i>Centaurea Cyanus</i> ) . . .	05
Balsam Apple ( <i>Momordica Elaterium</i> ) . . .	05
Baloon Vine ( <i>Cardiospermum</i> ) . . .	05
Balsam or Touch-me-not. See page 76 . . .	
Begonia alba. White . . .	10
Rosea. Pink . . .	10
Butterfly Flower ( <i>Schizanthus</i> ) . . .	05
Calla multiflora praecox . . .	10
Calliopsis Atkinsoni. Yellow and brown . . .	05
Drummondii. Deep yellow . . .	05
California Poppy . . .	05
Canary Bird Vine. Fine climber . . .	05
Candytutt, White . . .	05
Mixed Colors . . .	05
Canna. Mixed . . .	05
Canterbury Bells, Mixed . . .	05
Blue . . .	05
White . . .	05
Cardinal Flower ( <i>Lobelia cardinalis</i> ) . . .	10
Carnation. See page 76 . . .	
Castor Bean. Mixed . . .	05
Catch Fly ( <i>Silene Armeria</i> ) . . .	05
Celosia ( <i>C. pyramidalis plumosa</i> ). Mixed . . .	05
Alba. White . . .	05
Dark Blue . . .	05
Blood-Red . . .	05
Christmas Rose ( <i>Helleborus niger</i> ) . . .	10
Chrysanthemum, Annual. Double white . . .	05
True Japanese. Large-flowering . . .	10
Clarkia. Finest mixed . . .	05
Coboea scandens. Fine climber . . .	10
Coxcomb ( <i>Celosia cristata</i> ). Dwarf mixed . . .	05
Coleus. Foliage plant. Fine mixture . . .	10
Collinsia Bicolor. Violet and white . . .	10
Columbine ( <i>Aquilegia</i> ). Double mixed . . .	05
Durandi. Double striped . . .	10
Canadensis. Scarlet and yellow . . .	05
Coerulea. Colorado; blue . . .	10
Coreopsis. Perennial; yellow . . .	10
Cornflower. Blue . . .	05
Cosmos. Mixed . . .	05
Cypress Vine. Red and white, mixed . . .	05
Dahlia, Fine Single Mixed . . .	05
Finest Double Mixed . . .	10
Daisy, Double. Mixed . . .	05
Devil-in-the-Bush ( <i>Nigella</i> ) . . .	05
Digitalis (Foxglove), Mixed . . .	05
Everlastings ( <i>Helichrysum</i> ). Mixed . . .	05
Feverfew. Double white . . .	05
Forget-Me-Not. Blue . . .	05
Four O'Clocks or Marvel of Peru . . .	05
Gaillardia grandiflora (Blanket Flower) . . .	10
Geranium. Finest double and single sorts mixed . . .	10
Ghost Flower ( <i>Datura Meteloides</i> ). White, sweet-scented . . .	10

Gladiolus. Mixed . . .	\$0 10
Globe Aramant ( <i>Gomphrena</i> ) . . .	05
Godetia. Finest mixed . . .	05
Golden Feather ( <i>Pyrethrum</i> ) . . .	05
Gysophila elegans (Angels' Breath) . . .	05
Hawkweed. Scarlet . . .	05
Heartsease. Tufted, or bedding Pansies . . .	05
Heliotrope . . .	05
Hollyhock. See page 76 . . .	05
Honesty ( <i>Lunaria biennis</i> ) . . .	05
Hyacinth Bean ( <i>Dolichos Labla's</i> ) Mixed . . .	05
Iceland Poppy ( <i>Papaver nudicaule</i> ) . . .	10
Ice Plant ( <i>Mesembryanthemum</i> ) . . .	10
Japanese Hop. Beautiful climber . . .	05
Jacob's Ladder . . .	05
Joseph's Coat ( <i>Amarantus tricolor</i> ) . . .	05
Kenilworth Ivy ( <i>Linaria Cymbalaria</i> ) . . .	10
Kochia tricophylla (Summer Cypress) . . .	05
Lady's Thistle . . .	05
Lantana hybrida . . .	05
Larkspur. See page 77 . . .	
Lobelia, Deep Blue . . .	10
Pure White . . .	10
Love Grove ( <i>Nemophila</i> ) . . .	05
Love-Lies-Bleeding ( <i>Amarantus caudatus</i> ) . . .	05
Love-in-a-mist ( <i>Nigella Hispanica</i> ) . . .	05
Lupines, Blue Dwarf . . .	05
Scarlet and White . . .	05
Dwarf kinds, mixed . . .	05
Tall kinds, mixed . . .	05



Pansies (See page 77)



Kochia or Annual Evergreen

Salvia Splendens

Marguerite Daisy . . .	05
Marigold, Dwarf Mixed . . .	05
Tall Mixed . . .	05
Maurandia. Mixed . . .	05
Mignonette. Sweet . . .	05
Monkey Flower ( <i>Mimulus cardinalis</i> ) . . .	05
Morning-Glory. See page 76 . . .	
Moonflower. See page 77 . . .	
Mourning Birde ( <i>Scabiosa</i> ) Mixed . . .	05
Musk Plant ( <i>Mimulus Moschatus</i> ) . . .	10
Nasturtium. See page 77 . . .	
Nicotina affinis. New Hybrids . . .	10
Pansy. See page 77 . . .	
Passion Flower. Blue . . .	10
Pentstemon. Light blue . . .	05
Petunia. See page 77 . . .	
Pinks. See page 77 . . .	
Phlox Drummondii grandiflora.. Mixed . . .	05
Pure White . . .	10
Dazzling Scarlet . . .	10
Pale Yellow . . .	10
Portulacca (Rose Moss). Single Mixed . . .	05
Double Mixed . . .	10
Primrose ( <i>Primula Japonica</i> ).. . .	10
Prince's Feather ( <i>Amarantus cruentus</i> ) . . .	05
Rose ( <i>Polygona multiflora</i> ). Fairy rose . . .	10
Rubber Tree ( <i>Ficus elastica</i> ) . . .	10
Rudbeckia bicolor superba . . .	05
Salpiglossis. Mixed . . .	05
Salvia Splendens . . .	10
Sedum. Yellow . . .	05
Sensitive Plant ( <i>Mimosa Pudica</i> ) . . .	10
Smilax. Greenhouse climber . . .	10

Sunflower. Dwarf double . . .	\$0 05
Sweet Peas. See page 78 . . .	
Sweet Rocket ( <i>Hesperis matronalis</i> ) . . .	05
Sweet Sultan ( <i>Centaurea alba</i> ) . . .	10
Sweet William. Single Mixed . . .	05
Double Mixed . . .	10
Tassel Flower (Cacalia) . . .	05
Ten-Weeks Stocks. Dwarf German. Mixed . . .	05
Tropaeolum. See Nasturtium . . .	
Venus' Looking-Glass ( <i>Campanula Speculum</i> ) . . .	10
Verbena. See page 77 . . .	
Vinca. Mixed colors . . .	05
Violet. Sweet English . . .	10
Wallflower, Double Dwarf Branching. Mixed . . .	05
Weather Plant ( <i>Abrus precatorius</i> ) . . .	10
Whitlavia grandiflora. Blue . . .	05
Winter Cherry (Physalis) . . .	10
Wild Cucumber. Native Climber . . .	05
Zinnia. Finest mixture; large double . . .	05
Miniature. Mixed . . .	05

## Ornamental Grasses

Agrostis Algeriensis . . .	\$0 05
Avena sterilis (Animated Oats) . . .	05
Brisa maxima (Quaking Grass) . . .	05
Coix lachrymae (Job's Tears) . . .	05
Eragrostis elegans (Love Grass) . . .	05
Eulalia Japonica . . .	10
Gynerium argenteum (Pampas Grass) . . .	05
Lagurus ovatus (Hare's Tail Grass) . . .	05
Melica altissima (Pearl Grass) . . .	05
Pennisetum longistylum . . .	10
Stipa pennata (Feather Grass) . . .	05
Ornamental Grasses. Mixture of all the above. Large package . . .	10

## Wild Flower-Garden Mixture

A mixture of common annuals that are easy to grow and will do well anywhere. Contains over 100 varieties. Fine for children, who always want a great variety in a small space. Large-sized packets 10 cts.



Abutilon



Phlox



A beautiful front yard seeded with our EVERGREEN mixed lawn grass seed. Notice how even and smooth it is. You can just as well have your place look that way, too.

## Field's Evergreen Mixed Lawn Grass Seed

Some people seem to think that it is a hard matter or impossible to get a nice lawn started, but we have always found it very easy, if you use good seed and pay attention to getting the ground prepared in good shape to start with.

**Preparation.** In the first place you must, of course, have soil that is fairly rich. If it is real poor and thin, sandy, or sour, heavy clay, you will have to add some good soil to it before you start. It must be worked up fine and mellow and free from sticks, thrash, clods and stones. You can't cultivate lawn grass after it is planted, so you must do all your cultivation beforehand. When you get the ground nicely fixed, sow the seed broadcast at the rate of one quart to three hundred square feet, and then rake it in so it will be covered nicely. Of course, it must be kept moist until it gets well started. Grass is mighty tender stuff when it is young, and if it gets dried out down to the roots, it will kill out but if you can keep it moist and growing until it is two or three weeks old, the chances are you will have no further trouble getting a nice lawn. Of course, the richer the soil the better chance you will have and the quicker you will get a good growth of grass. Rich soil, plenty of moisture and plenty of good seed will give you a fine lawn in a short time.


**The Seed.** I have studied and experimented on the lawn grass question a great deal and I have worked out a mixture or combination of grasses that I consider just about right. It don't do to depend on any one kind of grass alone. Kentucky Blue Grass is all right, but it is slow to start and turns brown in dry weather. I use some of it in the mixture. In fact, it is the basis of all good lawn grass mixtures,

but you can improve it mightily by using other grasses and White Clover along with it. If you want straight Blue Grass, I can furnish it, but I am positive you will have much better results from the mixture than you would with the straight Blue Grass. If you don't believe it, try it for yourself.

**Our EVERGREEN Mixture.** I believe that our Evergreen mixture is the best mixed lawn grass you can buy anywhere. It is good, solid, clean seed, free from weed seeds and trash. It is guaranteed to show high germination and start quickly and evenly. It will thrive in any part of the country and on any soil that is fairly rich and moist. It will stay green all summer and will make smooth, velvety, close woven sod, which is what we all want.

**Ready for Mowing in Four Weeks.** If you will prepare the soil in good shape and keep it moist until the grass gets started, you can have a lawn ready to mow in four weeks from the time you sow the seed and it will keep coming and getting better all the time. Be sure and use plenty of seed, not less than one quart for each three hundred square feet. For instance, if you have a plot of ground 20x30 feet, that would be 600 square feet, and you should use two quarts of seed. Of course, if you want to patch up an old lawn, which already has some grass on it, you could use less seed, but it is much better to use too much rather than not enough. Grass seed is ordinarily figured at 14 lbs. to the bushel, but I have used clean, solid seed and our mixture weighs 20 lbs. to the bushel and we sell it on that basis.

Price, by mail postpaid, 30 cts. per qt., 20 cts. per pt. Price, by freight or express 20 cts. per qt., \$1.35 per pk., \$5 per bu. of 20 lbs.



California Privet; Makes an Ideal Hedge

### California Privet

Probably the best known of all the ornamental hedge plants. Makes quick growth and can be easily kept trimmed, has perfect hedge form, perfectly hardy and will thrive in practically any soil or location. Good, large plants, \$6.00 per 100. Not prepaid





### A View of Part of Our Field of Iris

We have over fifty varieties in our garden by the Seed House, and it is the most beautiful sight you ever saw. They were in bloom from sometime in April until the middle of June, and I believe we must have had hundreds of thousands of blooms.

The Iris deserves to be better known and more extensively grown. I consider it one of the most beautiful of all hardy flowers. In the first place it is absolutely hardy; it will grow and thrive and bloom in any soil and in any climate; it will stand any kind of winter, no matter how severe and will stand any dry summer that will kill almost anything else; it will increase and multiply and always looks well, whether in bloom or not.

The few and common varieties of the old fashioned garden have been increased by flower lovers and scientific plant breeders to a host of beautiful colors and rare beauties.

I have in my own private garden over fifty varieties of this beautiful flower, probably one of the finest collections in the world.

Here are the descriptions of some of the best of them:

**Queen of Gypsies.** The upper part of the flower is old gold, shaded with smoked pearl, while the outer petals or falls, as they are called, are dark maroon veined with light yellow. This makes a very striking combination of colors.

**Blue Siberian.** This belongs to a different family of Iris. All the others in this list belong to what is known as the German Iris, but the Siberian is different in appearance. It grows quite tall and slender with narrow, grassy foliage and the flowers are of the most intense sky blue.

**Princess Beatrice** (*Pallida Dalmatica*). The standards or upper petals are fine delicate lavender in color, while the falls are a much deeper shade of lavender. Flowers are very large, extra fine, a superb variety for cut flowers; very scarce and usually sold at about 50c per plant.

**Silver King.** A beautiful pearly or silvery white. It is large and tall like Black Prince, but a direct contrast to it in color. The entire flower is all of the same color, a beautiful silvery white throughout.

**Eldorado.** Bright, golden yellow, with a slight veining of crimson on the outer petals. A very free bloomer and the most brilliant thing you ever saw. You can see it clear across the garden and it will be the envy of all your neighbors.

**Ruby Queen.** Nearest to a genuine red of any of the Iris. Best described as claret red. A very striking color and a very rare color in Iris. If you want something different from what your neighbors have, get this red Iris.



Blue Iris,—*Orientalis*  
Deep blue; bluest of all Iris.

**Prince of Wales.** Deep violet blue with a deeper purple color on the lower petals. Very large, intense coloring, free blooming, tall.

**Jenny Lind.** A beautiful combination of purplish red and pearl in delicate shades.

**Orientalis.** This is somewhat like the Siberian Iris, and in fact, belongs to that group, but in manner of growth it is more like the German Iris. A very deep, striking blue; the bluest thing you ever saw. A rare variety.

**Queen of May.** A delicate peach blossom pink. Increases slowly and we are sold out on it for this year.

**Fairy Queen.** Most delicate and dainty flower imaginable. Pure white, with a frill or border of lavender.

**Black Prince.** Large, tall, strong grower. Rich, dark purple in color.

**Blue Siberian.** This belongs to a different family of Iris. It grows quite tall and slender, with narrow, grassy foliage; flowers rather small; sky blue.

**White Siberian.** Similar to the blue, except in color, which is pure white.

**Sans Souci.** Yellow. Practically the same as Eldorado.

**Velveteen.** Purple and old gold. A very striking combination.

**Dwarf Pumila.** Very early and very dwarf, only about six inches high. Solid purple color.

**Dwarf White.** Not quite pure white, but a light cream. Very early. Grows about ten inches high.

**Berlin.** Violet blue throughout.

**Celeste.** Pale azure blue.

**Frederick.** Lavender and Purple.

**White Swan.** Creamy white throughout. Very beautiful.

**Brittanicus.** Blue and lavender.

**Bismarck.** Yellow and brown.

**Candicans.** Soft, light blue.

Price, any of these varieties, 15 cts. each, 2 for 25 cts., 4 for 50 cts., 8 for \$1.00. \$1.50 per dozen, either all alike or assorted. These will be good strong plants, guaranteed to live, bloom, and to prove true to name.

### Japanese Iris

For some reason I have never been very successful growing Japanese Iris. They are mighty fine, if you can get them to bloom, but they take lots of petting, and personally, I very much prefer the other kinds of Iris. Can supply Japanese Iris, mixed or assorted colors, at 20 cts. each or 2 for 35 cts.

### Mixed Iris


We have several rows of Iris that are of mixed varieties, where we have planted the odds and ends of named varieties that were left at the end of the season, or where we have planted small lots of which we did not have enough to pay to keep it on the list of named varieties. Also, sometimes a stake will get knocked down and lost or the label on a box of plants will get lost. Then, they have to go into the mixture. This mixture contains a good assortment of varieties and plants of some of our very finest ones will be found in it. They are increasing fast on us and we want to get them cleaned out, so I am going to make a special offer on them.

**SPECIAL OFFER:** Mixed varieties of Iris, good strong plants, 10 cts. each, 3 for 25 cts. or 75 cts. per dozen.

### When to Plant Iris

Iris is one flower that can be planted at almost any time of the year. I like best to plant it in the fall or in early spring, but really, it can be planted almost any time with a fair chance of success. It is one flower that I have succeeded in moving while it was in bloom, and you know very few outdoor flowers can be moved when they are big and in bloom.

They will grow on practically any soil. We have some on good garden soil, some on a clay fill, where we scraped dirt out of the cellar, some on rich ground and some on poor, and they all seem to thrive about alike. We have a row of them along the curb overhanging the pavement and they seem to enjoy it.



Iris Princess Beatrice

The largest and possibly the most beautiful of all the Iris.

# House Plants

Plant Orders will be mailed as soon as possible after receiving them, weather permitting. It is usually unsafe to ship plants before April 1. The plants will arrive in better condition if shipped at that time, and will be much larger and stronger than if shipped earlier. If customers desire plants immediately, we will comply with their wishes as soon as we think it safe after receiving their orders.

All plant and bulb orders are filled from the greenhouses, and will be mailed in separate packages from there and not with the seeds.

## Geraniums

15 cts. each, any 3 for 40 cts., \$1 per doz. postpaid.

**Buckner.** Pure white; free-flowering.  
**Heteranthe.** Vermilion-red; sturdy foliage.  
**S. A. Nutt.** Rich dark crimson.  
**Bruant.** Best bright vermilion-red.  
**Theocrite.** Soft, tender rose, violet shadings.  
**White Swan.** Pure, double white.  
**J. B. Varonne.** Brightest vermilion.  
**Alphonse Ricard.** Orange red.  
**La Soliel.** Rich scarlet; very double.  
**La Favorite.** Double white.  
**Beaute Poitevine.** Deep rosy salmon, streaked and veined carmine and magenta.

### Ivy Geraniums

15 cts. each, 3 sorts for 45 cts., postpaid.  
**Garden's Glory.** Bright scarlet.  
**Jeanne d'Arc.** White and lavender, double.  
**Galilee.** Lovely rose-colored flowers; single.

### Scented Geraniums

15 cts. each, \$1.25 per doz.  
**Rose.** Richly scented; a great favorite.



Flowering Begonia

**Mrs. Taylor.** Scarlet-flowering; rose-scented.  
**Strawberry Geranium.** A gem of many colors, leaves nearly round, and striped with silver bands; blooms white; 15 cts. each, 3 for 40 cts., postpaid.

**Silver-Leaf Geranium, Mrs. Parker.** Double-flowering; flower double, clear, bright pink. 20 cts. each, 3 for 50 cts.

### Tricolor Geraniums

**Happy Thought.** Dark green foliage, having light creamy center, with dark zone; flowers bright scarlet. 20 cts. each, 3 for 50 cts.

**Mrs. Pollock.** Bright bronzy red zone, belted with crimson and edged with golden yellow. 25 cts. each, 3 for 60 cts.

## Begonia Rex

**Speculata.** Bright green, with a background of chocolate, spotted with silver. 15 cts. each, 3 for 40 cts.

**Lord Palmerston.** Leaves extra large with bronze center, silver band and irregular bronze border. 20 cts. each, 3 for 50 cts.

**Magnifica.** Leaves immense; chocolate-brown, green tint. 20 cts. each, 3 for 50 cts.

## Flowering Begonias

15 cts. each, 3 for 40 cts., \$1.25 per doz.

**Purity.** Will stand the strong summer sun.  
**Thurstoni.** Flowers deep pink.  
**Metallica.** Leaves bronze color.  
**Guttata.** Purple-bronze leaves.  
**Rubra.** Dark green leaves; free-flowering habit; flowers scarlet-rose.  
**Watermelon.** White and green.

## Double Fringed Petunia

20 cts. each; 2 for 35 cts.; \$1.50 per doz., postpaid.

We have succeeded in getting the finest strain or set that we have ever offered—

**Pink Beauty.** Large, clear pink.  
**Majestic.** Deep purple.  
**Storm King.** Pure white; double.  
**Gem.** Variegated white and crimson.

**Vesuvius.** Very dark.  
**Seafoam.** Best white.  
**Achillea.** Purple, mottled white.  
**Favorite.** Beautiful lavender.

**SPECIAL OFFER—Set of 6 varieties for 75 cts., postpaid.**

## Fuchsias

Any variety 15 cts. each, 3 for 40 cts.

**White Phenomenal.** Flowers large and very double; free-blooming; easy to grow.  
**Black Prince.** Waxy carmine or pink.  
**Phenomenal.** Very double; violet-purple.  
**Bland's New Striped.** Striped; rose-red.  
**Monstrosa.** Rich reddish crimson; double.  
**Trailing Queen.** Large flowers formed in drooping clusters.  
**Speciosa.** Attractive as a pot-plant.  
**Mm. Van Der Strauss.** The finest double white Fuchsia.  
**Prince.** Double; sepals scarlet; corolla, a beautiful distinct blue; dwarf.  
**Gloire des Marches.** Sepals deep scarlet; corolla pure white.  
**Avalanche.** Violet-purple corolla.




Foliage Plant

## Coleous, Foliage Plant

Any one of the following varieties, 10 cts. each; 3 for 25 cts.; 25 of any variety for \$1.50.

**Sensation.** Color crimson, maroon.  
**Verschaffeltii.** Dark maroon, yellow border.  
**Yellow Bird.** Golden-yellow.  
**Purple Prince.** Velvety purple.  
**Golden Beauty.** Dwarf yellow.  
**Duneira.** Various shades crimson.  
**Mrs. John Boehner.** Maroon, yellow band.  
**Hero.** Nearly black.



Geranium

**Weeping Lantana.** The plant has a most graceful, drooping habit; grows very rapidly and blooms continually summer and winter. 15 cts. each, 3 for 40 cts.

**Lemon Verbena.** A universal and well-known favorite, grown principally for its scented foliage. 15 cts. each, 3 for 40 cts.

**Otaheite. (Dwarf Orange.)** Waxy white, blossoms emit a delicate fragrance. Nice plants, 15 cts. each; larger plants, 30 cts. each.

**American Wonder Lemon.** Fruits freely. 15 cts. each; larger plants, 35 cts.



American Wonder Lemon

**Umbrella Plant (Cyperus alternifolius).** An ornamental grass, throwing up stems about 2 feet high, surmounted at the top with a whirl of leaves, diverging horizontally. Splendid for the center of vases or as a water plant. 15 cts. each.

## Ferns

**The Boston Fern.** The fronds are much larger than the Sword Fern and do not stand so stiff, but droop gracefully. Excellent for making large specimen plants. Nice young plants, 15 cts. each; larger plants, 25 cts. and 50 cts. each.

**Ostrich Plume Fern.** The best of crested Ferns and a great favorite. Nice young plants, 15 cts. each; larger plants, 25 cts. and 50 cts. each, postpaid.

**Asparagus Fern (Plumosus nanus).** Leaves bright green. Nice plants. 15 cts. each, 2 for 25 cts.

**Asparagus Fern (Sprengeri).** Prettiest decorative house plant we know of. 15 cts. each, 3 for 40 cts.

## Garden Carnations

Can furnish these in white, yellow, scarlet or variegated, but space will not permit us to describe them here. 15 cts. each, 3 for 40 cts. Send along your order and mention color wanted.

## Chrysanthemums

No room here to give descriptions, but we can furnish most any color you want at 15 cts. each, 3 for 40 cts., 6 for 75 cts., postpaid.

# Gladiolas

## The Fairlawn Hybrids

*The most distinct and valuable new race of Gladiolas brought out in the last ten years.*

If you are a lover of this beautiful flower I can assure you a rare treat in this collection. Honestly and truly it is far ahead of anything I have ever seen in this line.

**Its History.** The originator of this strain is Mr. C. L. Goodrich. He is a banker and amateur flower grower in northern Iowa. He is the greatest flower crank you ever saw, and although he has a bank and a farm to look after, he spends most of his spare time fussing around among his flowers. He has probably done more in the line of hybridizing, scientific crossing and hand pollenizing than any flower grower in the United States and he has confined his work almost entirely to Gladiolas.

He started ten or twelve years ago with the best varieties he could buy in Europe and America and took these for his parentstock. He worked mostly by crossing the very best known varieties, transferring the pollen by hand from one flower to another and thus knowing the exact parentage of each cross and its pedigree through several generations. For instance, he has a big block of seedlings of America, some being crosses with Canary Bird and some with Baron Hulot and some with the best pure whites he could find. His aim has been to get the best possible collection of deep reds, pure whites, clear yellows and delicately striped or pencilled varieties and all in the very largest size, and he has succeeded wonderfully. All weak or poor seedlings have been rigidly discarded and nothing but the very finest allowed to grow.

As fast as they bloomed and were passed as being sufficiently good for his collection he sorted them into four sections as follows: red and deep pink—white—yellow—striped and variegated. The results from the blue were disappointing to him. He had the color all right, but could not get the size. All that showed clear blue colors so far have proved to be comparatively small, or if they have the size, they have been in-color, so he asks me not to offer any of his blues.

I am ready to offer this year in a limited supply the following sections at prices noted:

Fairlawn Hybrids	Each	Dozen	Hundred
Red and pink.....	15c	\$1.50	\$11.00
White.....	20	2.00	15.00
Yellow.....	20	2.00	15.00
Striped and variegated.....	20	2.00	15.00
Mixed, all colors.....	10	1.00	8.00

I had hoped to offer a blue section this year, but it is not yet ready. Will hope for it next year.

## Named Varieties from the Fairlawn Hybrids

While Mr. Goodrich believes that Gladiolas should as a rule be sold in mixed color sections he has selected out of a few his seedlings which were of such outstanding merit and value that he thought they ought to be offered separately. Ones of which we have sufficient stock to offer bulbs are the following:

**Agricola.** This is the first of the Fairlawn Hybrids and has been used as the parent of many other varieties. It is unlike any Gladiola I have ever seen and remarkably beautiful. The parentage is unknown and it shows no likeness to any other well known sorts. It is very large, generally five to six inches in diameter, with peculiarly distinct stripes of white and light crimson with dark crimson band on lower petals. Flowers stand out well from the spike and are inclined to droop. Petals open wide and curl back in a peculiar manner.

**Waterloo.** A seedling of Agricola from a cross with America. A very large flower. It is blended with light lilac and lavender marked with crimson on tips of petals.

**Shenandoah.** A beautiful flower of largest size. A seedling of No. 50. (A cross of Agricola and America) crossed with Daisy Leland. Fully as large as any of the parents and with none of the defects of any of them. It is of sturdy rank growth, long straight spike and unlike most large varieties it multiplies very rapidly. Color, bright pink, but showing the Agricola parentage in pencilling of crimson, especially near the tips and a crimson band on the lower petals.

**Decatur.** A seedling of Gov. McCormack, (Childs), from a seedling tracing back to Agricola and a large, pure white. Pure white ground, tips of petals marked crimson, throat marked and mottled with crimson.

**Luther.** A large flower, combination of lavender and light lilac with a mottled throat.

Price, any of the above, 25 cts. each, or five for \$1.00.

**SPECIAL OFFER.** One each of these five wonderful new varieties, all good, strong bulbs, for \$1.00, postpaid.

**Goodrich Seedlings.** These are the seedlings from which the wonderful Fairlawn Hybrids are being selected. They are from hand pollinated crosses of the finest varieties known and contain some wonderful sorts. Price, 75 cts. per dozen, 100 for \$5.00.



Some Sample Spikes of the Fairlawn Hybrids

There will probably be two or possibly three new named varieties added to this list next year, especially a very large pure white and a very large clear yellow. They have made good, but we have not enough stock on hand to offer as yet.

We have no bulbets or small sized bulbs of the Fairlawn Hybrids to offer yet, as we need them all to increase our own stock. The bulbs we offer are all large blooming size bulbs guaranteed to bloom and to be true to name.

**GUARANTEE.** Any of the Fairlawn Hybrids that fail to bloom or that prove untrue to name and description we will replace free of charge.

## Gladiola Blooms For Cut Flowers

Gladiolas make the finest cut flowers imaginable. They will keep for a week or ten days or even two weeks after being cut. They can be used for decorations of any kind or as bouquets. If the wilted blossoms are kept picked off and the stems shortened up occasionally and fresh water added, they will keep fresh and beautiful and bloom on out clear to the top of the spike. They ship well and always arrive in good order.

Growing acres of them for bulbs as we do, we have literally thousands of spikes of bloom for sale, which we ship to the big markets, generally to Chicago. They bring us about \$5.00 per hundred spikes.

I can supply my friends and customers with blooms any time during July, August, and generally throughout September, in lots of twenty spikes or over, at the wholesale rate of \$5.00 per hundred. This would be twenty for \$1.00. It would not pay us to pack smaller amounts for shipment, so we would not care to accept an order for less than \$1.00 worth. For a social, or a party, or a wedding, or anything of that sort, you could not have finer flowers and for \$5.00 you could make a wonderful display. We ship by express and guarantee safe arrival.

**Plant Gladiolas Early.** They like cool weather, and the earlier they are planted the better.

# Gladiolas

## Queen of Flowers

I believe if I were limited to just one flower for my own growing, I would choose the Gladiola in preference to anything else. It has absolutely no insect enemies and no diseases. It has every color of the rainbow. It is beautiful, either growing or picked. It blooms for three months steady. And, best of all, it will grow and bloom in any soil, any weather, and for any one. I have never known anyone to fail with it if they had good bulbs to start with.

Another thing, it is a case where you can "have your cake and eat it, too," for besides the beautiful blooms, the bulbs increase about threefold, and your supply keeps on increasing year to year.

Most people, when you speak of Gladiolas, think of the old-fashioned red and yellow flower common a generation ago, and have no idea of the immense improvement that has taken place in them. Every color of the rainbow is now represented, and in form and color and size no lily or canna can equal them. Some of mine are 6 inches across and the most wonderful and beautiful coloring imaginable. These bulbs are all of my own growing, guaranteed true to name, first quality and sound. All are large, blooming-size bulbs.

**Culture.** Gladiolas will succeed and bloom well under the same conditions that would make a good crop of potatoes or cabbage. They like a rich, mellow soil, fairly moist. They cannot stand shade nor wet, soggy ground. They do best planted very early in the season, the earlier the better, and should be planted rather deep, say 4 or 5 inches. A good rule is to place them as deep as four times the diameter of the bulb, and, in fact, this is a good rule with almost any kind of bulbs. In the fall the bulbs should be dug before hard-freezing weather and stored in the cellar, where they will be cool and dry and safe from freezing.

## Gladiola Bulblet Collection

### Grow Your Own Bulbs

These are the little, wee fellows, about as big as a pea, from which we grow the blooming-size bulbs to sell a year from now. Some few of them will bloom this year, but all will grow and make a bulb that will bloom next year. These are from our best mixture. Most growers refuse to sell these bulblets, but I have decided to offer a limited amount of them at 200 for 25 cts. or \$1.00 per 1,000, sent postpaid. I will send out with each package full directions for growing them to blooming size.

## Gladiolus, Gladioli or Gladiolas?

I suppose I am asked five hundred times a year which of these names is correct and how to pronounce them, and to tell you the truth I have generally dodged the question. I suppose to be technically and scholarly correct it should be written Gladiolus for the singular and Gladioli for the plural. At least, that is what I was taught when I was in the Grammar Grade at school, and these are the scientific Latin names of them.


But, in plain United States language ninety-nine people out of a hundred speak of them as Gladiolas, and as I believe in using plain United States language, that is what I am going to call them, so if you see it written Gladiolas here in this book, please take notice that I really do know the correct spelling, but I hate those Latin words and I am too contrary to use them. H. F.

### Wholesale Prices on Bulbs

We grow literally millions of Gladiola bulbs and can make low wholesale prices on large lots in any size or variety. We are especially strong on good first-class mixtures and can suit you on both quality and price. If you can use 500 or 1,000 bulbs or over, write for special prices.

### Special Offer on Gladiola Bulbs

One each of thirty named varieties, all different, our selection, for \$1.00 postpaid.



Some Sample Spikes from my Gladiola Collection

## Popular Mixtures

**Field's Finest Mixed.** Besides the named varieties, which I keep separate, I grow thousands of bulbs in mixture. Many people prefer them this way; they are of endless variety of form and color. Hardly any two will be alike. They range from dark red to yellow and pure white; every imaginable color. I have bought brag mixtures from everywhere and added to mine until I have a strain that is hard to beat. When they are in bloom I go through and pull out all that do not suit me and throw them away. It carries a large proportion of light and striped and none at all of the old-fashioned red. The bulbs are all of large size. Price, per dozen, 40 cts., 35 for \$1.00. By express, your expense, \$2.50 per hundred.

**Standard Mixture.** These are not of my own growing, but come well recommended from a reputable grower, who supplies them in large lots to leading seedsmen. The colors are good and the mixture is one generally sold as "Best Mixed." Price, per dozen, 25 cts., 50 for \$1.00.

**Groff's Hybrids.** A fine mixture, originated in Canada. They are of my own growing. 40 cts. per dozen, 35 for \$1.00.

**Light and Striped Mixture.** This mixture runs almost entirely to light colors, such as white, yellow, pink and white-striped, pink and yellow and it contains practically no reds or dark colors. While the blooms are not quite so large as from the reds, nor the spikes so heavy and massive, these light colors are preferred by a great many people. Price, 40 cts. per dozen, 35 for \$1.00, postpaid.

**Silver Trophy, or Gold Metal Collection.** This is the celebrated Cowee collection which has created so much excitement the last few years. It contains practically every known color and runs largely to large blooms and tall, heavy spikes. Price, 50 cts. per dozen, 25 for \$1.00, postpaid.

**Giant Red Mixture.** This strain I secured from an Ohio grower who likes reds better than any other color. The stalks are of heavy, massive growth, often 4 to 5 feet high, with very large flowers of varying shades of red, especially fine for massing where red is wanted as the dominating color. Price, 40 cts. per dozen, 35 for \$1.00.

## Goodrich Seedlings

These are the seedlings from which the wonderful Fairlawn Hybrids are being selected. (See preceding page.) They are from hand pollinated crosses of the finest varieties known and contain some wonderful sorts. Price, 75 cts. per dozen, 100 for \$5.00.

## Grow Flowers For Profit

There is no business or occupation to which women are so well suited as that of growing flowers for market, and thousands of women all over the country are making a good living or a good bit of pin money on the side by selling flowers.

Of course, you must have a start of the very best to be had in flowers and you must love them and work with them. You can't expect to have success without lots of hard work. It is no snap raising flowers. There is lots of backache and long hours and dirt and discouragement about it, but there is lots of fun and generally lots of profit.

You should study your own market and your soil and climate before you decide what to grow. It would be hard to advise exactly what would be best. You will have to study that out for yourself. Find what will grow best and sell best in your particular locality. Of course, Roses and Carnations and Chrysanthemums sell well everywhere but they are touchy things to grow and the beginner is liable to fail with them. For a start I would advise Gladiolas, Dahlias, Asters, Sweet Peas and Peonies. I will be glad to help you in any way I can about it.



Gladiolas

## Rare and Choice Gladiolas

These sorts are either novelties or varieties which, on account of their extra fine quality, command higher prices. 8 cts. each, 4 for 30 cts., 85 cts. per doz. All 15 for \$1.00

**Mrs. Beecher.** Beautiful deep rosy crimson; well shaped flowers with pure white throat.

**Wm. Falconer.** Clear rosy pink; very large and very fine.

**Eva.** Beautiful rose, shaded and marked with slate. Throat finely mottled.

**Eugene Scribe.** Tender rose blazed with carmine and red. Finely ruffled and frilled edges.

**Isaac Buchanan.** Nearly the same yellow color as Canary Bird, but a little more of an orange tint and a shorter, broader spike.

**Mrs. Frances King.** In many ways the best in the list. A rank, thrifty grower, very large flowers, often 5 inches across and a beautifully shaped long spike. Often almost two feet of flowers in bloom at once. Light scarlet, with deep markings.

**Peoria.** Slaty lilac with white and crimson throat; very large.

**Copper King.** One of the very earliest, medium size, well open flower of a coppery yellow color. Very free bloomer. Practically the only variety of its color.

**Bird of Paradise.** Beautiful striped pink and yellow. Large flower and large spike, with a large number of flowers open at once.

**Klondike.** Beautiful cream color, with bright scarlet throat. Best one of its color.

**Sadie.** (Coblentz No. 301). Grown by the originator of Mrs. Frances King. Intense scarlet with darker throat. Very strong, heavy grower and fine in every way.

**Emma.** (Coblentz No. 312). Large, red flower with black stripes. Extra large. Salem. Extra large, fine. Salmon-pink in color. One of the Childsi group.

**Purple Prince.** A beautiful redish purple color, mottled and blotched with cream. One of the girls here says it reminds her of plum juice and cream.

**Independence.** A brilliant rose pink with richly marked throat and a long, strong spike.



Gladiolus, "Bird of Paradise"  
8c each, 4 for 30 cts., 85 cts. per doz.



Sample bunch of spikes of bloom from some of my rare and choice varieties of Gladiolas. Could flowers be finer?

## New Varieties

15 cts. each, 4 for 50 cts., \$1.25 per doz.

**America.** This is the wonderful variety an eastern seedsmen paid \$4,000 for. In color it is soft pink, very light; spikes 2 to 3 feet long, with large, spreading blooms. Will bring a higher price in cut-flower market than any other variety.

**Blue Jay.** (Baron Hulot). The only strictly blue Gladiolas. Dark, rich velvety blue, which shades out in the house to a violet-purple. Probably the rarest and most sought after in the whole list.

**Snowbank.** The best of all the white varieties. Practically pure white, and unlike most other whites it is of large size and a strong, thrifty grower.

**Canary Bird.** Clear canary-yellow without other markings.

**SPECIAL OFFER.**—These four brand new varieties, the best of the whole list, solid pink, clear blue, pure white and canary-yellow, 1 bulb each 50 cts.

(Continued From Right Hand Column.)

**Atlas.** Very similar to De Chevillin manner of growth; color is clear violet, large velvety maroon blotch. Small.

**Marie Lemoine.** Large spike of fine flowers. Upper divisions pale cream color, flushed salmon lilac. Lower division spotted violet and yellow.

**Lemoine No. 1.** Light violet and purple, with deep velvety purple throat. Long spike; free bloomer.

**Vashti.** Creamy white, blotched carmine. A large flower and one of the first to bloom. Shaped more like a lily than a Gladiolas.

**Octoroon.** A beautiful creamy pink.

**Brenchleyensis.** An old variety; one of the most brilliant reds. Whole spikes open at once. Fine for massing.

**Short Rose-striped.** Beautiful pink and rose color in stripes. Rather short, broad, heavy spikes.

**Tall Deep Red.** A beautiful variety I found among the seedlings, kept it out and increased it. Very tall and very dark red.

**Uncas.** Tall spike of coppery colored blooms.

## Gladiolas, Choice Named

### Varieties

Any of the following named varieties 5 cts. each, 6 for 25 cts., 12 for 50 cts., 25 for \$1.00, either all alike or assorted, all postpaid.

**Antoinette.** Of the Lemoine type. Quite early, beautiful rosy pink color; medium size.

**Augusta.** Very popular with the florists. Practically pure white with blue anthers.

**Blue and Purple Mixture.** These are unnamed blue and purple varieties, which I have noticed and tagged out from among the seedlings. They range in color from lavender through light purple to deep purple and light blue, and many of them are very oddly marked.

**Columbia.** Light orange-scarlet, blotched and penciled with bluish purple. Throat freely mottled; very large.

**De Lamark.** Fine, clear scarlet with ruffled edges.

**General Wallace.** Very deep brilliant red.

**General Lawton.** Red with darker and white mixed throat.

**General Taylor.** A beautiful combination of cherry and canary in stripes. Tall and large size.

**Madam Lemoine.** Probably the earliest variety grown. Large flowers; creamy white with scarlet throat.

**May.** One of the best. Pure white, splashed with crimson, and showing a light yellow tint in the throat. A tall, strong spike.

**Madam Moneret.** A delicate pink; tall and free blooming. Sometimes slightly marked with carmine. A half-dozen spikes of this variety make as fine a bouquet as you ever saw. Plant lots of them.

**General Howard.** Pure white, with yellow and purple markings in throat.

**De Cheville.** Of the Lemoine, or Butterfly type. Very early and sure bloomer. Often five spikes from one bulb. Salmon-red with buff splotch in throat. Rather small.

(Continued in Middle Column)



Niagara, the beautiful new cream colored variety. 25 cts. each.

# Cannas

These are fine for decorative effect on the lawn. They are tropical looking, and the rank, green foliage and gay red and yellow flowers make a brilliant sight. Plant in rich, moist soil when the weather is warm and settled. Better yet, start roots in a flower-pot in the house and have them ready to set out when warm weather comes.

## Either Dormant Bulbs or Growing Plants

We generally send out dormant bulbs of the Cannas during the early part of the season, taking care to send out only good live bulbs with nice sprouts showing.

As the season advances we generally send started plants six to ten inches high. Provided they are alive and sound. I like the bulbs the best, but some people prefer plants, and late in the season plants are all we can send.

Either should live all right with ordinary good care and plenty of warmth, but they cannot stand cool weather.

**Allemania.** 6 feet. Very large flower; scarlet with yellow border, green foliage.

**Austria.** 6 feet. Very large flowers. Pure canary-yellow. Green foliage.

**Black Beauty.** 7 feet. Small red bloom, rich bronze foliage. Makes excellent background for the yellow varieties, also fine for center of bed. Best of all the red-leaved sorts.

**Burbank.** 5 feet. Flowers canary-yellow with small crimson spots. Very large. Green foliage.

**Chicago.** 5 feet. Clear deep vermilion. Large flowers opening up nearly flat. Green foliage.

**Explorateur Campbell.** 5 feet. Crimson bloom, green foliage.

**King of the Bronzes.** 6 feet. Bronze foliage, small orange flowers.

**La Patrie.** 4 feet. Green foliage, pink bloom.

**Majestic.** 7 feet. Extra-large green leaves, veined and edged with purple, making a very beautifully colored foliage; flowers small; bright glowing crimson.

**Major.** 7 feet. Very wide, dark-green leaves, small scarlet flowers.

**Oceanus.** 5 feet. Light green foliage, flowers yellow and red.

**Parthenope.** 6 feet. Green foliage. Orange-scarlet bloom shading to salmon.

**Pennsylvania.** 6 feet. Green foliage; pure deep scarlet flowers, very large, often 7 inches across.

**Progression.** 5 feet. Green foliage, yellow flowers with red dots.

**Shenandoah.** 3½ feet. Pink flowered, bronze foliage.

Any of the above varieties, 10 cts. each, 6 for 50 cts., or 90 cts. per doz., postpaid.


## Three Extra Fine Ones

**King Humbert.** 4 feet. The finest Canna grown; very broad-leaved foliage, of a rich, reddish bronze color. Flowers orange-scarlet; very large. Very free bloomer. The only red-leaved Canna that is also large-flowered and free blooming.

**Indiana.** 6 feet. Dark green foliage with glistening golden orange blooms. Six inches or more in diameter. Orchid-flowering type.

**Wyoming.** 6 feet. Similar to Indiana in bloom, but with foliage of a purplish cast; has the same large, fine flowers.

Any of the above 3 varieties, 15 cts. each, 2 for 25 cts., 5 for 50 cts., \$1 per doz.



The modern type of large flowered Canna

## Choice Unnamed or Mixed

I have a very fine collection of Cannas in about 20 named varieties, but we have odds and ends, small lots of a kind, stray plants that get mixed in with other varieties, and so on, and these we put all together in a mixture. They are all first-class named varieties, but I cannot promise you any particular color or variety. 6 cts., each, 6 for 30 cts., 60 cts. per doz., postpaid.

## Special Canna Beds

If you wish, I will make a selection of varieties for you for a complete Canna bed, and will choose varieties that will match up well in foliage, bloom and height. Will guarantee to give you kinds that will please you.

**Seven-foot Bed.** Nineteen plants, as follows: 1 extra tall for center, 6 medium height for second circle, 12 short for outside. Price, \$1.50.

**Ten-foot Bed.** Thirty-seven plants, as follows: 1 extra tall for center, 6 medium heights for second circle, 12 short for next circle, 18 still shorter for outer circle. Price, \$2.75.

**Five-foot Bed.** Thirteen plants, as follows; 4 tall for center, 9 medium height for outside. Price, \$1.00.

## Hardy Vines

**Madeira Vine.** A beautiful and very rapid climber. Grows from root, like a potato, leaves very thick and dark green, making a dense shade; long sprays of small white flowers. Each 5 cts., 6 for 25 cts.

**Black Calla (Monarch of the East.)** This curious flower, imported from Asia, throws up its big purple spotted bloom before it shows any leaves at all. The bloom is often from 1 to 2 feet in length, of a very curious shape and appearance. After the bloom dies down it throws up a big bunch of showy leaves. Each 25 cts., postpaid.

**Spotted Calla.** A summer-blooming Calla that does well in the open ground; grows about 2 feet high with immense dark green leaves, spotted and blotched with silvery white. Flowers are creamy white with purple blotches at base. Large bulbs. Each, 20 cts.

**Tuberoses.** Tall spikes of pure waxy white flowers of delicious fragrance. Grow well anywhere, bloom all fall, especially fine for buttonhole bouquets. Bulbs are extra large size and sure to bloom. Price, each, 5 cts., 6 for 25 cts., postpaid.

**Caladium or Elephants Ear.** These plants do not bloom, but are valued for the appearance of their enormous leaves. They grow often 3 feet in length and make a fine background for small plants or flowers. Start in a flower-pot in the house and set out when ground is warm, give rich soil and plenty of moisture. The roots can be saved over for another year. Large bulbs, each, 15 cts.

**Panama Lily.** This beautiful Lily is entirely different from any other Lily I have ever seen. The bulbs should be planted in the spring after the cold weather is past. Last year we started ours in flower pots in the house, and then transplanted them outdoors in May after they had started to grow. It blooms the first year and blooms very early, ahead of any other Lily. Ours came in about Decoration Day, and was the most fragrant and beautiful thing I ever saw. Each bulb throws up from one to three massive bloom stalks bearing about a dozen enormous bell shaped Lilies, which keep blooming for two or three weeks, generally two or three flowers on a stem open at once. After the flower stalks die down the foliage is very showy all summer. Dig and store in the cellar in the fall like cannas. Each, 25 cts., \$2.50 per dozen.

**Tigrinum Splendens.** An improved Tiger Lily growing 6 feet high, and producing large pyramids of orange-red flowers, spotted with black. 10c each, \$1 per dozen.



Panama Lilies



CALADIUM

# DAHLIAS

The Dahlia is the queen of fall flowers, as the rose is of early summer. They much resemble a rose in appearance and except for fragrance they are the equal of roses in every way. They are as easily grown as potatoes, will grow in any kind of soil and give continuous bloom in the greatest profusion from late June until after frost. They cover a time of the year when flowers are scarce, and are fine for bouquets or decorating of any kind. The colors range from pure white to the darkest red and show all the shades between. The roots can be taken up in the fall and stored like potatoes till spring, when a single hill can be divided into roots enough to set a big bed.

## Choicest Named Varieties

There is an endless list of named varieties of every color, size and shape. I have weeded out all the poor ones, and offer here the cream of the list, ones that will grow and bloom for anyone, and in spite of anything. You could shut your eyes and pick a good one out of the list.



Double Dahlia, Golden Beauty

**Golden Beauty.** (*Clifford W. Burton*). Best yellow variety grown. Very free bloomer, beginning in July and blooming till frost. Very thrifty bush about four feet high and always full of bloom. I consider it in many ways the most satisfactory variety grown. Flowers large, very double and clear golden yellow. 15 cts.

**QUANTITY PRICES.** Prices on larger amounts of Dahlias than quoted above, run as follows: Varieties quoted at 15 cts. each, 2 for 25 cts., 5 for 60 cts., \$1.25 per doz., either all alike or assorted, all prepaid. Varieties quoted at 20 cts. each, 2 for 35 cts., 3 for 50 cts., 5 for 75 cts., \$1.50 per doz.; either all alike or assorted, all postpaid.

## Other Varieties

The above is the cream of the list, but we have about a hundred other good varieties, which we can offer to those interested in making up a large collection. Some of them are very rare and we do not list them all here, because we have not enough to spare very many. Others are well-known sorts, which are practically duplicates of some of the ones above. Below is a partial list of what we have:

Standard Bearer	County Girl	Chas. Clayton	Hero
Isabelle	Bon Ton	Grand Duke Alexis	Coquette
The Baron	Mikado	Flora	White Swan
Yellow Duke	Sultan	Miss May Lomas	Single Red
Gen. Buller	Giant Dark Red	Crimson Globe	Boston
Blue Cactus	Progress	Indian Chief	Wm. Agnew
Maroon Cactus	Virginal	Little Helen	Puritan
Mad. Von Dud	Price, any of above		Kremhilde

## Mixed Cactus Dahlias

We have a large stock of these on hand. They are fine in every way, and are of the perfect Cactus type. In order to close these out we are going to make you a price of 10c each as long as these are in stock.

We prepay postage on all prices quoted above, except where noted.

**Queen of Yellow.** Fine, clear yellow, very early and prolific bloomer. 15 cts.

**Bird of Passage.** White, tipped crimson. 15 cts.

**Lyndhurst.** Deep glowing scarlet, cleft petals. 15 cts.

**Nymphaea (Pink Water Lily).** Similar in growth and profusion of blooms to Golden Beauty, but a beautiful shell pink color, shading to pearly white at the center. 15 cts.

**Paul's Scarlet.** Bright scarlet in color, large, very double and fine in every way. Long stems; stands up well. 15 cts.

**Snow White.** The best large white, very large and exquisitely perfect in bloom. Very double and regular in shape. Bush of round, compact form about three feet high. 20 cts.

**Burleigh.** Large, carmine, tipped white. 15 cts.

**Purity.** Of the bouquet type, pure white, well rounded and very prolific bloomer. 15 cts.

**Uncertainty.** Several shades of pink, white and red, all on the same bush. Free bloomer. 15 cts.

**Mrs. Chas. Turner.** Extra large, with long, pointed petals and perfect in form. Bright lemon color. 20 cts.

**Terry's Red.** Originated by Father Terry, the Peony specialist. A beautiful deep red, medium size, very free bloomer and strong grower. One of the best deep reds. 15 cts.

**Arabella.** To my mind this is the most beautiful Dahlia of the entire collection. The inner petals are a clear, creamy yellow, shading toward the outside to a pink, making a beautiful combination of cream and pink that is hard to describe. The flower is of large size, perfect form, double clear in the center and the freest bloomer I ever saw. Medium height, compact bush. Whatever else you get, you should have this one by all means. 20 cts.

**A. D. Lavoni.** A beautiful deep pink, perfect form, extra large, long stems, very free flowering. 20 cts.

**Floral Park Jewel (Pompom Variegatum).** Of the bouquet or pompom type. Earliest and most profuse bloomer of all Dahlias. The bush is literally covered with beautiful, little, double flowers, varying from red to white in color, all on the same bush. Many of the blooms come spotted and striped. Will grow and bloom anywhere. 15 cts.

**Henry Patrick.** Best Cactus white. This is different from the Snow White in being of the irregular or Cactus type. Flowers very large on long stems. Bush about five feet high. 20 cts.

**Black Beauty.** Similar to Zulu, but larger. Dark, blackish red. 20 cts.

## Choice Unnamed or Mixed Dahlias

I have quite an accumulation of fine Dahlia in unnamed mixture. Sometimes a tag gets lost or stakes knocked down and the bulbs have to go into the mixture. A few art choice seedlings of my own growing; all are good varieties and all colors are represented, but I cannot give you any particular color for certain as they are not tagged. All are double and first class in every way; I have put the price very low. 10c each, 3 for 25 cts., 75c per doz.



## A Field of Arabella Dahlias at the Seed House

Did you ever see a prettier field of Dahlias? This Arabella, I believe, is the finest Dahlia in the whole list, and the best bloomer. It always grows and always blooms, and the most beautiful color imaginable. It is a cream color shading to pink at the edges. Come over some day and I will pick you a bouquet of them. Or I will sell you the bulbs at 20c each.

## Dahlias From Seed

Few people realize that Dahlias can be grown from seed almost as well as from bulbs. We have the seed at 10 cts. per packet.

## I Sell 2 Year Peonies

### Undivided Plants

The practice of all Seedsmen and Nurserymen has been to sell divisions. That is a clump would be dug up and divided into a number of small pieces, each piece having one stem and from two to five eyes or buds.

It has always seemed to me, however, that these divisions were too small, but it was the universal custom to sell them this way and I simply followed the custom of the others. I have decided, however, that from now on I will sell whole, undivided plants instead. The way I do I divide the clumps as I would make the divisions the ordinary way. These I plant out in my own garden, giving them good care and grow them another year before I sell them.

This gives me nice, plump, thrifty plants, which will go right on growing and will be almost certain to bloom the first year they are set. The customer simply gains a year in time and size of the plants.

Besides, if any of the divisions are weak or liable to die, they will die for me the first year instead of for you. After I have grown them a year, they are in shape to go right ahead growing for you without fail.

Now, remember that the peony plants you get from me from now on will be whole undivided plants, which have been grown for one year since they were divided and most of them have already bloomed. I don't believe there is another Seedsmen or plant grower in the United States who ships this class of Peony plants.

### I Grow My Own Peonies

I grow all my own Peonies right here on the Seed House grounds, where I can see them every day. In the spring and summer I just pretty near live with them and I know every variety and almost every plant by heart. I know absolutely that they are true to name, true to color, healthy and vigorous. You need fear no disappointment when you get Peonies out of such a garden as mine. If you buy any Peonies from me, or if you have bought any in the past, and they are untrue to name or fail to live, I will at any time replace them free.

Now, if you are at all interested in Peonies, I surely ought to have your order.

There is no flower so easily grown, so sure to grow, so hardy and so beautiful as the Peony and they are very reasonable in price, too.



A Fine Specimen of 2 Year Peony Roots

### Guarantee as to Peonies

I will replace free of charge any Peony plants bought from me which prove untrue to name or color, or which fail to live if planted with reasonable care at the proper time of year.

Peonies planted in the fall have the best chance to live; next to that would come March and April planting. We would not guarantee the plants to live if set out later than May 10th and would not advise planting later than May 1st.

### The May Queen, A Sister of the May King

I discovered one plant evidently a sport, which, instead of coming blood red like the rest, is a beautiful blush pink or apple blossom color. It is exactly the same in earliness, free blooming and manner of growth as the original type, but entirely distinct in color. I have been dividing and propagating this until now I have a few plants to spare. Price, \$1.00 each; only a limited number to offer.



May King, the Earliest and Reddest of All Peonies  
The New Peony, May King

A new and distinct variety of Peony, entirely different in growth and appearance from other varieties. Very early, blood red and very free flowering and hardy.

I made previous mention of this new Peony in my catalogue last year and after another year's experience with it I wish to repeat most emphatically all I said of it last year and make it even stronger.

The striking points of this Peony are its extreme earliness and its deep blood red color. It comes ten days to two weeks earlier than any other sort I have and was in full bloom for me last summer on May 12th. I believe that in an early season it might bloom as early as May 1st. It is medium in size, perfect half globe in shape and the deepest, dazzling blood red. The bush is rather dwarf and the foliage entirely different in appearance from other Peonies.

Its history is peculiar. It was first found growing near an abandoned house in Manti, the old deserted Mormon settlement near here, which was settled by Mormon Refugees during the exodus from Nauvoo to Salt Lake during the early fifties. On that account it is known locally here as the "Mormon Peony."

I have known of it since I was a small boy, but never managed to secure a start of it till a few years ago, and then it took time to work up a stock of it, but now I have enough so that I can offer a limited number of plants for sale.

Now, it may be that others have this Peony, but I have never seen it listed in any of the catalogues and it certainly was new to me, and everyone, who has seen it here on the Seed House grounds, pronounced it entirely distinct and of remarkable value to the Peony lover. It's extreme earliness, its hardness, its free blooming habit and its deep blood red color, (which is especially rare in peonies) make it a combination hard to beat. Price, \$1 each, \$10 per dozen.



Picking Peonies for Decoration Day

We sold over \$600.00 worth from our garden that day and the day before. This is Philip. He carried out the blooms while the men cut them. There is one day in the year when the Peony is the national flower, and that is Decoration Day. There is no flower which so perfectly fills the bill for decorating the graves of our loved ones as the Peony. On our grounds we have over 100,000 Peony plants growing and we always have thousands and thousands of the blooms for Decoration Day. Send your order a week or so in advance and state just when you want them shipped. Price, delivered to your door by Parcels Post \$1 per doz. postpaid. Large lots by express, your expense, \$4.00 per 100.





### Class A

25 cts. each, \$2.50 per doz. The entire 27 for \$4.75.

- Ambroise Verschafeldt.** Deep rosy pink; very fragrant.  
**Baron Rothschild.** Large, full rose or pink. Good variety,  
**Belle Hough (Terry).** Large flower, light purplish crimson, Late.  
**Carnation (Terry).** Bright crimson throughout; center is finely fringed. Fine.  
**Chrysantemiflora.** Outer petals broad, rosy purple, inside bright rose. Fringed.  
**Campte de Paris.** Outer petals red, center yellow. Blooms late.  
**Elegans.** Pink border with salmon center.  
**General Canby (Terry).** Soft petals, wide purplish rose, center light rose, tipped white and fringed. Fine. Blooms early.  
**General Custer (Terry).** Large flower. Deep purplish rose, edged white. Late.  
**Grandiflora Rosea.** Tall, beautiful crimson. Late.  
**Humeii.** Deep rose-pink; large, compact flower; symmetrical form; very fragrant.  
**Iris Pleas (Terry).** Soft purplish rose, tipped white. Full; double.  
**Jupiter (Terry).** Large flower; double; crimson, tipped light.  
**L'Esperance.** Soft pale pink, shaded carmine; very early and fragrant; a fine bloomer, nearly always in bloom for Decoration Day.  
**Louis Van Houtte.** Deep, dark crimson; tall, free bloomer. Fine.  
**Lady Dartmouth.** Fresh white, very large and fluffy, inner petals spotted and splashed yellow; free bloomer.  
**Magnifica.** Very large bloom; flesh white with creamy center.  
**Mamie Roberts (Terry).** Light rose and cream, tipped with white, shading to pure white.  
**Mars (Terry).** Deep blood-red; very free bloomer.  
**Neptune (Terry).** Free bloomer, large and early; purplish rose, striped white.  
**Pauline.** Bright rose tipped lighter; fine.  
**Plenissima Rosea.** Large flower; full double; bright rose; fragrant.  
**Pottsii.** Dark crimson; semi-double; blooms very early.  
**Perfection.** Silvery pink shading to white; fragrant.  
**Reine Victoria.** Strong grower, perfect flower, bright rose.  
**Rose Fragrans.** Very large full, double. Has the color and fragrance of the American Beauty Rose; fine for cut-flowers. Very late.  
**Whitleyii.** Full; strong; white with creamy center. Best white for Decoration Day. Standard for cut-flowers.

**SPECIAL OFFER.** One good strong plant each of the 27 Peonies in Class A, for \$4.75.

### Class B

50 cts. each, \$5 per doz. The 10 for \$4.25

- Alice (Terry).** Bright clear rose, changing to white, center tinged cream. Very fine.  
**Belle Chateleine.** Large flower; pure white, edged slightly with crimson; globe-shaped with center finely fringed.  
**Bessie McGill (Terry).** Semi-double; outer petals scarlet and white, center nearly pure white with golden stamens. Very attractive. Late.  
**Brightness (Terry).** Pure deep pink; tall, free bloomer.  
**Crimson Queen.** Solid intense crimson; blooms in clusters.  
**Delicatissima.** Large flower; delicate pink; fragrant, free bloomer.  
**Emma.** Flower full double; white tinged purplish rose, making a delicate silvery color; blooms freely. Late.  
**Floral Treasure.** Bright pink; very large and fragrant.  
**Golden Harvest.** Very large and free bloomer; shades from blush and white on the outside to cream and gold at the center.  
**Lutetiana.** Delicate light purple, nearly white; full double, strong, robust grower; blooms early.

# The Peony

## The Flower for the Million and the Millionaire

First of all in the list of hardy flowers I would put the Peony. It is as hardy as an oak, lives for years, and gets better with age. It needs no protection, will grow in any good soil, and has absolutely no diseases or insect enemies. A millionaire could have nothing finer, and no flower will do as well for the common gardener. The plants can be set either in spring or fall, but if set in the spring should be set very early. They will often bloom the first year they are set, and always by the next year. In addition to my already large and fine collection of Peonies, I added the H. A. Terry collection, which was, in many ways, the finest in the world. Father Terry had spent over fifty years developing the Peony, and originated over 300 new varieties, many of them finer than anything heretofore known. After his death I purchased his entire collection and moved it to my own grounds. His varieties are especially noted for bright, clear colors, extreme hardiness and certainty to bloom. The following list is simply a selection of a few good varieties from my collection of over 300 sorts. These are ones that I have chosen as extra good ones, certain to grow and bloom for any one. Send for my special Peony Catalog for a full list.

### Class C

- Esther (Terry).** Considered by Mr. Terry one of his finest and named after his wife. Outer petals rose, center finely fringed, cream tipped with light rose; free bloomer. \$1.00 each.  
**Festiva maxima.** Probably the finest white Peony known; it has never been surpassed, and true stock is always scarce. Enormous full double blooms, snow white; strong grower. 75 cts. each.  
**Hesperides.** Large, nearly pure white, outer petals slightly tinted rose, center light cream or white, lightly tipped with crimson; blooms in clusters. \$1.00 each.  
**Lillie McGill (Terry).** One of the best. Very deep bright crimson. Very large. \$1.00 each.

**SPECIAL OFFER.** One strong plant each of the 4 varieties in Class C, for \$3.25.

### Class D

- Double White.** Mixture of the best large double white varieties, some early and some late. 20 cts. each, 6 for \$1.00.  
**Double Pink.** A collection of pink sorts ranging from a light shell-pink to almost a crimson. 20 cts. each, 6 for \$1.00.  
**Double Red.** Various shades of deep red from crimson to carmine. 20 cts. each, 6 for \$1.00.  
**Mixed Double.** All colors. Some of our best named varieties are in this mixture. Hardly any two alike. 20 cts. each, 2 for 35 cts., 6 for 95 cts., \$1.90 per doz.

## Extra Large Clumps for Immediate Effect

I can give you extra-large clumps of most varieties at from two to three times the prize quoted. These are two, three or four years old, and extra fine.

### Express or Mail

Peony plants, especially ones as large as ours, go best by express, and that is the way they will be sent unless otherwise ordered. If sent by mail they will require about 5c per plant postage, which please add to remittance if wanted by mail.



Double White Peonies. What Could Be Finer?



### A Block of Terry Seedling Peonies on Our Grounds

These are the last and undoubtedly the best crop of seedling peonies grown by Father Terry and contain a wonderfully fine lot of varieties. They have grown so fast that we are crowded for room and will close them out at a bargain price of 8 for \$1.00 or 25 for \$2.50, mixed just as they come, all colors. See particulars below.

**Y**OU HAVE HEARD, of course, of the wonderful Terry collection of Peonies, which I purchased after Father Terry's death some four or five years ago. I got his entire collection, both the named varieties and the unnamed seedlings. He had been propagating new varieties from specially selected, hybridized seed for fifty years or more and has originated some of the finest varieties of Peonies now known.

These you will find in my list of named varieties. I got over 300 named varieties from him and in addition to these I got a block of new seedlings, which had never yet bloomed. They were just one or two years old from seed and represent his last and undoubtedly his best work.

I divided each one of these seedlings into as many pieces as I could and planted them out on my grounds, each kind in a little piece of a row by itself. They have grown and increased wonderfully and have been blooming for two or three years now, and they certainly are a wonderful collection.

About half of them are double or semi-double and the rest single. I used to think that single Peonies didn't amount to much, but really, I like them in some ways better than the double ones. They bloom earlier, bloom more profusely and stand up better in rainy weather. They are wonderfully bright in coloring and are very beautiful in every way. Some of these times they are going to be all the rage and people will be howling for single Peonies.

In the double ones are some as fine as anything in my entire list of named varieties, but the list of named kinds is already so large that I hesitate to add any more to it. Fifty varieties would be enough and I already have over three hundred. It would really be a crime to add any more named varieties to the list. Meanwhile, these beautiful seedlings are growing and increasing and we haven't room to take care of them. They have got to be dug up and sold.

So, I am going to put a price on them that will move them out and I am going to dig them up and sell them right away. There were originally about 400 of them and I think they have increased about ten to one, so I estimate I have about 4,000 divisions or small plants there. My plan is to sell an assortment of either eight or twenty-five plants, all different. This will give you a good range of color and form. I will not promise that they will be all double or all single. They will average about half and half. I will not promise you any special color, but will promise that in any collection of eight or twenty-five you get you will get every shade or color known to Peonies. I am not going to cull them over and take the best out myself. I have got too many Peonies already. I am going to sell this block of seedlings clean and give you the cream of the list right along with the rest.

I will dig and divide each kind by itself. Then, in making up your assortment I will take one plant out of every box for you, so you will be sure to get them all different. You will get some among the list equal to named varieties that I sell at 50c to \$1.00 each and any of them will be equal to the named varieties I sell at 25c each. They will be good, strong divisions guaranteed to live and bloom the first or second season.

## Special Offer

Now, here is the special offer I am going to make to you. I will sell you eight of these Terry seedlings, no two alike, for \$1.00, or 25, no two alike, for \$2.50, or 60, no two alike, for \$5.00.

Now, if you want a bargain of really choice Peonies, this is the chance of a lifetime. It will give you a chance to get started on some good stuff at a small cost. Of course, I won't guarantee that they will everyone be absolutely fancy varieties. Most of them are extra fine, but some of them are nothing out of the ordinary. In any lot of seedlings there is a wide variation in color, form and quality, but these of Father Terry's represent the last and best work of fifty years of scientific breeding and there probably never was and never will be again as choice a lot of seedling Peonies.

The picture shows just exactly how they looked when they were in bloom. They were a solid mass of color ranging from pure white to the deepest dark red. People from all over the country flocked here to see them. We sold over \$600 worth of cut blooms and a great many of them came from this particular block. I would advise you to send your order as soon as you can, as this special lot is not a large one and will not last forever.



**Father Terry and His Peonies**

This picture of Father Terry was taken a short time before his death and is a good picture of him and his peonies. This is the collection I bought, and it is a part of this collection that I offer above.



White Hyacinth

Special \$1.35 Collection of Hardy Bulbs

These are all hardy bulbs to be planted in open ground September to December, and blooming in March, April and May. Nothing makes so fine a showing in a garden as a bed of early, hardy bulbs, and few people realize how cheap they are, or how easily grown. In order to get more people started in growing them, I have made up this special collection at almost cost price:

- 2 White Hyacinths
- 2 Red Hyacinths
- 2 Blue Hyacinths
- 6 Hardy Narcissus or Daffodils
- 6 Poet's Narcissus
- 6 Jonquils
- 6 Early Single Tulips
- 6 Early Double Tulips
- 6 Parrot Tulips
- 6 Darwin Tulips
- 6 Crocus
- 2 Narcissus, Von Sion
- 2 Narcissus, Emperor
- 2 Narcissus, Barri Conspicuous
- 6 Spanish Iris

- Chinese Sacred Lily.** The National Flower of China. Blooms best in dish of water without dirt. The bulbs are enormous in size, each one often making half a dozen stalks of bloom with a dozen or more flowers on each. Very fragrant. Price, each 10 cts., 3 for 25 cts.
- Crocus.** Either separate colors or mixed. Price, 15 cts. per doz., 25 for 30 cts., \$1 per 100.
- Freeseias.** Price, each 4 cts., 3 for 10 cts., 30 cts. per doz.
- Spanish Iris.** A bulbous hardy Iris that should be planted in the fall like tulips. Colors very bright. Price, each 3 cts., 25 cts. per doz.

Remember, these cannot be set or sent in the Spring

# Fall Bulbs

Ask for special catalog of Fall Bulbs, ready in August

The bulbs and flowers listed on this page are all what is known as fall bulbs. This means not that they bloom in the fall, but that they should be set in the fall. They are all early-blooming flowers, blooming as a rule in March, April and May, before other flowers come. They should be set out in October and November, either out-of-doors in garden or in pots for house-blooming. Every year when the tulips and lilies are in bloom in the spring we get calls for bulbs from people who want to get them out right away, and they are generally surprised when they find that these bulbs can be bought and set only in the fall. Now, remember, if you want a nice bed of Tulips and Hyacinths or Narcissus or Crocus, or anything of that kind, you must set them in the fall in October or November. You can, however, send in your order at any time during the spring or summer and we will book it for future shipment. When the proper time comes we will send the bulbs to you.

## Hyacinths

These are probably the best known and the best loved of all the Dutch bulbs. They can be grown either outdoors or in the house with equal success. All varieties except the French Roman are perfectly hardy anywhere, and once set out will bloom year after year without trouble. The single Hyacinths are the best bloomers and the most satisfactory.

**Mixed Bedding Hyacinths.** A good mixture, all colors, all fine bulbs guaranteed to bloom. Fine for house culture and specially fine for bedding out, and at our low price can be plan ed in large lots. Red, pink, white, deep blue, yellow, or mixed colors.

Price, each 7 cts., 6 for 40 cts., 75 cts. per doz., 25 for \$1.50, or 100 for \$5.50. Special Offer. One each of the 6 colors, 45 cts.; 6 each, 36 in all, \$2.10; 12 each, 72 in all, \$4.00.

**French Roman Hyacinths.** Earliest of all Hyacinths and easiest grown. Each bulb will make two to four spikes of bloom, slender, graceful and very fragrant. Set in September will bloom about Christmas. Price, each 6 cts., 6 for 35 cts., 65c per dozen, 25 for \$1.25.

**Dutch Roman Hyacinths.** A smaller and excellent variety of the regular Dutch Hyacinth. Price, each 5 cts., 6 for 25 cts., 50 cts. per doz., 25 for \$1, \$4 per 100.

## Narcissus or Daffodils

- Mixed.** All varieties and colors. Price, 25 cts. per doz., 25 for 40 cts., \$1.50 per 100.
- Emperor.** Largest of all. Price, each 4 cts., 40 cts. per dozen.
- Empress.** White and yellow trumpet. Price, each 4 cts., 40 cts. per doz.
- Princess.** Earliest of all. Price, each 3 cts., 30 cts. per doz.
- Poet's Narcissus.** Best known of all. White flowers with gold cups, bordered scarlet. Price, each 3 cts., 25 cts. per doz.
- Double White.** Very fragrant. Price, each 3 cts., 25 cts. per doz.
- Double Yellow Von Sion.** Fine for either house or out-of-doors. Price, each 4 cts., 40 cts. per doz.
- Paper White Narcissus.** Finest of all for house culture. Can be bloomed in water like Chinese Sacred Lily or in dirt like other bulbs. Not hardy out-of-doors. Price, each 3 cts., 35 cts. per doz.

- Calla Lily.** One of the most popular and ornamental house Lilies. Price, each 25 cts.
- Jonquils.** Either single or double. Similar to the Narcissus, but very fragrant. Price, each 3 cts., 25 cts. per doz.
- Snowdrop.** Dainty little white flowers blooming very early. Price, each 2 cts., 20 cts. per doz.
- Easter Lily.** The well-known house-blooming Lily; flowers long, tubular in shape, and of a most delightful fragrance, large bulbs. Price, each 20 cts., 3 for 50 cts.

## Tulips

No other flower excels the Tulip in pure form, brilliancy of color and effective bedding. It is equally desirable for pot culture.

**Prize Mixture Early Tulips.** In our Prize Mixture Single Early Tulips we pride ourselves in offering the best mixture in this country. Over 250 choice varieties and the largest of bulbs. Price, 40 cts. per doz., 100 for \$2.50, 1,000 for \$20.

**Prize Mixture Double Early Tulips.** Our Prize Mixture Double Early Tulips are very choice and bloom a week or ten days later than the single. Not quite so tall or bright, but have excellent lasting qualities. Price, 40 cts. per doz., 100 for \$2.50, 1,000 for \$20.

**Standard Mixture Early Tulips.** Double and single. This is the best mixture that we have outside of our special mixture. It includes both double and single with wide range of colors. Fine for bedding or house culture. Price, 30 cts. per doz., 100 for \$2.

**Early Tulips in Separate Colors.** Red, white, yellow, pink and striped. Price, 35 cts. per doz., 100 for \$2.25.

**Named Varieties.** I have a good supply of all the named varieties of Tulips and shall be glad to quote special prices on application. Ask for what you want.

**Late Tulips.** Sometimes called May Tulips or English Tulips. Grow tall and large. Price, 30 cts. per doz., 100 for \$2.

**Parrot Tulips.** Also called Dragon Tulips. Choicest of all. Often 6 inches across. Are striped and spotted in all kinds of color combinations. Price, 30 cts. per doz., 100 for \$2.

**Darwin Tulips.** A fine class of tall, stately Tulips. All the rage now. Price, 30 cts. per doz., 100 for \$2.25.

All bulbs prepaid at prices quoted. 80 at 100 rate, 300 at 1,000 rate.



Tulip

# Miscellaneous Hardy Flowers and Plants

## Hardy Climbing Vines

Nothing improves the looks of a house so much as nice hardy vines over the porches and windows. We grow lots of these and can furnish you good thrifty vines fresh dug. Here are some that are especially good. Unless otherwise specified these are good, strong outdoor grown plants.

**Boston Ivy.** (*Ampelopsis Veitchii*). This is the vine that clings to a brick wall without any support, the leaves lying flat to the wall. Hardy in the east, but kills back some in the central west. 60 cts. each, 3 for 75 cts., \$3 per doz.

**Hardy Boston Ivy.** (*Ampelopsis Engelmanni*). Similar to the regular Boston Ivy, but a larger leaf more like American Ivy. Hardy everywhere. Clings to wall fairly well, but not so closely as the Boston Ivy. 37 cts. each, 3 for 75 cts., \$3 per doz.

**American Ivy.** (*Virginia Creeper*). A beautiful vine and a strong grower, but must have some support. Does not cling to the wall like its cousin, the Boston Ivy. Has ornamental berries and clusters in the fall. 25 cts. each, \$2.50 per doz.

**Clematis Paniculata.** (*Japanese Clematis*). Perfectly hardy and a beautiful climber. Blooms in July or August. Enormous clusters of fragrant, small, white flowers. 30 cts. each, \$3.00 per dozen.

**Clematis Jackmani.** This is the Clematis with the beautiful purple flowers. Does not make so large a vine as the *Clematis Paniculata*, and is not quite so hardy, but makes up for it in size and beauty of bloom. 40 cts. each, 2 for 75 cts.

**Honeysuckle.** The well-known, old-fashioned climber. Can be had in a number of varieties in either red or yellow. 30 cts. each, \$3.00 per doz.

**Wistaria.** Well known, hardy climber; bears fragrant blooms in large clusters. 30 cts. each, \$3.00 per doz.

**Cinnamon Vine.** A hardy climbing vine. Bulbs live over in the ground from year to year. Will cover a porch or window very quickly with a dark green, glossy foliage. The flowers are small and white with a delicious cinnamon fragrance. Each, 5 cts., 6 for 25 cts.

## Hardy Phlox

These we consider one of the most desirable of hardy flowers. The flower-heads often measure from 7 to 9 inches across. Flowers as large as a silver quarter, and in rare cases as large as a half dollar. Comprises all shades from vermilion to white. They do best in a sunny location and rich soil, but are not particular and will do well anywhere. Can be set either fall or spring, but not late in the spring. We have a long list of named varieties, but as very few people are acquainted with the named sorts, we will sell them mostly by color instead of by name.

Here are the colors we can furnish:

Pure White, (very fine). White, with red eye. Pink, with red eye. Solid red. Solid pink.

Price, 15 cts. each, 2 for 25 cts., 5 for 50 cts., \$1.00 per doz., either all alike or assorted colors.

Special offer: Mixed Phlox, all fine plants, but not labeled as to color, all good, strong plants, and good assortment of colors. 3 for 25 cts., 6 for 45 cts., 75 cts. per doz.

## Hedge Plants

**California Privet.** Probably the best known of all the ornamental hedge plants. Makes quick growth and can be easily kept trimmed, has perfect hedge form, perfectly hardy and will thrive in practically any soil or location. Good, large plants, \$6.00 per 100. Not prepaid.

**Barberry.** A beautiful green-leaved shrub which makes a fine hedge. Can be easily trimmed, and is very ornamental. Besides the leaves, it bears great quantities of red berries in the fall. \$6 per 100. Not prepaid.

**Barberry.** (Purple-leaved). Same as the common Barberry, except that the leaves are a deep purple color. This makes a very striking hedge and very beautiful. \$8.00 per 100. Not prepaid.

## Other Shrubbery and Vines

We can supply practically any kind of shrubbery or vines. Besides our own large assortment growing on our grounds, we can draw from the grounds of the two big wholesale nurseries here.

You do not need to write in for prices. Just send along your order at the prices asked by other reliable dealers and it will be all right.

We do not have room to list and describe them here, but we can fix you out all right.

## Ask For Nursery Price List

We issue a condensed price list of nursery stock and would be glad to send you a copy. You will find all kinds of hardy shrubs, vines, fruit trees, shade trees and everything else listed and priced in that. I can do you some good on nursery stock and would like to talk it over with you. I haven't room on this page to even give an idea of what we have, so send for the price list.



Lemon Lily

**Lemon Lily** (*Hemerocallis*). A very beautiful, fragrant and hardy old-fashioned flower. It blooms in May very freely and in clusters on slender stems about 2 feet high. Will grow and thrive and bloom anywhere. 15c each, 2 for 25c.

**Columbine** (*Aquilegia*). Beautiful and graceful, hardy flowers, which will grow anywhere. I have a fine lot of the double English variety in colors from white to dark red and can furnish good, strong plants two or three years old. Price, mixed colors, 15c each, 2 for 25 cts., 5 for 50 cts.

**Summer Hyacinth.** (*Hyacinthus candicans*). Grows somewhat like a Hyacinth, but much taller, and blooms in the summer from bulbs planted in the spring. Pure white, bell-shaped flowers, very showy. Large bulbs, 10c each, 3 for 25c.

**Tigrinum Splendens.** An improved Tiger Lily growing 6 feet high, and producing large pyramids of orange-red flowers, spotted with black. 10 cts. each, \$1.00 per doz.

**Achillea—The Pearl.** Pure white, small, double flowers in dense clusters. Fine for cutting purposes or cemetery use. Plants 1bc, 3 for 40c.

## Special Offer of Hardy Flowers For Fall Planting

### A Whole Hardy Garden for \$1.25

The most desirable of all flowers, either for a farm garden or for a town garden, are the hardy flowers that live and grow and bloom from year to year without any attention. I hate to have to bother planting flowers every spring, and I hate to bother with flowers that you have to protect and baby along through the winter. I want flowers that, once planted, can take care of themselves; that I can depend on to bloom everywhere, whether they have any attention or not.

Especially for the farm lawn such flowers are the kind to have, for farmers and farmers' wives don't have time to fool with planting stuff every spring or protecting it through the winter.

I have decided to make up a collection of hardy plants which will grow and bloom anywhere in the country; that will please everyone, and that can be sold at a reasonable price. Here would be my list:

- |                      |               |                    |              |
|----------------------|---------------|--------------------|--------------|
| 1 White Peony        | 1 Red Peony   | 1 Pink Peony       | 1 White Iris |
| 1 Blue Iris          | 1 Yellow Iris | 1 Bush Columbine   |              |
| 1 Hardy Phlox, White |               | 1 Hardy Phlox, Red |              |
| 1 Red Tiger Lily     |               | 1 Lemon Lily       |              |

This makes eleven bushes in all, which would sell at regular prices at \$1.80. I will make you a special price on this entire collection of \$1.25. They will all be extra large, strong plants, well packed to go by express and guaranteed to live and bloom, if given ordinary good care. Every bush will be separately labelled, so you will know just what it is and I will send you full directions for planting and cultivation.

### Special Offer

If you can get some of your neighbors to club in with you I will make an even lower price. Two complete collections for \$2.40. three complete collections for \$3.45.

The reason these go by express instead of by mail is because I am figuring on giving you big, heavy plants. I could make you a postpaid price by putting in smaller plants, but I do not believe they would be satisfactory. I would rather give you big, strong, heavy clumps, and of course, that means express shipment.

The express, however, will not be high. To most places it will not be over 35c, and it would have to be a long ways off to cost over 50c, as plants take a special express rate, much lower than regular merchandise. Parcel Post would be no advantage, as plants do not get the Parcel Post rates, but have to pay a flat rate of 8c per lb., and I estimate that this collection will weigh about 10 lbs. packed for shipment. If you want it sent by Parcel Post, allow 75c for postage. If it takes less than that, I will refund you the difference.

Henry Field Seed Co.,

Shenandoah, Iowa

# Cemetery Plants

There is a great deal of call for flowers and plants suitable for cemetery planting, and many people do not know what to plant, how to plant, or when to plant; so I am gathering together on one page here a number of different kinds of flowers and plants that come under this general class.

**Peonies.** Probably the most satisfactory plant for cemetery purposes is the Peony. It is absolutely hardy, and once set out, will live for generations. It has no insect enemies or diseases, and it always blooms; besides, it is generally in bloom by Decoration Day, which is the time flowers are most wanted. They can be had in either white, pink, or red, and can be planted either fall or spring. Large plants, 25 cts. each, postpaid. See page 89 for full list.

**Hardy Phlox.** These flowers are perfectly hardy and will live for years. They can be set either fall or spring, and will grow in any soil. They grow from 1 to 2 feet high, and bloom from July till frost. They can be had in either red, pink or white, with various shades between. \$1.00 per doz., either all alike or assorted.

**Roses.** These are always a favorite with every one for cemetery use. The only drawback is that they sometimes winter-kill in severe winter. Here are some varieties especially suitable:

**White Memorial Rose.** This is the creeping Rose that makes a mass of glossy green leaves and an abundance of pure white flowers late in June. Does not grow up into a bush, but stays close to the ground. Strong plants. Price, 35 cts. each.

**Madam Plantier (White).** Best of all hardy white Roses. Very free bloomer. Strong plants. 35 cts. each.

**Baby Rambler (Red).** Everblooming bush Rose that gives an abundance of medium-sized red flowers in large clusters throughout the summer. Partially hardy, but should have a little protection. Strong plants. 40 cts. each.

**Other Roses.** I can furnish any variety of Roses you may want, but I do not have room to list them all here. See page 94.

## Dutch Bulbs

These are the hardy bulbs that are set in the fall and bloom early in the spring. Here are some of the most popular ones. See page 91 for full list of hardy bulbs.

**Hyacinths.** Can be had in the pure white, pink, red or blue. Grow about 1 foot high and bloom very early in the spring from bulbs planted in October or November. 7 cts. each, 6 for 40 cts., 75 cts. per doz.



Shasta Daisies

## Annual Flowers

These are the ones grown from seeds and blooming the first year. Should be planted in spring, April or May.

**Pansies.** Favorite with every one. Can be had in almost any color. Finest mixture, 10 cts. per pkt. Collection of six varieties, 25 cts.

**Asters.** These bloom profusely during August and September from seed sown in the spring; from 1 to 2 feet high. Come in white, pink, blue and red. Finest mixture, 10 cts. per pkt., collection six varieties, 25 cts.

**Phlox Drummondii.** Blooms freely all summer, growing about a foot high. Finest mixture, 5 cts. per pkt.


**Sweet Asylum.** Small white flower growing in masses about 6 to 8 inches high and blooms all summer. Very fragrant. 5 cts. per pkt.

## Hedge Plants

For making a low hedge that will stay green and look nice all summer there is nothing better than California Pivet. It is perfectly hardy. We can furnish good, thrifty, field-grown plants at \$6 per 100.

## Peony Blooms For Decoration Day

There is one day in the year when the Peony is the national flower and that is Decoration Day. There is no flower which so perfectly fills the bill for decorating the graves of our loved ones as the Peony. On our grounds we have over 100,000 Peony plants growing and we always have thousands and thousands of the blooms for Decoration Day. We can ship to you anywhere in the United States. Send your order a week or so in advance and state just when you want them shipped. Price, delivered to your door by Parcels Post, \$1.00 per doz. By express, your expense, \$4.00 per 100. Ask for special prices on large lots.



Hardy Phlox

**Dahlias.** Like Cannas, these are not hardy through the winter, but grow easily during the summer. Can be had in white, red, yellow, pink and various other shades. Should be planted early like potatoes. Strong bulbs, 15 cts. each, 2 for 25 cts.

**Iris.** Iris makes a very satisfactory flower for cemetery planting. It is always in bloom for Decoration Day, and that is quite an advantage. It is hardy, lives and increases well, and always looks well, whether in bloom or not. See page 81 for full list of varieties and prices.

**Panama Lily.** See page 86 for full description of this Lily. It is not hardy, but can be planted out early in the spring and will bloom in June. A wonderfully fine Lily in every way. Large bulbs, 25 cts. each.

**Cannas.** See page 86 for full list. These are very satisfactory for summer decoration. Not hardy but easily grown from roots kept in the cellar during winter. 10 cts. each, 6 for 50 cts.

**Tulips.** Very fine for early blooming, perfectly hardy and live for years. Should be set in October or November. Can be had in white, red, yellow and various other shades. 30 cts. per doz.

**Crocus.** Hardy and bloom early. Will grow right in grass. Can be had in white, yellow, blue or striped. 15 cts. per doz., \$1.00 per 100.

**Snowdrops.** First of all to bloom. Hardy. Small white flowers. 20 cts. per doz.

**Daffodils (Narcissus).** Hardy and will live and bloom for years. Can be had in white, yellow, and various shades between. Double and single. 25 to 40 cts. per doz., according to variety.

**Daisies (Marguerites).** These are the hardy white Daisies that are so popular everywhere; large size, pure white with yellow center. Strong plants. 15 cts. each, 2 for 25 cts.

**Shasta Daisies.** Somewhat similar to the above, but slightly different in manner of growing. 15 cts., 2 for 25 cts.

## Grass Seed

You can easily get a fine sod of grass started by sowing seed almost any time during the season, if there is moisture enough for the seed to grow. Work the ground up fine and mellow and sow a good mixture like our lawn grass seed at the rate of one quart for every 200 square feet. Thicker seeding would do no harm. We furnish a special mixture—just what you want. 20 cts. per pt., 35 cts. per qt., postpaid.

## Cut Flowers

We grow lots of flowers here, and often have large quantities of cut-flowers for sale. This is especially the case with Peonies in May and June, Iris in May. Phlox from July till frost. Dahlias from June till frost and Gladiolas in July and August. We have very fine varieties in all of these and can give you some fine stuff. Write and ask about what you want. We will make the price right.



Peonies.

# Roses



We can furnish practically all of the leading varieties of roses, but I believe that this list contains all the most satisfactory ones — the ones that will make a success for the average flower lover.

The list given here is large enough so you can surely find what you want in it. **Three sizes of plants.** I can furnish three sizes of rose plants,—one year, two year, and three year.

The one year size are green growing plants in their second year. They generally have been cut back once, so as to grow up bushy, and have several branches eight inches to fourteen inches long. They can be sent either by mail or express.

The three year size are field grown dormant plants. They are very large and heavy and stiff, therefore hard to mail and are generally sent by express. Being dormant they look dry when they arrive, but with proper care will start into growth quickly.

The three year size cannot be had except in the late winter and early spring. The other two sizes can be had at any time.

## Be Sure and State Plainly Which Size You Want, and Whether You Prefer Mail or Express

Roses are delivered prepaid either by mail or express at prices named, unless you want them packed with dirt on the roots. In that case they go by express at your expense.

### Hardy Everblooming Roses

BUSH ROSES	1 year	2 year	3 year
Hardy and half hardy.—Mostly everblooming or monthly. Each 3 for	20c	50c	35c
American Beauty,—Deep rose	30	75	40
Anna de Diesbach,—Bright pink	15	40	1.00
Baron de Bonstettin,—Deep red	15	40	1.00
Black Prince,—Darkest red	25	65	35
Clio,—Delicate satin blush	20	50	30
Coquette de Alpes,—Pure white	15	40	30
Coquette de Blanches,—Pure white	15	40	30
Duchess of Albany,—Pink	15	40	35
Frau Karl Drushki,—The best white of all	20	50	35
General Jack,—Brilliant scarlet, extra fine	20	50	30
La France,—Silvery pink	15	40	35
Gruss an Teplitz,—Rich crimson	20	50	30
Kaiserin Augusta Victoria,—White	15	40	30
Louis van Houtte,—Crimson maroon	15	40	30
Magna Charta,—Pink, very large	15	40	30
Madame Plantier,—Ironclad hardy white	15	40	30
Mrs. John Laing,—Satin pink	15	40	30
Paul Neyron,—Bright pink, very large	15	40	30
Prince Camille de Rohan,—Dark red	15	40	30
Ulrich Brunner,—Cherry red	15	40	30
Marechel Niel,—Deep yellow, tender	15	40	30
Yellow Persian,—Hardy yellow	15	40	30
Moss Rose,—Pink	15	40	30
Moss Rose,—White	15	40	30
Killarney or Irish Beauty,—Fine pink	20	50	35
Vicks Caprice,—Pink and white	20	50	35
Soliel d' Or,—Coppery yellow	25	65	40



Special — The set of three, one of each color, can be furnished at same price as three all alike.

### Climbing Roses

#### Everblooming Baby Ramblers

	1 year	2 year	3 year
	Each	3 for	Each 3 for
Crimson Baby Rambler	15c	40c	30c
White Baby Rambler	15	40	30
Pink Baby Rambler	15	40	30

#### HARDY CLIMBING ROSES

	1 year	2 year	3 year
	Each	3 for	Each 3 for
Crimson Rambler,—Bright crimson	15	40	30
Dorothy Perkins,—(Pink Rambler) Shell Pink	15	40	30
White Rambler	15	40	30
Flower of Fairfield,—Everblooming crimson	25	65	40
Philadelphia Rambler,—Deep rich crimson	20	50	35
Blue Rambler,—Violet blue	20	50	35
Yellow Rambler,—Yellow, half hardy	15	40	30
Prairie Queen,—Pink, an old favorite	15	40	30
Seven Sisters,—Large pink in clusters	15	40	30
White Memorial,—Trailing cemetery rose	15	40	30

Special:—All three ramblers, red, white and blue, one year 40 cts., two year 75 cts., three year \$1. Remember all roses are delivered postpaid or by prepaid express at prices named above.

#### A New Rambler, *Excelsa*

I have secured a limited supply of a very fine new climbing or "rambler" rose, which I consider the best one of the lot. It is somewhat like the old Crimson Rambler, but is much hardier and healthier and vigorous in manner of growth. It shows no trace of mildew or of winter killing. It is redder than the Crimson Rambler, more of a fire red. I am growing the plants here on my own grounds and can supply good big field grown plants at 50c each, postpaid, guaranteed to live and bloom.



Everblooming Baby Rambler Rose

# Nursery Stock

While I have never done much advertising in nursery stock, we grow and sell a large amount of it, and can fix you out in good shape on anything you want in that line. All the small stuff we grow ourselves. The fruit trees and shade trees we have grown for us by the big wholesale nurseries here, which are the best in the United States.

Owing to my close business and personal relations with these big wholesale nurserymen I can give you better service on nursery stock than almost any nursery firm in the country, as they will furnish me for my friends and customers anything I want and the very finest and best to be had. I can go right to their fields or packing houses and pick out just what I want.


Prices given below include packing and delivery to express or freight stations here. We guarantee the stock to reach you in good condition and open up in good shape. Our grounds are inspected by the State Entomologist and we furnish certificates with every shipment.

We have lots of other nursery stock not listed here. If you don't see what you want, ask for it.



## Shade Trees and Ornamentals

	Each
Almond, double flowering, 2 to 3 ft.	\$.35
Althea, all colors, 2 to 3 feet . . .	.30
Barberry, Purple Leaved, 2 to 3 feet	.30
Cranberry, High Bush, 3 to 4 feet . .	.35
Deutzia, assorted varieties, 2 to 3 ft.	.25
Dogwood, Red Barked, 2 to 3 feet . .	.25
Elder, Cut Leaved, 2 to 3 feet . . . .	.35
Elder, Golden Leaved, 3 to 4 feet . .	.45
Hydrangea, hardy, tree form, 3 to 4 feet . . . . .	.40
Hydrangea, hardy, bush form, 3 to 4 feet . . . . .	.35
Honeysuckle, Tartarian, red and white, 2 to 3 feet . . . . .	.30
Lilac, purple, 2 to 3 feet . . . . .	.25
Lilac, white, 2 to 3 feet . . . . .	.35
Lilac, Persian purple, 3 to 4 feet . .	.35
Lilac, Persian purple, 2 to 3 feet . .	.25
Privet Amoor. Rivr, 2 to 3 feet . . . .	.25
Privet, California, 3 to 4 feet . . . .	.30
Pyrus, Japonica (Japan Quince), 2 to 3 feet . . . . .	.25
Snowball, common, 2 to 3 feet . . . .	.25
Spirea, Van Houtee, 2 to 3 feet . . . .	.25
Syringa; leading varieties, 3 to 4 ft. .	.30
Tamarix Amurensis, 3 to 4 feet . . . .	.25
Wigelia, Rosea, pink, 2 to 8 feet . . .	.25



### Shade Trees.

Price of large trees varies from 25c to \$1.50 each, according to size.

Forest Tree Seedlings	Per 10
Ash, American, 2 to 3 feet . . . . .	\$.50
Box Elder, 2 to 3 feet . . . . .	.50
Butternut, 12 to 18 inches . . . . .	.50
Catalpa, Speciosa, 18 to 24 inches . .	.25
Cottonwood, 18 to 24 inches . . . . .	.25
Elm, American, White— 18 to 24 inches . . . . .	.40
Maple, Soft or Silver Leaved— 18 to 24 inches . . . . .	.35
Russian Olive, 12 to 18 inches . . . .	.50
Locust, black, 18 to 24 inches . . . .	.25
Walnut, black, 12 to 18 inches . . . .	.50

Ask for prices on larger lots.

## Tree Fruits

I WILL NOT have room here to give lists of varieties or descriptions, but I can supply practically all the leading varieties. Send along your list the way it suits you and unless it is very much out of the ordinary we can fill it in full all right.

### Apples

Our apples are vigorous, strong, hardy, well shaped trees with a splendid system of roots.

	Each.	Per 10
5 to 7 feet, 3 years, select grade . . . .	\$.50	\$4.00
4 to 6 feet, 2 years, No. 1 grade . . . .	.45	3.75
4 to 5 feet, 2 years, medium grade . . . .	.35	3.25
3 to 4 feet, 2 years . . . . .	.30	2.75

### Crab Apples

	Each.	Per 10
5 to 7 feet, 3 years, select grade . . . .	.45	\$3.75
4 to 6 feet, 2 years, No. 1 grade . . . .	.35	3.25
3 to 4 feet . . . . .	.30	2.75

### Cherries

Budded on Imported French Mahaleb Seedlings, will not sprout from the roots.

	Each.	Per 10
5 to 6 feet, 2 years, select grade . . . .	.50	\$4.50
4 to 5 feet, 2 years, No. 1 grade . . . .	.40	3.50
3 to 4 feet, medium grade . . . . .	.30	2.50
2 to 3 feet . . . . .	.25	2.25

### Plums

	Each.	Per 10
5 to 7 feet, 3 years, select grade . . . .	.50	\$4.50
4 to 6 feet, 2 years, No. 1 grade . . . .	.45	4.25
4 to 5 feet, 2 years, No. 1 grade . . . .	.40	3.50
3 to 4 feet, 1 and 2 years . . . . .	.30	2.20

### Peaches

	Each.	Per 10
Budded varieties, fine trees.		
4 to 6 feet, 1 year, No. 1 grade . . . .	.35	\$2.50
4 to 5 feet, 1 year, medium grade . . . .	.30	2.25
3 to 4 feet, 1 year . . . . .	.25	1.75

### Pears

	Each.	Per 10
Budded on Imported Pear Roots.		
5 to 7 feet, 3 years, select grade . . . .	.40	\$3.50
4 to 6 feet, 2 years, No. 1 grade . . . .	.35	3.00
4 to 5 feet, 2 years, medium grade . . . .	.30	2.50
3 to 4 feet, 2 years, light grade . . . .	.25	2.00

### Mulberries

	Each.	Per 10
Russian, 6 to 8 feet . . . . .	.50	\$4.00
Russian, 5 to 6 feet . . . . .	.40	3.50
Russian, 4 to 5 feet . . . . .	.35	3.00
Russian, 3 to 4 feet . . . . .	.30	2.50
Russian, 2 to 3 feet, seedlings . . . . .	1.50	
Russian, 18 to 24 inches . . . . .	1.00	
Downing and New American, 5 to 7 feet, select grade . . . . .	.75	6.00
Downing and New American, 4 to 6 feet, No. 1 grade . . . . .	.50	4.00

## Small Fruits

### Currants

	Each.	Per 10
Leading varieties, 2 years . . . . .	.15	\$1.00
Leading varieties, 1 year . . . . .	.15	.75

### Gooseberries

	Each.	Per 10
Downing, 1 year . . . . .	\$.15	\$1.25
Downing, 2 years . . . . .	.20	1.50
Houghton, 2 years . . . . .	.20	1.50
Houghton, 1 year . . . . .	.15	1.25

### Raspberries


	Per 10	Per 100
Black Cap, leading sorts . . . . .	\$.50	\$2.50
Red, leading sort . . . . .	.50	2.50
Cumberland (Black) . . . . .	.60	2.75
Columbian (Purple) . . . . .	.60	2.75

### Blackberries

	Per 10	Per 100
Snyder . . . . .	\$.50	\$3.00
Early Harvest . . . . .	.50	2.50

### Dewberries

	Per 10	Per 100
Lucrotia . . . . .	\$.50	\$2.50
Bartels . . . . .	.50	2.50
Strawberries . . . . .	See page 54	
Rhubarb . . . . .	See page 55	
Horseradish . . . . .	See page 55	
Asparagus . . . . .	See page 54	



### Grapes

Write for special prices on large lots.

	Each.
Concord, black, 2 years . . . . .	\$.15
Concord, black, 1 year . . . . .	.12
Moore's Early, black, 2 years . . . . .	.20
Moore's Early, black, 1 year . . . . .	.15
Niagara, white, 2 years . . . . .	.20
Niagara, white, 1 year . . . . .	.15
Pocklington, white, 2 years . . . . .	.20
Pocklington, white, 1 year . . . . .	.15
Worden, black, 2 years . . . . .	.20
Worden, black, 1 year . . . . .	.15

# Books That Have Helped Me

Next to actual experience and the farm papers, the most valuable helps in learning the ins and outs of farming and gardening are the books on farm subjects. I have made up a list here of the very best ones, and have arranged with the publishers to furnish them to you postpaid at the regular prices. I get practically nothing out of this, but I feel I am doing a service to my friends and customers in helping them to get the very best information that can be had anywhere. For the farm boy who is anxious to learn all that can be learned about the profession, there is nothing so valuable as these books. They are written by practical men in language that can be easily understood, and no matter whether you are a new beginner or an old hand at the business, you can learn something from these books.

Send orders for books to me direct, and I will mail them to you postpaid at the prices given.

## Books on Vegetable Crops

<b>The Potato.</b> Samuel Fraser. Illustrated, 200 pages, 5 x 7, cloth . . . . .	\$0 75
<b>Tomato Culture.</b> Wm. W. Tracey. Illustrated, 150 pages, 5 x 7, cloth . . . . .	50
<b>Celery Culture.</b> W R. Beattie. Fully illustrated, 150 pages, 5 x 7, cloth . . . . .	50
<b>Fortune in Two Acres.</b> Fred Grundy. This is the best book I ever read for the small farmer or gardener. Written by a practical man who has been through it all himself. I read it through once a year, myself . . . . .	50
<b>The New Onion Culture.</b> T. Grenier. Rewritten and enlarged and brought up to date. A new method of growing bigger, better onions than can be grown by the old plan. Illustrated, 140 pages . . . . .	50
<b>Cabbage and Cauliflower.</b> C. L. Allen. A practical treatise on the various types and varieties, treating of the requirements, conditions, cultivation, general management and marketing. Also treats of insects and fungi attacking this class of vegetables. Illustrated, 126 pages . . . . .	50
<b>Asparagus.</b> P. M. Hexamer. This is the first book in America which is exclusively devoted to the raising of asparagus. Illustrated, 174 pages . . . . .	50
<b>Mushrooms.</b> Wm. Falconer. The only practical work on the subject ever written. Illustrated, 170 pages . . . . .	1 00
<b>Hints and Helps for Young Gardeners.</b> H. D. Hemenway. Valuable for those who are young in experience as well as for those who are young in age, only . . . . .	35
<b>Vegetable Gardening.</b> Greene. A complete, practical guide to gardeners. 256 pages, illustrated . . . . .	1 00

## Books on Flowers

<b>The Gold Mine in the Front Yard.</b> By C. S. Harrison. A book about flowers, both for ornamentation and commercial culture, written with special reference to Northwestern conditions. Illustrated, 280 pages . . . . .	1 00
<b>Greenhouse Construction.</b> L. R. Taft. Illustrated, 210 pages . . . . .	1 50
<b>Greenhouse Management.</b> L. R. Taft. Illustrated, 382 pages . . . . .	1 50
<b>The Window Flower Garden.</b> Julius J. Heinrich. Illustrated, 123 pages . . . . .	50
<b>Your Plants.</b> James Sheehan. Plain and practical talks about treatment of tender and hardy plants in house and garden . . . . .	40
<b>Landscape Gardening.</b> F. A. Wall. Illustrated, 152 pages . . . . .	50
<b>Ornamental Gardening for Americans.</b> E. A. Long. A treatise on beautifying homes, rural districts and cemeteries. A plain and practical work, 300 pages . . . . .	1 50

## Books on Insects and Plant Diseases

<b>Spraying Crops.</b> Prof. Clarence M. Weed . . . . .	50
<b>Insects and Insecticides.</b> Prof. Clarence M. Weed. A practical manual of insects and methods of preventing their injuries. 334 pages, with many illustrations . . . . .	1 50

## Books on Fruit Crops

<b>The Fruit Garden.</b> P. Barry. A standard work on fruit and fruit trees. Illustrated, 576 pages . . . . .	1 50
<b>Small Fruit Culturist.</b> Andrew S. Fuller. A book covering the propagating of small fruit, varieties, culture, packing for market, etc. Finely illustrated, 288 pages . . . . .	1 00
<b>The Practical Fruit Grower.</b> S. T. Maynard. Just what the beginner needs, and the successful fruitman. Illustrated, 128 pages . . . . .	50
<b>Strawberry Culturist.</b> Andrew S. Fuller. Fully illustrated . . . . .	25

## Books on Farm Crops

<b>Alfalfa.</b> F. D. Coburn. The first practical work on this subject . . . . .	50
----------------------------------------------------------------------------------	----

<b>The Book of Alfalfa.</b> F. D. Coburn. Fully revised, enlarged and brought up to date. Contains all that is known to date regarding alfalfa, and is written by the most practical man in the United States. Any one who is at all interested in this crop should have this book. Illustrated by photographs, 336 pages . . . . .	2 00
<b>Alfalfa in America.</b> Joe Wing. Written by a practical farmer who has made a great success growing alfalfa in Ohio . . . . .	2 00
<b>Meadows and Pastures.</b> Joe Wing. The best book I have ever found on this subject . . . . .	1 50
<b>The Book of Corn.</b> Herbert Myrik. Illustrated, 500 pages . . . . .	1 50
<b>Clovers and How to Grow Them.</b> Thomas Shaw. A complete guide to the growing of all kinds of clover. Illustrated, 337 pages . . . . .	1 00
<b>Clover Farming.</b> Henry Wallace. A concise, condensed handbook on clover growing . . . . .	25
<b>Broom Corn and Broom Making.</b> A treatise on raising broom corn and making brooms on a large or small scale . . . . .	50
<b>Silos, Ensilage, Silage.</b> Manly Miles. Contains the most recent, authentic information on this important subject. Illustrated, 150 pages . . . . .	50
<b>Corn.</b> Bowman and Crossley. Written by corn experts of the Iowa State College. The best work on corn I have ever seen. Tells all about growing, breeding, judging and marketing corn. Every corn-grower should have it . . . . .	2 00

## Books on Poultry

<b>Making Poultry Pay.</b> Edwin C. Power. Illustrated, 324 pages . . . . .	1 00
<b>Profits in Poultry.</b> Contains the combined experience of a number of men in all the departments of poultry raising. Profusely illustrated, 252 pages . . . . .	1 00
<b>Poultry Feeding and Fattening.</b> G. B. Fisk. Illustrated, 160 pages . . . . .	50
<b>Progressive Poultry Culture.</b> Brigham. The standard text book on poultry in most of the state colleges . . . . .	1 50
<b>Turkeys and How to Grow Them.</b> Herbert Myrik. Illustrated, 154 pages . . . . .	1 00
<b>Poultry Architecture.</b> G. B. Fisk. Describes poultry buildings of all grades, styles and classes, practical in design and reasonable in cost. 100 illustrations, 25 pages . . . . .	50

## Books on General Farm Subjects

<b>Irrigation Farming.</b> Lucius Wilcox. The most complete work on the subject ever published. Illustrated, 510 pages . . . . .	2 00
<b>Irrigation for Farm, Garden and Orchard.</b> H. Stewart. Fully illustrated, 276 pages . . . . .	1 00
<b>Farm Drainage.</b> Judge French. A complete treatise on the subject, 383 pages . . . . .	1 00
<b>Gardening for Young and Old.</b> Joseph Harris. Illustrated, 191 pages . . . . .	1 00
<b>Truck Farming in the South.</b> A. Oemeler. A work giving experience of successful growers of vegetables for Northern market. Illustrated, 274 pages . . . . .	1 00
<b>Manual of Corn Judging.</b> A. D. Shamel. Profusely illustrated with photographs . . . . .	50
<b>The Farm Arithmetic.</b> Jessie Field. A practical little book of farm problems. New and unique . . . . .	25
<b>Weeds and How to Kill Them.</b> Shaw . . . . .	50
<b>Fertilizers and Crops.</b> L. L. Van Dyke . . . . .	2 50
<b>Farm Machinery and Farm Motors.</b> Davidson and Chase . . . . .	2 00
<b>First Principles of Soil Fertility.</b> Vivian . . . . .	1 00
<b>Weeds of the Farm and Garden.</b> L. H. Pammel . . . . .	1 50
<b>Fumigation Methods.</b> Willis G. Johnson . . . . .	1 00
<b>Soiling Crops and the Silo.</b> Thomas Shaw . . . . .	1 50
<b>Key to Profitable Stock Feeding.</b> Herbert Myrik . . . . .	25
<b>The Farmers' Tanning Guide.</b> By G. E. Stevens. Gives all the quick ways of tanning in from ten minutes to six weeks. Also complete receipts for making your own solutions. Prepared especially for farmers . . . . .	25

You can get these books free with your order. Here's how. On all orders for seeds, plants or bulbs (except clover and alfalfa seed) I will allow you a rebate of 10 per cent to be applied on the purchase of books or garden implements. Thus on a seed order amounting to \$5, you would have a rebate of 50 cents toward the purchase of books, which would get you free any 50-cent book listed above, or a 50-cent rebate toward one of the higher-priced books. Or, if you had an order for \$10, you could get free any two of the 50-cent books or any one of the \$1 books, or a \$1 rebate toward the purchase of any of the higher-priced books. If your own order is not large enough to get you free the book you want, you should get some of your neighbors to join in with you in ordering, and if you get a book you can loan it to them to read if they will promise to return it to you.



Use This Sheet to keep a copy of your order, or to figure up beforehand what you will want.

# Duplicate of ORDER SHEET

To HENRY FIELD SEED COMPANY, Shenandoah, Iowa

NAME . . . . . DATE . . . . .

POSTOFFICE . . . . . COUNTY . . . . . STATE . . . . .

RT. NO. . . . . BOX . . . . . STREET & NUMBER . . . . .

SHIPPING STATION . . . . . COUNTY . . . . . STATE . . . . .

WHAT RAILROAD PREFERRED? . . . . . WHAT EXPRESS CO? . . . . .

Mark in square which way you want this order sent  
 Mail  Express  or Freight  Whatever way best

If out of variety ordered have we your permission to substitute equal or better in nearest we can supply? . . . . .

Have we your permission to send seeds, priced postpaid, by prepaid express instead of mail if we can get better service that way? . . . . .

How about your catalogs? We sometimes find that there is more than one Catalog being sent to a family. This is all right if you can use them but if you cannot use more than one, please give the name of the head of the house.

hold on each order providing that matter is settled at your home . . . . .

**YOUR MONEY'S WORTH OR YOUR MONEY BACK.** It is mutually agreed and understood that any seeds or other goods ordered of us may be returned at any time within ten days after receipt if not satisfactory and money paid for them will be refunded, but we do not and cannot in any way warrant the stand or the crop, as they depend on so many conditions beyond our control.  
 HENRY FIELD SEED COMPANY

	\$	c
Total Amount of this Order		
Paid by P. O. Money Order		
Paid by Ex. Money Order		
Paid by Draft		
Paid by Check		
Paid in Currency		
Paid in Silver		
Paid in Stamps		
Total Amount Paid		

Please Don't Write In This Space  
 Opened By . . . . . Booked By . . . . .  
 O. K'd. By . . . . . Tagged By . . . . .  
 Routing:

Bus.	Pecks	Lbs.	Qts.	Pts.	Ozs.	Pkt	No.	Articles Wanted	Value	
									\$	c

WRITE HERE any special instructions regarding order. If you write a letter, especially one requiring an answer, put it on a separate sheet. All extras, leaflets, etc. that are wanted, write on the Order Sheet and not in a separate letter, or you may lose out on them.

## FREE SEEDS

We are going to give away free packets of seeds this year as usual, lots of them, but I am unable to give a complete list of them at the time this is printed. The list is larger than usual this year, but lots of the kinds are in only small amounts, not enough to go around, so the free packets that are sent out will be different from time to time, according to the supply.

You will get some choice seeds however, and a good generous lot of them. Flower seeds, garden seeds, and novelties in field seeds.

I wish you would tell me which would suit you best though. I don't want to send flower seeds to old bachelors who have no garden, nor garden or field seeds to people who have only a little flower garden. Please mark below which would suit you best, for your extra seeds.

FLOWER SEEDS . . . GARDEN SEEDS . . .

NOVELTIES IN FIELD SEEDS . . . . .

A LITTLE OF EVERYTHING . . . . .

**FREE GARDEN LEAFLETS.** We have a lot of free garden leaflets which you are welcome to. Here is the list. Mark a cross on the ones you want. Asparagus, Cabbage, Melons, Potatoes, Celery, Onions, Sweet Potatoes, Hotbeds, Strawberries, Peanuts, Mushrooms, Melon Lice.

**KEEP A COPY OF YOUR ORDER.** It is always best with any kind of an order. Then you have something to check up by.

## Have You Ordered These?

Here are a few things I want you to have by all means and I hope you have not left them out of your order.

- CABBAGE . . The Norseman . . Cornbelt.
- SWEET CORN . . White Mexican.
- WATERMELON Tom Watson . . The Princess.  
                  . . . Improved Kleckley . .
- MUSKMELON . . Field's Daisy . . Perfection.
- TOMATO . . . Early June . . Mississippi Girl.
- RADISH . . . Crimson Marble . . Sparkler . .
- BUSH BEANS . . . Stringless Yellow Pod . . . .  
                  . . . Field's First Early . . .
- POLE BEANS . . . Missouri Wonder.  
                  . . . Kentucky Wonder Wax.
- CUCUMBER . . . Emerald

Every one of these is the very best in its class. If you haven't ordered them you are missing something.

**DID YOU NOTICE** that I have a much better flower seed list than usua? Go back and look it over. You will find a nice lot of flowers there. Also I have a lot of new varieties in the Pionies and Gladiolii.

**PLENTY MORE ORDER BLANKS.** We have thousands of order blanks all ready to send out and will be glad to send you all you want. Ask for them if you can use them.

## Grass Seed Prices

You will notice that in the catalog the prices on grass seed and clover seed are given subject to change. You can always get the latest prices good for 10 days acceptance, by writing for our weekly grass seed price list, but if you do not care to wait for it you can order right now and make the best guess you can as to price. I will treat you right on prices.

Be sure and tell me however whether to fill exactly the amount of seed you order, or fill more or less according to the present prices. This is important, as other wise, I may have to wait and write you.

Shall I fill exactly the amount ordered and adjust the price later?

Or shall I fill exactly for the amount of money sent?

**WRITE ME A LETTER**—I am pretty busy sometimes, but I am always ready to take time to read a letter from a friend, and that is what I want you to be. If anything you don't just understand, write and ask me about it. I like to know what kind of land your garden is on, and what crops you grow most, and how the seeds did that you got last year, and what luck you have had buying from other seedsmen and why you prefer to buy of me.

**PUT THE LETTER ON A SEPARATE SHEET FROM THE ORDER.** The order goes to the seedhouse to be filled and the letter goes to my desk. Put your name and address on each sheet. If there is one of your neighbors that ought to buy of me, write me about it and I will send a catalog, and if you think it would be worth while, I'll write a letter to them. I would do as much for you.  
H. F.

Bus.	Pecks	Lbs.	Qts.	Pts.	Ozs.	Pkt.	No.	Articles Wanted	Value	
									\$	c

WRITE HERE any special instructions regarding order. If you write a letter, especially one requiring an answer, put it on a separate sheet. All extras, leaflets, etc. that are wanted, write on the Order Sheet and not in a separate letter, or you may lose out on them.

You don't have to use this order sheet--You can order any old way you like and it will look good to me--But using this will save us both some bother and lessen mistakes--Better, keep an exact copy for future reference--Be sure to give your NAME and ADDRESS and write them very plainly.

HENRY FIELD

# ORDER SHEET

**To HENRY FIELD SEED COMPANY, Shenandoah, Iowa**

NAME . . . . . DATE . . . . .

POSTOFFICE . . . . . COUNTY . . . . . STATE . . . . .

RT. NO., . . . . . BOX . . . . . STREET & NUMBER . . . . .

SHIPPING STATION . . . . . COUNTY . . . . . STATE . . . . .

WHAT RAILROAD PREFERRED? . . . . . WHAT EXPRESS CO? . . . . .

Mark in square which way you want this order sent      Mail       Express       or Freight       Whatever way best

If out of variety ordered have we your permission to substitute equal or better in nearest we can supply? . . . . .  
 Have we your permission to send seeds, priced postpaid, by prepaid express instead of mail if we can get better service that way? . . . . .

How about your catalogs? We sometimes find that there is more than one Catalog being sent to a family. This is all right if you can use them but if you cannot use more than one, please give the name of the head of the house-

hold on each order providing that matter is settled at your home . . . . .

**YOUR MONEY'S WORTH OR YOUR MONEY BACK.** It is mutually agreed and understood that any seeds or other goods ordered of us may be returned at any time within ten days after receipt if not satisfactory and money paid for them will be refunded, but we do not and cannot in any way warrant the stand or the crop, as they depend on so many conditions beyond our control.

**HENRY FIELD SEED COMPANY**

	\$	c
Total Amount of this Order		
Paid by P. O. Money Order		
Paid by Ex. Money Order		
Paid by Draft		
Paid by Check		
Paid in Currency		
Paid in Silver		
Paid in Stamps		
Total Amount Paid		

*Please Don't Write In This Space*

Opened By . . . . . Booked By . . . . .

O. K'd. By . . . . . Tagged By . . . . .

Routing:

CUT OUT HERE

Bus.	Pecks	Lbs.	Qts.	Pts.	Ozs.	Pkt.	No.	Articles Wanted	Value	
									\$	c

WRITE HERE any special instructions regarding order. If you write a letter, especially one requiring an answer, put it on a separate sheet. All extras, leaflets, etc. that are wanted, write on the Order Sheet and not in a separate letter, or you may lose out on them.

### FREE SEEDS

We are going to give away free packets of seeds this year as usual, lots of them, but I am unable to give a complete list of them at the time this is printed. The list is larger than usual this year, but lots of the kinds are in only small amounts, not enough to go around, so the free packets that are sent out will be different from time to time, according to the supply.

You will get some choice seeds however, and a good generous lot of them. Flower seeds, garden seeds, and novelties in field seeds.

I wish you would tell me which would suit you best though. I don't want to send flower seeds to old bachelors who have no garden, nor garden or field seeds to people who have only a little flower garden. Please mark below which would suit you best, for your extra seeds.

FLOWER SEEDS . . . GARDEN SEEDS . . .

NOVELTIES IN FIELD SEEDS . . . . .

A LITTLE OF EVERYTHING . . . . .

**FREE GARDEN LEAFLETS.** We have a lot of free garden leaflets which you are welcome to. Here is the list. Mark a cross on the ones you want. Asparagus, Cabbage, Melons, Potatoes, Celery, Onions, Sweet Potatoes, Hotbeds, Strawberries, Peanuts, Mushrooms, Melon Lice.

**KEEP A COPY OF YOUR ORDER.** It is always best with any kind of an order. Then you have something to check up by.

### Have You Ordered These?

Here are a few things I want you to have by all means and I hope you have not left them out of your order.

CABBAGE . . The Norseman . . Cornbelt.

SWEET CORN . . White Mexican.

WATERMELON Tom Watson . . The Princess.  
                                  . . Improved Kleckley . .

MUSKMELON . . Field's Daisy . . Perfection.

TOMATO . . Early June . . Mississippi Girl.

RADISH . . Crimson Marble . . Sparkler.

BUSH BEANS . . Stringless Yellow Pod . .  
                                          . . Field's First Early . .

POLE BEANS . . Missouri Wonder.  
                                          . . Kentucky Wonder Wax.

CUCUMBER . . Emerald

Every one of these is the very best in its class. If you haven't ordered them you are missing something.

**DID YOU NOTICE** that I have a much better flower seed list than usual? Go back and look it over. You will find a nice lot of flowers there. Also I have a lot of new varieties in the Peonies and Gladioli.

**PLENTY MORE ORDER BLANKS.** We have thousands of order blanks all ready to send out and will be glad to send you all you want. Ask for them if you can use them.

### Grass Seed Prices

You will notice that in the catalog the prices on grass seed and clover seed are given subject to change. You can always get the latest prices good for 10 days acceptance, by writing for our weekly grass seed price list, but if you do not care to wait for it you can order right now and make the best guess you can as to price. I will treat you right on prices.

Be sure and tell me however whether to fill exactly the amount of seed you order, or fill more or less according to the present prices. This is important, another wise, I may have to wait and write you.

Shall I fill exactly the amount ordered and adjust the price later?

Or shall I fill exactly for the amount of money sent? . . . . .

**WRITE ME A LETTER**—I am pretty busy sometimes, but I am always ready to take time to read a letter from a friend, and that is what I want you to be. If anything you don't just understand, write and ask me about it. I like to know what kind of land your garden is on, and what crops you grow mostly, and how the seeds did that you got last year, and what luck you have had buying from other seedsmen and why you prefer to buy of me.

**PUT THE LETTER ON A SEPARATE SHEET FROM THE ORDER.** The order goes to the seedhouse to be filled and the letter goes to my desk. Put your name and address on each sheet. If there is one of your neighbors that ought to buy of me, write me about it and I will send a catalog, and if you think it would be worth while, I'll write a letter to them. I would do as much for you. **H. F.**

Bus.	Pecks	Lbs.	Qts.	Pts.	Ozs.	Pkt.	No.	Articles Wanted	Value	
									\$	c

**WRITE HERE** any special instructions regarding order. If you write a letter, especially one requiring an answer, put it on a separate sheet. All extras, leaflets, etc. that are wanted, write on the Order Sheet and not in a separate letter, or you may lose out on them.

Free With Seed Sense

# Field's Seed Sense

The Most Interesting Paper in America.---A Dozen Smiles to Every Page.---A Good Cure For The Blues

It's curious how a man so seldom turns out to be what he started out to be when he was a boy. You've seen it lots of times. Fate or providence or just pure accident heads him off and starts him on some new track and away he goes where he had never thought of going in the first place.

For instance. My mother and my grandfather had me figured out for a preacher. My father planned that I should be a live-stock farmer like himself. I planned to be a market gardener and was one for 20 years, and then worked into the seed business and got to be one of the biggest seedsmen in the country. And I expect to be a seedsmen as long as I live.

But first thing you know, here I go off on a side line as a magazine publisher. And people who know are already telling me that I have the most interesting and readable paper in America. One good thing though, it is right in line with the seed business and you can't take me away from it.

It started this way. Last spring after the catalog was sent out I wanted to send out a sort of a news letter to the customers, so I put it in the form of a little magazine and called it SEED SENSE. I filled it with pictures, and letters from the customers, and gossip, and news about seeds and garden, and some more pictures, and plenty of smiles and good cheer, and so on.

Well, it took like the measles. They kept us busy calling for extra copies and they all hollered for more numbers of it. So we kept on sending it for three or four months and finally had to make it a regular monthly magazine. And we had to put a price on it, for it was costing us about \$2,000.00 a month.

So we put a price of 25c a year on it, which will pay most of the cost of getting it out and mailing it. And I want every one of my customers to have it. I would send it free to all of you if I could. I would love to do it. But I can't. The way the crowd is growing, it would cost me \$3,000 a month. But if you like it well enough to put up 25c a year, I'll send it to you every month.

You will find a coin card somewhere in this book, and I want you to fill that out with your name and address, mark the premium you want, put 25c in silver in with it and send it along. I'd do as much for you any time.

And I'll guarantee that "Seed Sense" will be worth a lot more than that to you during the year. I've got all kinds of great plans for good stuff that will come along as fast as I can get it ready. I'm going to have some of the most sensible and practical, common sense garden directions that anyone could want.

I'm making this paper my personal hobby and I'm going to put in some mighty good work on it. You know when Henry Field starts out to do anything, he generally puts it through, and "SEED SENSE" will be no exception. I'm going to give you your money's worth and then some. I may have to stay home from some of those automobile trips and work harder than usual, but it will be work done for a good cause. I believe people want just the kind of a little paper I am getting out.

*It will be cheerful, clean, sensible and readable. You won't find any politics in it, nor any patent medicine ads or any war news or any police court news and I'll promise not to fuss with you. What people want is to be entertained and encouraged and cheered up. They have been fussed at long enough.*

I'll promise not to preach at you either. People don't like to be preached at and I don't blame them. The only preaching I will do will be along the lines of common sense, good nature, good fellowship, garden, flowers, children and all the rest of the pleasant things of this world.

Now, if this suits you, come along with them two bits.

I have been publishing the paper for a year, and I have spent about \$8,000.00 on it. I consider it money well spent, too, but from now on I am

going to try and make the paper pay its own way. That is why I am asking for a subscription list. If I get your 25c you will get the paper regularly for twelve months. If I don't get it, you will have to borrow the paper from your neighbor and you would hate to do that.

*I am not particular how you get the 25c. You can hold it out of the egg money or you can cut down your cigar money for a day or two, or I don't care much if you send it to me instead of giving it to the preacher next Sunday. Just suit yourself about that, but try and dig up the 25c some way.*

I am going to have a lot of new automobile pictures and more stories about my automobile trip. Then, sometime in July or August I am going to make another trip, and I am going to get the finest lot of pictures you ever saw and they will appear in SEED SENSE along with an account of my trip along about September and you sure will want to read that.

You have no idea what a lot of good stuff there is coming next summer and fall and you sure don't want to miss it. Better attend to it right now and send that 25c before you forget it.

This SEED SENSE is a personal affair with me and I am prouder of it than anything I have got. I enjoy seeing the SEED SENSE subscriptions coming in as much as I do the seed orders, so if you want to tickle me immensely, send in those subscriptions, the more the better.

I don't want you to subscribe just for the sake of getting the premiums, but I will throw in a dandy good premium, something that I know will suit you. Glance along that list at the side and see if there isn't something there you would like to have. If so, it's yours for the asking, free with a 25c subscription to SEED SENSE.

Of course, I don't claim that the Catalpa trees I send you are as big as those shown in the picture. I'll send you little one year old trees, that will grow that big, if you give them time enough. It is the same way with the grape vines. I won't send you six foot vines with grapes already on them, but I'll send you nice, thrifty, yearling vines with big, strong roots on them that in three or four years will grow to look like the vines in that picture.

And it is the same way with the Roses and the Watermelon seed and the bulbs. I will give you good, strong, fresh, vigorous young stuff that with any decent sort of care will give you splendid results. I will guarantee everything I give you on this premium list to grow and do well for you. If not, I will replace it free. The Roses will be two colors, white and red, and they will be strictly everbloomers that will bloom all summer either in the house or out doors. The Dahlias will bloom from July until frost. The Watermelons will be a collection or mixture of all the different varieties from the little Princess to the big Tom Watson. The Catalpa trees will be the genuine hardy kind. They will grow practically anywhere in the United States.

If you have already subscribed, you can get your choice of these gifts by sending two new subscribers. They will get their premiums with the paper besides.


Or, if you want to make a present to a friend, I don't know of anything much nicer to send than a year of SEED SENSE. You can send the paper to a friend and have the premium yourself if you wish. Or you can send paper and premium both to your friend.

But above all I want you to get it regularly and read it yourself. It will do you good. It's different, and restful, and cheerful, and a good cure for the blues. And you surely can dig up 25c. I'll be watching for it.

HENRY FIELD.

P. S. If you subscribed last spring, its about time for another 25c. Old subscribers get premiums same as new ones.


H. F.



2 Catalpa Trees




2 Dahlia Bulbs



2 Watermelon Collections



2 Everblooming Roses



2 Grape Vines



### **I Want to Send You Some Free Samples of Grass Seed**

I have two reasons for it, one is that I want to sell you what grass seed you need and the other is I want you to see some really good seed once whether you intend to buy from me or not.

Maybe I am big headed about it, but I believe we have got the best clover, alfalfa, and grass seed there is. It is sort of a hobby with me you know, and whether I make much money at it or not, I am determined to have the glory of selling the best, purest seed that is sold in the United States.

If you are at all interested in clover and grass seed, you better send and get these samples, (they won't cost you a cent,) and whether we can get together on a deal or not, I will have the satisfaction of knowing that you have had a chance anyway to buy some really good seed.

You don't have to take my word for it, I am perfectly willing to show you.

Just mark on here what kinds of grass seed you are interested in and I will send samples and quote prices. Also mark opposite each kind the number of acres you expect to put in this year.

Medium Red Clover.....	Timothy.....	Permanent Pasture Mix.....
Mammoth Red Clover.....	Timothy-Alsike.....	Quick Pasture Mixture.....
Alsike Clover.....	Blue Grass.....	Dwarf Essex Rape.....
White Clover.....	Red Top.....	Cane.....
Alfalfa.....	Lawn Grass.....	Millet.....
.....	.....	.....

**Write your name and address, very plainly, on the other side of this post card.**

# Post Card

Please send me the Free Samples  
of grass seed marked on other side of  
this card.

Name \_\_\_\_\_

P. O. \_\_\_\_\_

State \_\_\_\_\_


Henry Field Seed Co.,

Shenandoah,

Iowa.








## CORNPLANTER

THE BEST BIG HEAVY WHITE CORN



## OUR PEONIES

We have the finest collection in the country and will sell you any kind or color you want at from 20¢ up. See pages 88, 89 and