

Historic, Archive Document

Do not assume content reflects current scientific knowledge, policies, or practices.



H. W.
GORDINIER
& SONS
COMPANY

Seedsman

FRANKLIN SQUARE
TROY, N. Y.



CATALOGUE OF
SEEDS · PLANTS · BULBS

Gordinier's Big Country Store

BY MAIL

YOU CAN ORDER YOUR SEEDS FROM **GORDINIER'S** FOR GORDINIER HAS A PERFECT SYSTEM

SEE HOW IT WORKS

DROP YOUR ORDER IN ANY LETTER BOX, ANY POST OFFICE, OR HAND IT TO ANY LETTER CARRIER ANYWHERE IN THE COUNTRY

IT WILL BE CARRIED QUICKLY TO

H. W. GORDINIER'S OFFICE AT TROY, N. Y. WHERE IT WILL BE ENTERED ON SHIPPING BLANKS FOR IMMEDIATE ATTENTION. THESE ORDERS ARE COLLECTED FOUR TIMES A DAY AND

RUSHED BY MESSENGERS OR TELEPHONED TO

GORDINIER'S BIG STORE HOUSE ON GREEN ISLAND. HERE MEN ARE READY TO PACK THE ORDER. OTHERS LOAD IT ON WAGONS OR IN CARS THAT RUN DIRECT TO THE BUILDING, AND YOUR ORDER IS ON ITS WAY. THIS STOREHOUSE IS CONNECTED WITH

D. & H. R. R.

N. Y. C. R. R.

B. & M. R. R.

B. & A. R. R.

ALL EXPRESS COMPANIES

ALL BOAT LINES

ELECTRIC EXPRESS

If you are too busy to come to Troy, just mail your order, and it will be shipped quickly and accurately.

DIRECTIONS FOR ORDERING

Goods by Mail. While we are always glad to have our customers come to our store and inspect the goods for themselves, where they live at a convenient distance, we realize that we can only see a very small majority of our customers, as they extend from the Atlantic to the Pacific, and also several foreign countries, but, with this Catalogue, orders can be made up evenings and rainy days and the amount can be sent perfectly safe by post-office or express money order and goods can be sent by mail, express or freight, whichever way is cheapest.

Postage. Customers are requested to read carefully our instructions and see that the proper amount is sent to cover postage, if goods are sent by mail. On account of our heavy counter trade, we are in duty bound to make prices less where we have no expense for postage or packing, but our prices for goods by express or freight are the same as for counter trade, as we make no charge for boxing or trucking.

C. O. D. Orders. We dislike very much to send goods in this way, but when customers wish, we will do so if one-third of the amount of the order is enclosed as a guarantee that the goods will be accepted, but the purchaser must pay the return charges on the money.

Give Your Name. Always have your post-office, freight or express office plainly written, and state whether goods are to go by express, freight or mail, and where to. We receive orders every year without any post-office address to tell where the order came from.

How to Send Money. There are several ways that money can be sent safely, but either a post-office or express money order is best, for if either should be lost in the mail, duplicates can be had. Postage stamps can be sent for amounts less than \$1, but they should always be wrapped in oiled paper to prevent them from sticking.

Extra Parts. We have a large repair business in the Summer season, and parties sending old parts for patterns must prepay the express or they will not be accepted. This rule also applies to empty bags being returned and the name of the sender **MUST ALWAYS BE ON THE PACKAGE**, so we will know whom the package is from.

What We Guarantee. That all seeds sold by us shall be as represented; should they prove otherwise, we will refill the order gratis; but, we give no warranty, express or implied, as to description, purity, productiveness or any other matter of any seeds, bulbs, or plants we send out, and we will not be in any way responsible for the crop. No officer, agent or employee of this company is authorized to make any warranty whatsoever. If the purchaser does not accept the goods on these terms, they are at once to be returned and the money paid will be refunded.

We also guarantee full weight and measure at time seed is delivered and should any of our customers find any package short, if they will notify us of the shortage, we will gladly refund them for the amount of such shortage, provided this shortage is not caused by the transportation company. Every package should be examined carefully before receipting for it from the freight or express company, and should there be any damage, sign the receipt as goods being received in bad order and notify us at once.

Change of Address. Since the introduction of the many rural mail routes we find many addresses incorrect, we therefore request our customers to notify us of any change in post-office address.

Bags for Shipping Seeds. Where, after prices, no statement is made "Bags or sacks included," it is required that the customer shall remit additional amounts as follows for cost of bags: For two-bushel cotton seamless, 20 cts.; for two-bushel strong, heavy burlap, 10 cts.; for one-bushel and small cotton or extra burlap, 10 cts.

There is no one thing which causes so much trouble or dissatisfaction between both the seller and buyer as the bag question. A great many people think that after they have bought the seeds, bags should be furnished free, but, as a matter of fact, bags usually represent about the profit on the goods. Where you find in other catalogues seeds priced including bags, you can rest assured that they have been taken into consideration as a part of the cost of the goods and you are paying for them, although perhaps it does not show on the bill, but when you send us money for seeds, we do not use a part of it for bags.

Parties buying goods on account will please remit for bags when they pay for goods and when they are returned cash will be refunded. Do not deduct for bags when you send check, for they are always considered as cash.

Novelties and Specialties in Vegetable Seeds

KEENEY'S STRINGLESS REFUGEE BEAN

GREEN POD

For many years the Refugee has been recognized as one of the most desirable sorts, but unfortunately the pods have had always a slight string. In this "Stringless" Refugee the string has been entirely eliminated, while the variety has lost none of its good qualities. Of true bush habit, the plants attain a height of eighteen inches and are very prolific. The broad handsome pods, nearly round in form, average about five and a quarter inches long; of a light-green color, they are brittle, tender, fleshy and absolutely stringless at all stages of growth. Our regular strain of Refugee is extra fine and has been purchased eagerly by planters and canners everywhere; but if we "know beans" (and we think we do), this New Stringless Refugee will eventually displace all other strains. It is unequalled for commercial canning, as the tender pods retain their color, and being entirely stringless the quality of the canned goods will be far superior.

HODSON GREEN-POD BEAN

Season about two weeks later than Burpee's Stringless Green-Pod. The plants are of vigorous growth and very productive. Pods are flat, six to seven inches long by three-eighths of an inch wide; they are produced abundantly and are stringless while young.

BLACK VALENTINE BEAN

GREEN POD

This excellent variety is a great improvement over the popular standard sort, Early Red Valentine, being ONE-THIRD LONGER THAN THAT VARIETY, PODS PERFECTLY ROUND AND STRAIGHT, although not quite so early. It also has the additional advantage of being suitable both for early and late planting, being extremely hardy. It will withstand early and late frosts which kill other varieties. A most desirable sort for the market gardeners, owing to its enormous yielding qualities, large and handsome appearance. Should be planted instead of either Red Valentine or Refugee, being superior to either in appearance.



STRINGLESS GREEN-POD BEAN



COPENHAGEN MARKET CABBAGE

CURRIE'S RUST-PROOF WAX BEAN

It has been claimed that this midseason variety is absolutely rust proof and we have found it, like the Detroit Wax, as nearly rust proof as any good wax podded bean can be. Vine very vigorous, hardy and productive. Pods similar in shape to Golden Wax. Seed long, oval, rounded at ends, medium sized, purplish black. This is a standard market gardening sort.

"BRITTLE WAX" BEAN

The earliest of all Wax Beans. Of such superb quality it might also be called "Best of All." The bushes are remarkably hardy and extremely prolific, while the handsome fleshy pods are entirely stringless and of the finest quality. The prize bush, grown in Canada, bore 167 pods. We are sure that all who plant Brittle Wax—whether for family use or market—will appreciate its unequalled merits as thoroughly as do the originators and ourselves.

Brittle Wax has already "made a record,"—altogether unequalled—by reason of its superb quality, extreme earliness, and great productiveness. It combines the most desirable features of both parents—the Black-Eye Wax and the Round-Pod Refugee. The plants are of vigorous growth, with large foliage, and appear completely loaded with handsome pods, which are nearly straight and measure $4\frac{1}{2}$ to 6 inches long. They are very broad and solidly fleshy—deeply saddle-backed—tender, "brittle," and entirely stringless at all stages of growth. The pods are unexcelled as snapshorts, while having white seeds, showing only a small black dot at the eye; any surplus allowed to ripen will be readily salable as Winter shell beans.

COPENHAGEN MARKET CABBAGE

NEW, EARLY

This superb new Cabbage created quite a sensation during the past season. It is undoubtedly without a rival as the finest large round-headed early Cabbage in cultivation. The type is thoroughly fixed, the heads maturing all at the same time—(this being a great consideration to Market Gardeners, entailing less labor in harvesting the crop and allows the ground to be cleared at the first cutting). The heads average about ten pounds each in weight, are very solid, with small core and of fine quality. It matures as early as Charleston Wakefield, and will give a much heavier yield per acre than that popular variety. The plant is short-stemmed, the heads being produced almost on the ground level. The leaves are light green, rather small, saucer-shaped, and always tightly folded. The plants, therefore, can be set closer than is usual with varieties of similar size.

Novelties and Specialties in Vegetable Seeds



FORDHOOK FAMOUS CUCUMBER

KLONDIKE CUCUMBER

Market growers have of late years found an increasing demand for an ideal slicing Cucumber and they have been seeking a variety which would grow to a suitable size for shipping without turning a very light green color as do many varieties of excellent quality. Klondike is a recent development which seems to answer fully all the requirements of an ideal slicing Cucumber. It is a medium early, white spined Cucumber of handsome, very dark green color and of excellent quality. Vines very hardy and productive. Fruits when mature about eight inches long, uniform in size and shape. The dark green color is retained much longer and is affected less by the hot sun than any other sort with which we are familiar.

Large-Eared Early Sweet Corn—"Howling Mob"

Howling Mob originated with C. D. Keller, of Toledo, Ohio, and its peculiar but apt name refers to the vociferous demand for the ears when Mr. Keller takes them to market. In developing this Corn the originator aimed to secure a large ear early in the season and at the same time possessing the sweet flavor of the later varieties. The stalks are of strong, vigorous growth, four and one-half to five feet in height, have abundant foliage, and generally produce two fine ears to a stalk. The ears measure seven to nine inches in length with twelve or fourteen rows of good-sized pearly-white grains. The ears are covered with a heavy husk which extends well out from the tips of the ears, and affords good protection from the greenworms which are so often destructive with early varieties.

EARLY "HOWLING-MOB"

Is ready for use only three to five days later than the Extra Early Cory when both are planted at the same time, but the ears are so much larger in size, while the grains are so much whiter and sweeter that it should really be compared with the second-early Crosby's Twelve-Rowed and other varieties of a later season.

AILSA CRAIG ONION

One of the largest of Onions. It is a very handsome, oval-shaped variety with pale straw-colored skin; twelve bulbs have been known to weigh thirty pounds. In England it is the most popular large Onion grown. For exhibition it is unexcelled—always giving under the same conditions much larger and more shapely bulbs than the Prizetaker. To attain its largest size it should be sown early in the Spring in the hotbed and later transplanted to open ground.

The Onion is very productive, is a good keeper for a large Onion, and for those who like an Onion raw we highly recommend it on account of its mild and acceptable pungent flavor. Market gardeners who grow this sort box them and compete successfully with the imported Spanish Onion. We believe when this variety is better known it will rank among the most popular sorts. Our seed is grown from English prize-winning stock.

GORDINIER'S PRIZE PARSLEY


The delicate curly leaves of this new Parsley and its rich dark green color, make it the ideal variety for garnishing dishes. It is by far the handsomest of all varieties of Parsley. Selected originally by our representative in the trial and breeding grounds of a famous European seed grower, where this variety was the best of some forty stocks.

In habit the plant is very dwarf, considerably more so than the Champion Moss Curled variety. Its size makes it extremely desirable for greenhouse or pot planting indoors, also as a neat border for a vegetable garden. Some of our customers have done well growing this variety in the greenhouses in Winter from plants raised outdoors and transplanted in the Fall.

Extra Long (White Spine) Cucumber, Fordhook Famous

The finest flavored of all—this is the most beautiful and best long green Cucumber! Vines produce an enormous crop, being of unusually vigorous growth, with large thick heavy leaves which withstand the attacks of insects. Perfectly smooth and very dark green, the handsome fruits measure twelve to eighteen inches long; they are always straight—never turn yellow, and are very solid. The flesh is a greenish white, firm, crisp, and of most delicious flavor. The flesh is unusually thick and seed space extremely small—it seems to be "all flesh and no seeds!" "Fordhook Famous" is so absolutely unequaled that it is likely in many sections to soon supersede all other types of the popular Long Green.

Gardeners everywhere are enthusiastic in praise of this most handsome of all table cucumbers, both because they bring an extra price on market, are of the White Spine type—long retaining their dark green color—and because the vigorous vines are so wonderfully prolific.



AILSA CRAIG ONION

Novelties and Specialties in Flower Seeds

NEW SWEET PEAS

The "Spencer" Type of Sweet Peas Special Re-selected Stock

Because of such unusual size, of waved or fluted appearance and charming blendings of harmonious colors, the new "Spencer" type may be appropriately described as Truly Gigantic "Orchid-Flowered." The flowers are not only of extremely large size, but are distinct in having the outer edges of the standard and wings beautifully crumpled or waved, the tissue being so full that there is not room for it to lie flatly expanded or smoothly rolled. The standard is broad and tall; the wings are broad, well spread and held erect by the keel.


Spencer or Giant Orchid-Flowered Type

The New Race of Sweet Peas

Greatly surpasses in several respects all previous introductions. The most notable difference is in the beautiful form of the flowers, the tissue being so full that, unlike the older types, it can neither flatly expand nor smoothly roll, but causes both the standard and wings to wave and crinkle in a peculiarly beautiful manner. The flowers all are so uniformly of extraordinary size, averaging considerably larger than the latest introduction of the older Grandiflora type. Another remarkable and very desirable feature is that a large percentage of the flowers are borne three or four to the stem. Other desirable features are the long stems and great substance of flowers and remarkably vigorous growth and free-blooming habit of plant. The class excels in all characteristics that are desirable in the Sweet Pea and is destined to be very popular.

Though, as noted, the Spencers are very profuse in bloom, they produce but little seed. And not only does this prevent seed from being produced cheaply, but the tendency to sport and revert necessitates careful and frequent roguing; that is, taking out the vines which produce flowers not true to type, often to the extent of destroying half the crop. Pure seed, therefore, is necessarily expensive, and intending purchasers should bear this in mind in comparing prices. The seeds of the Spencer varieties which we offer, like all our Sweet Peas, are grown on contract by noted growers in California, who have themselves originated most of the Spencer varieties, and than whom there are no more skillful and reliable growers in the world. For these seeds we paid much higher prices than other growers quoted, and we have every reason to believe that the flowers will be of the true type.


- (6000) **DAINTY SPENCER.** The stems are very long and usually carry four fine large waved flowers each. It is a most beautiful pink-edged variety; the ground color is white with a very distinct margin of rose-pink. The edging on the standard is considerably heavier than on the wings. The general effect is light and dainty, as the white ground is particularly clear and glistening. A most lovely Novelty, true in coloring and of finest Spencer type. . .Pkt. 10c.
- (6001) **MRS. RUTZAHN.** The beautiful coloring is buff or apricot ground, flushed and suffused with delicate pink or a very soft rose, deepening toward the edges of the standard and wings. The flowers are of the largest size—thoroughly crimped and waved. The standard is broad and deep; the wavy wings are so large that they usually hide the keel and are of the same soft color effect as the standard. The long stems seldom carry less than three flowers, while many bear four grand flowers to a spray. The large beautifully formed flowers are so gracefully placed on the stems that they are sure to excite the greatest admirationPkt. 10c.
- (6002) **BEATRICE SPENCER.** Resembles in color and markings the old favorite Princess Beatrice. The flower is fully as large as Countess Spencer, with grand wavy standard and large wings. The ground is white, tinted with soft pink and buff on the standard, while each wing has a blotch of brighter pink near the basePkt. 10c.



SWEET PEA, ASTA OHN

- (6003) **OTHELLO SPENCER.** This beautiful new Sweet Pea is decidedly the best of all dark Spencers—far superior to the English Black Knight Spencer. The flowers come uniformly true to type, being beautifully waved or crinkled both in standard and wings. The long stems are thick and carry well either three or four fine blooms of a rich deep maroon. It is a strong grower and flowers most profusely. . .Pkt. 10c.
- (6004) **ASTA OHN.** This is the first lavender of the true Spencer type that has originated in America. The flowers are of large size, pronouncedly waved and fluted in the standard, with unusually large, thoroughly waved wings. The stems are particularly long and sturdy and each stem uniformly bears four flowers. The color throughout both standard and wings is a charming soft lavender, suffused with mauve. It comes remarkably true from seed, and there were absolutely no hooded types in our crop this yearPkt. 10c.
- (6005) **HELEN LEWIS.** The orange-rose wings roll and fold; the standard is reflexed, showing the distinctly fluted effect, and is of an intense rich crimson-orange. The blooms are truly of a gigantic size—the ruffled standard measuring two inches across.Pkt. 10c.

Novelties and Specialties in Flower Seeds



SWEET PEA, ETHEL ROOSEVELT

SWEET PEAS—Continued

- (6006) **ETHEL ROOSEVELT.** Is of strong robust growth, extremely free-flowering, the individual blooms being of truest Spencer type and usually produced in fours on very long stems. The flowers are of largest size and the "color combination" is unique, though difficult to describe—the ground color being a lovely shade of cream, beautifully flaked and mottled with light rose or pinkish rose, and in addition to this exquisite color scheme the standard and wings are waved and frilled in truest form, the wings being well placed and not too open. Without doubt a variety of entrancing beauty.Pkt. 10c.
- (6007) **MRS. HUGH DICKSON SPENCER.** This grand novelty is undoubtedly one of the most chaste and charming varieties yet obtained. The coloring is a rich pinkish apricot on a cream ground, shading off rather lighter towards the center of the flower. The gigantic flowers are well waved and frilled—uniformly of the best Spencer type, and practically always borne in fours upon exceedingly long stems—and sometimes five flowers to a stem.Pkt. 10c.

(6008) **"FLORENCE NIGHTINGALE" SPENCER.** The flowers are truly magnificent and of immense size. The standard is unusually large and bold, pronouncedly waved, yet standing erect and broad—frequently measuring two inches across. The color is most charmingly soft clear rich lavender, which is enlivened by a very faint sheen of rose-pink. The large well-spread wings are of the same coloring, frilled and well waved. It is practically a self-color, and bunches beautifully—attracting universal admiration. The plant is extremely robust in growth flowering most profusely.Pkt. 10c.

(6009) **AMERICA SPENCER.** In brilliancy of color this is almost an exact duplicate of the popular Grandiflora Sweet Pea, America—but "ennobled" to the true giant waved Spencer type. The ground color is ivory-white, distinctly striped with brilliant crimson-red. It is quite similar to the new English Spencer to which the name of Mrs. Wilcox has been given, but is much more free flowering and more heavily marked with crimson and scarlet. The flowers are borne three and four on long stiff stems, and hold their color well till near the end of the season.Pkt. 10c.

(6010) **EMILY ECKFORD SPENCER.** The flowers are of good form, waved and of the true Spencer type. They are a rosy-purple self-color at opening, but turn bluish purple as they reach full expansion.Pkt. 10c.

(6011) **KING EDWARD SPENCER.** This sterling novelty is the nearest approach in color to the popular King Edward VII in the waved or Spencer type. The enormous flowers come uniformly waved and crinkled to a pronounced degree. The standard measures from one and three-quarters to two inches across by one and one-quarter inches deep; the wings are one and three-eighths inches wide by one and a quarter inches deep. The unusually large wings make the flowers appear truly gigantic in size. The standard is a deep rich carmine-scarlet of glossy effect. The wings are also carmine-scarlet and on the reverse side are of a deep rosy carmine. The strong, stiff stems are twelve to fifteen inches long and frequently carry four fine blooms, while the majority bear three flowers.Pkt. 10c.

(6012) **WHITE SPENCER.** Produces in the greatest profusion pure white flowers of truly gigantic size. The bold standard is crinkled and fluted; the wavy wings are so folded that the keel is almost hidden. The standard measures from one and three-quarters to two inches across by one and three-eighths to one and five-eighths inches in depth. The wings are fully an inch wide and nearly as deep as

the standard. The flowers are borne three and four to the stem; the stems are extra strong and twelve inches in length. The vines attain a height of eight to ten feet and are almost completely covered with blooms, while the flowers retain their large size throughout the season.Pkt. 10c.

(6013) **APPLE BLOSSOM SPENCER.** This is a reproduction of the long-time popular Apple Blossom Sweet Pea, but of enlarged size and true Spencer type. The petals are waved and crinkled to a remarkable degree with distinct serrations on edges of standard. Like the original Apple Blossom, some flowers are deeper in color than others on the same vine, but all are most attractive and bunch well.Pkt. 10c.

(6014) **PRIMROSE SPENCER.** The flowers are well placed on strong thick stems twelve inches long, and are borne never less than three flowers and frequently four to the stem. The waved standard measures nearly two inches across by about one and one-quarter inches deep; the crinkled wings are an inch across by one and one-eighth inches deep. The color is a pronounced primrose throughout both standard and wings.Pkt. 10c.

Novelties and Specialties in Flower Seeds

SWEET PEAS—Continued

- (6015) **FLORENCE MORSE SPENCER.** This might be described as a light pink-edged Countess Spencer. It can be "bracketed" with Mrs. Hardcastle Sykes and Princess Victoria, as there is not sufficient difference to keep the three names. The flowers are extremely large, of the finest open wavy type; they are borne upon strong stiff stems, four flowers to each stem. It comes perfectly true from seed and is already a popular favorite with all lovers of the Spencer typePkt. 10c.
- (6016) **QUEEN VICTORIA SPENCER.** The flowers are extremely large, of the true waved Spencer type, and have a most pleasing color effect. The background is quite a deep primrose, flushed with rose. The flowers are all of good substance, borne three and four to the stem; there were proportionately more sprays of four flowers than with any other "Spencer" grown by us—excepting only the new Mrs. Hugh Dickson. The strong dark-green stems carry well the gigantic flowers. The vines are of strong growth and our Re-selected strain produces flowers that will please the most critical both as to type and color..Pkt. 10c.
- (6017) **AURORA SPENCER.** This is an exact counterpart as to color of Aurora Sweet Pea; it differs only in size and character of the flowers. The superbly beautiful flowers are of really enormous size. Both standard and wings are waved or fluted to a most pronounced degree. The magnificent flowers are produced most profusely in threes and fours, well placed on the end of long, stiff dark-green stems. The ground color of the flower is a cream-white, and this is exquisitely flaked and mottled with rich orange-salmon. It bunches beautifully.....Pkt. 10c.
- (6018) **TENNANT SPENCER.** This is decidedly the best of the heliotrope shades. It is self-colored in most attractive rosy purple and comes entirely true, differing in this respect from The Marquis and A. J. Cook, both of which varieties it will surely displace. The flowers are of large size and gracefully borne on long stiff stemsPkt. 10c.
- (6019) **MARIE CORELLI.** Both in England and America, has been pronounced by Sweet Pea experts as being in the fore rank of distinct Spencer novelties. The large flowers are brilliant rose-carmine or red and uniformly of true Spencer type. The wings are a pure rich rose-crimson, while the standard shows a tint of cherry-red. The whole effect is that of a brilliant crimson—clear, distinct and most beautiful. The standard is large, round and wavy; the wings are full and inclined to remain boldly outright instead of drooping.
The long strong stems usually bear four flowers each. The plant is of strong growth and very free flowering. Marie Corelli is a variety that belongs in all first dozen sets and will become one of our standard shades in SpencersPkt. 10c.
- (6020) **W. T. HUTCHINS.** W. T. Hutchins is a fine bold, true Spencer of most perfect form and coloring. The buds show a decided buff color. The fully expanded flower has the appearance of light apricot (distinctly lemon at the throat), overlaid with a beautiful blush pink. As the season advances the blush pink shading becomes rather more pronounced.
The vigorous vines flower most freely, the stems are long and carry well three or four fine flowers. Both standard and wings are wavy, ruffled and crinkled, of the most advanced Spencer type. The flowers are of the largest size; the standard measures two inches across by one and five-eighths inches deepPkt. 10c.
- (6021) **SENATOR SPENCER.** Is of the true Spencer type—wavy edges on both standard and wings—large, round, fluffy standard, long drooping wings. Both standard and wings are marked with the same colors and in the same way, with a trifle more of the wine shading in the wings. The stems are long and there are usually four good, large, finely formed flowers on each stem. The flowers are so much larger and handsomer than the grandiflora Senator that it really deserves a distinct name. The vines are a perfect mass of bloom throughout the season.....Pkt. 10c.
- (6022) **GEORGE HERBERT.** We have a splendid Re-selected strain of this most magnificent Spencer. The flowers of George Herbert are generally borne four on a stem, of the largest size, and both standard and wings beautifully fluted. They are of a bright rosy carmine and particularly fine when seen by artificial lightPkt. 10c.
- (6023) **FLORA NORTON SPENCER.** While the flowers are smaller than other "Spencers," the beautiful tone of color entitles it to a place. They are precisely the same delightful shade of rich lavender as is seen in the grandiflora variety of the same name..Pkt. 10c.
- (6024) **LOVELY SPENCER.** This is an exact reproduction in the Spencer type of the original "Lovely." The color is bright pink at the base of both standard and wings, showing a softer pink and becoming almost blush white at the edgesPkt. 10c.
- (6025) **RAMONA SPENCER.** Both standard and wings pronouncedly waved and crinkled. The flowers are attractive, with the soft delicate lines and flakes of blush pink on clear white ground. It produces almost uniformly four flowers to a stem.....Pkt. 10c.
- (6026) **TRUE GRAND GIGANTIC "ORCHID-FLOWERED" SWEET PEAS—SURPASSINGLY SUPERB NEW "SPENCER" SEEDLINGS.** Gordinier's Unequaled Mixture. This Special Mixture, as improved, will give a rare treat to lovers of true "Spencer" Sweet Peas! It contains some most superb seedlings that have not yet been separately introduced, because, while true to the "Spencer" type, they show variations in color. One of these, which has been greatly admired, we had hoped to introduce as Mrs. Taft, but it still produces several shades. Nearly all of the colors contained in this new mixture came true to the superb gigantic waved "Spencer" type the past season.

These "Spencers" include the best of the "Spencer" varieties introduced previously to this year and also some entirely new shades, including colors similar to Coccinea, "deep apricot and straw," shades of mauve, light and darker blue, several shades of scarlet, beautiful pinks from extremely light to very deep (Mrs. Taft) and rose colored, several striped and mottled varieties, together with a few deep purple and several shades of maroon. The flowers are of extremely large size, most beautifully frilled and waved on the standard, with well-waved wings. While the plants are vigorous in growth and the gigantic flowers are borne most profusely on long strong stems, yet like all varieties of the true "Spencer" type they are extremely shy seeders and the seed can never be produced cheaply unless this superb new strain should be allowed to deteriorate. Pkt. 10c., oz. 20c., ¼ lb. 60c., lb. \$2.00.

NEW NASTURTIUMS

Tall Sorts

- (1041) **GORDINIER'S "VARIEGATED QUEEN" IN MIXTURE.** This new "Royal Race" of Tall Nasturtium is now offered in improved and most superb mixture. The flowers are of many bright colors in charming contrast to the handsomely variegated foliage. The leaves are so beautifully variegated with yellow, white and green that the plants would be worthy of culture almost for the foliage alone. Per pkt. 10c.
- (1042) **FANCY FRINGED, MIXED.** This beautiful new type of Tall Nasturtiums now comes quite true from seed and is produced mostly in self-colors ranging from yellow and orange-yellow to orange-red and scarlet, the three lower petals being most attractively fringed or lacinated. The habit of the plant is quite as vigorous as is the ordinary type of tall or running varieties and is extremely floriferous. It is sure to find favor with all who grow it. Per pkt. 10c.

How to Build and Manage Hotbeds

For early vegetables, some provision for starting certain plants earlier than can be done in the open air is desirable; for this purpose nothing is better than a good hotbed and its construction is so simple and the expense so slight that every garden should have one. A hotbed proper not only protects the plants from the cold, but supplies bottom heat. By this term the gardener means that the soil is constantly kept several degrees warmer than the air above, that being the condition, so far as heat is concerned, which is most favorable for rapid and vigorous growth and gardeners usually secure it by making a compact pile of some fermenting material and covering it with the earth in which the plants are to grow.

HEATING MATERIAL.

The best heating material that is easily available is fresh horse manure, containing a liberal quantity of straw bedding. Such manure, if thrown into a loose pile, will heat violently and unevenly and will soon become cold. What is wanted in the hotbed is a steady and moderate but lasting heat. To secure this, the manure should be forked over, shaken apart, and if dry, watered and allowed to stand a few days and then be forked over again, piled and allowed to heat a second time, the object being to get the whole mass into a uniform degree of fermentation and as soon as this is accomplished it is fit for use.

SASH.

Some gardeners use sash made especially for hotbeds and glazed with small lights cut from odds and ends and so furnished at very low rates. Such sash can usually be procured in any of our large cities and costs much less than if made to order. For garden use, however, we much prefer a smaller sash that can be easily handled and the use of larger and better glass. We recommend that for home gardens the sash be about two and one-half by four or five feet and that the glass be not less than 10x14, laid with not more than one-quarter inch lap. In giving the order to one unaccustomed to the work, it would be well to state what they are to be used for, and that they need to be made like skylight sash.

THE FRAME.

This may be made of sound one-inch lumber, the back twelve to fourteen inches high, the front ten to twelve. It should be well fitted to the sash so as to leave as little opening as possible and yet allow the sash to be easily moved up and down, even when the frame is quite wet.

THE SOIL.

This should be light, rich, friable. Any considerable amount of clay in it is very objectionable. If possible, it should be unfrozen when put into the bed; for this reason it is much better to prepare it the Fall before and cover the pile with enough coarse manure or straw to keep out the frost.

MAKING THE BED.

This requires careful attention, as future success depends largely upon the manner in which this work is done. Having cleared away snow and ice, build a rectangular bed one foot larger each way than the frame to be used, carefully shaking out and spreading each forkful and repeatedly treading down the manure so as to make the bed as uniform as possible in solidity, composition and moisture. It is of the utmost importance that this shaking apart and evenly pressing down of the manure should be carefully and thoroughly done; unless it is, one portion will heat quicker than the other and the soil will settle unevenly, making it impossible to raise good plants. The proper depth of the bed will vary with the climate, season and the kind of plants to be raised. A shallow bed will quickly give a high temperature which will soon subside; a deeper one, if well made, will heat more moderately, but continue much longer. For general purposes, a bed about two feet deep will be best.

The bed completed, the frame and sash may be put on and fresh manure carefully packed around the outside to the very top (if the weather is at all severe, this outside banking should be replenished as it settles). The bed should then be allowed to stand with the sash partially open for a day or two to allow the steam and rank heat to pass off. The earth should then be evenly distributed over the surface of the bed and carefully leveled. The earth should not be shoveled or dumped in one or more places in the bed and then leveled; if this is done uneven settling of the bed invariably results. Care should be taken that the soil is dry and friable. If wet

or frozen soil must be used, it should be placed in small piles until well dried out before spreading. The heat at first will be quite violent, frequently rising to 120 degrees, but it soon subsides and when it recedes to 90 degrees the seed may be planted. The importance of using dry soil and allowing the first rank heat to pass off is very great. Every season thousands of hotbeds fail of good results from these causes and seedsmen are blamed for failure resulting from overheat, or wet, soggy soil.

MANAGEMENT OF THE BED.

The essentials for success are a steady uniform degree of heat and moisture; keeping the soil at all times a few degrees warmer than the air and the careful "hardening off" (by exposure to the air and diminishing the supply of water) of the plants before transplanting into the open air. Simple as these may seem to be, there are many difficulties in the way of securing them, prominent among which is overheating the air under a bright sun. Without experience one would scarcely believe how quickly the temperature inside of a well built hotbed will rise to 90 or 100 degrees upon a still, sunny day, even when the temperature outside is far below freezing, or how quickly the temperature will fall to that outside, if upon a windy, cloudy day the sash is left open ever so little. A rush of cold air driven over the plants is far more injurious than the same temperature when the air is still. Again, in cloudy weather, a bed will go several days without watering, but will dry up in an hour when open on a sunny day. The details of management, however, must be learned by experience, but may be easily acquired by one who gives the matter careful attention, keeping constantly in mind the essentials given above.

A COLD FRAME.

Is a simple construction of boards for wintering over young plants, Cabbage, Lettuce, Cauliflower, etc., and it is also useful to protect and harden off plants from the greenhouse or hotbed before fully exposing them in the open air.

Select a dry, southern exposure, form a frame from four to six feet wide and as long as required. The back should be fourteen to eighteen inches high and the front eight to twelve, with a cross-tie every three feet. The frame may be covered with sash or cloth. Seeds of the vegetables to be wintered, sown in open border early in September, will be ready to plant in cold frames about the last of October. The soil should be well prepared and smoothly raked before planting. Admit air freely on pleasant days, but keep close in severe weather.

These frames are particularly useful in the South and may be covered more cheaply with cloth shades than by sash. The shades are made as follows: Make light but strong wooden frames to fit over the bed and of a width to receive some common brand of cotton cloth. The cloth may be unbleached and should be stretched over and securely tacked to the frames. We have found that Plant Bed Cloth, which we have for sale, is superior to any ordinary cloth for this purpose.

TRANSPLANTING.

In transplanting, the main points to be regarded are: care in taking up the plants so as to avoid injury to the roots, setting out as soon as possible to prevent the air coming in contact with the roots, setting firmly so as to enable the plant to take a secure hold of the soil and shading to prevent the hot sun from withering and blighting the leaves. Where a rank or soft growth of tops has been made in hotbed it is frequently desirable to trim off some of the larger leaves before taking up to transplant so that evaporation later may be retarded. In transplanting from a hotbed, harden the plants by letting them get quite dry a day or two before, but give an abundance of water a few hours before they are taken out. It is most apt to be successful if done just at evening, or immediately before or during the first part of a rain, about the worst time being just after a rain, when the ground being wet it is impossible to sufficiently press it about the plant without its baking hard. If water is used at all it should be used freely and the wet surface immediately covered with dry soil.

WATERING.

The best time to water plants is early in the morning or in the evening. Water may be given to the roots at any time, but should never be sprinkled over the leaves while they are exposed to bright sunshine. If watering a plant has been commenced, continue to supply it as it is needed, or more injury than good will result from what has been given. One copious watering is better than many scanty sprinklings. The ground should always be stirred with a hoe or rake before it becomes so very dry as to cake or crack.

ASPARAGUS

One ounce of seed will plant a row about 50 feet long, and from 4 to 5 lbs. will plant an acre

The popularity which Asparagus has achieved during the recent years is remarkable. Every garden should have a bed of Asparagus from which the table may be supplied with this most wholesome vegetable.

There are two methods by which Asparagus plants can be secured, (1) by purchasing the seed, and (2) by purchasing the plants from a seedsman. Taking the second method, as being the quickest way to start a bed, it is suggested that two-year old roots be selected.

Asparagus will grow on most soils, but a light sandy soil of fair fertility is much to be preferred. A soil on which water stands after a rain is to be avoided. Of course, such a soil, if otherwise suitable, can be made fit by a thorough system of drainage, but the soil should be free of roots, stones or any trash that will not readily disintegrate or that will interfere with the growth of the spears. Trees or other high shrubs must not be allowed in the Asparagus bed, because of the shade they throw over the beds and because their roots make heavy drafts upon the soil. Freedom from weeds is even more desirable than great fertility of soil, and it is well that for a year or two previous to planting the Asparagus the land should have been occupied by some hoed crop, such as Potatoes, Beets or Cabbages.

Sow the seed about two inches deep in light, rich soil, making the rows one foot apart. In order to obtain strong, healthy plants the seedlings should be thinned out until they stand two or three inches apart in the rows. During the Summer the plants should be thoroughly cultivated in order to keep down the weeds, and in the Spring they can be set out in the permanent beds. In the late Fall or early Winter the selected permanent bed should be deeply plowed and harrowed, and after harrowing the field a good compost of well-rotted manure should be spread broadcast and left to the action of the weather until early in the Spring.

ASPARAGUS ROOTS

Spring is the best time to plant the roots, but planting is often extended or delayed until the last of June. In the Spring the roots bear transplanting with less injury than later in the year. As early in the Spring as the condition of the ground will permit work to be done rows should be marked off about four feet apart and opened up with a large plow going a sufficient number of times to mark a furrow 8 to 12 inches deep. Loose soil that the plow does not throw up should be taken up with a shovel or wide-bladed hoe. It is in these furrows that the crowns are set; the distance between the plants in the row should be about 18 to 24 inches. It is not a good practice to put manure in the bottom of the trenches or furrows when setting out the crowns, because the roots of Asparagus thrive better when resting upon compact soil. The rows should run north and south so that the full benefit of the sunshine will be secured. The crowns should be promptly covered with about three inches of friable soil. This leaves the plants in a depression, the soil thrown out in opening the rows forming a ridge on each side. This depression will gradually become filled during the process of cultivation throughout the succeeding Summer. Careful weeding and loosening of the soil at frequent intervals during the growing season is necessary to keep down the weeds and grass. Early in the Spring of each year, after the plants are old enough to cut, there must be a ridge made over the rows to blanch the shoots, if white Asparagus is to be cut.

After the cutting season, the bed should be harrowed to loosen the soil and to destroy the weeds. Soon after the tops are allowed to develop they become bushy enough to shade the ground and prevent the growth of weeds. The bushes should be cut as soon as the berries are fully colored. All brush should be promptly collected and burned that there may be no lodging place for insects.

Nitrate of soda and sulphate of potash mixed with wood ashes, applied in two doses (March and May) keeps the Asparagus beds going and produces a large yield of fine spears.

Early Giant Argenteuil. A very valuable variety on account of its earliness; produces a large yield and a more even growth than some of the other varieties; will resist rust.

Barr's Mammoth. The stalks of this variety are very large, frequently one inch in diameter, with but few scales, and retain their thickness to the heads, which are close and round. It is a very rapid grower, of light color, and the stalks are tender and succulent.

Palmetto. This is a very desirable variety, of light green color, and grows to mammoth size, average bunches of fifteen stalks often measuring from thirteen to fourteen inches in circumference.

Conover's Colossal. This is an old standard variety, and by many preferred to the new introductions. The quality is very good.

Columbian Mammoth White. This variety is especially fine for canning, as the stalks are finely blanched and very large and tender. The bud of the young stalk is considerably smaller than the part just below.

Those who do not care to raise Asparagus from the seed can purchase from us strong two-year-old roots in several varieties. A bed 20x50 feet would require from two hundred to two hundred and fifty plants, allowing three feet between the rows and eighteen inches between the plants in the row.

Early Giant Argenteuil, Two-year-old Roots.

Barr's Mammoth, Two-year-old Roots.

Palmetto, Two-year-old Roots.

Conover's Colossal, Two-year-old Roots.

Columbian Mammoth White, Two-year-old Roots.



BARR'S MAMMOTH ASPARAGUS


BEANS

One quart of seed will plant a row about 150 feet long, and 1½ bushels will plant an acre

Beans should be planted, when all danger from frost is passed, in a warm, dry and sheltered situation. The soil should be a light, rich and well-drained sandy loam, that was manured the previous year. However, if the soil was not manured the previous year, and is not sufficiently rich, a small amount of sheep manure may be applied just before the seed is planted. Only a small amount should be used, as a soil too rich produces plants that have a tendency to run to the vine at the expense of the fruit.

The rows should be from eighteen inches to two feet apart and the seeds planted about two inches deep and three inches apart. When the young plants appear, draw up the dirt to the stalks, and cultivate frequently to destroy weeds. All hoeing, however, should be done when the soil is dry and the vines free from moisture, as cultivating when they are wet with dew or rain will cause them to rust and the result will be a complete failure of the crop.

If care is exercised in making a selection of varieties, it is possible to obtain a succession of both the string and green-shelled Beans with one planting. However, if you care for only one variety, a succession can be obtained by planting the seed at intervals of two or three weeks.



GORDINIER'S IMPROVED GOLDEN WAX BEANS

Gordinier's White Stringless Wax. A white seeded variety, round, stringless pods of unsurpassed beauty and quality. This is the result of crossing a white seeded sort with the Yosemite, and in it the good qualities of latter variety are developed to a superlative degree, while its faults of shy bearing and imperfect pods are eliminated. Gordinier's White Stringless Wax is wonderfully productive of uniformly well-shaped and handsome pods. The plant is exceedingly hardy and rust-proof, and it matures the long, round, fleshy, stringless pods very early. The seed is long and white.

DWARF, BUSH or SNAP BEANS Wax-Podded Sorts

Gordinier's Improved Golden Wax. The standard flat, wax-podded variety. The plants are of vigorous, bushy growth, not susceptible to rust, moderately early and very prolific. The pods are exceedingly handsome, large, uniformly broad, thick and almost all solid flesh, of good quality, tender and brittle, absolutely without string or coarse fibre at all stages until maturity, while the color is of a rich golden-yellow. Although not the earliest dwarf wax bean, its reliability in producing a heavy crop of large handsome pods, whether sown in Spring, Summer or early Fall, renders it highly valuable for both home and market planting.

Extra Early Challenge Dwarf Black Wax. In growth and general appearance the plants are the same as the old Black Wax or Butter Bean, but are earlier and more productive. The pods are clear waxy-white, quite round, very fleshy, crisp, tender and stringless. Seed jet black, longer and more curved than Prolific Wax. The best extra early wax bean for the home or market garden.

Pencil Pod Black Wax. Is an improvement on the Prolific Black Wax. Hardier and more prolific. Pods are long, pencil-like, very tender and brittle. In color they are a rich dark yellow, much more attractive than Prolific Wax. It also remains in good picking condition for a long season.

Extra Early Refugee Wax. A perfect Refugee, with long, round, golden-yellow wax pods; very productive and practically everbearing. It is free from rust, and its dense habit of growth renders it proof against long-continued drought. Suitable for either early or late sowing. Beans are dark, nearly black, striped and mottled with grayish brown.

Golden-eyed Wax. Strong bushy growth, fifteen inches in height. Plants are heavily laden with handsome pods five inches in length, one-half inch broad, straight, flat, fairly fleshy, but quite "stringy." Light yellow, bordering on white, when of full size.

Wardwell's Improved Kidney Wax. The very strong-growing vines of this variety yield a large crop of long, nearly straight, very white, wax-like, handsome pods. These are of good quality and always command a ready sale, making the variety one of the most profitable for the market-gardener. It matures about the same time as the Golden Wax.



HODSON LONG POD WAX BEANS

Dwarf, Bush or Snap Beans—Wax-Podded Sorts—Continued

Davis White Wax. This is the most hardy and productive wax-podded bush bean in cultivation. The pods are invariably long, white, straight and handsome. The vine is rustless and very vigorous, bearing its pods near the center in clusters. When young the pods are brittle, crisp and tender. Seed kidney-shaped, clear white and excellent for baking. The length, uniformly perfect shape and fine color of the pods and the clear white seed, make this one of the best for canners. It is just what they want, a long straight, clear white pod, which does not discolor in canning.

Keeney's Rust-Proof Golden Wax. Semi-running bush growth, immensely productive, pods four and a half inches long, one-half inch wide, slightly curved. Meaty, mild in flavor, and with only slight strings; color a pale waxen-yellow. Vines rather slender, with light green foliage of medium size. Entirely free from rust even in moist seasons.

New Hodson Wax. This is a new, rather late season, wonderfully prolific Wax Bean. The growth is remarkably vigorous, almost entirely free from rust and loaded with long, straight, handsome pods, which somewhat resemble the pods of the Davis Wax, but are plumper, straighter and longer, averaging 7 inches in length and have a clean, bright yellow color, all of which combined makes it the most attractive Wax Bean on the market. The beans are brittle and tender, of fine texture and excellent flavor and if picked before too old are stringless, with no fibre. An excellent bean for the private gardener and unsurpassed for the market gardener as a main crop sort.

DWARF, BUSH or SNAP BEANS Green-Podded Sorts

Extra Early Refugee. A very early green-podded kind, furnishing a fleshy pod of fine quality, crisp, tender, and of excellent flavor. The vines are a little smaller and more upright-growing and the leaves distinctly lighter colored than those of the late Refugee, though the dry beans are much the same in shape and color.

Early Mohawk. This sort is so much harder than the others that it can be planted earlier, and often will furnish beans fit for use before any other kind. Vines large, stout, with large, coarse leaves; pods long, straight, coarse, flat, with long, tapering points; seed long, kidney-shaped, variegated with drab, purple and brown. This variety is much in favor for forcing under glass, as it matures quickly and carries a good weight of long, large pods.

Round Six Weeks (Improved Round Pod). While this variety does not differ from the Early Yellow Kidney Six Weeks in size or general appearance of the vine, the pods are shorter, very much thicker, more fleshy and quite stringless. Moreover, while retaining the vigor and hardness of the old sort, it is fully one week earlier.


Refugee, or Thousand to One. Vines large-spreading, exceedingly hardy, with small, smooth leaves, and large, lilac flowers, very late, and esteemed for late planting and for use as pickles; pods long, cylindrical, green, becoming white streaked with purple, as they mature; of good quality as "snaps"; beans long, light drab, dotted and splashed with purple.

Gordinier's Stringless Green Pod. Originating from a sport found in the Yosemite Wax, though green podded, it possesses to a marked degree all the good qualities of that sort, and is vastly more prolific of uniformly fine shaped pods, imperfect ones, so common in the parent stock, being rarely seen. The plant is dwarf, large, very vigorous, and matures a heavy yield. The pods are fully twice as large, more fleshy and quite as stringless as those of the Valentine, and mature about the same time.

Longfellow. Valued for its superior quality and productiveness. Pods very long, straight and round, and of a beautiful pale green color; flavor is delicious and in every respect an ideal snap bean.

DWARF or BUSH VARIETIES, FOR SHELLED BEANS

Dwarf Horticultural (Cranberry). Vines very productive, compact, upright, large leaves. Pods of medium length, cylindrical, curved, with splashes of bright red on a yellowish ground. The ripe beans are large, oval, plump, and nearly covered with splashes of bright red. This is one of the best varieties for use shelled green. When in this condition the beans are very large, easily shelled, tender, of good flavor, and are about equal to the Lima in quality, although of quite different form.



GORDINIER'S WHITE STRINGLESS WAX BEANS

The Garden and Farm Almanac

tells you how, when and where to plant and grow to the very best advantage all flowers, vegetables, crops, shrubs, trees and lawns—contains elaborate planting tables for every season of the year—tells how to fight all insect enemies—devotes many pages to all garden and farm building operations—is full of new and attractive ideas and suggestions which make the Almanac something a great deal more than just a collection of facts and data.

The Garden and Farm Almanac

is, in a word, a ready reference guide of every day value, covering the entire field comprehensively and expertly. It will answer every question for you on any subject whatsoever pertaining to the garden and farm.

The Almanac is bigger and better than ever before, containing many new features. The text is made up of over 200 pages fully illustrated. Every subject carefully indexed.

Price 25 Cents net a Copy

IN MAKING UP YOUR SEED ORDER DON'T NEGLECT
TO TRY "GORDINIER'S STRINGLESS WHITE WAX"
BEANS, "TROJAN BLOOD" BEET AND OUR SPECIAL
STRAIN OF "VICK'S GLOBE" RADISH

Remember

All our Beet, Carrot, Parsley and Radish seeds are imported from England, France and Germany. Our Cauliflower and Cabbage we bring from Denmark. We can buy cheaper seeds in this country, but they are not always true to name. ☞ "*Cheap Seeds are Dear at Any Price.*"

POLE or RUNNING BEANS

Pole beans are more sensitive to cold and wet, as well as to droughts and hot winds, than the dwarf varieties, but are of superior quality and productiveness. After settled warm weather set poles, four to eight feet long, slanting slightly toward the north, in rows four feet apart and extending north and south, the poles being three feet apart in the row. Set in this way the vines climb better and the pods are straighter and more easily seen. Around each stake plant five to eight beans two inches deep, and when well started thin to four plants. It is a natural habit of all vines to climb around a pole always in one direction, and they will not do well if an attempt is made to train them to run in the opposite direction. Another plan is to plant in rows thickly enough so that there will be one plant to eight or ten inches. Set posts five feet high firmly at each end of the rows and drive stakes made of 2 x 2 lumber at intervals of about sixteen feet along the rows. Stretch a wire, size No. 10 or 12, between the posts along each row, and fasten it to the tops of the stakes with wire staples; run a lighter wire or twine along the bottom about six inches from the ground, fastening likewise to the posts and stakes. Between these two horizontal wires stretch a wire or twine perpendicularly wherever there is a plant; the vines will run up these until they reach the top wire, when they will care for themselves. Another way is to omit the bottom wire and stick small stakes two to six inches in the soil and fasten to top wire.

Gordinier's Shakers. This most excellent variety has been cultivated for many years by the Shakers, who consider it one of the very best sorts of pole beans. We secured a few quarts some time ago, and, after carefully selecting the best, we are now offering it to our trade. This is positively one of the best medium-early, green-podded pole beans. The pods are dark green in color, produced in great abundance, and measure from five to seven inches in length. They are solidly fleshy, entirely stringless, and of the finest quality. If the pods are gathered as they mature the vines will continue to bear until very late in the season. As a bean for Winter use there is no finer variety than the Gordinier's Shaker. Owing to our limited stock, the seed will be high, but if you grow pole beans you should plant a few of this variety.

Horticultural Pole (Cranberry). Similar in general character to the London Horticultural, but larger in every way. The mammoth pods are striped and splashed with exceedingly brilliant crimson. The Beans when fit for use are of immense size and of the finest quality, delicious flavor and very tender, and when dry are colored and marked in the same way as the pods.

Early Golden Cluster Wax. A well-known, early and very beautiful sort. Vines large, strong-growing, vigorous, hardy; leaflets large, light green, crimped; flowers yellowish white, pods six to eight inches long, borne in abundant clusters, each containing from three to six pods. These are broad, very thick and fleshy, deeply creased along the edge to which beans are attached, and much curved; bright golden yellow.

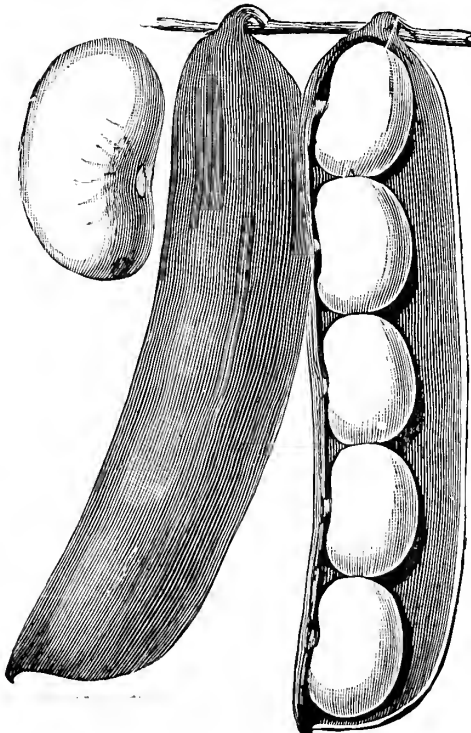
Lazy Wife. The pods, of medium dark green color, are produced in great abundance, and measure from four and a half to six inches in length. The pods are broad and thick, very fleshy and entirely stringless. The pods retain their rich, tender and stringless qualities until nearly ripe, and at all stages are unsurpassed for "snap" sorts, being particularly luscious. Each pod contains from six to eight round, white beans, which make excellent Winter shell beans of good quality, tender and delicious.

Scarlet Runner. In Northern locations where the Summers are cool and short this takes the place of the large Lima Beans. Plants are of strong, quick growth, bearing large sprays of bright scarlet pea-like flowers. These are succeeded by large, dark-green pods, with roughened or file-like skin, containing three and four large, thick beans, which are of fine rich quickly when shelled for use in the green state. When fully ripened the dry beans are of bright scarlet, heavily blotched with purple.


White Runner. Similar to the above except flowers are a pure white.

Golden Carmine Horticultural. This new Pole Bean is strikingly handsome, especially as the golden yellow pods mature and take on brilliant splashes of bright carmine red. Remarkably good in other points also, being early, very productive and of excellent quality. As a wax-podded snap it is tender, brittle, stringless and fine flavored. Later in maturity, in common with other Horticultural Beans, it is unsurpassed when shelled either green or dry. Vine similar to Mammoth Podded Horticultural, leaf a little larger and foliage a bright yellowish-green. The very large pods are six to eight inches long, straight and very broad. A bean of such marked excellence and withal so attractive in shape and color, will certainly come rapidly into general favor.

Kentucky Wonder, or Old Homestead. This splendid variety, introduced in 1885, has since been offered as Seek-No-Further and was introduced in 1891 as a novelty under the name of Old Homestead. Vine vigorous, climbing well and very productive, bearing its pods in large clusters; pods green, very long, often reaching nine or ten inches, nearly round and very crisp when young, becoming very irregular and spongy as the beans ripen. An early, very prolific sort; showy pods which are excellent for snaps.



BUSH LIMA BEANS



EARLY LEVIATHAN POLE LIMA BEANS

POLE LIMA BEANS

Early Jersey. Vines of strong, quick growth, maturing a good crop of pods quite early in the season. Pods are three inches long, usually containing three beans each. The beans are nearly as large as the large Limas, and are equally excellent in quality.

Seibert's Early. The vines are of quick, strong growth, but do not run so rampantly, and begin bearing pods considerably earlier than the regular strains of large Limas. While the pods are only of medium length, they are unusually well filled, containing three and four large, fleshy beans, which are extremely tender and fine in flavor. The pods, being so well filled, are easily shelled, and growing in clusters, are also readily gathered. Planters should always remember that to succeed well with Lima Beans the soil must be made very rich, so as to secure a quick growth and abundant strength to continue in bearing throughout the season.

Challenger Lima. The vines of this splendid sort are very stout, vigorous and productive. The pods are much thicker than those of the other Limas and contain from four to five beans, which are large, thick, white and of the best quality. It is early and continues to produce large clusters of pods until cut off by frost.

King of the Garden Lima. Vines very vigorous and productive. Pods of the largest size, filled with four or five immense white beans of the finest quality. On account of its large pods it is a favorite with market gardeners. It will come into bearing sooner and will make larger pods if not more than two vines are left to grow on a pole.

Early Leviathan Pole Lima. One week earlier than any other pole Lima. Of superior quality, immense size, wonderfully productive. This delicious vegetable is denied to many would-be growers on account of the length of season required to mature it, the early frost coming on just as the crop is ready to pick. This sort is at least one week earlier than any large Pole Lima yet offered and fully two weeks earlier than most, consequently it will prove a boon to thousands of growers. Earliness is often obtained

at the sacrifice of other valuable features, but in this variety we claim superiority, not only in this respect, but in size of bean and pod and enormous productiveness. It is in fact about perfect and of incalculable value.

DWARF LIMA BEANS

Gordinier's Dwarf Large White Lima. A bush form of the true Large Lima. Plants uniformly dwarf, but enormously productive, single plants, under favorable circumstances, yielding from 200 to 350 pods. The pods are as large as those of the Large Lima, and contain from three to five very large, flat beans of the best quality. While not quite as early as the Dwarf Sieva, this is incomparably better in quality, fully equaling in this respect the Large White Lima.

Wonder Bush Lima. Similar to Dwarf Large White Lima, but the pods are larger, borne more in the center of the vine and mature a little earlier. The vine also is less inclined to form an occasional runner. Green beans and the seeds like those of Dwarf Large White Lima.

The "Burpee-Improved" Bush Lima. This is an entirely new creation. The pods are truly enormous in size, borne abundantly and well filled with handsome beans which are both larger and thicker than those of the popular Burpee's Bush Lima. The bush is sturdy in habit and twenty to twenty-four inches high with large leaves. It bears its beans on long spikes in very prolific clusters well out from the plant. There are from four to seven pods in each cluster and often as many as eleven. Each pod contains three, four, or five beans and there are more pods containing five than there are containing three beans; so that there is an improvement of from one to two beans in each pod, and this, taken with the great number of pods borne, makes the yield enormous. In quality this bean ranks with the very best and the beans are of large size. In earliness it comes between Henderson's and Burpee's Bush, and is about a week earlier than the latter variety. This bean is bound to be the greatest, most popular Bush Lima—a continuous bearer.

BEETS

One ounce of seed will plant a row about 50 feet long, and 5 lbs. will plant an acre.

Beets are easily cultivated, and it is only necessary to make repeated sowings in order to be supplied throughout the season with the most desirable vegetable. The frequent plantings are important, for old roots are hard, have a woody fiber and to a great extent, lose their sweet flavor, and for a constant supply of tender, young roots seed must be planted at intervals of three weeks.

Beets grow well in any common garden soil, but they thrive in a loose, finely pulverized, rich soil with considerable sand.

The plants will stand a light frost, and, therefore, the seed may be planted very early, about one inch deep in drills three and a half feet apart. Under favorable conditions a single Beet seed will produce two or more plants, making it very necessary to sow thinly. Shortly after the seed is planted the soil should have a top dressing of nitrate of soda, applied at the rate of five pounds for every one hundred square yards of area under cultivation. If this treatment is repeated at the time the young plants are thinned out, the quality of the beets will be greatly improved by the rapid growth induced by the nitrate.

When growth has fairly started the plants should be thinned out until they stand from four to six inches apart. The young plants that are removed can be prepared for table; they make excellent "greens" when boiled like spinach.

The smoothest and most tender Beets are produced by rapid, vigorous growth, and the plants should, therefore, be thoroughly cultivated, for weeds and a baked soil will check the growth of the plants.

At the approach of severe cold weather the surplus stock of Beets can be gathered and stored in a cool cellar, where they will remain in good condition for a considerable length of time.

The earliness of the crop will be greatly hastened by the use of nitrate of soda. In experiments conducted by the United States Department of Agriculture, for every dollar invested in nitrate of soda nearly three dollars was returned in the increased value of the crop. The nitrate of soda should be applied in three equal dressings, at the rate of 600 pounds per acre.

Beets for Table Use

Edmand's Turnip. This is a choice selected market-gardeners' strain. It is of very early maturity, of fine turnip shape, uniform in size, with small foliage, the leaves being short and of a rich bronze-red. Skin is a deep blood-red; flesh richly colored, and of sweet flavor.

Early Eclipse. Tops small, dark purplish-green, shading to lighter color on outside of leaves. Roots nearly globular, with a small tap root and very small collar. Flesh dark red, zoned with a lighter shade, very sweet, crisp and tender, especially when young.

"Witham Fireball." A new and quite distinct extra early turnip-rooted variety of the finest table qualities. The flesh is solid, crisp and sweet, and of a brilliant fiery red color, something like the color of Eclipse, but much more intense. It is of a perfectly globular form with smooth skin, a tiny tap root and very slender leaf stalks. It is therefore especially adapted for early frame work, but it can be sown with equal success in the open ground. While it is as early as the earliest strains of the inferior flat Egyptian, it conserves its good qualities for a very much longer time.

Lentz. Nearly as early as Egyptian, but larger and of better quality. Dark red color, tender and sweet. Very small top.



WITHAM FIREBALL BEET

Beets—Continued

Crosby's Egyptian Turnip. Best for forcing. Quick grower. Better ordinary Egyptian and Eclipse in shape. Deep blood color, smooth skin, small top and tap-root.

Gordinier's Crimson Globe Beet. A grand second early and main crop variety. It is just the beet you want for the table. Beautiful form, rich red flesh, exceedingly tender, deliciously sweet. The root is of medium size, generally about three inches in diameter, very handsome in shape, being a little deeper than round, with a remarkably smooth surface. It has a very small tap-root. The very dark leaves are small and borne on slender stems which occupy but a small portion of the root, but it is the exquisite tenderness of the flesh and the complete absence of any stringy or woody character that so thoroughly distinguish this beet. Interior color is very deep crimson throughout, ringed or zoned in a most beautiful manner.

Extra Early Egyptian Blood Turnip. The best variety for forcing and excellent for first early crop out-of-doors, being very early, with small top. Leaf stem and veins dark red, leaf dark green, dotted with red; root very dark red, rounded on top, but flat beneath, with very small tap root; flesh dark red, zoned with lighter shade; hard, crisp and tender when young.

Bastian's Early Blood Turnip. Top small; stem purplish-pink; leaf bright green; root with medium-sized tap, turnip-shaped, bright red. Flesh light purplish-pink, zoned with white; crisp, tender, sweet, good quality.

Early Blood Turnip. A second-early variety, of good quality; blood-red, tender, and good for late keeping.

Half-Long Blood. This is an entirely distinct variety and by far the best for Winter use. The deep red roots are very symmetrical, two or three times as long as thick, and always smooth and handsome. The flesh is rich, dark red, very sweet, crisp and tender, retaining its good quality longer than others. A most valuable variety for Winter and Spring use.

Early Model Beet. This is indeed a model variety, and will be highly appreciated both for forcing and growing outside. It is a fine selection of blood-red beet, extremely smooth and of symmetrical growth, fine rich color and desirable shape. It makes a rapid growth and matures very early. The shape is nearly round and color of flesh a rich blood-red. In quality it is most excellent, being sweet, tender and free from coarseness. The tops are quite small, making it a fine variety for forcing in hot bed. It retains all the good qualities either when grown under glass or in the open garden.

Dewing's Early Blood Turnip. First-class table Beet; week earlier than Early Blood Turnip. Skin smooth; flesh bright red, fine grained. Top small.

Early Flat Bassano. Very early, medium sized. Flesh white and rose, excellent quality. Top rather large; tap-root small.

Gordinier's Trojan Blood. One of the finest late Beets in cultivation, and, in offering it to our trade, we are confident that it meets the demand for a first-class table Beet.

The tops are small, permitting close planting, and the root is almost a globe shape and perfectly smooth; flesh bright red, zoned with pink, very tender and sweet; tap-root small. We feel confident that our gardeners especially will find this a profitable addition to their lines.

Detroit Dark Red. The uniformity of size, shape, and fine appearance, puts this variety at once among the leaders of this most desirable of all vegetables. Tops small and upright, admitting of close planting. Roots medium in size, globular or oval, and very smooth; skin a dark blood-red; flesh deep bright red, zoned with a lighter shade, fine-grained, crisp, tender and sweet, remaining so long after many sorts become woody. This is certainly a market gardener's Beet.

Swiss Chard. Sometimes called "Cut-and-Come-Again Spinach." If there is room for only a few vegetables in your garden be sure to plant this. In limited space it produces more food for the table than any other vegetable. It is used for greens the same as Spinach or Beet tops, and is the equal in quality and easier to prepare than Spinach and far superior to Beets. Sow early in the Spring in rows 16 inches apart and thin out to 6 inches apart in the rows. It can be used all Summer when Spinach is not available. Later the leaves grow very large with broad, flat, beautiful white stems and midribs; may be cooked like asparagus or made into attractive pickles.

New Swiss Chard, or Gordinier's Lucullus Spinach Beet. The plants grow to a height of two to two and one-half feet. The stalks are as thick and broad as those of Rhubarb, being one and one-half inches broad, heavily ribbed and from ten to twelve inches long below the leaf. These stalks are delicious when cooked and served in the same manner



GORDINIER'S CRIMSON GLOBE BEET

as Asparagus. In the old type of Swiss Chard the leaf portion is smooth, broad and rounded at the upper end; in the new Lucullus the leaves are larger and sharply pointed at the top, while the texture is heavily crumpled or "savoyed," more crisply tender and of finer flavor. The leafy portion of the foliage is cooked and served in the same manner as Spinach. The leaves and stalks served as separate vegetables afford two distinct dishes from the same plants at one time.

MANGEL-WURZEL BEETS

These are being grown more largely each season, and provide fresh, green food for dairy stock and the fattening of animals during Winter months. They make not only a most valuable increase to the dry rations of animals during the Winter months, but also help to promote their health while stabled. Mangels grow to a larger size and will produce a greater bulk of roots per acre than Sugar Beets, but the latter are richer in quality and of superior feeding value.

Golden Tankard. Best Yellow Mangel in cultivation; contains more sugar and nutrition than the red-skinned sort. Nearly cylindrical in shape. Grows well above ground, making it easy to harvest, and is one of the most desirable varieties.

Norbiton Giant Long Red. Produces enormous roots, partly above ground; heavy cropper, frequently producing forty tons to the acre.

Large Red Globe. Same characteristics as the Yellow Globe, the only difference being in color.

Champion Yellow Globe. Orange-yellow; root of large size and fine nutritive qualities; good yielder, and keeps well.



GORDINIER'S TROJAN BLOOD BEET



MAMMOTH LONG RED BEET


SUGAR BEETS

Sugar Beets are desirable not only for the manufacture of sugar, but are invaluable for stock feeding and table use. They are deservedly popular both on the farm and in the small garden. No one who raises Beets of any kind should fail to plant at least a trial bed. Our list comprises the best strains on the market.

Gordinier's Giant Feeding Sugar Beet, or Half Sugar Mangel (For Feeding). The investigations of scientific men and the experience of practical stock feeders have established that a ration of some appetizing green food is of such great importance as to be practically essential to the profitable Winter feeding of stock. In the Northern States a supply of such food can only be obtained from some root crops. Of these Mangel Wurzel is popular because of the immense yield, but is not fully satisfactory because of the low nutritive value. By the same system of careful selection and breeding which has accomplished so much with the Sugar Beet, there has been established in the Giant Feeding Sugar a strain of Beets which, while giving nearly as large a yield of easily grown and harvested roots as a crop of Mangels, supplies a food of very much higher nutritive value, the roots for feeding purposes being really more valuable, pound for pound, than those of the very best strains of Sugar

Beet, and the yield under equally favorable conditions being more than double. The roots grow partly out of the ground and because of this and their shape the crop can be harvested and stored at less expense than any other root crop. We are certain that every one who plants this variety and grows it with care will be much pleased with the crop. Every farmer should try it.

Vilmorin's Improved. In general the most desirable Beet for the sugar factory is the one containing the largest percentage of sugar. In this variety we have one of the richest sorts in cultivation, and, moreover, it will do better on new lands than any other variety, suffer less from an excess of nitrogen, and will keep the best. In size it is medium or a little below, yielding from ten to sixteen tons per acre, and containing, under favorable conditions, as high as eighteen per cent. of sugar. The Beet grows below the surface. The green leaves are smooth-edged and spreading.



WHITE CAPE BROCCOLI

BROCCOLI

One ounce of seed will produce 1,000 plants, and $\frac{1}{4}$ lb. will plant an acre.

The improved sorts of Broccoli bear so close a resemblance to the Cauliflower that they can scarcely be distinguished from each other. Broccoli is not so delicate in flavor as the Cauliflower, but is more hardy and taller in growth. It is usually grown for Fall use, and requires for its perfect development a moist, cool atmosphere and a deep, well-drained soil.

The seed should be planted early, in shallow drills one foot apart, and when the plants are about three inches high they should be carefully transplanted to stand fourteen inches apart in rows that are two feet from row to row. After growth commences and they have been transplanted, they should be thoroughly cultivated and at each hoeing fresh earth should be drawn around the plants.

White Cape. Very hardy, close, firm heads; sure header.
Purple Cape. Resembles the preceding except in color.

BRUSSELS SPROUTS

One ounce of seed will produce 1,000 plants, and $\frac{1}{4}$ lb. will plant an acre.


This vegetable is a species of the Cabbage, and its edible parts are the miniature heads which are produced in great profusion along the main stalk.

The seed may be sown early in hotbeds, or later in the open ground, when the weather permits. When the plants are about three inches high they should be transplanted about twenty inches apart in rows two feet apart, and, during the Summer, they must be cultivated the same as Cabbages. When the heads are well started the lower leaves of the main stalk may be stripped from the plant, in order to admit light and air to the head.

The early heads will be ready for the table early in September, and the late ones for Winter use should be harvested before cold weather and stored the same as Cabbages. Light freezing will not hurt the plant, and it frequently is left standing until well into the Winter; indeed, it survives the Winter without much protection. They require rich earth, and must make a rapid growth to attain their best in flavor and texture. It is a vegetable seldom seen except in the markets, but it is much prized by investigating natures who have a liking for Cabbage.

Improved Half-Dwarf, or Paris Market. The most productive and hardiest variety, bearing handsome, solid sprouts, like miniature Cabbage heads and of the best quality.

Gordinier's Danish. The plants are of strong robust growth, about two feet high. The stalks are large, thick and close-jointed, so that the sprouts set quite thickly on the stalk. A most distinct feature of my Danish Brussels Sprouts is that the sprouts develop for nearly entire height of the stalk at about the same time; consequently, a very large crop can be gathered just when the market is ready for them. Even the sprouts formed at the base of the stalk are uniformly closely headed or tightly folded, they are quite as fine and solid as those which form higher up on the stalk. The entire setting is so regular in size that the sprouts require almost no trimming to prepare for market. I recommend an early planting in a rich soil.



GORDINIER'S DANISH BRUSSELS SPROUTS

CABBAGE

One ounce of seed will produce 1,000 plants, and $\frac{1}{4}$ lb. will produce plants sufficient for an acre.

There are three distinct varieties—red, smooth and wrinkled. The smooth are those usually grown, being larger and heavier than the wrinkled variety, although this last (Savoy) is extremely delicate in flavor. They are gross feeders, need plenty of manure, and a little chicken-house refuse will suit them. Transplant them on a cloudy day, if possible, but if fortune does not favor wait until toward evening, and shade the plantlets the next day, without fail, after which they will be pretty well able to take care of themselves.

Their enemies are cabbage-worm, loopers, flea-beetle, black-rot and club-root. Arsenical poison should be used for the first two. Spray either with Bordeaux Mixture and Paris Green, or with Paris Green and flour, sprinkled dry, or with the resin and lime mixture. The last is by far the best. Club-root must be starved out of the soil, therefore you should not attempt to grow Cabbage or Cauliflower for two years or more if this disease develops in your garden, the only remedy being the evil-smelling carbon bisulphide. Black-rot starts on the outer leaves, turning them yellow, and eats its way into the heart of the plant. Destroy the leaves by fire as soon as you discover that they have been attacked. If the rot has reached the stem it is wiser to destroy the whole plant. Should this unpleasantness develop among your Cabbages examine them carefully before storing for Winter.

The Cabbage is a gross feeder, and to insure the best results heavy, rich, moist loam should be provided and the plants should be cultivated during growth. Cabbages should not be grown in soil that has produced a root crop the previous year, as such a soil has a tendency to produce club-footed stock. New land is, therefore, the best, and it should be plowed deeply and manured heavily.

For the earliest supply the seed should be sown in September and the plants Wintered in cold frames and set out early in the Spring.

For the Fall, or main, crop, the seed should be sown very thinly in the seed-bed and the young plants transplanted to their permanent place as soon as all danger from frost is passed. These plants should be set from eighteen to twenty-four inches apart in rows that are from three to four feet from row to row.

Cabbages should be hoed every week, and the ground stirred as they advance in growth, drawing up a little earth to the plants each time until they begin to head, when they should be thoroughly cultivated and left to mature. Loosening the roots will sometimes retard the bursting of full grown heads. The head is ripe for culinary uses when it is large and firm. Soft heads, that have the leaves folded so loosely that they yield when you press them, may be used for the Winter's supply, as they will harden in storage. This hardening is really an expansive growth of the inner leaves to fill up the space. Cabbages stand pretty cold weather, so you need not think about storing them until Election Day comes. Then, if you wish to keep them only a short while, say until Christmas, they may be taken out of the ground, placed all in a clump, with the roots to the center and covered with hay, straw or litter. If you wish to keep them longer, or to be more sure of their safety, dig a trench one foot deep, cut off the loose outside leaves of the Cabbage, put them in the trench, heads down and close together, cover them over with earth, and, as the weather grows colder, pile on salt hay, straw or litter.



GORDINIER'S EARLY JERSEY WAKEFIELD CABBAGE

EARLIEST OBLONG-HEADED VARIETIES

Early Jersey Wakefield. This is the earliest and hardest heading of early Cabbages. Most gardeners depend upon it for the bulk of their extra-early crop.



CHARLESTON LARGE WAKEFIELD

Our stock is grown and selected with the greatest care and there is none better and there are few as good. Heads conical, very compact, solid and of excellent quality. The thick, stout leaves and compact habit make it the best for Wintering over and very early setting.

Charleston, or Large Wakefield. A strain of Wakefield in which the plant is larger, and a little later, the head larger, and not so point-

ed. On account of the fine, solid heads of this variety it is deservedly very popular with market-gardeners and shippers to follow the Jersey Wakefield, which is only a few days earlier than this splendid variety.

Extra Early Express. An extra early sort, in which the plants are compact, with round, thick leaves, and form an oval head which is astonishingly large for the size of the plants. The heads are comparatively thicker and less pointed than those of the Jersey Wakefield, and it is only slightly later than that sort.

Early Winnigstadt. One of the best for general use, being very hardy and sure to head, forming a hard head when most sorts fail. Those who have failed with other kinds can hope to succeed with this. It seems to suffer less from the Cabbage worm than any other sort. Plant very compact, with short, thick leaves. Heads regular, conical, very hard, and keep well both Summer and Winter. It is the hardest, not only as regards frost, but will suffer less from excessive wet, drought, insects or disease, than any other second-early sort, and will give a fair crop of heads when others fail.

EARLY AND SECOND-EARLY FLAT-HEADED VARIETIES

Gordinier's Early Summer. A very early, large-heading Cabbage; plants strong-growing, with large, spreading outer-leaves. Heads large, flat or slightly conical and keep longer without bursting than most of the early sorts. Valuable for both family and market. This may be called an improvement on the Newark Flat Dutch, which it has superseded.

Fottler's Brunswick. In its improved type, this is a very fine Summer or early Fall variety. The plants are of dwarf, compact growth, the solid, flat heads resting on the soil, while the few outer leaves grow closely about the heads. The foliage is a light bluish green in color. The heads are very flat, quite thick through, uniformly "hard and solid," and considerably earlier than the ordinary Flat Dutch strains. Good both for intermediate and Winter use.

All-Head. A variety in which the plants are more compact, the leaf smoother and thicker and the heads rounder than the Early Summer. Certainly a good variety, which promises to become very popular.

Gordinier's Early Spring. The earliest flat-headed variety. A wonderfully compact plant, with few outer leaves, so that a great number of fine, solid heads can be produced on an acre. Although it does not come to full maturity as early as Jersey Wakefield, it becomes solid enough for use about as early, and is by far the best early sort for markets that demand a large, flat Cabbage. The plant is vigorous, with short stem. The leaves are large, broad, and of peculiar light green color. The head is oval, and very large for the size of the plant, nearly equaling those of the later kinds.

First Early, or "Eureka." A flat or round-headed Cabbage of the hardy Wakefield type, excellent for Fall planting in the South or to Winter over in cold-frames for the earliest crop in the North. It is larger and about a week later than Early Baseball planted at the same time. It is slightly earlier than All-Head Early, but the heads are not so large nor will they stand so long after heading.

All Seasons. This is the sort generally grown on Long Island for the New York market. Heads very large, round, often nearly spherical, but usually somewhat flattened; very solid and of the best quality, keeping as well as the Winter sorts. Plants very vigorous and sure-heading; leaves large, smooth, with dense bloom. Remarkable for its ability to stand the hot sun and dry weather. One of the very best sorts for general cultivation.

Gordinier's True Danish Summer

Ball-Head Cabbage. (Imported Stock.) Everybody acquainted with *Gordinier's True Danish Ball Head Cabbage*, will be interested in this new Summer sort. This new variety is equally as hard as the original type, and its keeping qualities are unsurpassed. It is regarded as a second early sort coming to maturity long in advance of the parent type. Its earliness makes it available for commercial sale all Summer, and proves to be very profitable. It belongs to a class by itself as a Summer-heading strain and should be grown by all farmers and gardeners. Our seed is purchased directly from the grower at Denmark and is positively the true stock.

Improved Flat Brunswick. This is a good variety for market-gardeners' use, produces large heads, weighing 15 to 20 pounds each. The quality is good and it can be grown either as a second-early or late sort; short stems, large solid heads.

Improved Early Summer. It makes large, solid, round, flattened, compact heads of excellent quality. It is particularly true in the color of the plant, which has a peculiar bluish tinge, with veins of the leaf very white and prominent. The greatest fault which can be found with it is the tendency to produce pointed heads; this has never been fully bred out of it, but is not now so bad as formerly.

Succession. A good second-early round-headed sort, heads very evenly, and comes in a few days after the Early Summer. It also grows larger than the latter variety, and is grown largely by both the market-gardener and the amateur.

Newark Early Flat Dutch. One of the finest strains of second-early Cabbage. Large, solid, flat heads.



GORDINIER'S EARLY SUMMER CABBAGE

VARIETIES FOR AUTUMN AND WINTER


Premium Flat Dutch. This is a large, strong-growing variety, requiring a considerable length of season in which to perfect the large, solid flat heads, and should be planted at least two feet apart in rich soil. Very popular where large, solid heads are desired for market.

Hollander. This variety is very hardy, very handsome, very solid; one of the best keepers and of fine quality. The plant is vigorous, rather compact-growing, with a longer stem than most American sorts and exceedingly hardy, not only in resisting cold, but also dry weather; it matures its head a little later than the Flat Dutch. The leaves are large, very thick, bluish green covered with whitish bloom and borne with an upward tendency. The head is round, of less diameter than that of the Flat Dutch, but very solid. The leaves of the head are very thick, white and tender and not only overlap or pass by each other more than those of most sorts, but are so tightly drawn as to form an exceedingly solid head which stands shipment better and arrives at its destination in more attractive shape than those of any other late sort. In quality it is one of the best, being very white, crisp and tender.


Surehead. A compact-growing, general crop Cabbage, having medium-sized to large, thick heads and many outer leaves.

Autumn King. This is an extremely large and solid-heading variety, well suited for Fall and Winter. It is especially desirable for exhibition, giving the best results in cool locations. The plant is of extra strong growth, with an abundance of dark bluish green leaves growing closely about the large, flattened heads. In good soil it will produce heads of enormous size, but, of course, requires a longer season for growth than do the earlier and smaller varieties.

Danish "Round-Head." Danish Round-Head has given such splendid satisfaction to growers for Winter market that we could fill pages with enthusiastic letters from pleased planters. The heads average larger in size than those of the Ball-head, maturing about two weeks earlier and are set on shorter stalks. They are extremely hard and solid, with interior leaves blanched to the purest whiteness; sweet flavor and crisp tender texture. The great weight of the heads has been noted by grow-



GORDINIER'S TRUE BALL HEAD




GORDINIER'S EARLY SPRING

Cabbage, Varieties for Autumn and Winter—Continued

ers. When heads were cut from the stalks to show the distinctly round form, the usual comment was, "hard as a bullet and heavy as lead." The new Danish Round-Head has less outer foliage and is better able to resist blight than Danish Ball-Head, being in most sections quite as vigorous in growth during the hot Summer as the best American types.

Gordinier's Genuine Danish Ball-Head. (Seed grown by the originator in Denmark.) An extremely hardy imported Cabbage, which is growing in popularity in America, having proven itself one of the very best Winter sorts. It is a very sure header, very solid and heavy, an extra good keeper and good seller. It is medium to late, but is generally grown as a late crop. The heads are not extra large, and without many outer leaves, so that it can be grown in close quarters. It has excellent keeping qualities, and comes out of the pit in March or April as fresh as when it was put in. It is the best Cabbage to raise where it is sold per ton or by weight, as its solidity is not equaled by any other Cabbage in the list.



GORDINIER'S IMPROVED AMERICAN
SAVOY CABBAGE

Excelsior Late Flat Dutch. A fine late variety. Heads are large and solid, with few outer leaves, adapting it to close planting.

Bristol's Improved Flat Dutch. A first-class late variety; grows similar to the Newark Early Flat Dutch, but makes larger heads.

Lupton. A grand Cabbage, combining the second early and late sorts. Strong in constitution, perfect in type, with all the fine qualities of early maturing varieties. The stalk is short; color dark green; very large heads in proportion to the plant. Grows uniform, heads good, and is a splendid keeper.

The Volga. The splendid new Cabbage, very true to type, and extremely hardy. This new Russian variety is of the greatest uniformity. In a field of several acres frequently not a single plant shows any variation from a true and valuable type. In some respects it is a vegetable wonder, as the heads are about equal size and shape, weighing from twelve to fifteen pounds each, round as a ball, the largest measuring about 12 inches in diameter, either way. Unlike most varieties, the heads are perfectly solid, and the stem does not run up into the head nearly so far; the flesh is exceedingly firm, tender and white, making it a most desirable form for kraut, as well as all other purposes. In respect to hardness—we have never seen a type which would favorably compare. This type will mature its heads fully two weeks earlier than any of our late-growing kinds. It is predicted that The Volga, within a few years, will lead in all Cabbage growing sections as an early-maturing main crop variety.

Large Late Drumhead. A favorite Winter variety, largely planted by growers who make a specialty of shipping Cabbage, as it stands transportation well. The heads grow to very large size and heavy weight. They are solid, of good quality and texture, and have very few loose leaves, allowing of planting closely in the field.

Mammoth Rock Red. This is the best, largest and surest heading red Cabbage ever introduced, and much better than the stock offered as Red Drumhead. No one should plant the latter as long as our strain of Mammoth Rock Red can be obtained. The plant is large, with numerous spreading leaves. The head is large, round, very solid and of deep red color. Ninety-eight per cent. of the plants will form extra fine heads.

Gordinier's True Danish Dark-Red Winter Round-Head. This grand strain produces round heads of great solidity, deep rich coloring. The plants are of strong, compact growth. The heads are perfectly round of medium size. The leaves composing the head, are of an unusually deep dark-red color, this rich coloring extends to the center of the head, only showing a small portion of white when cutting across the veins and tissue. I feel able to recommend this Cabbage highly, the quality is unsurpassed, and it is the most excellent for pickling. It requires a rich soil, and it must be planted very early.


SAVOY CABBAGES

These are esteemed highly on account of their tenderness and mild flavor. The tissue of the leaves between the veins is much more abundant than in the smooth-leaved sorts, being decidedly crumpled, or blistered, in character—as there is not room for it to lie flatly between the veins. This makes a much larger proportion of tender foliage to the head.

Gordinier's Improved American Savoy. The best of all the Savoy's. The heads are large and solid and the plants are of vigorous growth and very sure-heading.

To the Masters, the Secretaries and the Lecturers of THE GRANGES and THE PATRONS OF HUSBANDRY

WE would like you to know that this is one of the oldest and largest seed stores in this section of the State, and we make a SPECIALTY OF HIGH GRADE, PURE, TESTED, CLOVER, TIMOTHY AND ALL FIELD SEEDS. We issue a special folder on Field Seeds and will be pleased to quote SPECIAL GRANGE PRICES. Remember we sell only by sample, and you can send this sample to the Government for testing. All seeds are tested for purity and germination before we offer them for sale and we know that IT WILL PAY YOU TO GET OUR SAMPLES AND PRICES WHEN YOUR GRANGE IS READY TO BUY. If you want special information regarding any variety of seed, please write to us and we will furnish it. Just remember that Price isn't everything in buying Field Seeds; QUALITY MUST BE CONSIDERED and we want you to look at our samples when you are ready to buy.

FRENCH FORCING
CARROT

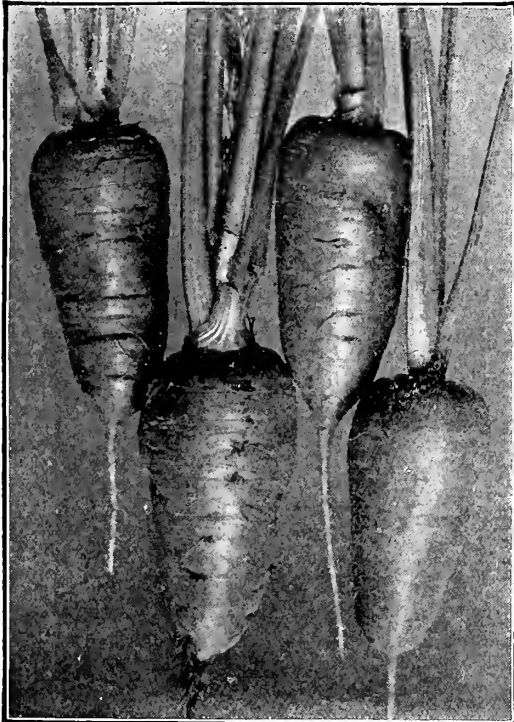
French Forcing Horn. Earliest variety grown. Roots orange, small, of fine texture and mild flavor. Grows two inches in diameter.

Early Scarlet Horn. Stump roots about four inches long, medium size, excellent quality; color orange-scarlet.

Gordinier's Improved Long Orange. An old standard variety. Deep orange color, roots tapering uniformly from the shoulder to the point.

New Chantenay. This variety is a very productive one. It has an extra large shoulder, is easily dug, and is desirable in all respects. It is a stump-rooted sort, very smooth, fine in texture and of a beautiful rich, orange color. For table use it is by many considered to be the best of all, both on account of shape and quality. The flesh, when cooked, is very tender.

Danvers Half-Long Pointed. Valuable sort for gardeners; top small, roots short, medium length, pointed, color rich orange.



DANVERS HALF-LONG CARROTS

roots are half-long, smooth, very heavy at the shoulder, tapering regularly to the point; color light green at the crown, pure white below; flesh rich, white, solid, crisp and of excellent flavor. This variety is a real acquisition as a heavy-yielding, easily-harvested white Carrot, and is the best of this class. Very desirable in all particulars.

Large White Belgian. Grows one-third out of the ground. Root pure white, green above ground, with small top. Flesh rather coarse. The roots on light, rich ground grow to a large size, and are extensively grown for stock-feeding.

CARROT

(For Garden Cultivation)

One ounce of seed will plant a row about 150 feet long and 2 to 4 pounds will plant an acre

The Carrot thrives in a loose, rich soil that has been well manured and deeply worked, and to insure smooth, straight roots the plants must be thoroughly cultivated during their growth.

Plant the seed early in the Spring, in shallow drills, covering it only lightly, as it is very small, and press down the soil.

Carrots are considered best when they are young and tender, full-grown roots being hard and woody, and successive sowings, made at intervals of one month, will be necessary to supply young stock.

When the young plants are well established they should be thinned out to stand three inches apart in the row, but the large late varieties must be thinned out until they stand about six inches apart.

If the plants are to be cultivated with a horse cultivator, the rows must be three feet apart, but if the hoe is to be used in weeding, the rows need only be one foot apart.

Carrot seed is very slow in germinating, and if Radish seed be sown in the same row, they will break the surface of the soil and mark the rows.



EARLY SCARLET HORN CARROTS

Selected Danvers Half-Long Stump-Rooted. Similar to above except in shape of root, which is stump instead of pointed.

Guerande, or Oxheart. A stump-rooted variety, between the Half-long and Horn varieties. Grows from three to four inches in diameter at the shoulder. Excellent quality and a splendid keeper.

Half-Long Scarlet Nantes, Stump-Rooted. Tops small; roots cylindrical, smooth, bright orange; flesh orange, becoming yellow in center, but with no distinct core. Of the finest quality and one of the most symmetrical and handsome of the medium-sized sorts; excellent for the market or home garden.

CARROTS FOR CATTLE FEEDING

The Carrots keep well when stored for Winter use, and form an extremely wholesome addition to the Winter rations for the stock. They are grown most easily in land which has been under cultivation the preceding season, and which has been manured heavily and plowed during the previous Fall, though short, well-rotted manure will give excellent results, turned under in the Spring if the surface is finely prepared before sowing the seed. Seed should be sown thinly in drills three feet apart, early, using four pounds of seed per acre. When well started, hoe carefully and thin out young plants to stand four to six inches apart according to the size attained by the variety. Give thorough cultivation throughout the season, working more deeply as growth advances.

Improved Short White. This variety takes the first rank as a field Carrot. The roots are half-long, smooth, very heavy at the shoulder, but tapering regularly to the point; color light green at the crown, pure white below; flesh rich, white, solid, crisp and of excellent flavor. This variety is a real acquisition as a heavy-yielding, easily-harvested white Carrot, and is the best of this class. Very desirable in all particulars.



GORDINIER'S LONG ORANGE CARROTS

CAULIFLOWER

One ounce of seed will produce 1,500 plants, and one-fourth pound will plant an acre

The Cauliflower is grown with about the same soil, planting and care as is the Cabbage, but the supply of moisture must be more carefully maintained and the land more highly fertilized.

As the plants do not stand very hot weather, the best Cauliflowers are grown as a Fall crop, during cool, moist weather, but excellent results are obtained with plants that are started early enough to ensure their maturity before hot weather sets in. For this early crop only the extra-early varieties should be selected and the seed planted in hot-beds early in February, and the plants transplanted to the open ground as soon as all danger from frost is passed.

When the heads begin to form the only way to discover them is to part the central leaves and reveal the small white flower bud in the center. When the small leaves surrounding this blossom are parted, and the flower is visible without search, the time is ripe to draw up the outside leaves and tie them together at the top. When the proper time has elapsed for the plant to have reached maturity, which is easily seen by the full roundness of the leaf case, the heads are cut off and the leaves surrounding the flower trimmed down to display the white flower clumps. The plant stalks should then be pulled up and burned, for it is not wise to run any risk of harboring insects or diseases.

For the Fall, or main crop, the seed should be planted about June and the young plants transplanted to stand two and one-half feet apart each way.

Gordinier's True Early Snowball. The earliest of all Cauliflowers. Most compact, the surest header, whitest, and best keeper. The only first-class Cauliflower in the market. Our seed is grown in Denmark and we guarantee it to be the true Snowball, and sure to give satisfaction.

Admirably adapted for forcing or Wintering over for early crop, and the most popular sort for these purposes. It is also one of the best sorts for late Summer and Fall crop, and with reasonably favorable conditions every plant will form a large, solid head of fine quality.



GORDINIER'S TRUE EARLY SNOWBALL CAULIFLOWER

The plants are compact, with few narrow, upright leaves and are well suited for close planting. The heads are solid, compact, round, very white and curd-like and are developed earlier than those of any other sort. In our recent comparative trials of samples from the best known growers and prominent seedsmen in Europe and America our stocks of Early Snowball were unsurpassed by any in earliness. They also gave the highest percentage of well-formed heads. We are in position to supply the most critical trade with seed which can be depended upon as the very best.



GORDINIER'S DRY-WEATHER CAULIFLOWER

Dry-Weather Cauliflower. (Also known as **Danish Giant** and **Gilt-Edge**.) This is a fine, large, heavy variety that matures about a week later than our Earliest Cauliflower. It is especially adapted for growing in dry locations where all other sorts fail to do well, as on account of its having very large leaves, which furnish greater protection to the heads, this sort seems especially adapted to heading perfectly in dry or warm weather. But, as with all Cauliflowers, to secure a large crop of the best solid heads, it is essential that the ground be well-enriched and most thoroughly cultivated during the growing season. By planting this variety where other sorts have failed, on account of the dryness of the location, it will be found that a good crop of this delicious vegetable can easily be obtained.

Early Dwarf Erfurt. (Selected.) The Erfurt strains of Cauliflower are most popular with market-gardeners, being of dwarf growth, early and sure-heading habit. The heads are of good size, solid, and blanch finely. While less expensive than our choicest strains, this will be found to give quite good results in localities suited for Cauliflower.

Large Late Algiers. A very strong-growing late variety, with large leaves tapering to a slender point at the end. The foliage is of a bluish cast. In cool locations and rich soil it produces very large, solid, white heads late in the Fall.

Number of Plants to the Acre at given Distances

Dis. apart	No. plants.	Dis. apart	No. plants.	Dis. apart	No. plants.	Dis. apart	No. plants.
12 x 1 In.	522,720	24 x 24 In.	10,890	36 x 36 In.	4,840	60 x 60 In.	1,743
12 x 3 "	174,240	30 x 1 "	209,088	42 x 12 "	12,446	8 x 1 Ft.	5,445
12 x 12 "	43,560	30 x 6 "	34,848	42 x 24 "	6,223	8 x 3 "	1,815
16 x 1 "	392,040	30 x 12 "	17,424	42 x 36 "	4,148	8 x 8 "	680
18 x 1 "	348,480	30 x 16 "	13,068	48 x 12 "	10,890	10 x 1 "	4,356
18 x 3 "	116,160	30 x 20 "	10,454	48 x 18 "	7,790	10 x 6 "	726
18 x 12 "	29,040	30 x 24 "	8,712	48 x 24 "	5,445	10 x 10 "	435
18 x 18 "	19,360	30 x 30 "	6,970	48 x 30 "	4,356	12 x 1 "	3,630
20 x 1 "	313,635	36 x 3 "	58,080	48 x 36 "	3,630	12 x 5 "	736
20 x 20 "	15,681	36 x 12 "	14,520	48 x 48 "	2,723	12 x 12 "	302
24 x 1 "	261,360	36 x 18 "	9,680	60 x 36 "	2,901	16 x 1 "	2,722
24 x 18 "	15,520	36 x 24 "	7,260	60 x 48 "	2,178	16 x 16 "	170

CELERY

One ounce of seed will produce about 3,000 plants

In the culture of Celery a rich, deep, loose soil, thoroughly drained, is recommended. Celery grown on upland is considered to be of better quality, while on moist lowlands it grows better. Celery seed germinates slowly, and for an early crop the seed should be started early, in shallow flats filed with loam, the seeds sown on the surface and a little dirt sifted over them. The soil should be kept moderately moist. When the plants begin to germinate they should be gradually accustomed to the light, and they should be transplanted once or twice in the boxes, hothed or cold frame before being set in the field. When the plants are three or four inches high the tops should be clipped to make the plants stocky. When transplanted to the field the rows may be four to five feet apart and the plants six inches distant in the rows. The plants should be set not deeper than they were in the bed, and the soil firmly pressed about the roots. When the plants are about ten inches tall the Celery wanted for Fall use should be banked up to blanch it. This operation should be repeated as the tops grow. The Celery intended for Winter storing should be earthed sufficiently to induce the stalks to grow upright. Celery will stand several degrees below freezing without serious injury. About the 1st of November the plants should be placed in trenches or in the cellar to blanch for Winter use. If stored, trenches should be dug 8 to 10 inches wide and as deep as the Celery is tall. The earth should be loose at the bottom of the trench. The plants, with the roots on, are taken from the rows and packed closely in the trench, with the tops even with the surface. As cold weather comes on the tops should be covered gradually with some loose material until they are protected from serious freezing. Celery may be placed in the cellar by having boards 8 to 10 inches apart to prevent packing in a compact mass. Soil should be placed about the roots that they may start to grow, as this growth in the trench or cellar blanches the stalk. Earth is not necessary between the stalks.

The period of transplanting cannot be safely delayed after July 15. Banking the Celery when the soil is excessively dry, especially during warm weather, causes the Celery to rot at the heart. To avoid both rust and rot heavy banking should not begin until cold weather in September. The best distance apart for the rows is 4 feet. Under this system alternate rows should be banked and bleached and then removed when the remaining rows are similarly handled. Celery for Winter use, planted in boxes, cellars, or pits, should have the roots pruned back to two inches in length, and the bunches should also receive considerable top pruning, but the outer stalks should not be stripped off. White Plume is the best variety so far for general culture.

Celery is blanched for the purpose of depriving it of its natural green color and of certain bitter properties, thus rendering it more palatable. The principle involved is the exclusion of light. This is usually accomplished by heaping earth against the plants. Boards about a foot wide are used for the same purpose. They are leaned against the plants on either side of the row and held in position by wire hooks, cleats or other means. Drain tiles, stiff wrapping paper, and, in Florida, according to an agricultural journal, moss, is sometimes used for bleaching. Sometimes the plants are set so closely together that they shade and bleach themselves. This is the method employed in the so-called "new celery culture," which is simply the growing of varieties with self-blanching tendencies in rows 8 to 12 inches distant either way and banking or boarding up the outside rows only. This system, of course, necessitates an increase in the amount of fertilizers and water used.

Celery, like Asparagus, requires an abundance of fertilizer. Well-rotted barnyard manure is generally advised. The soil can scarcely be made too rich. While no conclusive results can be drawn from this one set of analyses, it seems probable that nitrogen and potash are the plant foods most required. In an experiment with commercial fertilizers, on flat muck land of half-wild meadow broken up the year of the test and which had never been fertilized, wood ashes gave the best results, although a combination of nitrate of soda, South Carolina rock and sulphate of potash promise well.

All Our Celery Seed Is Grown for Us in France

Taking various points into consideration, experiments plainly show the superiority of French-grown seed over the American-grown. That the difference is not due to the character of the soil or to climatic conditions is apparent from the fact that the Celery stalks from the French seed were entirely different, though they were grown under the same conditions of soil and climate and were given the same kind of care. The difference must have come from the seed. Pithy stalks should never be used for seed, and seed plantations should be carefully watched and rogued whenever a strange plant appears. That much of the European-grown seed is superior to American-grown seed can not be disputed. The superiority is due altogether to their careful selection of seed stock and the subsequent attention paid to the plant to keep it up to the set standard. Cheap seed is dear at any price. This is especially true when the profit of a whole season's work is dependent upon it.

EARLY SELF-BLANCHING CELERY

Golden Yellow Self-Blanching. This is the best Celery for early use. Critical gardeners depend upon our stock of this sort to produce their finest early Celery. Plants of a yellowish-green color, but as they mature the inner stems and leaves turn a beautiful golden-yellow, which adds much to their attractiveness and makes the work of blanching much easier. The handsome color, crispness, tenderness, freedom from stringiness and fine nutty flavor of this variety make it only necessary to be tried in order to establish it as the standard of excellence as an early sort.

New Pink Plume. The stalks of this magnificent new Celery are of a clear, creamy white, shaded with a beautiful delicate pink. In flavor, it is sweeter than any other all-red Celery, having a stronger Celery flavor, and is preferred by Celery lovers wherever known. The foliage is white, like the White Plume, and the plants bleach naturally. It has the long-keeping qualities for which red Celeries are noticeable, and the faint tint of pink makes it wonderfully attractive for table use. It has no tendency to rust, and, owing to its white tops, matures and blanches as early as White Plume.




CELERY IN THE FIELD

Celery—Continued

White Plume. While we are fully aware that this variety has great merit as an early market sort, being as early as any and very attractive when fit for use, yet we do not think that it compares favorably with the Golden Yellow Self-Blanching either in flavor or solidity, or that it will remain in condition for use as long after it is earthed up. Plants light yellowish-green with tips of leaves almost white. As they mature, the inner stems and leaves turn white and require to be earthed up but a short time before they are in condition for use. Where a fine appearing Celery at a minimum amount of labor is the object, this variety will give entire satisfaction. An Improved White Plume with longer stems is being offered, but careful comparison with our stock shows that it is not equal in quality or so desirable as that we offer.

Rose Ribbed Paris. Exceedingly beautiful and of splendid quality. In general character this sort resembles the Golden Yellow Self-Blanching, from which it originated, but the plant is more compact, the stalks a little larger and the upper portions, particularly of the heart stems, are a richer, deeper yellow. The stalks are most beautifully tinted with red at the base. The plant is stout and vigorous and as self-blanching as any variety in cultivation. The leaves are broad, the outer ones dark green, but becoming more yellow toward the center until those of the heart are deep yellow. Though the ribs are prominent the stalks are practically stringless and wonderfully crisp, tender and good flavored. They are large and thick. In color they are a very rich and wax-like yellow tinted with pink at the base, which deepens into a carmine line along the ribs. We have carefully tested this sort and we believe it to be one of the most valuable kinds in cultivation both for the home garden and those markets which demand vegetables of high quality. No Celery grower or market-gardener should fail to grow it extensively, as its remarkable beauty alone will give it ready sale wherever offered.



WHITE PLUME CELERY

LONG-KEEPING WINTER VARIETIES

Giant White Solid. Stiff-growing, often reaching a height of three feet. Blanches in good shape; quality excellent.

Boston Market. Robust grower. Leaves dark green, and the stalks when blanched are nearly white. A favorite with gardeners. Quality very fine.

Giant Golden Heart. Produced by selection from the Dwarf Golden Heart. Quality, appearance and size are unsurpassed. One of the best late varieties for market-gardeners. Very hardy.

Kalamazoo, or Solid Ivory. The fine Celery sent out under the name Kalamazoo has enjoyed a wide and extended popularity, and has proved to be one of the most solid, compact, strong-growing and easily blanched market varieties. We are selling it as a thoroughly reliable sort, both for family and market use; keeps well through the Winter.

New Giant Pascal. A green-leaved variety developed from the Golden Yellow Large Solid; excellent sort for Fall and Winter use. Blanches quickly to beautiful yellowish-white; solid, crisp and of a fine nutty flavor. Stalks grow broad and thick, a single plant making a large bunch. With rich soil and high culture, this variety will be wholly satisfactory. Especially recommended for the South, where it is prized more than almost any other kind.

Perfection Heartwell. A large, solid, strong-growing variety of creamy-white color and excellent flavor. An excellent market sort for Winter use, stalks clear and heart golden yellow. Fine keeper.

French's Success. Keeps the best of any Celery yet introduced. Growth compact and short in stem so that plants may be well earthed up for blanching while growing close together. Foliage dark green; heart large, solid and formed early; stalks white, thick, yet brittle and without stringiness, and of good quality. It requires more time to mature than some sorts, but remains firm, solid and in perfect condition until late in Spring. We recommend it as the best variety for the late market.

Evans' Triumph. This is one of the best late sorts. The variety produces a very strong and vigorous plant with large, very white, crisp, tender and fine flavored stalks. It is late and requires the whole season to develop, but will keep well for a very long time and has proven to be one of the most popular late varieties. When it is properly grown a dozen plants trimmed for market will weigh nearly twice as much as the same number of some smaller and earlier sorts.

Soup, or Cutting Celery. This variety is not suitable for blanching, but is adapted to sowing thick in rows and cutting when three or four inches high, to use for soup flavoring. Tops grow very large and rapidly and if cut repeatedly a succession will be furnished all season.



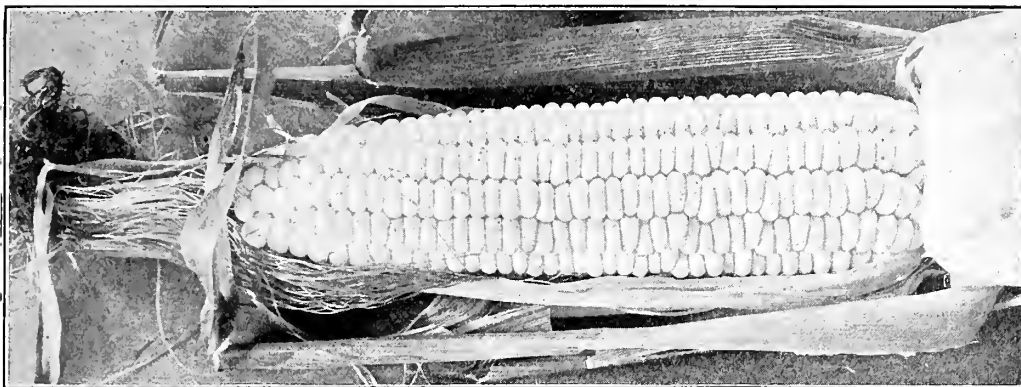
GIANT PRAGUE CELERIAC

CELERIAC OR TURNIP-ROOTED CELERY

Sow the seed at the same season and give the same treatment as common Celery. Transplant the young plants to moist, rich soil, in rows two feet apart and six inches apart in the row. Give thorough culture. As the roots are the edible portion of this vegetable, it is not necessary to earth up or "handle" it. After the roots have attained a diameter of two inches or over, they will be fit for use. To keep through Winter, pack in damp earth or sand and put in the cellar or leave out of doors, covering with earth and straw, like Beets or Carrots.

Turnip-Rooted. Root of this Celery is turnip-shaped, tender, sweet taste, rather strong flavor. Used principally for seasoning.

Wibolts Celeriac, Giant Prague. Celeriac is quite a desirable though little known vegetable; instead of producing long leaf stalks like the ordinary varieties it has a bulbous or turnip-like root which has the true celery flavor and is greatly liked by all who have tried it. Our Giant Prague variety is the largest, smoothest and best sort. Very easily grown and we advise you to try it. Excellent for salads and flavoring.



GORDINIER'S TROY MARKET CORN

SWEET CORN

One quart of seed will plant 200 hills, and 8 to 10 quarts will plant an acre

By a judicious selection of varieties it is possible to have a constant supply of Sweet Corn from early Summer to late in the Fall.

A rich, warm soil is best, but excellent Sweet Corn may be raised on any good garden soil that has been deeply worked and thoroughly fertilized.

The seed should not be planted until the weather has become settled and warm, as Corn will not germinate, but rot, in cold, wet soil.

Corn may be planted either in drills or in hills. Drills should be from two and one-half to four feet apart and the stalks thinned out until they stand from 10 to 18 inches apart in the row. Planted in this way a greater yield from a given surface of ground may be obtained. If hills are used they should be three feet apart and five or six kernels planted in each hill, the seed being covered to a depth of three inches.

To insure plenty of moisture and to kill weeds, hoe the Corn frequently and draw up the soil to the stalks. Successive plantings should be made at intervals of two weeks.

EARLY VARIETIES

Extra-Early Red Cob Cory. The earliest of all Sweet Corns. Very dwarf in growth, producing two ears to the stalk. Cob red, kernels of a reddish tint. Eight-rowed.

Extra-Early Premo. The superior new Sweet Corn. A pure Sweet Corn, earlier than Extra-Early Adams. A decidedly meritorious variety. A "sixty-day" Sweet Corn that combines all the merits of the leading early varieties, and is also really superior to all of them in size, quality, and yield. Premo can be planted fully as early as the Adams, for the young plants withstand slight frosts, while the other varieties are tender and the seed of them will rot if planted before the soil becomes warm. The stalks grow about five feet high and are very vigorous, generally bearing two well-developed ears to the stalk. Many favorable testimonials have been received regarding this corn, and from our own tests (having grown it largely for several seasons), we do not hesitate to recommend it to our friends.

Extra-Early White Cob Cory. A little later than the ordinary Cory, but of better quality. Ears a trifle longer. Eight-rowed. Kernels and cob white.

Crosby's Early. Second early; stalks short; ears grow rather low. Ears medium length, fourteen-rowed. Kernels medium-sized, white and sweet. Cob small, white.

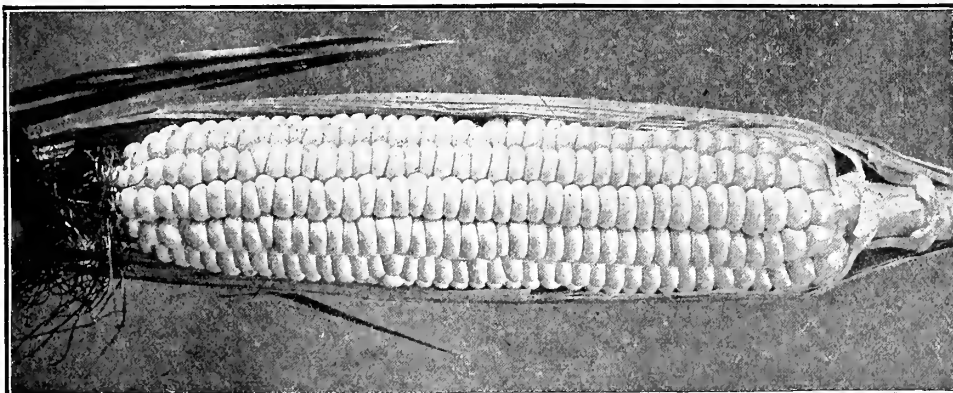
Mammoth White Cory. The largest and best extra-early Sweet Corn. The stalks are no larger than those of the Cory and mature their ears fully as early, but the ears are twelve, instead of eight-rowed, very much larger and quite free from the open space between the rows, which is such an objectionable feature of the old Cory. The grain is very white, the quality is good and the size and beauty of the ears give this variety ready sale even if the market is glutted with other sorts.

Shaker's Early. Ripens with early Minnesota, but has longer ears which are twelve-rowed. Stalk medium height, two or three ears on a stalk. Kernels large, white, tender and of fine flavor. Cob white.


Early Sweet Corn, Gordinier's "Golden Bantam." Earliest and best of all extreme-earlies; most surpassingly delicious in flavor! Golden

Bantam is the hardiest Sweet Corn for the cool Northern States. It is also the best variety to plant late in the Summer for late Fall use. **It is the richest in flavor of all!** Golden Bantam is not only extra early but also extra hardy. Although the grain in the young tender state is sweet and rich beyond comparison, the dry seed is quite solid, permitting of the earliest planting. Plantings can be made a week or ten days earlier than with the shriveled seed of regular types. Even if planted at the same time, Golden Bantam is as early as the Cory and vastly finer in flavor. This is a very distinct variety, is highly esteemed for earliness and excellent quality. The plants are quite hardy in growth, with stalks about four feet in height, furnished with two ears to a stalk. The ears are from five to six inches long, slender in form, with eight rows of broad creamy-yellow grains, very rich in flavor. It is tender and juicy if gathered at the proper stage. Many gardeners esteem this variety so highly that they use it for their entire Summer supply by making repeated plantings for succession at intervals of one week.

Peep O' Day. Ten days to two weeks earlier than any other sort and one of the sweetest of all extra early Sweet Corns. The two points of this remarkable Corn are its extraordinary earliness and unparalleled sweetness, surpassing in these particulars any other known variety, early



GORDINIER'S GOLDEN BANTAM CORN




GORDINIER'S TRUE STOWELL'S EVERGREEN CORN

Sweet Corn, Early Varieties—Continued

or late, so that with this Corn the usual practice of planting several varieties in succession is unnecessary, as you can now plant Peep O' Day exclusively, arranging the plantings a week or two apart, so as to have this delicious Corn throughout the entire season. It is also wonderfully productive. The early varieties of Sweet Corn do not, as a rule, yield as heavily as the later sorts; but owing to the fact that the stalks bear from two to five ears each, and that they are very dwarf, which admits of their being planted close together, it not only gives an early yield, but it gives one of great productiveness as well, sometimes doubling the yield per acre of other early sorts. The stalks of Peep O' Day Corn grow from 3½ to 4½ feet high and bear from two to five ears each. The foliage is light green and being small stalks will stand very close planting; if planted in a hill six or seven kernels in a hill, thinning out later so as to leave four plants to a hill; if in rows and not in hills drop the seed from six to eight inches apart. If planted early cover about one inch deep; seed planted later should be put in deeper, according to the amount of moisture in the soil. Have the rows just far enough apart to admit of cultivation.

Metropolitan. A very distinct early variety. The stalk grows to about five and one-half feet in height. The leaves are numerous, very narrow and dark green in color. The ears are set low, not over one and a half feet from the ground and growing two or three to each plant; they run from seven to nine inches long, having ten to twelve rows, and fill to the top. It is not only sweet, but very rich and tender. For earliness this variety ranks next to Cory.



COUNTRY GENTLEMAN CORN

Gordinier's Troy Market Corn. This variety is now extensively grown by many market-gardeners in this section of the country. It is as early as the Cory and produces fine large ears. We have the true stock of this valuable Corn, it having been carefully grown for us under our own supervision.

GENERAL CROP AND LATE VARIETIES OF CORN

Potter's Excelsior. The richest flavored and sweetest of all the medium early varieties. Large twelve-rowed ears with deep kernels. Ripens fairly early. One of the finest Sugar Corns for the table.

Early Minnesota. Medium early, excellent quality, rather dwarf habit. Ears uniform, fair size, twelve-rowed. Cob medium, white. Kernels good-sized, white and tender.

Early Pee and Kay. Second-early. Stalks of fair height. Ears large, twelve-rowed. Kernels large, plump and juicy. Cob white.

Black Mexican. Second-early. Stalks medium height. Ears fair size, ten-rowed. Cob white. Kernels bluish black. One of the sweetest and finest-flavored varieties grown.

Gordinier's True Stowell's Evergreen. Late. Stalks grow very tall, bearing from two to three ears, which grow to an enormous size. Cob medium-sized, white. Kernels large, white, juicy and sweet. Sixteen-rowed.

Early Evergreen. The finest type of Evergreen Sweet Corn grown. Early Evergreen is from ten days to two weeks earlier than the Stowell's, grows about the same height and produces a large ear, fourteen to sixteen-rowed, with very deep kernels and small cob, while its sweetness is unsurpassed.

Improved Hickox. Second-early. About ten days earlier than Stowell's Evergreen. Stalks large and stocky. Ears very large, twelve-rowed. Cob small and white. Kernels large, white, sweet, juicy, and of delicious flavor. Very heavy yielder.

General Crop and Late Varieties of Corn—Continued

New White Evergreen. This is a high-bred pure-white type of the ever popular Stowell's Evergreen. From one pure white-grained ear, accidentally discovered some years ago, it has been developed by careful selection. Stalks very vigorous, 6 to 7 feet high. The ears are uniformly very large, and well-filled to the tip with long slender kernels. Market-gardeners, canners, and all lovers of sugar corn have been long wishing for a white sweet corn as good as Stowell's Evergreen. They can now have it—sweet and tender. When in the green state both cob and kernel are white as snow.


Mammoth. Late. Stalks large. Ears larger than the Evergreen, sixteen-rowed. Kernels very large and fine-flavored. Cob rather large.

Champion. Early and of fine quality. Stalks medium height. Ears two to three on a stalk; very large, often twelve inches long, twelve-rowed. Cob medium-sized, white. Kernels large, pure white, sweet and full of milk.

Country Gentleman. Sweetest and most tender of all Sweet Corns. Very productive. Stalk medium height, averaging from three to five ears, nine to twelve inches long. Cob small, white. Kernels deep, pure white, sweet, tender and juicy. Shoe-peg variety.

Egyptian, or Washington Market. A large-eared, very late variety, ready for use about ten days later than Stowell's Evergreen. The stalks are of strong growth, with two ears growing well up on the stalk. The ears measure ten to twelve inches long by two inches in diameter, and contain twelve rows of large, handsome grains. Very fine, sweet flavor.

Kendel's Early Giant Sweet Corn. Kendel's Early Giant Sweet Corn has always been a variety of sterling merit. The ears are large, measuring eight to nine inches long, thick through, with ten or more rows of plump and purest-white kernels, that are of the most deliciously sweet and rich sugary flavor. Very early for so large-eared sort; in fact,



NEW WHITE EVERGREEN CORN

it is several days earlier than Crosby's Early, which gives it the distinction of being an early, and at the same time, a large-eared variety. Gardeners report this Sweet Corn ready to use in sixty days when grown on sandy soil, and in seventy-two days on heavy ground.

CORN SALAD

One ounce of seed will plant a row 150 feet long, and 6 pounds of seed will plant an acre

This is an extremely hardy, quick-growing plant, the leaves of which furnish an excellent substitute for Lettuce during Winter. As the plants grow freely only in cool weather, the seed should not be sown until late in August or in early September and further plantings for succession may be made in October. Sow thinly in drills ten to twelve inches apart to admit of hoeing before the ground freezes. It is quite hardy, but when wanted for use during Winter it is best to protect the plants with a light mulch after the ground freezes.

Large, Round-Leaved, Large-Seeded. This is the finest variety, producing crisp leaves of a golden yellow; delicate flavor. It is largely used also as a garnish for meat dishes.

CRESS

Extensively used as a small salad; the leaves while young



FINE CURLED, OR PEPPER GRASS

Fine Curled, or Pepper Grass. This plant is quite hardy and of quick growth. Seed should be sown thickly in drills early in the Spring. The small leaves are feathery in appearance, somewhat resembling Parsley. When thickly sown the growth is dwarf and compact, and the leaves may be gathered easily by cutting along the row. Sowings should be made a week apart during Spring for succession, and again in early Fall.

Water Cress. This native plant is esteemed as a salad during Winter, Spring, and Fall; also used as a garnish for meat dishes. It can be readily established in any shallow pond or stream. Sow seed early while the soil is still cool. When well started, it can be transplanted to the streams where you wish to grow it; or it will grow in a moist, shaded portion of the garden, though it will be more pungent if grown in streams.

have a warm, pungent taste. Sow rather thick in shallow drills, and at short intervals during the season. The seed should be sown and lightly covered in gravelly, mucky lands, along the borders of small rapid streams. The plants will need no subsequent culture, as under favorable conditions they increase very rapidly by self-sown seed and extension of the roots. The shoots should be cut, not broken off, for market. In Summer it is best to cut them closely, the oftener the better.

IF YOU HAVE A FARM OR KEEP POULTRY

You should have our **Implement and Poultry Supply Catalogues.** This is the largest store of its kind in this section of the country. It is a **country store** on a big scale. We are located on Franklin Square, Troy, N. Y., and more than 2000 electric cars pass the door every 24 hours. Our retail stores are, therefore, convenient, and our wholesale storehouse is located on the "D. & H." and N. Y. Central railroads, so we can assure you immediate shipments.


CUCUMBER

One ounce of seed will plant 50 hills, and two pounds of seed will plant an acre

In order to produce smooth, uniform fruit the Cucumber vine must have a warm situation and a light, sandy soil, well supplied with humus. Two plantings should be made, the first for a general crop during the Summer, and the second—made about the middle of July—for the small fruits used for pickling. The seed should not be planted until the soil has become warm. Scatter 10 to 15 seeds in each hill, covering the seed to a depth of one inch with light soil. The hills should be 6 feet apart each way. When the young plants are well established they should be thinned out until only two strong plants remain in each hill. Until the vines begin to run they should be well cultivated and all large weeds should be pulled, but after the vines are established they should not be disturbed. The Cucumbers should be picked as soon as they are large enough to use, for if allowed to "seed" the productiveness of the vine is destroyed and it will cease to bear.

In field culture, plow furrows four feet apart and similar ones at right angles to the first. At each intersection drop a shovelful or more of well-rotted manure which should be well mixed with the soil, forming a broad, flat hill four to six inches above the surface. Many growers omit every fourth row thus forming paths for the distribution of manure and gathering the fruit. In many sections where earliness is very important, market gardeners start plants in boxes made like the ordinary berry-box, but without the raised bottom. The boxes are set in hotbeds or cold frames, filled with rich, friable soil and the seed planted. When danger of frost is over, the plants are set in the open ground, the boxes being cut away, so the roots are not disturbed at all.

The plants are liable to attack from the striped Cucumber beetles, which are so numerous in some cases as to destroy them. These may be kept off by a frequent dusting with air-slacked lime, soot or sifted ashes diluted with fine road earth. Care should be taken not to use too much of any of the above materials, for if used too freely they will kill the vines. The best protection against injury is a vigorous and rapid growth of the young plants. In gathering for pickles, cut the stem instead of pulling the fruit off and be careful not to mar the fruit in any way, for if the skin be broken the pickles will not keep so well.



GORDINIER'S IMPROVED WHITE SPINE CUCUMBER

Gordinier's Improved Extra Early White Spine. One of the most popular for market and table use. Vines vigorous, bearing early and abundantly. Fruit straight and handsome, light green and with few white spines; flesh crisp and of fine flavor. This is a special strain of White Spine and is most desirable for its extreme earliness. It is a most valuable sort to plant for the early market. This has been grown especially for us and cannot be purchased elsewhere.

Gordinier's Improved Arlington White Spine. The Arlington type of Cucumber is one of the most desirable of the White Spine variety. They are of medium size, very tender and early. The color is a glossy green throughout their entire length, the shape very straight and symmetrical. Gordinier's Improved Arlington White Spine is a very carefully selected strain of the Arlington type and we think superior to any other being offered on the market. Since we first offered this selection we have been very careful to keep it true and ahead of anything offered by the different growers. As a home garden cucumber and for the Southern trucker, this is the ideal variety; a little too short for Northern market growers.

Emerald. Admitted to be the best pickle sort offered, possessing every qualification required in a perfect Pickle Cucumber. It is very hardy and withstands drought, and bears very profusely until frost. One grower says it bears four to one compared with the standard sorts. It is a very strong grower, extra early and bears firm, crisp fruits, which are excellent for slicing. When ripe, it is yellow—not white, as some have mistaken it.

Davis' Perfect Cucumber. A new variety, which will soon take the place of the best strains of White Spine and other desirable Cucumbers. For several years this variety has been controlled by the originator, who is one of the leading market-gardeners in the West, and after whom the variety is named. Mr. Davis states that he experimented several years in trying to get an improved strain of Cucumber for forcing under glass and outside culture, and has finally fixed a "Perfect" type, combining quality, shape, color and productiveness. The Cucumbers grow long and slim, sometimes measure 12 inches in length; the color is a rich, dark, glossy green, which they hold until nearly ripe, when they turn white without a sign of yellow. It is very tender, brittle and of fine flavor.

Extra Long or Evergreen White Spine. Beautiful in shape and color, and of the finest quality. The fruit is long, cylindrical, dark green, with very white, crisp and tender flesh. An entirely new and distinct sort developed by ourselves through very careful selection, our aim being to secure the best possible table Cucumber. The vine is vigorous and productive, and comes into full bearing earlier than the Bismark. An excellent sort for culture under glass.

Gordinier's Improved Long Green. Produced by selection from the Long Green. Vines vigorous and productive, forming fruit fit for the table nearly as early as the shorter sorts; fruit about twelve inches long, firm and crisp. The young fruit makes excellent pickles, and when ripe is the best for sweet pickles. We offer a carefully selected strain, uniformly long and of good form, with the large warts and spines well distributed over the surface instead of being clustered at one end as in inferior stocks.


Japanese Climbing. This is a distinct variety which has been largely sold as "a climber." The vines are of strong, vigorous growth, with rich dark green foliage, and throw out numerous tendrils. With a little assistance it can be trained upon a trellis or poles, which will insure earlier ripening and a straight handsome form in the large fruits. It endures Summer heat and drought exceedingly well, producing fine fruits after many others have died from over-fruiting or extreme drought. The strong foliage, being so abundant, serves as a mulch to keep the soil cool and moist. The Cucumbers are of large size, averaging from twelve to sixteen inches in length; they are thick through, with well-rounded ends. Skin dark green, turning to brown, and netted when ripe; smooth and thin. The flesh is pure white, crisp, tender, and of mild flavor.

Giant Fera.

This is a distinct Asiatic variety, first introduced by us. The fruits grow to extra large size, with smooth light green skin. The skin is thin, while the flesh is unusually thick, the fruits producing but very few seeds. They are crisp, brittle, and of extremely mild flavor. They frequently grow fifteen to twenty inches in length under good cultivation. It is especially desirable for light, warm soils.

Nichol's Medium Green.

Medium length, thick through, straight, full at the ends. Excellent quality and very productive.



COOL AND CRISP CUCUMBER

Cucumbers—Continued

Early Russian. Earliest of all, small, hardy, productive. Fruit produced in pairs. Solid and crisp. Best for pickling.

Early Cluster. Very prolific; fruit grows in clusters, short and seedy, very fine for bottle pickles.

Early Frame, or Short Green. Fine for table or pickling. One of the best for forcing. Medium-sized, straight and handsome. Very productive.

Boston Pickling. Dark green, small, and one of the best for small pickles.

Everbearing. This is not only a very early variety, but is also extremely prolific. If the fruits are kept gathered, vines will continue in bearing throughout the season. The fruits, of medium size and rich dark green color, average from four to five inches in length by an inch and a half in diameter. Owing to its great productiveness it is an excellent variety to plant for producing small pickles.

Cool and Crisp. An extra early variety, producing a large number of medium-sized fruits of the choice table quality. The fruits are six to eight inches long, with a distinct taper at each end. The skin is a bright green, rather thickly set with small knobs in which the spines are placed. It is of fine mild flavor, crisp and tender when sliced. It is desirable also for pickling, the roughened skin being attractive.

Cumberland. A new and distinct variety, said to have originated from crossing the Parisian Pickling and the Early White Spine. It certainly has the good qualities of each of these sorts. The fruits are large, symmetrical, dark green, covered with innumerable small, white spines, and are of prime quality for slicing. The vine is vigorous, wonderfully prolific, and continues in bearing much longer than most sorts.

Chicago Pickle. Undoubtedly the best for pickling. Fruit medium length, pointed at both ends, with large and prominent spines. Color deep green. Begins to set fruit when vines are quite young. Heavy yielder.

Small Gherkin (For Pickles). A very small, oval, prickly variety quite distinct from all others and grown exclusively for pickles. It is the smallest of all the varieties and should always be picked when young and tender. The seed is slow to germinate, requiring usually from two to three weeks.

EGG PLANT

One ounce of seed will produce 1,000 plants

The Egg Plant is one of the most delicious of garden vegetables and it only requires a rich soil and considerable warmth to yield abundantly the fruit so much in favor for the home garden or the market.

The seed should be planted during March in a warm hotbed filled with light, rich soil, and the bed should be carefully covered at night to protect the young plants. When the plants are sufficiently strong they should be transplanted to stand three inches apart and if kept constantly warm and moist they will make large, strong plants to set outdoors when the weather has become settled and all danger from cold waves and cool nights is past.


In their permanent bed the plants should stand two feet apart each way in light, rich soil. The Egg Plant should be carefully picked before the seeds harden, and at the approach of frosts should any fruit remain on the vines it may be gathered and stored in a warm, dry place, where it will keep in good condition for a considerable length of time.

New York Improved Large Purple. The leading market variety. Plants of strong growth with large foliage and in rich soil very productive. The fruits are of large size, with smooth, glossy, deep purple skin. This is the finest type of Egg Plant in cultivation.

Mammoth Purple. Spineless. Northern grown seed. This splendid variety we have obtained by years of the most careful selection and extra cultivation, beginning with a true strain of New York Improved Large Purple. This process of improvement has been continued, until we now have the finest strain of Mammoth Purple Egg Plant obtainable. While immense size was one of the main objects, we did not lose sight of other valuable points essential in a first-class market variety. It is quite early for such a large sort, a sure cropper, and entirely spineless. The plants are large, vigorous and productive. Fruit uniform in color and shape; very large, usually 7 to 9 inches in diameter, but sometimes specimens are grown measuring 10 inches. Skin, a handsome dark purple, smooth and glossy. Flesh white, of superior quality. We pronounce it the best Egg Plant in cultivation. It is very important that growers have the best seed and variety obtainable, for if poorly grown, irregular in shape, or green in color, Egg Plants are quite unsalable, and your time and money expended are both wasted.



NEW YORK SPINELESS EGG PLANT



EVER WHITE CURLED ENDIVE

ENDIVE

One ounce of seed will produce 2,500 plants

The Endive grows readily in any good garden soil. The seeds should be planted in rows fourteen inches apart and covered very lightly with finely pulverized soil. When the plants are well started they should be thinned out, or they may be transplanted, until they stand eight or ten inches apart in the row.

When the plants have nearly reached maturity, tie the outer leaves loosely together over the center in an upright bunch. This will bleach the inner leaves in about ten days, but the bunching should never be done unless the leaves are perfectly dry; otherwise they will not.

At the approach of Winter take up the plants carefully with a ball of earth attached to the roots and stand them close together in a frame or cellar for the Winter supply.

Green Curled. The leaves are finely cut or lacinated, giving the plant a feathery effect, which is quite ornamental when the centers are finely blanched.

Ever White Curled. A very beautiful sort, in which the leaves are very light-colored, even the outer ones being nearly white. Plant moderately dense, with divided leaves which are a little coarser than those of the Green Curled.

Moss Curled. One of the best Autumn, Winter or Spring salads. Plant compact growing. Forms large, dense clusters of finely divided green leaves which when properly blanched are exceedingly crisp and tender.

Broad-Leaved Batavian. This variety has broad, thick, plain or slightly wrinkled leaves, forming a large head and is desirable for stews and soups, but if the outer leaves are gathered and tied at the top the inner ones will blanch and may be used for salad.

KALE, OR BORECOLE

One ounce of seed will produce 1,500 plants


The Kales are more hardy than Cabbage; make excellent greens for Winter and Spring use; are improved by frost. For Winter sow from May to June and cultivate the same as Cabbage. For Spring sow in September and protect during the Winter.

Plant in deep rich soil, and cultivate same as Cabbage.

Make hills two to three feet apart, having one plant in a hill. The tender leaves are used the same as Cabbage.

Tall Green Curled. One of the best for Winter; very hardy, finely curled and of excellent quality.

Extra Dwarf Green Curled Scotch. This is one of the best Kales for Spring sowing in the North, and is the principal sort grown in the South for Northern markets. It is hardy, and will remain over Winter in any place where the temperature does not go below zero. The habit is very dwarf and spreading, and will rarely exceed eighteen inches in height. The leaves are of a bright green color, beautifully curled, and produced in great abundance.



EXTRA DWARF GREEN CURLED BORECOLE

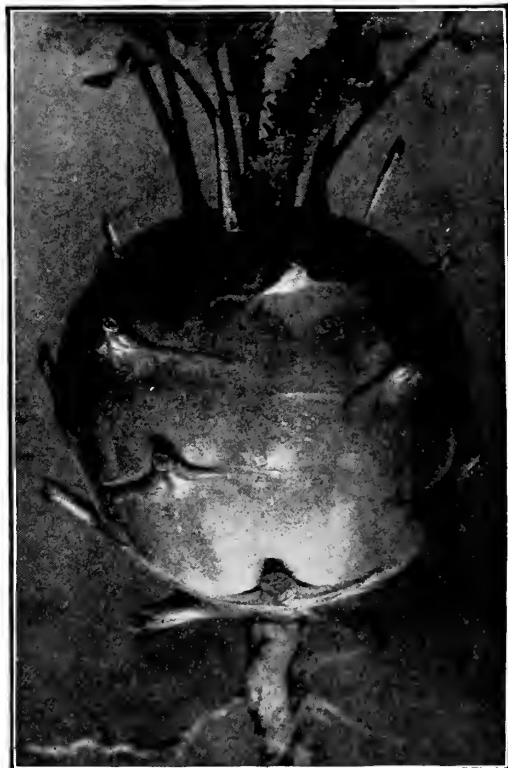
KOHLRABI, OR TURNIP-ROOTED CABBAGE

One ounce of seed will produce 2,500 plants

This is an excellent vegetable, and should be grown in every garden. Sow in Spring, in rows eighteen inches apart, afterward thinning the plants to eight or ten inches. If the weather is suitable the thinnings may be planted, but it is considered difficult to transplant. Keep the weeds down, and when the thickened stems above ground are two to three inches through they are fit to eat, and should be used at once, being tough when old. They are cooked same as Turnips, and when well grown and used at the proper stage, are tender and very palatable, with a fine and delicate flavor.

Early White Vienna. The bulbs grow to the size of an apple when ready for use, and are of a pale whitish green; they are of delicate Cabbage-like flavor.

Early Purple Vienna. This is not quite so early as the preceding and slightly larger in size. It differs also in having skin of a dark, glossy, purplish red.



EARLY PURPLE VIENNA KOHLRABI

LEEK

Once ounce of seed will produce 1,000 plants, or will plant a row about 100 feet long.

This vegetable, which is very hardy and easily cultivated, is considered far superior to Onions for the flavoring of soups, and for this purpose it is cultivated extensively.

Leeks require a very rich, mellow soil, but as the plants are not transplanted until rather late, land that has borne an early crop of Peas, Cabbages, etc., may be used, but additional manure should be applied before the Leeks are set out.

The seed may be sown early in rows one foot apart, and late in June or early in July the plants transplanted six inches apart in rows fifteen inches from row to row. The plants must be set deep, cultivated during the Summer, and later in the season banked with earth to blanch them. Earthed up in this manner, they can remain in the rows where growing until Spring, when they can be pulled and the blanched portions of the stems used the same as bunch Onions.

Large American Flag. Best for general use; leaves broad, mild flavored.

Monstrous Carentan. Of large size, with broad flat leaves. In rich soil, well earthed up, the edible portion is from six to eight inches in length, by two or three inches in diameter.

Long Mezieres. The plants are of strong vigorous growth, extreme hardness, and have extra long stems, which blanch readily to a snowy whiteness and are of delicious flavor. The leaves grow erect and the plants can be more readily earthed up than varieties having spreading leaves.



LARGE AMERICAN FLAG LEEK

LETTUCE

One ounce of seed will make 2,500 plants, or will plant a drill about 200 feet long

While the Lettuce does well in a common garden soil enriched with rotted manure, it thrives best in a light, rich soil with a dry substratum, and to be crisp and tender must be grown in cool weather.

For an early crop sow the seed in gentle heat in February and transplant first to three inches each way and afterward to eight inches, in hotbeds. For the field crop, or Summer supply, sow the seed thinly in shallow drills (covering the seeds very lightly) eighteen inches apart and transplant or thin out until the plants stand one foot apart. For a succession of plants the seed may be sown, from time to time, until the latter part of August.

By a judicious selection of varieties and small plantings made at intervals of two weeks it is possible to have a constant supply of crisp Lettuce of mild flavor, but at no time should the cultivation be neglected, for a hard-baked soil will retard growth and the result will be imperfectly formed heads.


For early Spring, the large curled, or "cutting" varieties are the best. Although they do not produce solid heads, they grow quite compact and the inner leaves are well blanched, finely curled and very deep and tender. For Winter cultivation under glass the earliest and forcing head varieties are the best.

The crisp, tender quality of Lettuce depends most essentially upon its vigorous growth, and it should, therefore, have a rich soil and an abundant supply of water at all times.

CABBAGE OR HEADING VARIETIES OF LETTUCE

May King. This remarkable variety has proved itself capable of satisfying the most exacting requirements that could be made on an early outdoor Lettuce; while it can also be easily and most satisfactorily raised in a cold-frame. **It is not easily affected by cold or wet weather, grows very quickly and produces, even in poor soil, splendid, globular heads, which are ready ten to fifteen days before other heading varieties and stands a long time before showing signs of running to seed.** Externally of a yellowish-green with light brownish tinge; the leaves inside are of a golden-yellow shade; and in point of flavor unexcelled by any sort. This Lettuce has been highly appreciated wherever grown or tried, and is sure to become popular everywhere.

All Seasons. A decidedly butter variety strictly cabbage-heading, large, late-intermediate in season, in growth its leaves are very straight and extend flatly over the ground. Mature plants fairly compact. Head elongated when first forming, but flattened or sometimes globular when fully developed, fairly firm, well defined, extremely well blanched,

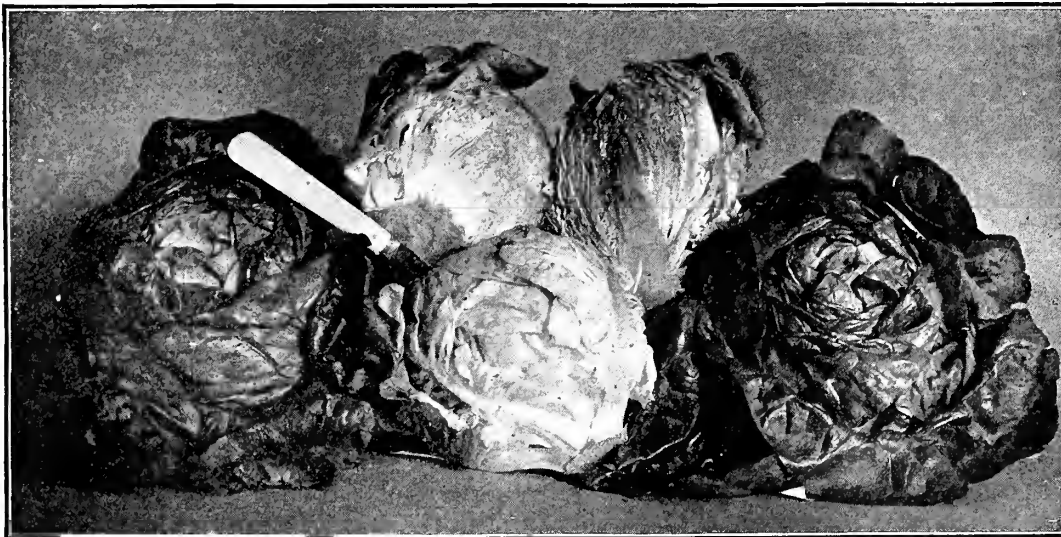


GORDINIER'S MAY KING

its leaves very completely but loosely overlapping one another, but outer ones of plant well separated from the head proper, the latter thereby left very bare or exposed. Leaves broad in shape, peculiarly smooth, very little blistered, crumpled, or twisted, unusually thick in appearance, but soft and limp rather than stiff; margins entire and fringed with hair-like bristles; borders flat. Color characteristic light grayish green, never spotted nor brownish in any part. Quality excellent; sweet, decidedly buttery, and with thick, soft leaves of much substance. Seeds very blackish.

Gordinier's Big Boston. This grand Lettuce is steadily gaining in popularity, until now it is more extensively grown than any other variety, either for private table or by the market-gardener. Whether grown in the open ground for Summer and Fall use or in frames for Spring and early Summer, or forced in greenhouses for Winter use, it invariably gives the greatest satisfaction, producing large, fine, buttery yellow heads, thoroughly blanched leaves, crisp, tender, sweet and white. It has comparatively few outside leaves and stands as long as any before shooting to seed. It is grown in enormous quantities in the Southern States for shipping to Northern markets, and it grows equally well in the Central and Northern States. In fact, there is no other variety that gives such great satisfaction under every possible condition, and for that reason is one of the most profitable varieties to grow.

Gordinier's Perfected Salamander Lettuce. A splendid early variety. Lettuces naturally thrive better during the cooler weather of Spring and Fall than in a torrid Summer—the season really when such crisp, cooling salad is most enjoyable and in great demand; consequently there have been bred a number of heat-resisting or Summer Lettuces, among which our Perfected Salamander is the acknowledged leader. It forms good-sized, compact and tender heads, creamy-white inside and of that desirable rich buttery flavor; outer color, light green; it remains long in head without running to seed, and stands a great amount of heat without burning.



GORDINIER'S BIG BOSTON LETTUCE

Lettuce—Continued

Deacon. A decidedly butter variety, strictly cabbage-heading, large-medium in size, intermediate in season, slow to shoot to seed. Young plant very spreading, regular in growth, its leaves very straight and extending flatly over the ground. Mature plant fairly compact. Head elongated when first forming, globular or even flattened when fully developed, fairly firm, well defined, very well blanched, and its leaves very completely but loosely overlapping one another, but outer ones of plant well separated from the head proper, the latter thereby left very bare or exposed. Leaves broad, peculiarly smooth, though sometimes slightly blistered and crumpled, never twisted, unusually thick in appearance, but soft and limp rather than stiff, entire at margins, flat at borders. Color a peculiar light grayish green, never spotted nor brownish in any part. Quality excellent; sweet, decidedly buttery in flavor, and with thick, soft leaves of much substance.

Gordinier's Bronzed Head.

A decidedly butter variety, strictly cabbage-heading, small-medium in size, intermediate in season, slow to shoot to seed. Plant very compact and forming a slightly elongated, somewhat pointed, indefinitely defined, very firm, well-blanched head, with leaves very closely overlapping one another, except their uppermost borders, which are characteristically turned and twisted backward. This habit of growth, as well as the close way in which the outer leaves are drawn toward the plant, almost completely obscures the head; no distinct separation between head proper and outer leaves of plant. Leaves very broad, fairly blistered, crumpled and twisted, very thick and stiff, entire at margins, flat at borders. Color a dark, almost solid brown during Summer weather, but bright green in less-exposed parts during Spring or cloudy weather; stem of plant and base of midribs plainly colored; inner head leaves sparingly spotted and often rusty colored at their base. Quality excellent; buttery, exceedingly tender and sweet. Good for Summer, sure header, and reliable, but very late in season for so small a variety.

Buttercup. A decidedly butter variety, strictly cabbage-heading, small-medium in size, late-intermediate in season, very slow to shoot to seed. Plant fairly compact and forming a globular, firm, well-defined, well-blanched head, with leaves closely overlapping one another. Leaves broad in shape, fairly blistered and crumpled, slightly twisted, thin, almost loose and limp, entire at margins, flat at borders. Color very light green, sometimes described as golden green, never spotted nor brownish in any part. Quality good; delicate, sweet, buttery flavor, soft texture.

Golden Queen. A fairly butter variety, strictly cabbage-heading, small-medium in size, early, shooting to seed quickly in hot weather. Plant extremely compact, and forming a heart-shaped, somewhat pointed, fairly defined, firm, well-blanched head, with leaves completely overlapping one another, except turned characteristically backward at their borders, somewhat like the petals of a rose, and the head thereby somewhat obscured. Leaves broad in shape, blistered, crumpled, twisted, thick, stiff, entire or obscurely crenate at margins, flat or slightly undulate at borders. Color a beautiful, rich, very light green, sometimes described as golden green, never brownish nor spotted in any part. Quality excellent; very sweet and slightly buttery in flavor, but of a crisp, firm texture and distinct.

Gordinier's Hanson. A decidedly crisp variety, strictly cabbage-heading, very large, very late, extremely slow to shoot to seed. Plant spreading, but not loose in habit and forming a globular, extremely hard, well-defined, well-blanched head with leaves very flatly and tightly overlapping one another. Leaves very broad in shape, fairly blistered, crumpled and twisted, very thick, stiff and coarse in appearance, with heavy veins and a large protruding midrib; margins serrate; borders finely frilled. Color very light green, of a shiny metallic surface rather than rich and



GORDINIER'S HANSON LETTUCE

glossy, never spotted nor brownish in any part. Quality good; exceedingly crisp and firm in texture, and very sweet. Probably one of the three most largely grown varieties of the United States. Succeeds well everywhere, and is largely planted in every part of this country. The standard Summer cabbage-heading variety for either the home or market-gardener. Sure header and reliable.

Iceberg. A decidedly crisp variety, strictly cabbage-heading, large, late, slow to shoot to seed. Plant spreading, but not loose in habit, and forming a globular, well-defined, sometimes very exposed or bare, extremely hard, well-blanched head, with leaves very completely and tightly overlapping one another. Leaves unusually broad in shape, fairly blistered, crumpled and twisted, very thick, stiff, coarse in appearance, with heavy veins and a large protruding midrib; margins serrate; borders finely frilled. Color light green, excepting faint brown along extreme border and occasionally barely tinged in other parts, never spotted, and inner head leaves and stem of plant never colored. Quality good; exceedingly crisp and firm in texture, very sweet, but not buttery in flavor.

Mammoth Black-Seeded Butter. A decidedly butter variety, strictly cabbage-heading, large, intermediate in season, late-intermediate in time of shooting to seed. Plant spreading and forming a slightly oval, firm, or somewhat soft, well-defined, well-blanched head, with leaves very closely overlapping one another. Stem of plant very long, and head therefore held high above ground, thereby making the oval shape and bare or exposed appearance of the latter very pronounced. Leaves broad, much blistered and crumpled, little twisted, thin, almost loose and limp; entire at margins, flat or partly blistered at borders. Color light green, never spotted nor brownish in any part. Quality excellent; delicate, sweet, buttery in flavor, soft in texture. One of the ten most largely grown varieties of the United States. Sure header and reliable. Suitable for private as well as market-gardeners. Stands Summer well, but not suited for forcing.

Mignonette. A fairly crisp variety, strictly cabbage-heading, small-medium in size, early-intermediate in season, slow to shoot to seed for so early a sort. Plant remarkably compact and forming a globular, extremely hard, very well-blanched head, with leaves tightly drawn, but their borders so twisted as to produce a torn effect or bursted-like head; no distinct separation between head proper and outer part of plant, the whole being nearly all head. Leaves broad in shape, excessively blistered, crumpled and twisted, very thick and stiff, finely serrate at margins, frilled at borders. Color dull, very dark brown with dull dark green in less exposed parts, darkest brown at borders of leaves, never distinctly spotted, inner head leaves and stem of plant wholly green. Quality excellent; exceedingly tender, crisp and sweet. An excellent sort for family use, but too small and dark brown in color for a market-gardener's Lettuce. Prob-

Lettuce—Continued

ably the most delicate in flavor and tender in texture of the crisp varieties. Very reliable for Spring and Fall sowing, and one of the most compact and hardest heading of all Lettuces.

New York. A decidedly crisp variety, strictly cabbage-heading, very large, late, extremely slow to shoot to seed. Young plant spreading, though central portion upright and immature head decidedly long. Mature plant also spreading




NEW YORK LETTUCE

and forming a globular or slightly oval, very hard, well-blanching, well-defined head, its leaves very flatly and tightly overlapping one another. Leaves broad in shape, fairly blistered, crumpled and twisted, thick, stiff and coarse in appearance, with heavy veins and a large protruding midrib; margins finely serrate; borders frilled. Color dark green, never spotted nor brownish in any part. Quality good, exceedingly crisp and firm in texture, very sweet, but never buttery in flavor. One of the popular varieties of the United States, succeeding everywhere and extensively planted in all parts of the country. A reliable, sure-heading, standard Summer variety for either the private or market-gardener, and of the best quality.

Tennis Ball Black-Seeded. A decidedly butter variety, strictly cabbage-heading, large-medium in size, early-intermediate in season, shooting to seed at an intermediate date. Plant compact or slightly spreading and forming a globular, firm, well-defined, well-blanching head, with leaves very closely overlapping one another. Plant when in flower sends out many side stems instead of one large main stem. Leaves broad, excessively blistered and crumpled, little twisted, thin, almost limp and loose, entire at margins, blistered or flat at borders. Color light green, never spotted nor brownish in any part. Quality excellent; delicate, sweet, buttery in flavor, soft in texture, but leaf thin and lacking substance. One of the four most largely grown varieties of the United States. Succeeds everywhere and at all seasons. Highly recommended to both private and market-gardeners. Sure header, very reliable, hardy, excellent shipper and good seller.

CURLED, OR LOOSE-LEAVED VARIETIES OF LETTUCE

Early Curled Simpson. A decidedly crisp variety, strictly bunching, large-medium in size, early marketable, but intermediate in time of attaining fullest development, slow to shoot to seed. Plant spreading and forming a rounded to low V-shaped, well-blanching, fairly dense cluster of leaves, more or less open or spread out at the center and never



EARLY CURLED SIMPSON LETTUCE

cabbage-like, though sometimes very dense. Leaves short spatulate to broad, much blistered and crumpled, fairly twisted, thick and stiff, serrate at margins, much developed and frilled at borders. Color, very light green; never spotted nor brownish in any part. Quality good; sweet in flavor, somewhat hard and coarse in texture.

Gordinier's Grand Rapids. Decidedly crisp variety, strictly bunching, early-intermediate, quickly shooting to seed. Plant very spreading when young, but becoming fairly compact when mature, and forming a loose, rounded cluster of leaves, growing close enough together for blanching to only a small extent, but when well grown never spread out or opened at the center. Leaves short spatulate in shape, excessively blistered and crumpled, slightly twisted, very thick and heavy, with coarse veins, large protruding midribs, serrate margins, and with borders so excessively frilled and largely developed as to comprise the larger portion of the visible part of the plant. Color very light green, never spotted nor brownish in any part. Quality good; crisp, but hard in texture. Probably one of the ten most largely grown varieties of the United States. The favorite for forcing in the West and other markets where hothouse Lettuce is sold by weight, and whose markets accept a bunching variety. It has largely replaced Black-Seeded Simpson for this purpose. More easily grown in greenhouses than almost any other variety. A splendid shipper, and with many gardeners by far the best and most profitable sort for growing under glass.

Prize Head. A decidedly crisp variety, strictly bunching, large, early marketable, but intermediate in time of attaining fullest development, slow to shoot to seed. Plant spreading, low-growing, and consisting of a loose, rounded, or slightly flattened cluster of leaves, generally more or less open or spread out at the center, and therefore never in the least cabbage-like nor solid, though, nevertheless, the inner part of plant is well-blanching. Leaves short spatulate in shape, much blistered and crumpled, very little twisted, fairly rigid, but not stiff, finely serrate at margins, excessively developed and much frilled at borders. Color bright brown, varying to bright green in less exposed parts and center of plant. Border of leaves no more colored than other parts, while stem of plant, base of midribs and inner heart leaves are wholly green, and no part of plant is dis-



GRAND RAPIDS LETTUCE GROWING IN GREENHOUSE

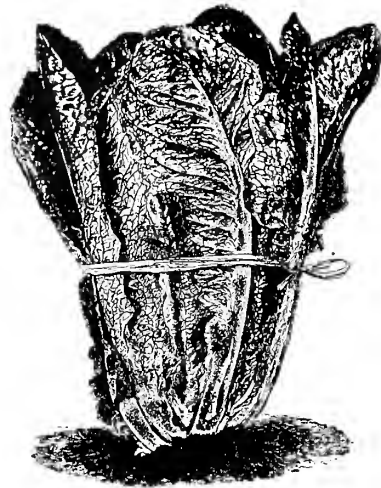
tinctly spotted. Quality good; sweet in flavor, very tender and crisp in texture, but leaf thin and lacking substance. An excellent home variety, and planted extensively for family use, but thin-leaved, soon wilting, not suited for shipping, and little planted by market-gardeners. A very reliable Summer variety. Not adapted for forcing and never used for that purpose.

Boston Curled. A decidedly crisp variety, strictly bunching, small, early-intermediate in season, wilts at once upon being pulled, shoots quickly to seed. Plant fairly compact, growing close to the ground and forming a very loose, rounded, or slightly flattened, very regular cluster of leaves, also somewhat opened or spread out in the center, and never dense enough for blanching to any extent. Leaves broad and very regular in form, rarely blistered, never crumpled nor twisted, exceedingly thick, stiff and hard. Veins many, coarse and conspicuous, margins finely serrate, borders excessively frilled and embracing nearly the whole of the visible portion of the plant. Color, medium green, never spotted nor brownish.

American Gathering. A decidedly crisp variety, strictly bunching, large, early marketable, but late-intermediate in its fullest development, slow to shoot to seed. Plant very spreading, of unusually low growth, and consisting of a loose, flattened, or slightly rounded cluster of leaves, al-

Curled, or Loose Varieties of Lettuce—Continued

ways more or less opened or spread out at the center, and therefore never in the least cabbage-like nor heading, though, nevertheless, the inner part of the plant is well blanched. Leaves short spatulate in shape, excessively blistered and crumpled, very little twisted, fairly rigid, but not stiff; finely serrate at margins, excessively developed, much frilled at borders. Color bright brown, varying to bright green in less exposed parts and center of plant; borders of leaves no more colored than other parts, while stem of plant, base of midribs, and inner heart leaves are wholly green; no part of plant distinctly spotted. Quality good; sweet in flavor, very tender and crisp in texture, but leaf thin and lacking substance.



COS LETTUCE

tremely thick, stiff and coarse, with large protruding midribs, serrate margins, and much developed and excessively frilled borders. Color very light green, never spotted nor brownish in any part. Quality good.

Black-Seeded Simpson. A decidedly crisp variety, bunching, but sometimes tending to a cabbage-like growth, large, early marketable, but late-intermediate in attaining fullest development, slow to shoot to seed. Plant fairly compact and consisting of a firm, well-blanched, rounded to elongated and V-shaped cluster of leaves, closely drawn together, but rarely in a way to make a visible or distinct cabbage head, though innermost heart leaves curving inward over one another generally present a half-formed concealed cabbage-like head. Leaves very broad, much blistered, crumpled and twisted, ex-

ROMAINE, COS, OR CELERY LETTUCE

The Cos Lettuces are distinct from the preceding sorts, in having long, narrow, spoon-shaped leaves, which usually fold into loose, sugar-loaf shaped heads, which blanch better by having the outer leaves drawn about them and tied. On account of their exceeding crispness, tenderness and delicate flavor, they are becoming more and more popular in this country.

Paris White Cos. A typical Cos variety, strictly self-closing, extremely large in comparison with either the butter or crisp sorts—large even for this group; late in season, and slow to shoot to seed. Plant fairly compact, decidedly upright, its leaves when young growing straight and flat, but when older inner ones becoming decidedly spoon-shaped and making a well-defined, well-blanched, firm head, decidedly loaf-shaped in form, rounded at top, and with leaves closely, but not tightly, overlapping one another. Leaves oval to slightly spatulate in shape, outermost ones smooth at surface and flat, innermost ones sparingly blistered and more or less cup-shaped, both, however, exceedingly regular in form, and thick, stiff and coarse, but never in the least twisted or crumpled in any part, and always with coarse, hard veins, very large, hard midribs, entire margins, and flat borders. Color very dark green, never spotted nor brownish in any part. Quality excellent; very hard in texture, but exceedingly crisp, sweet and of a quality and decided firmness, which makes a pleasant change from the soft, buttery Lettuces. One of the popular varieties of the United States. Varieties of this class are very largely grown in Europe, but in America these Lettuces do not seem to succeed as well as the butter and crisp varieties, and are not much grown. Many consider them the best of all in quality. They are hard and coarse in texture, but are very sweet, and possess a freshness and distinct quality which is often much liked and make a pleasant change from other varieties. Those who have never grown this class of Lettuce should try a few plants. It may not be possible to grow them as well as they are grown in Europe, but they are generally satisfactory whenever tried, especially this variety, which is perhaps as self-closing and certainly as good in quality, as any Cos variety sold in this country. It is really the only Cos sort planted to any extent in this country, and is certainly the best for either the private or market-gardener. It succeeds very well in Summer and can be grown to an immense size.

MUSKMELON

One ounce of seed will plant about 75 hills, and 2 to 3 pounds will plant an acre

In cultivating Muskmelons the matter of first importance is a warm, rich, fertile, sandy loam, well worked and highly manured with old rotten compost, but care must be observed not to grow the vines at the expense of the fruit. These conditions may be obtained either by the use of manure or by turning under a good sod or green forage crop, but it is possible to grow delicious Melons even in heavy soil if thorough drainage is supplied.

While the soil is a matter of much importance, it is one over which the grower has complete regulating power, but the quality of all Muskmelons depends very much on the conditions under which they are grown. For instance, continued wet weather produces an extra growth of vine, but reduces the yield of fruit, and cool nights rapidly deteriorate the flavor of the Melons.

When all danger from frost is passed plant the seed one-half inch deep in hills that are five or six feet apart each way, scattering at least ten seeds in each hill. When the plants show the third leaf, pull out all but the three strongest plants, and should these plants be attacked by bugs use either "Bug Death," plaster, or air-slaked lime, sifting it over the plants when they are wet with dew.

When the plants have produced four or five rough leaves, pinch off the end of the main shoot. This will cause the lateral branches to start sooner, and bring the fruit to earlier maturity.

There are two distinct varieties of Muskmelons, one having a green flesh and the other a yellow flesh. Until lately the green-fleshed varieties were the more extensively cultivated; but now the yellow or salmon-fleshed varieties are highly esteemed on account of their handsome appearance.

Muskmelons should be gathered as soon as they will readily part from the vine, and should there be a surplus of fruit it can be stored in a cool place until wanted for use.

The early crop of Muskmelons is obtained by growing the plants in a hotbed or greenhouse. The usual method of raising the plants is as follows: Bottomless boxes are used, and these are placed on the benches, and into the bottom of each box is pressed a wad of rotted barnyard manure, after which they are filled with light garden loam. About five seeds are planted in each box, and covered by sifting soil over them. The usual care is given in watering. When all danger of frost is passed the boxes of plants are set on the warmest possible site for the first crop. These house-grown plants are set very expeditiously—in mellow soil a hole is dug with the hand, the box torn apart, and the cube of earth with plants pressed into the prepared hill. The prime advantage of the house-grown plants lies in the increased earliness of the product.

GREEN-FLESHED VARIETIES

Long Island Beauty. Similar to Hackensack. A superior early, large variety. Of fine quality and very beautiful.


Extra-Early Improved Hackensack. A selection from the old Hackensack, which it resembles in size and shape, but it is fully ten days earlier. Round, well-netted and of large size; flesh green and thick, of delicious flavor and handsome appearance.

Netted Gem, or Rocky Ford. A selection from the Golden Netted Gem, by far the most valuable Muskmelon in the market to-day. It is oval in form; skin a greenish yellow; netting close, light-colored and very prominent; flesh orange, tinted with green, very sweet and juicy and ripens to the rind. Seed cavity is very small. We can

confidently recommend this variety to our customers for both private and market-gardens.

Small Green Nutmeg. Fruit of medium size, slightly ribbed, globular. Skin dark green, becoming yellow when over-ripe, and nearly covered with broad, shallow netting. Flesh thick, a little coarse, but of fine flavor. This variety is in universal demand for both home and market use. It is the size best suited to hotel and restaurant use.

Montreal Nutmeg. Seed grown especially for us in Canada. The largest Nutmeg Melons in the world; have been grown to weigh thirty-nine pounds. Deeply ribbed, skin light green and thickly netted; flesh remarkably thick, fine grained, light yellowish green and very sweet and juicy. We cannot recommend it too highly.



EMERALD GEM MUSKMELON

SALMON-FLESHED MUSKMELONS

Emerald Gem. No other Melon in cultivation to-day is uniformly of such rich flavor. The Melons are about the size of Netted Gem, but, unlike that variety, the skin, while ribbed, is smooth and of a deep emerald-green color. The flesh, which is thicker than in any other Melon of the same size, is of a beautiful suffused salmon color, and ripens thoroughly to the extremely thin rind. The flesh is peculiarly crystalline in appearance, and the flavor is sweet and luscious beyond description. The vines are thrifty in growth, very prolific; the Melons mature extremely early and are always of most superb quality.

Petoskey, or Paul Rose. A yellow-fleshed sort of suitable size for a basket Melon, and of the finest quality. Fruit oval, about five inches in diameter, and in general appearance much like the Netted Gem. Flesh orange-colored, highly flavored, very thick, firm and sweet. For those who prefer the high flavor of the yellow-fleshed sorts this new variety will be very welcome, as it is fully equal to the popular Osage in quality, and is of more convenient size. It is the best yellow-fleshed Melon of basket size and form.

Gordinier's Surprise. This old variety is still highly esteemed by many. Vines hardy and productive; fruit oval, not deeply ribbed, covered with slight patches of netting; skin yellowish-white; flesh deep salmon color.

Miller's Cream, or Osage. This Melon has made its way into public favor from the market rather than the garden, and is highly prized by those who like an exceedingly highly flavored Melon. It is medium-sized, oval, slightly ribbed, dark green in color, covered more or less with shallow netting. The flesh is deep salmon color and very thick, there being but a slight cavity in the center of even the largest fruit. A favorite variety for the market.

Tip Top. This is a fine round Melon of such attractive appearance as to always sell quickly in the markets. It is sweet, juicy and delicious. The flesh is firm, but not hard, and is edible almost to the rind. The vine is of vigorous growth and great productive ability.

Round Yellow Cantaloupe. Fruit round, early and of good size; flesh reddish orange, thick and of musky flavor.

Long Yellow Cantaloupe. Similar to the above except in shape.

WATERMELON

One ounce of seed will plant 50 hills, and 4 to 5 pounds will plant an acre

The directions for the cultivation of Muskmelons will apply in a general way, to the cultivation of Watermelons, but as the latter require a longer season to mature the territory in which they may be grown is somewhat limited. However, by planting extra-early varieties on a sunny slope where the vines will receive full sunlight, it is possible to raise excellent Melons quite far North.

A liberal number of seeds should be planted in each hill, and when the plants are well established they should be thinned out until one or two of the strongest remain in each hill. When extra-large Melons are desired only one vine should be left in each hill and only one or two fruits allowed to mature on each vine.

The hills should be eight feet apart, but if space is limited the hills may be six feet apart and the vines pinched back, according to the directions given for Muskmelons.

Should the vines be attacked by bugs, use plaster, air-slaked lime or "Slug-Shot," sifting it over the plants when they are wet with dew.

Phinney's Early. A valuable variety for use in the North; hardy and a sure cropper. Vines vigorous and productive, fruiting quite early; fruit medium-sized, oblong, smooth, marbled with two shades of green; rind thin; flesh pink, very sweet, tender and crisp.

Cole's Early. This is an extra-early Melon, maturing fully a week or more in advance of any other variety. Melons are oval in form, small in size, handsomely striped with light and dark green. In the earliest varieties the fruits are too small to be of value for shipping to market, but of good quality and desirable for raising for home use, especially where the season is short.

Kleckley's Sweet, or Monte Cristo. The Sweetest of All. The fruit is large, oblong, averaging eighteen to twenty inches in length by ten to twelve inches in diameter, with a dark green skin and having a very thin, brittle rind. The beautiful bright scarlet flesh with its very large solid

heart, the white seeds being placed close to the rind, is crisp, sugary and melting to a remarkable degree, and is entirely free from any stringiness.

Halbert Honey. The best for the home garden. The new Halbert Honey is a rival of the Kleckley Sweet in sweetness, is fully equal in flavor, more regular in form and much more productive. The Melons average eighteen to twenty inches in length by six to eight inches in diameter and are blunt at both stem and blossom end. In color they are deep glossy green. The flesh is a beautiful crimson-lake and extends to within less than half an inch of the rind; is entirely free from any fibrous substance, and is rich, sugary and melting, with a delicious flavor peculiar to itself. The vine is hardy and wonderfully productive and matures its fruit sufficiently early to permit it being grown throughout the Northern States, where a frost does not appear before September 1st.

Watermelon—Continued

Florida Favorite. A very large, long Melon, mottled dark green with stripes of lighter shade. Rind thin but firm; flesh very bright, deep red, very sweet, tender and excellent. A popular variety in the South.

Kolb's Gem. Largely grown in the South for shipment to Northern markets. Round; rind dark green, somewhat marbled with lighter shades.

Mountain Sweet. A large, oval variety; rind green; flesh scarlet and quite solid to the center; very sweet and delicious. This is an old standard sort and one of the best for the home garden.


Vick's Early. A very early variety; rather long in shape, with striped smooth skin. The flesh is bright pink in color and its quality is first-class.

Round Light Icing. Fruit medium-sized, round, very light green or white, mottled with slightly darker green. Flesh bright, light red, very sweet and tender. By many this is considered the best of all Melons.

Hungarian Honey. This is a very hardy variety, producing an abundance of small to medium-sized fruits of the finest quality, which keep for a considerable time after ripening. It is one of the finest for home use and near-by market. The small fruits are perfectly round, and average very even in size. Color dark green with faint watered markings of a deeper coloring. Rind very thin, but skin tough. Flesh bright red, with rich, honeysweet flavor.

Black Spanish. Large, nearly round; very dark green; flesh fine-grained, very sweet and juicy; good keeper.

Burpee's White Gem. Of superior hardiness, excellent keeping qualities, and rich, sweet flavor. The Melons are round or ball-shaped, of small size, with creamy white skin and occasional watered markings of a pale green. Skin hard



KOLB'S GEM WATERMELON

and tough, but rind very thin. Flesh bright red, with broad, solid heart, and small seeds placed near the rind. The hard, tough skin makes the fruits keep for a long time after ripening. This variety is especially adapted for growing in the Northern States and in cool locations.

Red Seed Citron. Round and handsome. For preserving only.

Green Seed Citron. Round and very handsome. For preserving only.

MUSHROOM SPAWN


Our stock of Mushroom Spawn is strictly pure and fresh. We are the agents for "Pure Culture" Spawn.

"Pure Culture Spawn," produced under the new selective method, recently discovered, the only method which makes possible the segregation of varieties, is received absolutely fresh at frequent intervals from the manufacturer. This spawn will produce Mushrooms of a specific variety selected with special reference to their size, color and prolificness, to the exclusion of other and inferior fungi. It absolutely eliminates all danger of raising poisonous Mushrooms. We keep on hand the cream white variety, which is hardy and very prolific; but can supply the brown and pure white varieties, if desired. Each brick weighs from 1¼ to 1-3 lbs., and will spawn 10 square feet of beds. Bricks are of two kinds, standard and direct. Standard bricks are inoculated from a pure culture transfer; direct bricks are inoculated directly from the original laboratory culture, they are positively the most vigorous spawn in the market. Sold by the brick.

If you are interested in Mushroom Growing send for our publication "Mushroom Culture and Pure Culture Spawn." Contains 43 pages including color plate, and was especially designed to meet the requirements of the commercial growers. It is the most practical treatise now published on the subject. Price 15 cents per copy, postpaid, or free with each order of five bricks of "Pure Culture" Spawn.

The best results are obtained by the use of our superior Mushroom Spawn, which is largely used by the most successful growers. Full and explicit instructions for growing Mushrooms are sent by us free with all orders for Spawn. Everyone who has a cellar or outside buildings not in use should, by all means, grow this most delicious esculent, considered by most people a luxury.

Pure Culture Spawn. This is an American make of Spawn, the method having been discovered by a scientist in 1903. It produces Mushrooms of excellent quality and large size, this being due to the fact that the Spawn is obtained by a process of "grafting," only large and vigorous specimens of Mushrooms being used for this purpose.



MUSHROOMS GROWN FROM PURE CULTURE SPAWN

MUSTARD

The fresh young leaves of this vegetable are extensively used for salad or for boiling as "greens" during the Summer and early Winter months.

There should be two main sowings of seed, the first (made early in the Spring), for the Summer supply, and the second (made early in August), for the Fall supply. The latter plants are the best, as they are larger, have more abundant foliage and do not run to seed so soon as do the early plants.

The seed should be sown thickly in drills one foot apart, and the plants should be often watered during dry weather. For a succession, the seed should be sown every two weeks.

Black or Brown. This is the common small-leaved English variety, quite hardy, but runs quickly to seed, and has only a moderate amount of small foliage. Crisp, pungent flavor.

White. This is quite similar to the Black or Brown in growth, but with rather more abundant foliage. This variety, however, is mainly grown for the fine, large golden yellow or white seeds, these being much larger and of a distinct color from the seeds of other varieties. It is the seed of this variety which is so largely used for flavoring. We can furnish this variety in very large quantities.

OKRA, OR GUMBO

One ounce of seed will plant about 100 hills

This vegetable is extensively grown in the South for the pods, which are used during the Summer or strung on threads and hung in a cool, dry place for use during the Winter.

The seed should be sown thinly, when all danger from frost is passed, in rows of light, rich soil, the rows being from two to three feet apart. When the plants are well started they should be thinned out until they stand from twelve to eighteen inches apart.

The seed does not germinate with much certainty, and two or three plantings may be necessary, but when plants are once established they make a thrifty growth and will do well with little or no care.

The pods should be gathered as soon as they are large enough for use, for then they are young and tender, and, moreover, the plants will produce more freely if the pods are not allowed to remain on the plant.

Dwarf Prolific. Plants of dwarf, stocky growth, wonderfully prolific, and mature pods ready for use ten days to two weeks earlier than the tall varieties.

White Velvet. Of tall growth, with long, slender pods, which are perfectly round, smooth, and of a velvety white coloring, superior in flavor and tenderness.



OKRA.

ONION

One ounce of seed will plant a row about 100 feet long, and 5 pounds will plant an acre

The Soil. A crop of Onions can be grown on any soil which will produce a full crop of corn, but on a stiff clay, very light sand or gravel, or on some muck or swamp lands, neither a large nor a very profitable crop can be grown. We prefer a rich loam with a slight mixture of clay. This is much better if it has been cultivated with hoed crops, kept clean from weeds and well manured for two years previous, because if a sufficient quantity of manure to raise an ordinary soil to a proper degree of fertility is applied at once, it is likely to make the Onions soft. The same result will follow if we sow on rank, mucky ground or on that which is too wet.

Manuring. There is no crop in which a liberal use of manure is more essential than in this, and it should be of the best quality, well fermented and shoveled over at least twice during the previous Summer to kill weed seeds. If rank, fresh manure is used, it is liable to result in soft bulbs with many scallions. Of the commercial manures, any of the high-grade, complete fertilizers are good for ordinary soils and even very rich soils are frequently greatly benefited by fine ground bone and mucky ones by a liberal dressing of wood ashes.

Preparation. Remove all refuse of previous crops in time to complete the work before the ground freezes up, and spread the composted manure evenly at the rate of about fifty cartloads to the acre. This should first be cultivated in and then the ground plowed a moderate depth, taking a narrow furrow in order to thoroughly mix the manure with the soil. Carefully avoid tramping on the ground during the Winter. Cultivate or thoroughly stir the soil with a deep working cultivator or harrow as early in the Spring as it can be worked, and then in the opposite direction with a light one, after which the entire surface should be made fine and level with a smoothing harrow, or hand rakes. It is impossible to cultivate the crop economically unless the rows are perfectly straight; to secure this, stretch a line along one side, fourteen feet from the edge, and make distinct mark along it; then, having made a wooden marker, something like a giant rake with five teeth about a foot long and standing fourteen inches apart, make four more marks by carefully drawing it with the outside tooth in, and the head at right angles to the perfectly straight mark made by the line. Continue to work around this line until on the third passage of the marker you reach the side of the field where you began; measure fifteen feet two inches from the last row, stretch the line again and mark around in the same way. This is better than to stretch a line along one side, as it is impossible to prevent the rows gradually becoming crooked, and by this plan we straighten them after every third passage of the marker.

Sowing the Seed. This should be done as soon as the ground can be gotten ready, and can be done best by a hand seed drill. This should be carefully adjusted to sow the desired quantity of seed about one-half inch deep. The quantity needed will vary with the soil, the seed used, and the kind of Onions desired. Thin seeding gives much larger Onions. Four or five pounds per acre is the usual quantity needed to grow large Onions. We use a drill with a roller attached; if the drill has none, the ground should be well rolled with a light hand roller immediately after the seed is planted.

Cultivation. Give the Onions the first hoeing, just skimming the ground between the rows, as soon as they can be seen in the row. Hoe again in a few days, this time close up to the plants, after which weeding must be begun. This operation requires to be carefully and thoroughly done. The weeder must work on his knees astride the row, stirring the earth around the plants, in order to destroy any weeds that have just started. At this weeding or the next, according to size of the plants, the rows should be thinned, leaving from eight to twelve plants to the foot. In ten days or two weeks they will require another hoeing and weeding similar to the last, and two weeks later give them still another hoeing, and if necessary, another weeding. If the work has been thoroughly done at the proper time, the crop will not require further care until ready to gather.

Gathering. As soon as the tops die and fall, the bulbs should be gathered into windrows. If the weather is fine they will need no attention while curing, but if it is not they will need to be stirred by simply moving them slightly along the row. Cut off the tops when perfectly dry, about half an inch from the bulb, and then after a few days of bright weather the Onions will be fit to store for the Winter.

Onions—Continued

It will not do to store Onions in large piles or masses, particularly in warm weather, or if they are the least moist; but if perfectly dry when gathered and they are spread not to exceed two feet in depth, they can be kept in fine condition till Spring. Any arrangement will answer that will keep them dry and at a uniform temperature of about 32 degrees F., or they may be kept frozen, care being taken not to disturb them. They should be thawed gradually. Repeated freezing and thawing will spoil them.

YELLOW VARIETIES

Gordinier's Yellow Globe Danvers. Selected. **New England-grown seed.** We make a specialty of this variety and grow our own seed from as fine and perfect a selection as possible, thereby producing a strain that for uniform shape, heavy cropping and superior keeping qualities cannot be equaled. It is of the true Buxton type, large in size, very thick bulb, slightly convex bottom, full oval top, with small neck and rich brownish yellow skin. Seed from this type is practically sure to bottom well, more so than from the true globe type, which are more liable to run into large necks. A beautiful golden color; bulb of medium size; quite early; bottom nearly flat; oval top with small neck; very prolific and a first-class keeper and shipper.

Michigan, or Ohio Yellow Globe. This fine strain is especially adapted to the rich black Onion soils, where it produces very profitable crops of fine, large, globe-shaped bulbs. These average rather larger than the Yellow Globe Danvers, but do not equal in size the bulbs produced by the Southport Yellow Globe. The Onions are of a true globe shape, uniformly thin-necked and slightly flattened at the base, the largest diameter being a little below the center of the bulb. This form insures the largest yield of bulbs on a given area. In color the bulbs are of a rich orange-yellow, rather darker in shade than the Globe Danvers, and have excellent keeping qualities, enabling the grower to hold the Onions in finest condition for a favorable market.

Southport Yellow Globe. Like the White Globe, except in color; more perfect globe shape than the Danvers, not so early, heavy cropper. Large size, good keeper.

Prizetaker. This is a most profitable variety to grow for early Fall market, the bulbs being fully three times as large as those of the Globe Danvers, under ordinary cultivation, while under especially favorable conditions bulbs have been frequently raised weighing from four pounds to five and one-half pounds each. Growing to such large size, it does not ripen until about four weeks later than the Danvers. While of strong growth, the plants are thin-

necked and bulbs ripen very surely and evenly. The skin is thin, of a bright straw-yellow; the flesh is pure white, crisp, extremely sweet and mild in flavor. Owing to the tender quality of the flesh, these bulbs do not generally keep well after cold weather sets in, and the crop should be marketed as soon after harvesting as possible. Because of its handsome appearance and fine quality, Prizetaker sells readily at a higher price than others.

Large Yellow Dutch, or Strasburg. One of the oldest varieties; bulbs flat, good size; skin yellow, of darker color than the Danvers; flesh white; mild flavor and keeps well.

RED VARIETIES

Large Red Wethersfield. This is the standard variety and favorite Onion in the East, where immense crops are grown for shipment. Large size; deep purplish red; form round; flesh purplish white, moderately fine-grained and stronger flavored than any of the other kinds. Very productive, and one of the best keepers.

Extra-Early Red Globe. A well-flattened but quite deep, extra-early Red Onion, which yields abundantly, keeps well and is of mild flavor. The bulbs are of medium size and deep rich red in color, very close-grained, solid and heavy. This variety will form bulbs in cold, mucky soils, where others frequently fail to ripen. It is recommended especially for the North and Northwest, where the seasons are short and cool. In rich soils it frequently grows almost as large as the Large Red Wethersfield, ripening much earlier.

Southport Red Globe. This variety produces large, perfectly globe-shaped Onions of the same size and handsome form as the two preceding varieties, but the color is an extra rich deep red. It brings the highest prices on the market, and is very profitable. It is also known as Globe Wethersfield, but is not so early nor quite so sure to ripen well in unfavorable seasons as the Extra-Early Red and Large Red Wethersfield, which are of the flattened type. It should not be planted in heavy, wet soil.

BROWN VARIETY


Australian Brown. This Onion has claimed a place in America within recent years, and seems abundantly able to maintain it. It is of medium size and of good quality, very early, rather flattened in shape, of brown color, and wonderfully hard and solid. It begins to form a bulb at an early period of its growth, when only a few inches high, and quickly reaches maturity. Its leading and most valuable feature, aside from appearance and quality, is its long-keeping quality. It will literally keep for a year or more.

ITALIAN ONION SEED

White Queen. Remarkable for its earliness and very mild flavor; it is small and white-skinned. Every family should sow an ounce or two for pickling in jars; a fine table relish.

White Barletta. An extra early small white Onion; similar to White Queen, and makes bulbs about 1¼ to 1½ inches in diameter, in shape flattened on top. It is a good keeper, and as a pickling variety it is unexcelled.

Gordinier's Pickling. This is a uniformly early, small, round, hard, crisp, tender and very handsome variety with an opaque white skin which does not turn green upon exposure to the sun. An excellent sort for use in bunching for pickles or grown larger for cooking.



PRIZETAKER ONIONS

Onions—Continued

WHITE VARIETIES

Southport White Globe. A very handsome, silvery white, and perfectly ball-shaped Onion of large size, commanding the highest prices in the New York markets. Flesh firm, fine-grained, of mild flavor, and an excellent keeper. Its even, regular size, perfectly globular form combined with the clear, silvery whiteness of the thin skin, make it one of the handsomest Onions grown. Owing to its large size, it is later in ripening than the White Portugal or Silverskin, the latter being of flattened form.

White Winter Multiplier. A decided acquisition for an early Onion. We feel confident in offering this to our trade that it is what our gardener friends have been looking for in the shape of a bunch Onion. Sow the seed in the latter part of the Spring; keep cultivated and weeded during the Summer, and in the Fall cover lightly with litter. As soon as the snow is off the ground, rake off the litter and the dead tops, scratching the ground gently, and the Onions will soon show themselves; they will be ready for pulling about the time that ordinary sets are being planted. They do not make much bottom, as they are distinctively a bunch Onion. Very mild and delicate flavored. This Onion can be forced under glass.

White Portugal, or White Silverskin. This is the standard white variety for general culture. It is equally as desirable for the family garden as for market. The bulbs grow to good size, ripening early and quite evenly. It is a good keeper. The flesh is very mild and sweet, the thin skin a clear silvery white, of very handsome appearance if the bulbs are gathered as soon as ripened, and carefully dried under shelter away from the strong sunlight. If left



ONION SETS

in the soil or exposed to the sun when gathered the bulbs take on a greenish tint. When seed is sown at the rate of twenty or twenty-five pounds per acre it makes bulbs of suitable size for pickling, and the pearly whiteness of the skin removes the necessity for peeling or skinning.

ONION SETS

Egyptian or Perennial Tree Onion. In this we have an entirely new variety of Onion. It differs from those raised from seed or sets, from the top Onion, potato Onion or shallot, in the fact that when once set out without the slightest Winter protection it will come up year after year as soon as frosts break ground and grow so rapidly that it is ready for market or home use two or three weeks before any of them. The bottoms divide, making several Onions. The young sets are produced on the top of the stalks.

White Onion Sets. Our stock of these is grown from our choice strain of the Philadelphia White Silverskin. Planted in the Spring, these will produce fine bunch Onions very early, or, if allowed to mature, will ripen an early crop of fine, large, handsome bulbs.

Yellow Onion Sets. Planted early in the Spring, they will mature early in the season, producing bulbs of large size, well ripened and colored.

Top or Button Onions are the little round bulbs growing on top of the stalk, and are planted early in the Spring in shallow, 12-inch drills, about 4 inches apart, slightly covered, and will produce large Onions, maturing much earlier than from the seed. If the large Onions are planted again in the Spring they will produce a number of small bulbs, growing on the top of the stalk, which serve as a substitute for seed in propagation. Weight, 23 pounds per bushel.

Potato Onion Sets. This variety does not produce seed, but increases in the same manner as the White Multiplier. It differs in having rich yellowish brown skin. If quite small bulbs are planted in the Spring they will produce fine, well-ripened bulbs two inches in diameter, of excellent table quality, earlier than other varieties of equal size, while if the larger bulbs are planted and allowed to mature they will develop a large cluster of the small and medium size bulbs or sets.

White Multiplier Onion Sets. If the sets are planted out either in the Fall or very early in Spring and allowed to come to maturity, they produce a cluster of small bulbs of the same size as those planted, averaging about an inch in diameter. They mature very early, being ready for use even earlier than the Extra-Early White Queen, and are highly esteemed by those who prefer a small Onion, and also for pickling. If gathered and dried as soon as ripened, the skin is silvery white, and they will keep in excellent condition until late the following Spring. The small bulbs of this variety are also largely planted in the Fall to produce early bunch Onions in the Spring.

Shallots. A small-sized Onion which grows in clumps and is used in its green state for soups, stews, etc. It is largely grown in the South.

Early Orders

We would suggest that you place your orders early, that you may be sure of the varieties you want. Most of our seed is grown for us under contract in Europe, and by January we have received all our stocks. Should we sell out of a variety we never buy in this country, therefore we are always sure of the quality of our stocks, but may run short at any time. **Therefore order early.**

**IF YOU KEEP POULTRY YOU SHOULD HAVE GORDINIER'S
POULTRY CATALOGUE. IT'S FREE**

PARSLEY

One ounce of seed will plant a row about 150 feet long


The Parsley thrives in a deep, rich, mellow soil, very finely pulverized, and, as the seed germinates more readily in cool, moist weather, it should be planted as early in the Spring as possible.

Plant the seed one-half inch deep in rows one foot apart, and when the young plants are well established they must be thinned out until they stand six inches apart.

As the seed is very slow in germinating, often taking four weeks to make its appearance, it is a good plan to soak the seed over night before planting.

Keep the soil well cultivated that no weeds may start, and when the plants are about three inches high they may be cut back to advantage.

The plant is perfectly hardy, but as it runs to seed the second year, fresh plantings should be made each Spring. For Winter use the plants may be covered with leaves held in place with boards and allowed to re-



DWARF EXTRA CURLED PARSLEY

main out of doors, or the roots may be taken up in the Fall and planted in flower pots and cultivated in the house.

The moss-curl'd varieties, being very ornamental in appearance, are extensively used for the edgings of flower beds.

Gordinier's Excelsior Curled. The handsomest, darkest green, finest curled and best flavored Parsley to date. Its wonderful dark green color and exquisite curliness were in remarkable contrast to the older sorts in the same field. The habit is dwarf, considerably more so than Moss Curled, making it most desirable for greenhouse or pot planting indoors and for a neat border in the vegetable garden. The flavor is the very best.

Fern-Leaved. Extremely hardy, and suited for Winter use in cold frames or in the open ground. It is very ornamental, the feathery leaves being of a rich deep green.

Extra Dark Moss Curled. The large leaves are very heavily crimped and curled, being quite moss-like in appearance and of a peculiarly rich, extra dark green coloring. Very productive, and most attractive as a garnish both on account of this deep green coloring and fine mossy appearance. This is a fine plant for the edgings of flower beds, and should be extensively cultivated for this purpose. For a deep border plant the Parsley on the outer edge and Candytuft or Alyssum next.

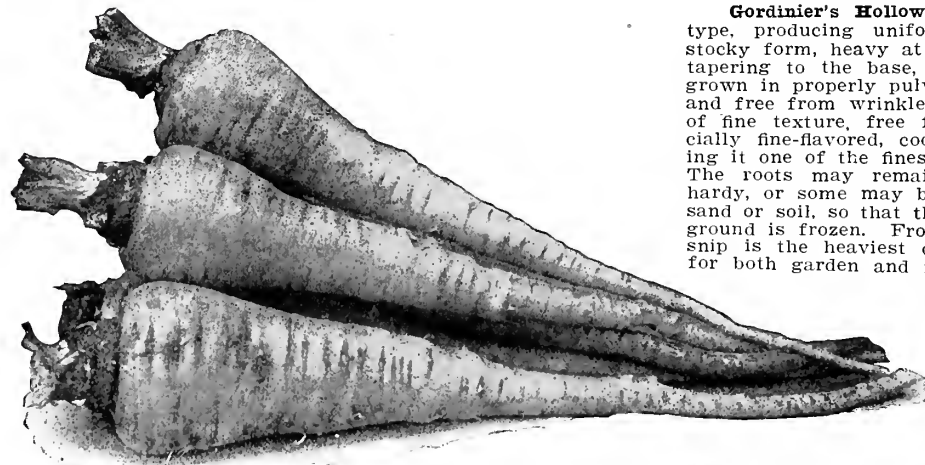


FERN-LEAVED PARSLEY

PARSNIP

One ounce of seed will plant a row 150 feet long, and 4 to 5 lbs. will plant an acre

Sow in rich and very deep soil in drills eighteen inches apart; thin plants to four inches in the rows. To keep them well in the ground in the Winter, cover the tops with a few inches of earth. The roots are entirely hardy and may be left in the ground where they have been growing, all Winter, the flavor and sweetness being improved by freezing. Or a quantity can be dug before the ground freezes and stored in moist earth in a cool cellar for use during the severe Winter months. A few Radish seeds should be mixed with the Parsnip seeds. The former will mark the row for the Parsnips, which are very slow to germinate.



GORDINIER'S HOLLOW CROWN PARSNIP

Gordinier's Hollow Crown. This is a highly improved type, producing uniformly large and handsome roots of stocky form, heavy at the shoulder, well-rounded, gradually tapering to the base, so that they are easily dug, and if grown in properly pulverized soil, the roots will be smooth and free from wrinkles and side roots. The flesh is white, of fine texture, free from core and stringiness, and especially fine-flavored, cooking tender, sweet and rich, rendering it one of the finest of table vegetables for Winter use. The roots may remain in the ground all Winter, being hardy, or some may be dug late in the Fall and stored in sand or soil, so that they may be gotten at easily when the ground is frozen. Frost improves their quality. This Parsnip is the heaviest cropper of all and we recommend it for both garden and field culture.

Guernsey. An imported strain, which has given general satisfaction. Roots do not grow so long as Hollow Crown, but are of greater diameter and more easily gathered; excellent quality.

Large Smooth White. Smooth, long white roots, excellent for stock or table use, being tender, nutritious and well flavored.

PEAS

One quart of seed will plant a row 125 feet long; 1 to 2 bushels of seed will plant an acre of drills and 2 to 3 bushels will plant an acre broadcast

Peas are considered to be one of the principal and most desirable of our garden vegetables. The special attention given of late to the expert cultivation of Peas has resulted in the production of many excellent varieties, and in making a selection for planting care should be exercised in order to include not only the best, but such varieties as will mature in succession.

Peas require a light, dry, moderately rich soil, and, as frost is not so fatal to Peas as to Beans, the seed can be planted much earlier. The soil, planting and cultivation are practically the same for Peas as for Beans, but the former do not come up with quite so much certainty and the vines seem to suffer more from disease.

The extra-early varieties of Peas should be planted as soon as the ground can be worked into a fine, loose condition, and plantings for succession can be made at intervals of twelve days.

The general crop should be planted comparatively early and such varieties selected as will follow one another to maturity.

The seed should be planted about three inches deep, in rows that are from four to six feet apart, the space between the rows depending upon the habit of growth of the varieties under cultivation. The dwarf varieties of bushy growth may be planted in rows that are quite close together, and, indeed, these varieties are the best for the home garden. They are almost as productive as the tall sorts, require no support, and are very easily cultivated during growth.

EXTRA EARLY VARIETIES

(ALL MY PEAS ARE NORTHERN GROWN.)

Varieties marked with an asterisk (*) are wrinkled.

Earliest of All. Height two and one-half feet. Resembles the Alaska in manner of growth, but is more inclined to sport. Seed similar to Alaska.

True Alaska. Height two and one-half feet. The best extra-early smooth Pea. Pods dark green. Seed round, blue and slightly pitted. Good bearer. Very desirable for market-gardeners.

***Gordinier's Large Podded Alaska.** This is one of the best of the many new sorts. It comes in just after Gradus, which it decidedly excels as a cropper and in length of pods. In some of these we counted nine Peas, which, as every gardener knows, is very rare among American-grown varieties. The Peas are blue-green in color, sweet, tender, and of a rich flavor. Vine about



GORDINIER'S LARGE PODDED ALASKA



THOMAS LAXTON PEA

3 feet in height. Its splendid cropping qualities and the extra size of the pods will please everybody.

Philadelphia Extra-Early. Height two and one-half feet. A standard extra-early variety in Philadelphia markets, and also grown extensively in the South for an early Pea. Seed round, smooth and light cream-colored.

First and Best. Height from two and one-half to three feet. A very profitable extra-early variety, as it matures evenly and the Peas can be gathered at about one picking. Vines vigorous and hardy, unbranched, bearing from three to seven straight, well-filled pods.

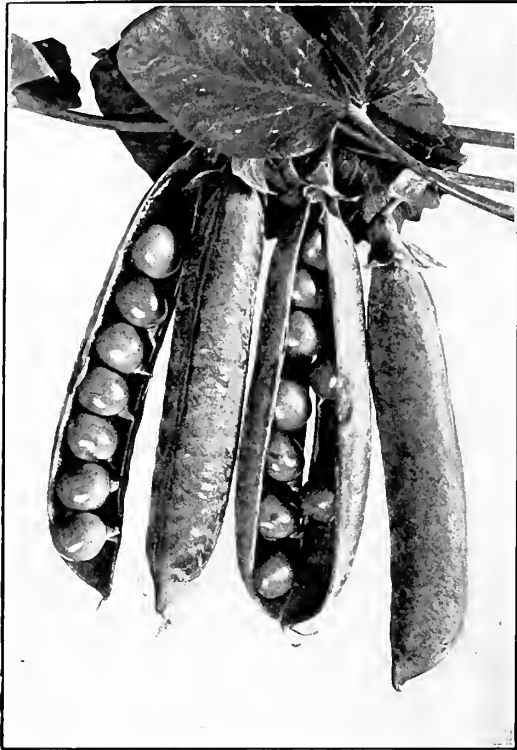
***Gradus, or Prosperity.** Height two and one-half feet. One of the earliest large-growing wrinkled Peas; vine is vigorous and the foliage is large and thrifty, resembling the Telephone in appearance. Pods are very abundant and large, and are well filled, containing from six to ten large Peas, which are very sweet, tender and delicious. A good Pea to follow either Nott's Excelsior or Perfection.

***Prince Edward.** Height two and one-half feet. A new and valuable Pea, introduced by us from England. In earliness, it has been found by comparative tests to be but a few days later than Nott's Perfection, while the pods and Peas are nearly twice the size of that variety. It has a vigorous vine and is a heavy cropper. In quality it excels either Perfection or Gradus. Our stock of this Pea is limited so far this season that we can offer it only in packets.

***Thomas Laxton.** This new Pea outranks all other extra-early wrinkled sorts in hardiness and productiveness. It was obtained by crossing the Gradus with a very early seedling of the Earliest of All type. It has all the delicious sweetness of the Gradus, and comes into use fully as early as any of the Extra Earlys. In addition, it is of stronger constitution than the Gradus, is hardier, and therefore can be planted earlier. It is more prolific, the yield of Peas to the quantity of pods gathered being quite phenomenal. The pods are large and shapely, of a rich dark green color, and filled from end to end with seven to eight very large white-seeded, wrinkled sugar Peas, the flavor of which is unsurpassed by any other Pea in cultivation. The vines are strong and hardy and from three to three and one-half feet in height.

***Sutton's Excelsior.** This Pea is an innovation among first early dwarf wrinkled Peas; the pods are larger and broader than the usual dwarf Peas, are square at the ends and are light green in color. The vines grow eighteen inches high, are very hardy, permitting early planting, and are very heavy bearers. On account of its hardiness and its good-sized pods of excellent quality, many prefer it to the large-podded but tender Gradus. Season two days later than Nott's Excelsior.

Peas—Continued



GRADUS PEAS

***Bliss' American Wonder.** Height ten to fifteen inches. Habit dwarf, robust, very early. Pods of fair size, well-filled, containing from five to seven fine-flavored Peas. A good variety for kitchen gardens. Peas medium-sized, pale green, wrinkled and flattened.

***Improved Alpha.** A tall-growing, wrinkled Pea almost as early as American Wonder. Vines three to four feet high, slender, mostly unbranched and bearing four to six medium-sized, slightly curved pods, each containing four to eight green, medium-sized Peas which are exceedingly sweet and tender. We offer a very superior strain of this variety and recommend Improved Alpha as the sweetest extra-early sort.

***McLean's Little Gem.** Height ten to fifteen inches. Very early, stocky grower. Matures in fifty-four days. Pods straight and well-filled. Considering the size of the vines, it is a good yielder and an old favorite. Peas medium green in color, very wrinkled, and of fine flavor.

***Nott's Excelsior.** New. Height eighteen inches. A cross between American Wonder and Premium Gem. Being more uniform in production and earlier than either of the parent stocks, it is much more desirable, as the Peas have the same tender quality and delicate flavor, while the pods are larger and literally packed, containing from seven to nine delicious Peas. Seed green, wrinkled and very square at the ends.

SECOND EARLY VARIETIES

***Horsford's Market-Garden.** Height two feet. Hardy, uniform in habit of growth and about ten days later than the Premium Gem. Pods produced in pairs in great profusion, but not as well filled as Premium Gem or Advancer. Used extensively by canners to succeed the Advancer. Seed green and very much wrinkled.

***Carter's Improved Stratagem.** Height two feet. Habit vigorous, very stocky, and vines often branch just under the soil. Heavy bearer, often twenty pods to the vine. Leaves very broad and light green. Pods large and well filled. Seed green, of fair size and wrinkled.

***Abundance.** Pods containing 6 to 8 large wrinkled Peas. It ripens about one week after the earliest kinds. A feature of this variety is its remarkable tendency to branch out at the roots, and for this reason the seed should be planted thinly; height, 1½ feet.

***McLean's Advancer.** Height two feet. Vigorous grower. Pods well filled, and growing near top of vine are easily gathered. Popular with canners. Seed green, very much wrinkled. One week later than Premium Gem.

***Telegraph, or Long Island Mammoth.** Stronger growing and hardier vine with darker foliage than the Telephone; green Peas very large, sweet and when dry almost smooth. A splendid sort for both the home and market-garden; will give good returns even under conditions that would cause most varieties to fail.


***Bliss' Everbearing.** Height two feet. Vigorous and branching, rather late. Pods large and well-filled with immense luscious Peas. A good continuous bearer. Seed light green, wrinkled, flattened.

***Yorkshire Hero.** A most popular and extremely productive second-early variety growing two and one-half feet in height. The haulm or vine is close-jointed and thickly hung with round, well-filled pods three inches in length. When grown on brush the pods hang well out from the vines and are easily gathered. Peas are of good size, tender, and very sweet flavor. It is not only an excellent second-early for the home garden, but from its short, stocky growth and great productiveness, is also one of the most profitable varieties to plant in the field for market. It comes in shortly after the first Earlies and is very much more productive—the larger well-filled pods making "baskets" very quickly.

***Carter's Daisy, or Dwarf Telephone.** This is a dwarf variety, bearing large, handsome pods like Telephone, but without long vines and grows more dwarf than Stratagem. It is of dwarf stocky habit, healthy, vigorous growth, and very productive. In season, medium, from 5 to 7 days earlier than Stratagem. The pods are long frequently measuring 5 inches in length, broad, rounded or curved at the end, remarkably well-filled; color pale-green, thick and of good lasting quality; height, 18 inches.

LATE VARIETIES FOR GENERAL CROP

***Dwarf Champion.** This is a comparatively new green wrinkled Pea and wherever known is proving a popular main crop sort for the market or home garden. The vine is only about three feet high, vigorous, hardy, and unusually productive. Pods fully four inches long, broad, handsome and very well filled with large Peas which are tender and unsurpassed in quality.



AMERICAN WONDER PEAS

Peas, Late Varieties—Continued



DUKE OF ALBANY PEA

***Champion of England.** Height four to five feet. One of the richest, best flavored and most productive Peas known. A standard late variety for market-gardeners and private use. Seed whitish-green, medium-sized and much wrinkled.

***The Alderman.** Similar in growth and appearance to the Boston Unrivaled, the pods being ready for use about five days later. It is one of the finest of the large-podded Summer varieties. Pods frequently measure nearly six inches in length and contain from eight to nine very large Peas of superior flavor. This comparatively new Pea is in many

respects the very best early main crop variety of the valuable Telephone type. The vines grow nearly five feet high, are dark green, vigorous and exceedingly productive. Pods very large, long, dark green, similar to Duke of Albany and about the same in season. The peas are of largest size and unsurpassed in quality. Market-gardeners are demanding the large podded, dark colored sorts which retain their fine appearance even after shipping a long distance. The Alderman answers these requirements and furthermore is the most productive variety of this class. We recommend it unreservedly.

***Carter's Telephone.** Height three and one-half feet. Vines and leaves large and coarse. Pods light green, nearly straight, growing singly and well-filled with large, tender, sweet Peas. The fine appearance and quality of this Pea have made it a great favorite with market-gardeners. Some strains of this Pea are badly mixed and of inferior quality, but our stock is grown from carefully selected seed and will be found true to name. Seed light green and very much wrinkled.

Large White Marrowfat. Height about five feet. Cultivated very extensively for the Summer crop. Vines of strong growth. Pods large, cylindrical, rough, light colored and well-filled; seeds large, smooth, round and yellow or white, according to the soil in which they are grown. It is excellent for Summer use, but inferior in quality to most of the newer sorts, although undoubtedly one of the most productive of the garden varieties.

***Duke of Albany.** A remarkably hardy and vigorous variety, producing in great profusion its large pods, which are well filled with large and delicious Peas. A valuable main crop sort. It is a tall grower, of branching habit, and should be sown thinly.

Large Black-Eyed Marrowfat. Height about five feet. An excellent variety; pods large; a prolific bearer and can be recommended as one of the best Marrowfat sorts.

EDIBLE PODDED SORTS OF PEAS

Melting Sugar. There is a class of Peas little known in this country, but much used abroad, in which the large, sweet, brittle and succulent pods have none of the tough inner lining found in the ordinary varieties of garden Peas; they are used in the same way as snap or string beans. The best of these edible podded sorts is the Melting Sugar, and our strain is exceptionally fine. The pods are very large, extremely tender, fine flavored, and are borne in great abundance on vines four to five feet high. Owing to limited space we do not catalogue all the varieties of Peas we carry in stock.

PUMPKIN

One ounce of seed will plant about 40 hills, and 4 to 5 pounds will plant an acre

Plant in good soil when the ground has become warm, in hills eight or ten feet apart each way, or, as the general practice is, with Corn, in about every fourth hill. Hoe frequently until well started, but do not disturb the vines after they have well started to run. When leaves have been cut down by early frosts the Pumpkins should be gathered and stored in a warm, dry place, which is out of danger of freezing, but well ventilated. Cut them from the vine with a portion of stem attached, and handle carefully to avoid bruising; if bruised, they will not keep for any length of time.


Winter Queen, or Winter Luxury. This is an improvement on the old well-liked Sugar Pumpkin, and is admitted by all who have grown it to be one of the very best pie Pumpkins. Its size is about nine or ten inches in diameter. In color a beautiful deep orange-yellow, with a very close netting, almost as russeted as a Potato. It is a good winter keeper.

Pie Pumpkin, "Calhoun." It is medium in size, extraordinarily heavy and solid, very productive and of excellent quality. The outside is a cream color, while the flesh, which is very thick and fine grained, is a salmon-yellow and of superior quality. It is undoubtedly one of the best for pies.

Large Cheese. Fine for pies; an excellent keeper. Of large size; shape flat, like a cheese box; very productive; flesh yellow, sweet, fine grained and rich flavored. One of the very best for family use and for market. It keeps well into the Winter. Is also grown in quantity for stock feed.

Gordinier's Large Sweet, or King of Mammoth. This Pumpkin has been for a number of years a first prize winner at the Illinois State Fair, held at Springfield, the center of Pumpkin growing. It is very prolific and large. Specimens often weigh as high as seventy-five pounds; average weight twenty to forty pounds. The skin is light yellow color. The larger specimens are almost always warted. Flesh is extremely sweet, of a deep orange color. It is a splendid pie maker and is one of the very best for stock feeding.

Connecticut Field. The best for planting with Corn for stock purposes.



GORDINIER'S KING OF MAMMOTH PUMPKIN

PEPPER

One ounce of seed will produce 1,500 plants

The small-fruited Peppers are grown for their hot, pungent flavor, and largely used as a condiment in soups, stews and relishes. The larger-fruited, milder-flavored sorts are more popular in the Northern States, where they are grown both for home use and market. As a rule, the large-fruited sorts are quite mild in flavor. Start in a cold frame or hotbed. Transplant twice, the last time into rows eighteen inches apart, having the plants one foot apart in the rows. Peppers require plenty of good, rich manure and warm soil.

New Neapolitan. The strong, vigorous plants grow two feet high by eighteen inches across; they are completely laden with large, handsome fruits and bear continuously until frost. Single plants carry from thirty-five to fifty marketable fruits at one time! The Peppers grow upright until they become so heavy that their own weight turns them down. The skin and flesh are bright red; they are thick meated, sweet and "mild as an apple"; they carry well and keep in prime condition a long time. So unusually productive is this variety that twelve plants will furnish an ample supply for a family throughout the season. For market-gardeners and pickling establishments this new large-early Pepper is of incalculable value.

and thickly set with enormous fruits—some four to six inches long by three to four inches thick. When ripe they are of a beautiful bright, glossy ruby-red color, and are always remarkably mild and very pleasant to the taste, if not grown too close to the hot varieties. They can even be sliced and eaten with salt and vinegar (like tomatoes or cucumbers), and are most appetizing. Each plant produces from six to twelve handsome fruits of the brightest ruby-red.

Red Chili. This is slightly larger in growth than the Red Cluster, with larger fruits, three inches in length and one-half inch in diameter. Bright red, very hot and fiery. Ripens early.


Procopp's Giant. A mammoth brilliant red Pepper; average length six to eight inches; sometimes nine inches. Not as large in diameter as Ruby King. Flesh very thick. Flavor crisp and pleasant. A favorite.

New "Chinese Giant" Red Pepper. Double the size of Ruby King, this is the largest and finest mild Red Pepper. Truckers planting for market will find "Chinese Giant" the most profitable variety they ever handled. Not only is it early in ripening and immensely productive for so large a Pepper, but its enormous size will cause it to sell most readily. The plants are vigorous in growth, but of stocky habit, seldom more than two feet in height. They are well branched and thickly set with enormous fruits, which appear to hang in clusters—so many being set on the comparatively small plants. Frequently half a dozen fruits will touch each other, as if in a single bunch; the strong growth of the plants and abundant foliage enable them to mature the large number of fruits nearly as early as the popular Ruby King. The monstrous fruits are of thick, blocky form, and of most brilliant glossy scarlet. They grow four to five inches broad at the top and are of equal length, divided into four or more large ridges; when ripe they are indented at the blossom end. The first fruits set in a cluster of three to five at base of the plant, and are generally longer than those setting later on the upper branches, although the latter fruits are equally as broad. All are uniformly of most "enormous" size. The flesh is extremely mild—as sweet as an apple—and unusually thick; it makes an excellent salad sliced and served like tomatoes.

New Ohio Crimson Pepper. The sweetest, biggest and best of all. This grand Pepper was introduced by us in 1906, and has already established itself in popular favor. Habit of growth robust and stocky, with no tendency to grow an immense plant with little or no fruit. The fruit is fully as large as Chinese Giant; in shape not quite so blocky, yet not so long as Ruby King. In weight Ohio Crimson is much heavier than a Ruby King of same size. In flavor it is the mildest we have ever known, as the flesh, and even the seeds, may be eaten from the hand without any of the fiery sensation. Growers tell us they have no difficulty in selling all they can grow, customers preferring it to all others for making mangoes. Ohio Crimson has been thoroughly fixed in type for several years. Our seed is saved from fine, large specimens.

Golden Queen. To say that this Pepper is a yellow Ruby King is the highest praise that can be bestowed upon it. Golden Queen is the best of all yellow Peppers. It is always large and sometimes remarkably so, specimens reaching six to ten inches in length and four to five inches in diameter. A single plant sometimes carries twenty large Peppers at the same time. The flavor is mild and pleasant, and it may be eaten raw. It is unexcelled for stuffing. Its size and appearance always command good prices for it.

Tabasco. Excessively hot in flavor. A small Pepper about one inch long, borne in profusion on the large plant or bush. Tabasco sauce is everywhere known as a flavor for soups, oysters, etc. It is extremely fiery and pungent.



CHINESE GIANT PEPPER

Golden Neapolitan. This is exactly the same as the New Neapolitan Pepper, described above, but is of a beautiful golden-yellow color when ripe.

Improved Large Bell, or Bull Nose. This has long been the standard sweet-flavored scarlet sort, largely grown for market and home use. Plant two feet in height, quite prolific, and early ripening. Pendent, scarlet fruits two to three inches in length and two inches in diameter at the shoulder. Of sweet, mild flavor, this is next best to Ruby King.

Sweet Mountain, or Mammoth. Strong grower, very productive and of excellent quality. When young, fruit is of deep green color, without any shade of purple. Ripe Peppers are a beautiful red; flesh thick, sweet and mild.

Gordinier's Mammoth Ruby King Pepper. Our mammoth Ruby King Pepper is one of the largest and finest mild red Peppers in cultivation. Not only is it very productive for so large a Pepper, but its splendid size and handsome appearance make it sell most readily in any market, and for the kitchen-garden it is a special feature. The plants are vigorous, stocky and dwarf; very bushy, growing not over two feet in height. They are well branched,

ASK FOR GORDINIER'S BIG IMPLEMENT CATALOGUE
IT'S FREE

Radishes—Continued

LONG VARIETIES

New Chartier. Crimson at top, pink at the middle, bottom white; very crisp and tender; mild, pleasant flavor. Grows to a good size.

Wood's Early Frame. Shape and color similar to Long Scarlet; fully ten days earlier; top small; desirable for forcing.

White Vienna. One of the finest of long white Radishes; snow-white, brittle and crisp; beautiful shape and rapid growth.

Early Long Scarlet Short Top. The finest strain of this most popular Radish. The long, slender, handsomely colored roots are most attractive in appearance. They are ready in about twenty-five days; crisp, brittle, and of choicest quality. They reach a length of five to six inches, growing half out of the ground.

White Strasburg. Large, white, showy, half-long variety; matures quickly.

Long Cardinal. This is similar in growth and season to the Chartiers, of equally large size, fine quality, but the rosy carmine coloring is replaced by a bright deep scarlet. The crisp, tender Radishes grow quickly and are most attractive when bunched for market.

Gordinier's White Icicle. The finest and longest of the very early pure white varieties. Planted in Spring the Radishes are ready for use in twenty to twenty-five days; their long slender form and pure paper-white skin are most attractive when bunched for market. This Radish is not only crisp and tender when young, but retains these qualities until the roots attain large size, so that it will remain in fine condition longer than any other first-early variety. It is excellently adapted for



VICTORIA RHUBARB

Victoria Rhubarb. Fine roots of Rhubarb for setting out can be grown easily from seed in a single season, and this is much the cheapest way to secure a stock of plants. The seed should be sown in a shallow drill, using one ounce to one hundred and twenty-five feet of drill. When well started, thin to stand ten to twelve inches apart. They should be kept well cultivated. In the Fall or early Spring they can be transplanted to a permanent bed, standing three feet apart in the rows, and with rows from four to six feet apart. The stalks should not be gathered until plants have had a full season's growth. Manure the bed every Fall.

Myatt's Victoria. The finest market variety, producing large, thick, heavy stalks in rich soil.

Rhubarb Roots. We can also supply young roots of our superb strain of above variety, which if planted in good soil early in the Spring will make a strong growth and yield stalks for market the following Spring.

RHUBARB

One ounce of seed will plant a row about 125 feet long

SALSIFY, OR VEGETABLE OYSTER

One ounce of seed will plant a row 50 feet long

The seed should be planted one inch deep in drills fifteen inches apart, and when the plants are large enough they must be either thinned out or transplanted until they stand six inches apart in the rows. Cultivate the same as for Carrots and Parsnips. A part of the crop may be left in the ground until Spring, when it will be found fresh and plump.

Mammoth Sandwich Island. Larger than the ordinary white, tender and delicious. Invaluable for the market-gardener. This is the variety usually cultivated.

Long White. The standard variety with white roots, three-fourths of an inch in diameter at shoulder and tapering to a length of eight to ten inches.

SPINACH

One ounce of seed will plant a row 100 feet long, and 10 to 12 pounds will plant an acre

Spinach is largely grown and highly esteemed as a boiling "greens" during the Winter and Spring months. It is of easiest culture and should be more largely grown in the home garden. Seed may be planted as early in the Spring as the soil can be dug in a proper condition, and for the garden we would recommend sowing thinly in drills twelve inches apart to admit of frequent cultivation. By choosing the best heat-resisting kinds and making plantings in succession, a supply of fine, tender leaves may be had throughout the season, excepting in localities where the Summers are very hot and dry. When sowing Spinach broadcast in the Fall for Winter and Spring, thirty pounds of seed per acre is required, which should be broadcasted on the freshly prepared ground and lightly harrowed in. When the "greens" are wanted for market the plant is cut just below the surface and shipped in barrels.

Long-Standing Thick-Leaved. Fine market sort. Leaves large and thick, and somewhat crumpled. Not liable to run to seed.

New Zealand. This is not a Spinach of the ordinary type, but a plant of branching growth, eighteen inches in height. The stems and leaves are soft, thick, fleshy, and of a glaucous or crystalline appearance. Started early in the Spring, the plants will resist heat and drought, making a strong growth during the hottest Summer months. The young branches and leaves can be gathered at any time and prepared like Spinach, which they greatly resemble in flavor. Sow thinly in drills fifteen to twenty inches apart early in May.



GIANT THICK-LEAVED SPINACH

forcing purposes or successive sowing in the open ground, and gives a continuous supply of tender crisp Radishes throughout the season.

WINTER VARIETIES

Winter Radishes are not appreciated and grown by Americans as much as their merit warrants. They are easily grown, have few insect enemies and can be easily preserved through the Winter, and there is no vegetable which furnishes a more acceptable relish. While quick growth is not so essential for these as for the earlier sorts, they do best on a rich soil which has been made as fine and friable as possible. Sow late in Spring or during the Summer in rows two feet apart and thin the plants about four to the foot. They may be pulled as wanted through the Fall, and on the approach of severe freezing weather should be harvested, part packed in damp sand and stored in a cool cellar or other easily accessible, cool place for Winter use and the balance buried in the ground as one would bury Potatoes for Spring use.


Rose China. Excellent Winter sort, nearly cylindrical in shape. Skin rose colored; flesh white, very pungent.

Celestial. A comparatively new variety which is popular wherever known. The root is long, cylindrical, with beautiful white skin and flesh, so white as to attract attention, even among the other white varieties. The flesh is tender and of good quality.

Long Black Spanish. Large; skin black; flesh firm and white. good sort.

Round Black Spanish. Round and firm; flesh white and fine-flavored, but strong; excellent keeper.

White Chinese. A mammoth white variety; grows about one foot long and two or three inches through, tapering from shoulder to tip. Flesh crisp and tender; good keeper.



SALSIFY

Spinach—Continued

Giant Thick-Leaved. The best sort for market-gardeners; produces a very large, thick leaf and stands a long time before running to seed.

Prickly. Exceedingly hardy and productive; adapted to Fall sowing.

Bloomsdale Savoy-Leaved. Valuable variety, with much wrinkled leaves; very hardy and prolific.

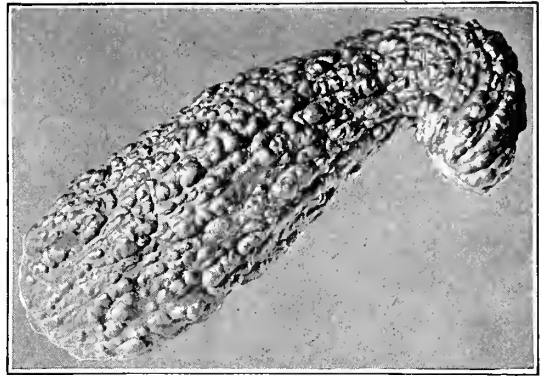
Victoria. This variety is an acquisition to the list of Spinach; it matures later than the other varieties, but is of remarkably fine texture, of the deepest green, heavily crimped, thick, fleshy leaves, deep red stems.

SQUASH

There are two distinct types of Squashes; namely, the Summer Squash, the fruit of which is used during the Summer in the green or growing state, and the Winter Squash, the fruit of which is gathered in the Fall and stored in a warm, dry place for use during the Winter months. There are a few varieties that cannot be classified so distinctly, for they may be used either as Winter or Summer vegetables. However, as the varieties are few we will classify our list under the two divisions we mentioned.

The seed should be planted two inches deep, in hills, as soon as the weather has become settled, in warm, light soil. Plant ten seeds in each hill. The ground should be frequently and thoroughly worked until the vines start to trail, after which they should not be disturbed.

For the Summer varieties the hills should be four feet apart each way, and for the Winter varieties the hills should be from six to ten feet apart each way.



GORDINIER'S GIANT CROOKNECK SQUASH

SUMMER VARIETIES

Four ounces of seed will plant 100 hills, and 5 to 6 pounds of seed will plant an acre. Hills 4 feet apart.

Gordinier's Giant Summer Crookneck. This Squash is a great improvement over the standard popular yellow Summer Crookneck. The fruit, heavily warted, of a deep golden color and yellow flesh; nearly double the size of the older sort and grows in quantity on fine, healthy, compact, bushy plants. Quality is the best.

Mammoth White Bush Scallop. The fruit is a beautiful, clear waxy-white instead of the yellowish-white so often seen in the old Early White Bush Scallop, and is superior to that variety in size and beauty. The handsomest of the scalloped Squashes.

Early Yellow Bush Scallop. A very early, flat, scalloped variety of largest size; color yellow; flesh pale yellow and well flavored. We have developed a strain of the old Yellow Bush Scallop which is fully as productive but uniformly larger and flatter than the old stock and has a very small seed cavity. Its superiority is so great that we should be justified by prevailing custom in renaming it.

White Summer Crookneck. Introduced in 1895. This excellent variety is the result of years of careful breeding and selection and it is now one of the most fixed and distinct of our Summer Squashes. The fruit is similar in size and shape to the Summer Crookneck, but of a beautiful ivory-white color and unsurpassed in quality. We recommend this sort as the most beautiful and one of the very best of the Summer varieties.

Summer Straightneck. A fine early Squash for market-gardeners and shippers; its shape makes it easier to pack and less liable to break than the Crookneck variety. Color bright yellow and quality excellent.

Bush Fordhook. Like the original Fordhook Squash, this new Bush type is unequaled in quality and delicious sweetness by any other variety either for Summer or Winter use. The young, tender fruits can be sliced and fried or prepared as other early varieties for Summer use, while the ripened fruits can be gathered just before frost and stored in a warm, dry place for Winter. They will keep in fine condition until the new crop is ready.



WHITE BUSH SQUASH

WINTER VARIETIES

Eight ounces of seed will plant 100 hills, and 3 to 4 pounds of seed will plant an acre. Hills 10 feet apart.

Improved Marblehead. Shell very hard; flesh of a lighter color than the Hubbard; very sweet, dry, and of delicious flavor.

American Turban. Excellent late table variety; flesh orange yellow, thick, fine-grained, sugary and fine-flavored.

Prolific Orange Marrow. Early, productive; brilliant orange-red; good cooker and keeper.


Warted Hubbard. This form of the Hubbard is a great favorite with many marketmen, as it is very striking in appearance; and having been selected for years from exceptionally large specimens, it crops heavily. The warty knobs draw general attention, and it will generally sell in the market better than those having smooth shells.

Faxon. In color this variety is peculiar. When ripe some are pale yellow with paler yellow strips in hollows; others are green mottled. The flesh is deep orange-yellow; it is sweet and dry, and nothing excels it for Squash pies. Although quite early it is an excellent keeper.

Boston Marrow. Oval in form, thin skin, orange in color. Flesh sweet and fine-grained; good keeper.

Improved Hubbard. One of the best table sorts; a general favorite. Flesh bright orange-yellow; very dry, sweet, rich-flavored. Keeps perfectly through the Winter.

Golden Hubbard. This is a true Hubbard Squash, except in color, which is bright red. The vine is a vigorous, but not rampant grower and wonderfully productive, expending the energy derived from liberal fertilizing in the production of an increased number rather than of over-grown and coarse fruits, as some varieties are apt to do. The fruits are very uniform in size, weighing from six to eight pounds and in shape are like the Hubbard;



HUBBARD SQUASH

Squash, Winter Varieties—Continued

although in condition for use much earlier, they are wonderfully long keepers and can be held over in good condition for Spring use. The shell is warty, hard and strong and of a very beautiful, orange-red color, except for a bit of olive-green on the blossom end. The flesh is a deep orange and uniformly so to the shell, never having the green tinge so objectionable in the older sort. It cooks very dry, fine-grained and good-flavored. We believe this to be a very superior table variety; certainly it has become very popular.

Essex Hybrid. A splendid variety for Fall and Winter use. The large fruits are broad, round, and slightly flattened at the ends, with a large nub or "Turk's Cap" at the blossom end. Skin is of a deep creamy-orange color.

Italian Vegetable Marrow (Cocozella di Napoli). A variety producing large, oblong fruits, dark green at first but

as they mature becoming marbled with yellow and lighter green in stripes. The young and tender fruits when sliced and fried in oil constitute a vegetable delicacy very popular especially in Naples.

Gordinier's Delicieux. The best flavored Squash in existence. Its color is almost uniformly of a green shade with occasionally a blue specimen, it being just about as pure in this respect as was the original Hubbard. In size, it also closely follows the original Hubbard, which weighed between five and ten pounds. In thickness of flesh it surpasses nearly every variety, the color being a dark orange. For table use no Squash compares with it in its remarkable combination of fineness and compactness of grain, dryness, sweetness and exceeding richness of flavor. It is a Fall and Winter Squash, being excellent at all seasons; but does not acquire its best quality until Winter.

TOMATO

One ounce of seed will produce 2000 plants

For very early fruit, the seed should be sown in a hotbed about the first week in March, in drills 5 inches apart and one-half an inch deep. Later sowings may be made until the last of April. (Sufficient plants for a small garden can be started by sowing a few seeds in a shallow box or flower pot and placing in a sunny window in the house.) When the young plants are 3 to 4 inches high, they should be set 4 to 5 inches apart in another hotbed or cold frame, or transplanted into small pots, allowing a single plant to a pot. Expose to the air as much as possible to harden them for planting out. Water freely at the time of transplanting into the open ground and shelter from the sun a few days until the plants are thoroughly established. Tomatoes are easily propagated from cuttings and will come into bearing about a week sooner than from seed. Cultivate thoroughly as long as the vines will permit, but the last two or three workings of the soil should be very shallow (surface cultivation) or the crop may be badly injured, especially if the cultivator is run too near the young plants. Tomatoes grow splendidly trained to stakes or trellises, and the fruit is much improved, not only in appearance, but in quality. This mode of cultivation is quite common among gardeners who grow for early market, and at private places throughout the country; especially is this desirable where neatness and at the same time economy of space in the home-garden is desired. The usual method is to set one strong plant to a stake 5 to 7 feet high, tying the plant up with wool or other strong, soft twine, and pruning quite freely as the vine advances in growth. By this method plants may be set much closer than in the ordinary way. For fine, large specimens of high color and attractive appearance generally, grow the clusters of the fruit in paper sacks, as is commonly practiced by grape growers. These paper sacks or bags should be put on when the Tomatoes are about three-fourths grown. That about 2000 plants will be produced from one ounce of seed, is a safe estimate.

Livingston's Favorite. Smoother than Paragon, darker red than Perfection, larger than either. Ripens evenly and early; free from cracks, and not apt to rot at the blossom end; very prolific, good flavor; few seeds, flesh solid, bears shipping long distances.


New Coreless. Large size, globe-shaped, full at stem end, rich, bright red, a strong grower and big cropper. Here is another one of those magnificent globe-shaped Tomatoes—the new type that is fast superseding the old flat and more or less wrinkled varieties. All markets requiring a bright, rich, red sort will be pleased with the Livingston's New Coreless. In shape it is almost round, being of about the same diameter each way. The depression at the stem end has been almost eliminated, making it the most profitable variety for canning, owing to a very small amount of loss in material and labor. It is immensely productive, clusters of four to seven fruits are produced at six to eight inches apart along the stem when plants are trained to stakes. All of the fruits are of mar-

ketable size, and many of them are quite large, twelve to fifteen ounces. A grand, good slicing variety; the seed cells being surrounded by bright red, heavy, meaty and delicious flesh.

New Globe. The New Globe is an extra good all-round sort, of a distinct globe shape, with quite a large percentage of elongated fruits. It is a very beautiful variety, and on account of its shape, one that permits of a greater average number of slices to be taken from each fruit. New Globe is early. In time of ripening we class it with the first-earlies, being among the first to ripen fruit, both in our greenhouses as well as our field trials, along with many other varieties. The fruits are of large size, and a good marketable size is retained throughout the season; it is always smooth, of firm flesh, and few seeds, ripens evenly; color, a fine glossy-rose, tinged with purple, and without the slightest tinge of yellow at any stage of ripening. New Globe is an exceedingly productive variety, having plants with many short joints, at which large clusters containing three to seven fruits are almost invariably formed, so that it can be truthfully stated the plants are literally loaded with fruit. It is a remarkably good keeper, none of the many varieties we grow surpassing it in this respect—not even the everlasting-keeping Peach varieties. New Globe is first-class as a general field cropper. It is so firmly fixed in its characteristic features that it was difficult to detect any variation in our crops of the past four seasons.

Chalk's Early Jewel. The largest, smoothest and finest flavored extra-early Tomato in cultivation—says the originator. Within a week or ten days as early as the famous Spark's Earliana, it is even a heavier cropper, with Tomatoes of larger size and sweeter flavor, while its more robust growth makes it a sure cropper. Of compact growth. Large, handsome fruits, very solid, deep through, being almost round, or ball-shaped. Color brightest scarlet, ripening right up to the stem without any cracks or green core. The foliage is rather open, admitting the sunlight to the center of each plant, so that all the fruits are thoroughly ripened; but the leaves are dark green and not inclined to curl as in most extremely early varieties. Flesh thick, bright scarlet, solid, with comparatively few seeds, and of sweet flavor; skin thin, but sufficiently strong to make it a good shipper.

Improved Trophy. The Trophy was the first of the modern improved sorts, and it had qualities of color, size and solidity which entitled it to hold a place against the much-lauded new kinds; though all admitted it lacked in smoothness and regularity. By most careful breeding and selection there has been produced a strain in which all the original good qualities are retained and even more highly developed yet it compares favorably with any in smoothness, regularity and symmetry of the fruit.



GORDINIER'S EARLIANA TOMATO

Tomato—Continued

We offer our Improved Trophy as a sort whose large, strong growing, vigorous and productive vine, very large, very solid, smooth, fine-flavored and beautiful, deep, rich fruit will satisfy the most exacting.

Nolte's Earliest. This very early sort is more prolific than Atlantic Prize and continues in profitable production much longer. Vine the most hardy of any of the first early sorts, insuring a good yield even when growth conditions are not the most favorable. Fruit large, bright red in color and of excellent quality.

Matchless. A large, bright red Tomato, which has become very popular in the East. The fruit is large, very smooth and symmetrical, ripening well to stem. The flesh is a rich, bright red color and of fine quality, though softer than that of either Improved Trophy or Stone.

Gordinier's Earliana. We have in Gordinier's strain of Earliana, a Tomato that is the result of five years of careful selection. This strain must not be confounded with any other strain, for no other seedsman in the country can give you Gordinier's strain, as we have purchased the entire stock of the originator and grower. Gordinier's strain has produced ripe fruit ten days in advance of other strains of Earliana, thus making Gordinier's Earliana the earliest Tomato on the market. Its fruit is of medium size, smooth and bright glossy-red in color. The plant is a strong, robust grower, with scanty foliage, thus exposing the fruit to the sun and ensuring early ripening. The bulk of the fruit will ripen early, thus commanding the highest market prices. The fruits are smooth and solid, quite thick through and free from rough ribs or cracks. The flesh is glossy-red, with solid center and small seed cells, slightly acid flavor. It has yielded 18½ tons of fruit per acre on the originator's ground, ripening the entire crop before the first frost. For the home garden Gordinier's Earliana is all that can be desired, being early, a heavy yielder and of the best flavor with very few seeds. For the market-gardener it is the best money-maker because of its earliness and immense yield. The seed of Gordinier's Earliana will always be high, as it requires from seven to nine bushels of Tomatoes to produce one pound of seed.

June Pink. Another great money-maker in a distinct class. The June Pink Tomato (we herewith give you the originator's description) in habit of growth is similar to the Earliana. The plant is neat and compact, branching freely, with fruit hanging in clusters of six to ten fruits, both in the crown and at the forks of the branches. Under exactly the same conditions as given Spark's Earliana and Chalk's Early Jewel, the June Pink yielded as much as either, and the vines after the fruit had been harvested were greener and brighter, and showed no tendency to blight. It ripens as early as Spark's Earliana, and ten days to two weeks ahead of Chalk's Early Jewel. The fruit is of medium size, uniform, smooth, and attractively shaped, without cracks or any green core. The fruit will average two and three-quarters to three inches in diameter, and two to two and one-half inches in depth. The skin is reasonably tough, so that it is excellent for shipping. In color, it is a bright, pleasing pink, and in markets where a pink Tomato is desired will bring 25 per cent. more in price than any red variety. It has the further quality, making it especially desirable for private use, of continuing to bear and ripen fruit until frost. In offering the June Pink we do so with every confidence that it will at once take the unique position in pink varieties which the Earliana now holds over the whole country in the red sorts. The above is the exact description of the introducers, whom we consider very reliable.

Early Ruby. Fruit, though not as large and smooth as the Perfection, ripens earlier. Open habit of plant admits the sun, which ripens the fruit evenly.


Livingston's Perfection. An improvement on the Acme, having a red skin; somewhat larger, fully as early and has more solid flesh and fewer seeds, and produces more and larger fruit at the close of the season. Smooth and of a handsome blood-red color.

Ponderosa. The fruit ripens early and bears well until very late; very solid, almost seedless, of good sub-acid flavor, and of immense size, frequently weighing considerably more than two pounds. Somewhat scattered on the vine, and a percentage are rather rough. A good Tomato for home use; a splendid slicer. This Tomato seems to ripen on the inside first; on which account it should be picked when about three-fourths ripe. Our strain is a great improvement over the original type.

New Stone. Gordinier's Improved Strain. The Tomato for a main crop. Choicest seed. We call this the king of the Livingston kinds, which are the best types of large, smooth, solid "beefy" tomatoes. If asked to select one main crop, market sort, we advise this. Color fine scarlet, stem (calyx) set high, core small and shallow, so that but little is lost when it is taken out of the fruit before slicing. We want to make what we say of this kind definite, because

there are very many good kinds, and a long list is confusing. If in doubt, buy the New Stone for market, or home use for that matter.

New Imperial. This new Tomato is one of the smoothest and most productive sorts. The fruit is large, smooth and solid. It not only produces early fruits, but it will hold out through the season until late in the Fall. It is also a splendid keeper. In color, it is between the Dwarf Champion and the Beauty. Gardeners should plant this, as it is undoubtedly one of the best Tomatoes.



GORDINIER'S NEW STONE TOMATO

Gordinier's Dwarf Champion. This is a purple fruited variety which forms very stout, strong plants about two feet high. The branches are short, making a bushy plant that stands quite erect without stakes. This sort is often sold as Tree Tomato. Fruit smooth, medium-sized, color purplish-pink, fairly solid, but has no hard core, and is of good flavor. About as early as any purple fruited Tomato, and is quite popular in some localities, particularly for home use. The dwarf habit of the vines makes it very desirable for forcing, as it can be planted closer to the glass, and more closely on the bench than the tall growing kinds. Our stock is a very superior strain with larger, smoother fruit than the original.

Early Acme. The earliest first-class Tomato. Plants are of strong and vigorous growth, very productive; fruit of medium size, perfect form, round, slightly depressed at the ends and very smooth; color glossy red, with a purplish tinge; ripens all over and through at the same time.

Trucker's Favorite. The finest large-fruited purple Tomato. Most regular in form and size; thick-meated and very solid; this is one of the largest smooth Tomatoes grown. Of a beautiful purplish-red color, well ripened throughout, the smooth fleshy fruits always bring the highest prices. The vines are of strong, healthy growth, not subject to rust or blight, and produce enormous crops until killed by frost. The fruits continue of large size to the very last and are always unexcelled for slicing or cooking.

Gordinier's Beauty. We have been selecting this to a larger, smoother fruit than the original stock, and think we have made it one of the smoothest and best of the large, purple sorts. Vines large, vigorous and heavy bearers; fruit large, uniform in size, very smooth; color of skin purplish-pink; flesh light pink and of excellent flavor. While we think the color weak for canning, it is used considerably for this purpose.

Fordhook First. A perfectly smooth, solid Tomato of fine appearance and extremely early. It is ready to market nearly as soon as the rough, unshapely fruits of poor quality of the old early type. The fruit of this variety is purplish-red and ripens evenly around the stem.

SMALL-FRUITED SORTS

Peach
Apple
Pear—Red
Pear—Yellow

Plum—Yellow
Cherry—Red
Cherry—Yellow
Yellow—Husk

TURNIP

One ounce of seed will plant a row 150 feet long, and 1 to 4 pounds will plant an acre

The value of Turnips and Ruta Bagas for feeding stock in Fall and Winter is not fully appreciated, as they are much liked by all kinds of stock and serve to keep them in good condition. We earnestly recommend that farmers increase their sowings largely, for we are sure the crop will prove remunerative.

This wholesome and agreeable vegetable is most easily affected in its form and flavor by soil, climate and mode of culture. There are a great many varieties, but our list comprises the best for the garden or farm.

Sow in drills about two feet apart and half an inch deep, or sow broadcast, but in either case be sure to have the ground rich and freshly stirred. Thin early and keep free from weeds so that the young plants will not be checked in growth. Any overcrowding will result in rough and poorly flavored roots. It is important to get the Spring and Summer crops started very early so that the Turnips may have time to grow to sufficient size before hot weather causes them to become tough and bitter.


In the Middle and Western States sow for Fall and main crop from middle of July to last of August and in the manner given for Spring sowing. In the field, Turnips are often sown broadcast, though in most cases better results are obtained by drill culture.

For Winter keeping, store the Turnips in a cool cellar and cover with sand or turf to keep them fresh. Another method is to put them in a pit dug in dry soil where there will be no danger of water standing and to cover with straw overlaid with earth sufficiently deep to keep out frost. Thus protected, Turnips will keep well till Spring.

WHITE-FLESHED VARIETIES

Extra Early White Milan. This variety is remarkably early. The top is very small, upright and compact, so that the rows can be planted close together. The roots are clear white, very smooth, flat and symmetrical. The flesh is white, sweet and tender.

Extra Early Purple Top Milan. Similar to the white Milan, except that the roots are a little flatter and a beautiful purple-red on the upper portion. All in all, these Milan Turnips leave nothing more to be desired in the way of an extra early garden Turnip.



PURPLE TOP STRAP LEAVED TURNIP

White Egg. A quick-growing, egg-shaped, perfectly smooth, pure white variety with small top and rough leaves. The root grows half out of the ground. The flesh is very sweet, firm and mild, never having the rank, strong taste of some varieties.

Snowball. This is a fine-looking, pure white variety of Turnip which matures in from six to seven weeks. It grows nearly round in shape, and the skin and flesh are pure white. It makes a solid Turnip, crisp, tender and very sweet. It is very desirable for early table use.

Early Purple Top, Strap Leaved. An early variety and a great favorite for table use. Leaves few, entire, upright in growth. Root of medium size. Color purple or dark red above ground, white below; flesh white, fine grained and tender.

Purple Top White Globe. A globular variety nearly as large as Pomeranian White Globe, very even in shape and of beautiful appearance. The flesh is white, of excellent quality and desirable for table or stock. The variety is a good keeper and a fine market sort.

Cow Horn, or Long White. Pure white, except a little shade of green at the top; carrot-like in form, slightly crooked and growing nearly half out of the ground. Delicate and well flavored, of very rapid growth and has obtained considerable favor as a market sort for Fall and early Winter use.

Pomeranian White Globe. One of the most productive kinds and in good, rich soil roots will frequently grow to twelve pounds in weight. It is globe shaped, skin white and smooth; leaves large and dark green. Used largely for stock feeding, but is also excellent for table use.

Sweet German. Very popular in many sections, notably so in the New England States; grows to a large size and is considered one of the best for table use or for feeding stock. It partakes largely of the nature of the Ruta Baga and should be sown a month earlier than the flat Turnips. The flesh is white, hard, firm and sweet; keeps nearly as well as the Ruta Baga.

YELLOW-FLESHED VARIETIES

Improved Golden Ball. Rich, sweet, pure flesh; quick grower and good keeper.

Yellow Globe. Grows to a large size; flesh yellow, firm and fine-grained.

Large Amber Globe. One of the best yellow fleshed varieties grown as a field crop for stock. Flesh yellow, fine grained and sweet; color of skin yellow; top green. Grows to a large size, is hardy, keeps well and a good cropper. Very popular in the South.

Yellow Stone. Roots of medium size, uniformly globular and perfect in shape; skin smooth and of beautiful pale yellow color. Flesh crisp, tender and of fine quality.

RUTA BAGA, OR SWEDISH VARIETIES

These grow to large size with more solid flesh than the early varieties of Turnips. They need rich soil and good cultivation. As they require longer time to mature growth, the seed should be sown early in July. For field culture sow thinly in drills on slightly raised ridges three feet apart, thinning the plants when well started to stand six to eight inches apart, giving them constant cultivation during growth. Late in Fall the tops should be trimmed off and roots stored in pits or root-cellars for use during Winter and Spring. Well-ripened bulbs will keep in fine condition until late in Spring.

White Swede, or Sweet Russian Turnip. This variety is an excellent keeper and very desirable either for the table or for stock. It grows to a very large size; flesh white, solid, of firm texture, sweet and rich.

Perfection White. A Ruta Baga that is absolutely neckless; top strap leaved, flesh white and unusually fine-grained; growth vigorous and with us even under adverse conditions it has given a better yield than the yellow-fleshed sorts. While in common with all Ruta Bagas it is valuable for stock feeding, the white flesh is so very fine grained and excellent in quality that it is particularly desirable for table use and for this we strongly recommend it.

Purple Top Yellow Aberdeen. Roots medium sized, round; flesh pale yellow, tender and sugary; the variety is hardy and productive and the roots keep well. It is considered as approaching very nearly to the Ruta Baga in hardness and firmness of texture and therefore is of special value for feeding cattle.

Monarch or Tankard. This is a yellow fleshed sort, having very large, tankard shaped roots with relatively small necks and tops. Color purplish crimson above ground, yellow below; flesh very solid, fine grained and of the best flavor.

American Purple Top, or Improved Long Island. This is a strain of Purple Top Yellow Ruta Baga of American origin, selected to a smaller top and much shorter neck than is usually found, while the roots grow to a large size and are of the finest quality and excellent for table use and stock feeding. We consider this one of the most desirable sorts.

Yellow Swede. Shape oblong, dull reddish color above ground, but yellow underneath; is harder than the common Turnip and will keep solid until Spring.

Carter's Imperial Purple Top. A most excellent sort for table use or feeding stock. Flesh yellow, solid, firm, sweet and rich. Hardy and yields heavily.

VEGETABLE PLANTS

We have, in season, a complete line of the following Vegetable Plants:

Cabbage Plants
Celery Plants

Tomato Plants
Pepper Plants

SEEDS OF POT, SWEET AND MEDICINAL HERBS

These are of easy cultivation. As a rule it is best to cut Herbs when in flower, wilted in the sun and thoroughly dried in the shade.

Lavender. Perennial. The flowers are usually ready for drying or distilling in June or July.

Marjoram, Sweet. Annual. The tops and leaves are gathered when green in Summer and Autumn, for use in soups. The branches may be cut and dried just before flowering for Winter supply.

Rosemary. Perennial. Very fragrant and has an aromatic bitter taste. Only fit for use the second season.

Sage. Hardy perennial. Used for flavoring and dressing. Cut the leaves and tender shoots just as the plant is coming into flower, and dry quickly in the shade.

Summer Savory. Hardy annual. The dried stems, leaves and flowers are used for flavoring, dressings and soups.

Thyme. Hardy perennial. Purple flower. A medicinal and culinary plant. The leaves and tops are used in soups, and also in making a tea which is a great remedy for nervous headache.

BIRD SEEDS, ETC.

This is the Largest

POULTRY SUPPLY HOUSE

In This Section of New York State

WE CARRY IN STOCK A COMPLETE LINE OF

Incubators Brooders Drinking Fountains
Feed Boxes Poultry Remedies Poultry Feeds
and Poultry Supplies

Get Gordinier's Big Poultry Catalogue

Make a Note to Send for This Catalogue Today—IT'S FREE

SELECTED LIST OF FLOWER SEEDS



GORDINIER'S CARPET OF SNOW ALYSSUM

AGERATUM

For strengthening the garden's color forces in blue, no annual is so good as the Ageratum. Though ordinarily used in bedding and borders in contrast with such plants as Geraniums, Perillas, etc., the white and blue sorts are exceedingly attractive when mingled with Alyssum, Candytuft and similar plants. They grow well almost anywhere. The plants are neat, bushy and erect, with a continual profuse clustering of pretty bush-like flowers throughout the season. The dwarf, blue sorts make fine borders. Sow under glass early in the season or, later, outdoors in a mellow seed-bed. Seeds sown in August will produce good plants for Winter flowering.

- (1) **Little Blue Star Dwarf.** This is one of the new sorts and outrivals Lobelia. It is a very fine dwarf edging plant, grows about 5 inches high and is covered with small, bright blue flowers. Pkt. 5c.
- (2) **Blue Perfection.** A fine variety about 6 to 8 inches tall. The darkest colored of all large-flowering Ageratums. Color deep amethyst-blue. A fine bedding plant. Pkt. 5c.
- (3) **Princess Victoria Louise.** This is the prettiest of the Dwarf Ageratums. The plants grow in dense bushes, 5 inches high, with a diameter of 6 inches. Flowers abundantly throughout the whole season, are of the loveliest sky-blue with white centers. This is a splendid plant for borders, ribbon bedding, etc., and if a row of Little Gem Alyssum is sown in front there is a lovely combination of white and blue. Pkt. 10c.
- (4) **Dwarf White.** A fine dwarf white variety for edgings. Pkt. 5c.

ALYSSUM


The Sweet Alyssum is such a serviceable little plant that it is absolutely indispensable to every garden. The plants, being stocky and remarkably uniform in growth, are, therefore, peculiarly well adapted to borders and rock-work. It is, moreover, a valuable plant for the hanging basket; but when put to this use, great care should be exercised in order that the plants may not retard one another's growth by being too thick. A dozen plants are amply sufficient for a large basket. The plants, which are very easily raised from seed, begin to flower while quite young, and remain in full bloom from early in the Spring until late in the Fall. The flowers, produced in racemes, are, owing to their fragrance and the profusion in which they are produced, useful in all kinds of small bouquets.

- (5) **Gordinier's Little Gem.** The plants are very dwarf and spreading; they grow only three to four inches high, and each plant completely covers a circular space twelve to twenty inches in diameter. They soon become one mass of white, remaining in full bloom from Spring to Fall—each plant being densely studded with the beautiful spikes of deliciously fragrant flowers. Per ounce 30c., per pkt. 5c.
- (6) **Little Dorrit.** An essential improvement on the dwarf compact Sweet Alyssum. It forms perfect little bushes of 4 inches in height, fairly smothered with miniature white flowers. A gem for edgings and beds. Per ounce 40c., per pkt. 5c.
- (7) **Alyssum Maritimum.** This is the true Sweet Alyssum. A fine variety with fragrant white flowers all Summer. Per ounce 25c., per pkt. 5c.
- (8) **Gordinier's Carpet of Snow.** The old-fashioned Sweet Alyssum has been too long a favorite to need any introduction here. This new variety emits the same honey-like perfume, is of purer white, and grows only two to three inches high and flowers even more profusely; in fact, it is a perfect carpet of snow throughout the season. We have counted as many as 300 heads of pure white flowers open on one plant at one time. For edgings and bedding this is a very satisfactory little annual. Per oz. 50c., per pkt. 10c.

AQUILEGIA (Columbine)

Charming hardy perennial plants, growing from one to three feet high, bearing in countless numbers through May and June their exquisite blossoms of clear blue, white, rose, yellow, purple, striped, etc. For planting in permanent borders or naturalizing along the edges of woods or shrubbery, this old-fashioned favorite is one of the best of all hardy plants.

- (9) **Large-Flowering Hybrids.** Single, Mixed Colors. Per pkt. 15c.
- (10) **New Long-Spurred, Double-Flowering Hybrids.** Beautiful long-spurred, large, double flowers, formed of several rows of cornucopia-like petals and of various shades of yellow, lavender, blue, indigo and white. Per pkt. 20c.



A GARDEN TROWEL

THAT CAN'T BREAK OR BEND. The blade, shank and handle are made of one piece of solid steel. No rivets to work loose or give way. Florists and Gardeners say that this trowel will outlast at least six cheap trowels. The price is 50 cents, but we will give you one FREE OF CHARGE if you send us an order for \$5.00 worth of Flower Seeds and Bulbs.

ASTERS

The China Asters are among the best of all the annual garden flowers. They are of the easiest culture, most free of bloom, and comprise a multitude of forms and colors. They are, therefore, admirably adapted to profuse and generous effects in schemes of planting. They are also worthy of wide attention because they are adapted to many of the purposes for which Chrysanthemums are grown, and they can be raised to perfection wholly without the use of glass. They attain their best in the decline of the season, from late August till frost, at a time when many of the annuals and the greater part of the perennials are spent and gone. No other garden flowers carry such a profusion of bloom and color down to the very closing in of Winter. The Aster border still had blooms when the snows fell in November, and when even the wild Golden Rods had waned and died.

The China Aster is an annual and especially effective in borders. It grows well in almost any soil, but prefers a rich, moderately moist, but well-drained loam. It responds generously to liberal fertilizing. Recently there has been a quite general and widespread failure in successfully growing the China Aster, owing to various diseases and insect pests. Mr. R. E. Smith, of the Massachusetts Station, has been studying this subject and finds among the more important troubles of Asters a stem-rot disease or wilt, which is characterized by a wilting and final dying of affected plants, accompanied by a discoloration and rotting of the stem just at the surface of the ground; a yellow disease, which appears as a spindling yellow growth of the branches and leaves and a peculiar abnormal development of the flowers, and root lice, which cause the plant to stop growth and finally wilt and die. In such cases the roots are found to be covered with masses of small, bluish-colored plant lice.

The stem rot or wilt, although first showing itself at any time during the plant's growth, appears to be contracted only in the seed bed or pricking-out flats. Both this disease and the root lice may be avoided by proper methods of cultivation. For the yellow disease no treatment is known. None of these troubles can be remedied after they have once appeared.

Based on the results of his work, Mr. Smith gives directions for growing Asters, applicable more especially to regions north of Southern Pennsylvania, as follows: Start your own plants. Seed planted as late as June 1 will give an abundance of bloom before frost. Procure seed directly from a reliable seedsman. It costs no more and is much more liable to be fresh and true to name. Sow the seed in the open ground at any time after the ground gets into good condition, in good soil where Asters have never grown before. Fall sowing out of doors may also be practiced. For very early flowering sow in cold frames or in the greenhouse, but this, especially the latter, is much more liable to produce stem rot. Avoid at all times the use of soil where Asters have grown before, especially where the stem rot or root lice have occurred. Prepare the permanent bed by working in a liberal dressing of barnyard manure during the previous Fall, and a light application of any good commercial fertilizer in the Spring. If this is not practicable, remember that as a general principle the richer the soil the better will be your Asters. Plant, if possible, in moderately moist soil. This will give better growth and less trouble from grubworms.

The Aster is so well known and so universally admired that any description of the plant or flower seems entirely unnecessary. The special attention given of late to the cultivation of the Aster has resulted in the production of many truly magnificent varieties, all of which are worthy of cultivation. For profusion of flowers and richness of display, the Aster is unexcelled, and constitutes the principal adornment of the garden during the Autumn. For early flowers, the seed should be planted about the middle of March in shallow boxes of fine, rich, soil, the boxes being placed near a light window where an even temperature is constantly maintained. When the seedlings are sufficiently strong, and all danger from frost is over, they should be transplanted to their permanent place in the open ground. The plants of the large varieties, such as the Victoria, should be set about a foot apart, while the dwarf varieties, which make beautiful border plants, should be set at least six inches apart. The directions given above are for plants that are to be used early in the season; however, as the Aster is an Autumn plant, the late flowers are generally the finest and largest. The seed should be planted thinly in rich soil early in May, and the seedlings, when they are three or four inches high, transplanted to their permanent place. During the Summer the soil around the plants should be frequently stirred and mulched with well-rotted manure, in order to encourage a vigorous growth and increase the size of the flowers.



GORDINIER'S GIANT COMET ASTER

Gordinier's Giant Comet Asters

It would seem as if the highest possible perfection had been attained in these truly grand Asters. They win enthusiastic admiration from all who see them. The flowers are of immense size, often six inches across, composed of long, wavy, twisted petals, gracefully formed into loose, yet densely double, half-globes, resembling some of the finer Japanese Chrysanthemums. The plants are of luxuriant growth, attaining a height of fifteen inches, each plant bearing from twenty to thirty of these magnificent flowers on long stems, which give them an added value for cutting for vases.

(11) Crimson ..	\$0.10	(16) Yellow	\$0.10
(12) White10	(17) Bride , white	
(13) Rose-Pink .	.10	changing to	
(14) Deep Blue .	.10	rose10
(15) Lavender .	.10	(18) Mixed10
(19) COMET, WHITE MIKADO.			

The flowers of this beautiful new white variety are immense, measuring four and a half to five inches in diameter, with curled and twisted petals, resembling huge Chrysanthemums, and are borne on long, stiff stems. Plants grow from eighteen inches to two feet high. Per pkt. 15c.

(20) **MIKADO PINK.** The premier of shell-pink Asters. Following is the description of the originators: "In type, Mikado Pink belongs to the Comet class. Petals are narrow, very long and gracefully reflexed. In color it is a most exquisite shade of shell-pink. Strong-growing, free-branching, long-stemmed plants. In growth these plants are unusually vigorous for their type. It is not uncommon to find plants with a dozen long, strong, graceful stems each crowned with flowers from 4½ to 6 inches in diameter. Pkt. 15c.

(21) **COMET ASTER, MAUVE QUEEN.** The color of this Aster is one which has been long sought after by florists. It is a rich pearl-gray. The flowers are perfect in form, very large and very double on long stalks, and are of the beautiful Comet class. Per pkt. 15c.



Queen of the Market

The earliest flowering first-class Aster, coming into flower in July or fully three weeks in advance of the general run; of branching habit; flowers of good size and borne on long stems, making them exceedingly valuable for cutting; excellent for growing under glass; one foot.

(44) **Gordinier's Finest Mixture.** Pkt. 10c.

ASTER—Continued

(22) **GIANT COMET ASTER, TRIUMPH OF PARIS.** Of pyramidal habit, this new Aster grows two to two and a half feet high and produces large flowers, four to six inches across, with long pure white outer petals, in the center of which the quilled disk florets form a bright golden yellow wreath. Per pkt. 15c.

DWARF CHRYSANTHEMUM-FLOWERED. The plants grow only about ten or twelve inches high, but the flowers are large and double, like Chrysanthemums.

(26B) **Gordinier's Finest Mixture.** Pkt. 10c.

Gordinier's Superb Branching Asters

It would be impossible to get a color-plate to do full justice to these beautiful Asters. This superb strain is of American origin, and is especially adapted to our peculiar climatic conditions. It is the result of years of patient and painstaking selection from the original Branching type, and for size of bloom, freedom of flowering, length of stem and other good qualities, we have never seen it equalled.

The plants form strong, branching bushes, two to two and one-half feet high, bearing on long strong stems their handsome Chrysanthemum-like flowers, which, under ordinary cultivation, average over five inches across. The form of the flowers, together with the length of the stems, places them at the head of Asters for cutting. They come into bloom from two to three weeks after the average type, usually being at their best during September, and filling in the gap between the general run of Asters and Chrysanthemums. We offer six beautiful and distinct colors, viz.:

	Pkt.		Pkt.
(28) Rose Pink	\$0.10	(33) Deep Purple	\$0.10
(29) Deep Crimson10	(34) Finest Mixed. All	
(30) Lavender Blue ..	.10	the colors mixed	.10
(31) Pure White10	Collection of the six	
(32) Shell Pink10	packages50

(35) **BRANCHING ASTER, ROSY CARMINE.** This new and distinct novelty in the Branching Aster family possesses all the good qualities of its parent. In our opinion, it is one of the best colors for cutting we have ever introduced. A vase on the table will light up the whole surroundings, or in a florist's window will attract the attention of every lover of a beautiful flower. Per pkt. 15c.



GIANT COMET ASTER, TRIUMPH OF PARIS




QUEEN OF THE MARKET ASTER



VICTORIA ASTERS

Magnificent flowers, massive and showy, with regular overlapping petals double clear to the center. The flowers measure four to five inches across, and the colors include many extremely delicate and some gorgeous shades. The plants grow very evenly, about eighteen inches high, and carry from 25 to 40 flowers on a plant. Perhaps the handsomest Asters, taken all in all, for size, color and profusion of bloom.

	Pkt.
(46) Finest Mixed	\$0.10
(47) Pure White10
(48) Purple10
(49) Scarlet, dark and rich10
(50) Sky-Blue10
(52) Peach-Blossom Pink10
(53) Maroon, new; dark blood red, almost black10



ENCHANTRESS PINK ASTER

(54) **VICTORIA ASTER, MISS ROOSEVELT.** The flowers of this new Aster are of a clear primrose tint, which after some time changes to delicate flesh color. The gradual transition of these two shades, so distinct in themselves, and their thorough perfect blending at the height of their flowering period produces a most charming hue like that of the "Gloire de Dijon" Rose. A splendid cut flower. Per pkt. 10c., 3 for 25c.

OSTRICH FEATHER. This magnificent Aster may be briefly described as being the finest of the Comet type yet introduced, differing in the candelabra form of growth and greater freedom of bloom, but its greatest merit is in the flowers, which are of immense size; made up of much longer, more loosely formed petals, equalling the best Japanese Chrysanthemums. Blooms in August. When used for cutting, the flowers should be picked when about half expanded and allowed to develop in water in a cool room.


(64) **Gordinier's Finest Mixed**Pkt. 10c.

BRANCHING PEONY-FLOWERED. A mid-season variety which in vigor of growth, habit, size of bloom and all other qualities which go to make up a first-class Aster is unequalled. The plants grow about eighteen inches high, every flower being borne on a long stem, making them valuable for cutting or bedding.

(71) **Finest Mixed Colors, 1/4 oz. 50c.**Pkt. 10c.

(89) **VICK'S ENCHANTRESS PINK.** Its vigorous, upright habit of growth, the profusion of good, strong flowering stems, together with the size and loose graceful effect of the branching type of flower make this variety a very desirable acquisition. The beautiful, large, double flowers have the delicate shade of the Pink Enchantress Carnation. Unlike many other pink Asters, this variety holds its soft delicate color for a long time without fading. The broad, flat petals give a soft effect which is extremely pleasing. The rare combination of desirable qualities in this new production attracted favorable comment of every florist and seedsman who visited our farm the past Summer. Per pkt. 25c.

(90) **VICK'S WHITE KING.** Vick's White King will attract the attention of every person acquainted with Vick's Violet King and Vick's Rose King. The flowers, are large, full centered, and pure white, and of the same type as Vick's Violet King. The plant, however, belongs to the upright class. Stems are long, and very free from side shoots. In the field this Summer there were any number of plants from which one could have cut six to twelve marketable flowers with stems 14 to 20 inches long. Vick's White King is an extra good shipping variety, and is sure to win favor among commercial florists. Per pkt. 25c.




WHITE KING ASTER

ASTERS—Continued



NEW ASTER, CARDINAL



HOHENZOLLERN ASTER. The finest type of the Giant Comet, or Ostrich Feather type of Asters. Much larger than the Giant Comet, the petals longer and more curled and twisted, and produced in greater abundance. Borne on long stem, which makes them cut flowers par excellence.

	Pkt.
(72) White	\$0.10
(73) Crimson10
(74) Pink10
(75) Brilliant Rose10
(76) Light Blue10
(77) Mixed. 1/8 oz. 25c.10


(78) **ASTER EARLY-FLOWERING HOHENZOLLERN, SILVERY-LILAC.** A charming, most delicately colored new variety of this exceedingly early-flowering Aster, so highly appreciated for all kinds of florists' work, especially for vases on the table. The plant of this novelty is of globular habit, attaining a height of two feet and bearing on long, strong stalks, well-shaped flowers of from five to six inches across, with elegantly waved and curled florets. This novelty is at the same time very serviceable for bedding purposes, commencing to flower the latter part of June and lasting in bloom for a very long time. Per pkt. 15c.

(79) **NEW WHITE UNICUM ASTER.** This grand new Aster, two feet in height and of vigorous branching habit, differs essentially in form of flowers from all other large-flowering classes. The flowers are composed of long narrowly-channeled petals regularly expanded in all directions, presenting beautiful loose flowers of wonderful form, five to six inches in diameter. Splendid variety for cutting and for exhibition purposes. About 60 to 70 per cent. come true from seed. Per pkt. 15c.

(80) **CARDINAL.** The coloring of this novelty is entirely distinct from any other Aster; in fact it possesses a striking color of its own. It is particularly adapted for bedding, owing to its free blooming qualities and brilliant coloring. When massed in a bed by itself, its deep vivid cardinal color is as striking as the scarlet Salvia. Cardinal begins blooming the first to the middle of August, retaining its brilliant coloring and full, well-developed flowers until late in the Fall. Is excellent for cutting. Per pkt. 10c.


(81) **LAVENDER GEM.** The color of this new variety is the most beautiful ever seen in the Aster. When first opened the flower is an exquisite shade of delicate lavender, deepening with age. The flower is always full double, showing no tendency to produce single or semi-double blooms. The feathery effect of the Ostrich-feathered type, to which it belongs, is enhanced by the fact that it bears a large proportion of long, partly tubular florets, that are irregularly cut and slashed, so that the flower looks like a ragged Chrysanthemum. In season it comes between Queen of the Earlies and Daybreak. Per pkt. 10c.

(82) **DAYBREAK.** This beautiful Aster is one of those rare gems that have come to stay; no private garden is complete without it and for florists' use it is unsurpassed. The flowers are round as a ball, very large and full, on long stems; the color a lovely sea-shell pink. The plants flowers very early, and is a continuous free bloomer, a compact strong grower, and in all respects a desirable addition. Per pkt. 10c.



LAVENDER GEM ASTER

ASTERS—Continued



PURITY ASTER

- (83) **PURITY.** Is the handmaid to Daybreak, being identical with it in form and habit, but the blooms are pure white. A finer combination of color cannot well be imagined than the massing together of these two beauties, either in bouquet groups or for decorative design. The plant is an early free bloomer, like its companion. Per pkt. 10c.




ROYAL PURPLE ASTER

- (84) **SUNSET.** Since the introduction of Daybreak and its sister, Purity, which in popularity have far surpassed our highest expectations, we have been striving to produce new colors in the same class, and at last our efforts have been rewarded with success. Last year we were pleased to introduce an additional color in the Imperial class, an extremely delicate shade of light pink, shading to a deep rich pink in the center, making a most charming addition to this valuable class, not only on account of the color, but the time of blooming, which is several days earlier than Daybreak. The habit of the plant is identical with Daybreak and Purity, while the magnificent globe-shaped flowers are borne on long stems, and in the greatest profusion. Per pkt. 10c.
- (85) **VIOLET KING.** The habit is similar to the branching Aster, vigorous in growth with long stiff stems. In form the flower is entirely new and distinct from any other variety; petals somewhat resemble the quilled varieties, but are much larger and broader, those in the center being fantastically twisted, curled and incurved, completely covering the crown. The bloom is round, full and very large, many of the flowers measuring from four to five inches. Its color is a soft violet-lilac. It comes into bloom about ten days before the Branching Aster. Per pkt. 10c.
- (86) **EARLY SNOWDRIFT.** The earliest Aster in cultivation. Being a few days in advance of Queen of the Earlies, while the flower is not surpassed in beauty by any of the later varieties. The entire energy of the plant seems given to the production of 12 to 20 long, slender, upright stems, crowned with immense feathery flowers. The long, recurved petals give the flowers an exceedingly graceful effect. Per pkt. 20c.
- (87) **ROYAL PURPLE ASTER.** A new strain of branching Aster, growing about 15 inches high. Its habit of growth is entirely distinct, the stems growing directly from the ground, and not on side shoots from the main stem like other varieties. A medium early bloomer continuing in flower until late in the Fall; in fact holds its blooms longer than any other variety. The flowers are larger and full to the center; petals flat and somewhat incurved; color bright purple. Per pkt. 10c.

Gordinier's Special Mixture Tall Asters

- (88) This is a mixture of the most beautiful, striking and distinct colors of all the above tall-growing Asters, selected from the cream of the Truffaut's, Victoria, Crown, Giant Comet, Hohenzollern, Ostrich Plume, Branching and other desirable sorts, and includes many kinds specially purchased for this mixture; also the kinds listed in the Novelties. This is the finest mixture of Tall Asters in existence and the most critical lover of this flower will be astonished at the wide range of colors and varieties given in this truly excelsior strain. Per pkt. 10c., 1/8 oz. 50c.





BALSAM

BALSAM (Lady's Slipper)

Balsam, known also as Lady's Slipper, is a superb house or out-door plant, producing, in great profusion, magnificent masses of perfectly formed and brilliantly colored flowers. The flowers are double, though semi-double and single ones may appear. Should this occur, the plants bearing them should immediately be removed. In order to obtain the best result, the plants should be grown in rich, sandy soil, in a sunny situation. The cutting out of some of the side branches is also advisable, especially with the strong and bushy-growing varieties. The young plants are quick, sure growers, and from seed sown in the open ground in May soon form handsome bushes thickly massed with large, rose-like flowers. Transplanting two or three times has a tendency to dwarf the plants into better shape and to make the flowers more double. Balsams are not often given room for perfect development; they will easily cover 12 to 18 inches of space each way. For the finest flowers choice seed is more than usually essential, for cultivation and selection have wrought wonders with this plant. We offer the finest double sorts.

Improved Camellia-Flowered Balsam. Of all the varieties under cultivation this is the finest. Flowers of extra size double and full centered with reflexed petals.

(89) Peach Blossom	\$0 05
(90) Carmine	05
(91) Lavender	05
(92) Rose	05
(93) Bright Scarlet	05
(94) Red, Spotted White	05
(95) Solferino	05
(96) Dark Blood-Red	05
(97) Pale Yellow	05
(98) Camellia-flowered White. Flowers of extra size, double and full-centered, with reflexed petals. The most elegant of all Balsams.	05
(99) Camellia-flowered Mixed. All the best colors.	05
(100) Finest Double Mixed	05

GORDINIER'S INVINCIBLE BALSAMS

(101) The finest mixture in cultivation. The flowers are very large, measuring from 2 to 3 inches in diameter, of perfect form, resembling the flower of the Camellia, and are as double. In fact, the petals are so densely produced that the yield of seed is extremely small, one single plant often producing not more than 5 seeds. The colors of the flowers are varied and brilliant, comprising pure white, crimson, white shaded lilac, rose, spotted, scarlet, blue, purple and many other tints. Pkt. 10c.

CALENDULA (Pot Marigold)

The Calendula or Pot Marigold, is a showy, free-flowering plant of easy culture—growing readily in any good garden soil—and very effective in backgrounds, beds, or mixed borders. It is also serviceable for pot culture in the winter. The flowers make a rich display, blooming continually and profusely from early in the spring until late in the fall. The seed may be sown in the open ground early in spring, and the plants will bloom early in summer, and continue until late in autumn.

- (102) **Meteor.** Large double-yellow; each petal striped with orange. Oz. 25c., per pkt. 5c.
- (103) **Orange King.** Very large double flowers of a dark orange-red. Oz. 25c., per pkt. 5c.
- (104) **Pure Gold.** A grand variety with double extra large flowers of a pure golden-yellow. Oz. 30c., per pkt. 5c.
- (105) **Favorite.** Light sulphur, each petal striped with creamy-white; the lightest colored variety. Per oz. 25c., per pkt. 5c.
- (106) **Pluvialis** (Cape Marigold). A pretty single-flowering sort, white daisy-like flowers, under side of the petals lilac. Per pkt. 5c.
- (108) **Mixed.** All the double sorts. Oz. 25c., per pkt. 5c.

CALLIOPSIS

This is another of the garden's great forces in yellow, strengthened with rich red maroons and browns. Sow in the open ground in spring and in thinning or transplanting give the plants plenty of room to spread. Their tall, slender habit makes neat staking and tying necessary. All fine for cutting, especially *C. lanceolata*.

- (109) **Calliopsis Golden Ray.** This quaint little annual has much to recommend it, forming globular bushes not over 8 inches high, and completely covered through a long season with its bright, brown and golden yellow flowers, which resemble in miniature a single Cactus Dahlia; of the easiest culture, doing well in any sunny position 10c. per pkt.
- (110) **Coronata.** Showy large pure yellow flowers; excellent for bedding. Per oz., 30c., per pkt. 5c.
- (111) **Golden Wave** (*Drummondii*). Large, rich, golden-yellow flowers, with chestnut-brown centers, produced in great abundance. A border of this looks like a line of gold. Per pkt. 5c.
- (112) **Hybrida Superba.** Showy new hybrids, forming plants about 1 foot high, covered the entire season with miniature flowers, varying in color from pale yellow to dark velvety brown; quite distinct. Per pkt. 10c.
- (113) **Tinctoria fl. pl.** Double and semi-double flowers of yellow and garnet. Per pkt. 5c.
- (114) **Nigra Speciosa.** Rich crimson. Per pkt. 5c.
- (115) **Mixed.** All the choice Calliopsis in mixture. Per oz., 25c., per pkt. 5c.

COREOPSIS

- (116) **Lanceolata Grandiflora.** This is one of the finest of hardy plants, with large, showy, bright yellow flowers produced in the greatest abundance from June till frost. As a cut flower they stand near the head among hardy plants, having long stems and lasting in good condition a week or more. Easily grown from seed, flowering the first year if sown early. Per pkt. 10c.



COREOPSIS

CANDYTUFT



EMPRESS CANDYTUFT

The seeds of the purple Candytuft were introduced into English gardens about three hundred years ago, having been brought from Canada, whence the name Candytuft. It is a showy plant, growing about one foot high, with fine foliage, and bearing, in great profusion, close spikes of fragrant flowers. The best effect in bedding is produced by raising plants in masses, and seeds being sown where the plants are to bloom. Sow the seed in rows from six to eight inches apart, and pull out some of the plants, so that those remaining will have plenty of room. The plants thrive best in rich soil, and should be frequently watered at blooming time, especially if the season is a dry one. The plants are of a branching habit, and it is sometimes necessary, in order to increase the size of the flowers, to prune away some of the shoots. Cultivated in pots, it forms a very neat and pretty plant for the conservatory. Seed sown in the Autumn, out-of-doors, produces flowers in early Spring; if sown in April, it flowers from July until late in the Fall.

- (117) **Empress, or Giant White Hyacinth-Flowered.** A grand variety, producing enormous spikes of bloom, resembling a white Hyacinth. These spikes often measure 7 inches long by 2 3/4 inches in diameter; plant in bloom 12 inches high. To produce the finest spikes the plant should be transplanted. Oz. 40c., pkt. 10c.
- (118) **Rose-Cardinal.** Produces very large umbels of bright rosy-cardinal flowers, so the plant presents one unbroken sheet of bloom. 8 ins. high. Pkt. 10c. Per pkt.
- (119) **Carmine.** Bright carmine rose. Oz. 40c. \$0 05
- (120) **Crimson.** Rich deep shade. Oz. 25c. 05
- (121) **White Fragrant.** Flowers small, very sweetly scented. Oz. 25c. 05
- (122) **White Rocket.** Good spikes of pure white. Oz. 25c. 05
- (123) **Lavender.** Delicate shade of rosy lavender. Oz. 25c. 05
- (124) **Mixed Colors.** Oz. 20c. 05
- (125) **Little Prince.** In appearance like the Giant Hyacinth-Flowered. The bushes grow only about 6 in. high, the spikes are very massive, pure white, and planted in a row or a mass the effect is very fine. It also makes a fine pot plant. Pkt. 5c., 1/4 oz. 15c.
- (126) **Queen of Italy.** This is probably the most beautiful of all. The plants form dwarf compact bushes which are covered with very large pink blooms. It is one of the best of plants for borders and carpet beds on account of its habit, beautiful color, and freedom of bloom. A row of this is a beautiful sight when in bloom. Pkt. 10c., 1/2 oz. 25c., oz. 45c.

HARDY CANDYTUFT

- (127) **Sempervirens.** A profuse white-blooming hardy perennial, coming in flower early in the spring; much used for cemeteries, rockeries, etc.; 1 foot. Pkt. 10c.

CANTERBURY BELLS (Campanula)

These fine old plants are rich in color, profuse in bloom, and of easy culture. For outdoor effects, when planted in quantity, they are glorious, and finest full-bloom specimens of such varieties as *C. calycanthea* can be transplanted to pots for house decoration by soaking the soil about them with water and lifting with a ball of earth. Sow seed of biennials outdoors early in July and thin or transplant to temporary quarters until October. Transplant, then, six or eight inches apart, in a coldframe, where they will make large plants by Spring and are as easily cared for as Pansies. The old practice of covering Canterbury Bells with leaves through Winter is not satisfactory. Transplant in Spring, 18 to 20 inches apart, in beds where they are to bloom. In June and July they flower most profusely, and are in fine form a long time. They also make beautiful pot-plants for Easter.

CANTERBURY BELLS—Continued

(128) Double Mixed	\$0 05	Pkt.
(129) " Blue	05	
(130) " Lavender	05	
(131) " White	05	
(132) " Rose	05	
(133) " Striped	05	
(134) Single Mixed	05	

Calycanthea (Cup and Saucer Canterbury Bells). This is unquestionably the finest type of this old-fashioned and much-prized garden plant. They differ from the ordinary type, in having an extra large calyx, which is of the same color as the flower, giving the appearance of a cup and saucer. They are effective either in the garden or grown in pots for conservatory or table decoration. The increasing demand has induced us to offer this type in separate colors as well as in mixture, viz.:


- (135) **Finest Mixed.** All colors of the Cup and Saucer type. Per pkt. 5c.
- (136) **Double Mixed.** All the double-flowering medium varieties. Per pkt. 5c.
- (137) **Imperialis (Imperial Canterbury Bells).** A new type, having many points of merit over the common form, being dwarfer, of more regular pyramidal form, blooming two weeks earlier, flowers larger and of better texture, borne upright on stiff stems, making them as valuable for pot culture as for the open ground. The colors comprise white, delicate-rose, carmine-rose, violet, Cattleya or orchid color, dark blue, etc., with the delicate shades predominating. Mixed colors. Per pkt. 15c.

CARNATION

Well-known and very popular half-hardy perennial, which, until the introduction of the Marguerite class, was mainly grown by the florist in the greenhouse and occasionally by the amateur in pots in the house. The Marguerite class, including the original and later introductions of similar type, are treated as annuals, blooming in about four months from seed, which may be sown in the open early in Spring, usually by May 1, but preferably earlier in the house. Set plants in the open about the middle of May; this greatly lengthens the period of blooming. By cutting the flower-stems early in Fall and potting plants, they will bloom through the Winter in a cool room. Plant in rich soil about 12 in. apart.

Giant-Flowering Marguerite Carnation Seed. These gorgeous and fragrant garden Carnations flower profusely Summer and Autumn, from seeds sown in the Spring. The flowers of this wonderful strain often measure three inches across, and are usually as double as double can be. The variety of color includes white, blush, deep pink, salmon, carmine, scarlet, dark crimson, maroon, and many beautifully variegated flowers. Most of them have beautifully fringed petals, and are delightfully fragrant. One great merit of these Carnations is that they commence to flower in about twelve weeks' time from seed. Seeds sown in the Spring will produce luxuriant plants that will be continually full of bloom from August until killed by severe frosts, or seeds may be sown during the Summer for the Winter-flowering plants.

- (138) **Giant Double Marguerite Carnation, Mixed.** Per pkt. 10c.



CAMPANULA

CASTOR OIL PLANT (Ricinus)

Picturesquely showy and imposing, the Ricinus gives to the garden magnificent semi-tropical effects, and may be used in a variety of ways. Grown as a specimen it makes a perfect pyramid of gigantic leaves; a dozen plants in a large bed show a glorious mound of glistening colors and may be admired from a long distance; planted thickly, it soon forms a handsome screen or hedge; the lower-growing, dark-leaved sorts are beautiful for dotting here and there among Cannas. Tall varieties grow from eight to ten feet high, with leaves several feet across and beautifully lobed. For a temporary hedge, quickly raised from seed, and one that will serve every purpose during the time which must elapse before the permanent planting is established, there is nothing better than Ricinus. By sowing the mixed varieties you will get a good mixture of foliage color when the plants reach maturity. The seed should be planted where they are to grow, as transplanting often stunts the growth.

- (139) **Ricinus Panormitanus.** A cross between Ricinus Cambodgensis and Zanzibariensis gave birth to this splendid hybrid, which inherits its color from the former, and from the latter its gigantic dimensions. Thus the stem and stalks at an early age are covered with a blue bloom, becoming later on quite dark, while the leaves measure two and one-half to three feet in diameter. The plant has a noble, upright habit and when fully developed forms a huge symmetrical bush of wonderfully ornamental aspect; it will doubtless play an important part for planting in isolated positions on lawns and for other decorative purposes where large specimen plants are required. Per pkt. 10c.
- (140) **Borboniensis.** Very large and beautiful green foliage; 15 feet. Per oz. 15c., per pkt. 5c.
- (141) **Gibsoni.** Dwarf branching habit, deep red foliage; 5 feet. Per oz. 15c., per pkt. 5c.
- (142) **Cambodgensis.** The main stem and leaf stalks are shining ebony, leaves large, regularly divided and richly colored. The foliage assumes different shades as the plant increases in size, so that very striking effects may be obtained when planted in groups; 5 feet. Per oz. 20c., per pkt. 5c.
- (143) **Zanzibariensis.** A distinct class which surpasses in size and beauty all the varieties hitherto known. The plants attain great dimensions, presenting a splendid aspect with their gigantic leaves. The different varieties included in our mixture have light and dark-green leaves and some of coppery bronze, changing to dark green, with reddish ribs. The seeds are quite distinct in color and beautifully marked. Per oz. 15c., per pkt. 5c.
- (144) **Mixed.** All sorts, old varieties. Per oz. 15c., per pkt. 5c.

CENTAUREA

C. Cyanus, the popular cornflower, is also known as "Blue Bottle," "Ragged Sailor," "Kaiser Blumen," and sometimes as "Bachelor's Button." These are bright-flowered plants of hardiest nature and simplest culture, yet esteemed among the most attractive and graceful of all the old-fashioned flowers. When placed in water the flowers increase in size.

CORNFLOWER (Centaurea Cyanus)

- (145) **Emperor William.** This is a beautiful dark blue variety growing about 1* feet high and also known as "Blue Bottle." A fine variety for cutting. Per pkt. 10c.
- (146) **Victoria.** A dwarf variety growing only about nine inches high. Fine for pots and edgings. A beautiful azure-blue. Per pkt. 10c. Pkt.
- (147) **Cornflower, Pure White**\$0 10
- (148) " **Rose** 10
- (149) " **Mixed** 05
- (150) " **Double Blue.** This is identical in color to the popular single blue variety, which is so much in demand for cutting, especially for boutonnières, but, being a full double flower, it takes fewer of them to make a nice bunch, and is better in every way. Per pkt. 10c.

VARIOUS CENTAUREAS

Giant Imperial Sweet Sultan (Centaurea Imperialis). These new varieties of the old Sweet Sultan are grand improvements, producing long-stemmed blossoms three to four inches across, of graceful, airy effect, and most deliciously fragrant. The colors are varied from glistening white through shades of red, from flesh-pink to crimson and through blues from silvery-lilac to royal-purple, some of them having centres of some distinct color, as violet with white centre, etc.; for bouquets, vases, or as corsage flowers they are of exceptional value. If cut scarcely opened they will last for ten days in water. The plants are of the easiest culture, flowering freely in the garden the first Summer from seed sown in the Spring. They are of strong, bushy form. Two to three feet high.

CENTAUREAS—Continued

	Pkt.
(151) Giant White	\$0 10
(152) Giant Deep Lavender	10
(153) Giant Lilac	10
(154) Giant Deep Purple	10
(155) Giant Yellow	10
(156) Giant Rose	10
(157) Giant Finest Mixed	10
(158) Giant Odorata, "Chameleon." A superb yellow and rose sort with large fragrant flowers. Per pkt. 10c.	
(159) Giant Odorata "Margaritae," Pure white 2½ inches across, exquisitely lacinated and delightfully scented; forms stocky, well-budded little bushes. A real garden treasure about 1½ ft. high. Per pkt. 10c.	
(160) Centaurea Americana. A splendid native variety, growing three feet high and bearing immense thistle-like blooms of a heliotrope color. Very showy in the mixed border and splendid for cutting. Per pkt. 10c.	
(161) Giant White Centaurea. (Centaurea Americana alba.) This native annual flower is also known as the Star Thistle. It is showy when in bloom and a free and hardy plant. Although an annual it grows to a large size in the one season, and the immense heads of double fluffy blooms are quite as showy in flower borders as peonies or hollyhocks. The color is almost pure white. The stems shoot up from one to three feet, sturdy and strong, branching near the ends and every branch bearing a bloom. It is an excellent plant for cut flowers, the flower lasting several days when cut and the stalks being long and wiry. Pkt. 15c.	
(162) Centaurea suaveolens. (Yellow Sweet Sultan, or Grecian Cornflower). Very showy, large bright-yellow flowers; sweetly scented. Per pkt. 10c. Pkt.	
(163) Centaurea moschata. True purple Sweet Sultan..\$0 05	
(164) Centaurea moschata alba. True white Sweet Sultan 05	
(165) Centaurea moschata. Mixed 05	

WHITE-LEAVED CENTAUREAS (Dusty Millers)

Fine for bedding, vases, hanging-baskets and pots; also extensively used for margins. As an edging to a bed of dark-leaved Cannas, these are particularly effective. Sow the seed from December to April. Pkt.

- (166) **Gymnocarpa.** Fine cut silvery foliage; 1½ feet..\$0 10
- (167) **Candidissima.** Silvery white; leaves broadly cut 10
- (168) **Ratifolia purpurea.** Like the above, this silver-leaved plant is peculiarly adapted for beds, groups, filling vases, etc. 15



CENTAUREA CYANUS



CHRYSANTHEMUMS

Do not confound these annuals with the Winter-flowering sorts of the florist. They bloom profusely from early Summer until frost, and when grown in large beds or masses their bright colors make a splendid show. The plants can be brought into bloom early by sowing the seed in frames or window boxes, and afterward transplanting to the garden; or seeds may be sown where the plants are to flower, if the seedlings are thinned to eight or ten inches apart. A little pinching back in early growth makes the plants bushy and shapely. Average height, 1 to 1½ feet. For the magnificent large-flowered sorts the more expensive packets should be ordered.

ANNUAL VARIETIES


- (169) **"Bridal Robe."** This is a fine dwarf, compact form of *C. Inodorum*, which is one of the good annuals, especially valuable for cutting. The plants grow about a foot high, and are covered the entire Summer with their beautiful snow-white double flowers, not unlike the white English Daisy. Per pkt. 20c., 3 pkts. 50c.
- (172) **Segetum, Evening Star or Helios** (Annual Golden Marguerites.) A splendid variety for cutting, flowers three inches across, of pure golden-yellow; in general appearance resembles the yellow Paris Daisy. Per pkt. 10c.
- (173) **Morning Star.** This is a wonderfully attractive and easily grown annual, producing very freely large and single flowers of simple yet most attractive form. The color effect is delightfully fresh, a bright yellow with deeper shade at base of petals. These flowers are splendid for cutting and even florists find them in strong demand both in the Spring and Fall market. Pkt. 10c.
- (174) **Coronarium Double Mixed.** Yellow, white, etc. Pkt. 5c., oz. 30c.
- (175) **Single Mixed** (Painted Daisies). Per pkt. 5c., oz. 30c.
- (176) **Chrysanthemum Carinatum Northern Star.** The flowers of this giant-flowering variety of *Chrysanthemum carinatum album* measure on the average 3½ in. across, i. e., they are considerably larger than those of the old *Chr. carinatum album*. Although not quite as floriferous as the latter, the plants, 18 in. in height, are quite distinct by their robust habit, nevertheless make a better display by reason of the much greater size of the bloom. The radiant white of the petals, passing toward the center into a soft yellow, shows up strikingly against the bold black disk, and there is no doubt that this new Chrysanthemum, which comes nearly true from seed, will prove a real treasure to the grower of flowers for cutting. Per pkt. 10c.

PERENNIAL VARIETIES

This section includes the large-flowered sorts, and also the pretty, hardy Pompons that make bright masses of color in our gardens long after heavy frosts have cut down other flowers.

We wish to make quite clear the distinction between this class and the Annual Chrysanthemums just described, that, as has sometimes happened, heretofore, customers may not order seed of the Summer-blooming garden varieties, expecting them to yield the grand show flowers of late Fall. The great blooms of the exhibitions are obtained from cuttings carefully cultivated. For ordinary culture and room decoration, plants pinched back to form a number of branches and holding from five to ten flowers are satisfactory. Average height of show kinds, three feet.

(177) **Chinese and Japanese Chrysanthemums.** The seed we offer is saved from a collection of 50 different varieties, both Chinese and Japanese. If this seed is sown in February and March, and properly treated, the plants will bloom profusely next Fall. Pkt. 15c.



CARINATUM NORTHERN STAR CHRYSANTHEMUM

CLARKIA

These are among the prettiest native hardy annuals that come to us from beyond the Rocky Mountains. They bloom so freely and have flowers of such various bright colors that a bed of them in full bloom is a very beautiful sight. They are useful, too, for hanging baskets, for vases and as edging plants. Sow outdoors in early Spring and grow in partial shade. They bloom through Midsummer to late Autumn. Average height, 1½ feet.

- (182) **Finest Double Mixed** Pkt. \$0.05
- (183) **Finest Single Mixed**05

COCKSCOMB

Popular free-blooming, half-hardy annual, bearing flowers of comb-like form, the recently improved strains producing under best cultivation heads of enormous size. Grown either by itself or combined with other plants, the Cockscumb makes a striking and effective display. While seed may be, and more generally is, sown in the open ground, for best results it should be sown early in the house, and the young plants transplanted into small pots in which they should remain until they show signs of blooming, when they should be shifted to a permanent location. The Cockscumb requires good rich soil, ample room and plenty of moisture to fully develop its flowers.

- (184) **Empress**. Combs of colossal proportions; they have been grown measuring 45 inches from tip to tip; rich crimson. Per pkt. 10c.
- (185) **Glasgow Prize**. Immense, showy dark crimson combs. Per pkt. 10c.
- (186) **Queen of the Dwarfs**. This we consider the finest of the dwarf-growing Cockscombs. The plants grow only eight inches high, with beautiful dark rose-colored combs, measuring under good cultivation, two feet across. Per pkt. 10c.
- (187) **Variegata**. Variegated with crimson, orange, green, striped, etc., of the most brilliant hues; three feet. Per pkt. 5c.

FEATHERED COCKSCOMB (Celosia Plumosa)


Make fine plants for large beds or groups, and the plumes or flowers can be cut and dried for Winter bouquets.

- (189) **Thompson's Superb**. Of pyramidal growth, attaining a height of a little more than two feet, and producing graceful, feathery plumes of the most brilliant crimson. In sunlight the rich color of the flower spikes is beautifully contrasted with the bronze-colored foliage. Per pkt. 10c.

PLUMED COCKSCOMB

A very superior type of Celosia, forming pyramidal, branching plants 3½ feet high and bearing large conical, plumed heads of either golden-yellow, fiery-scarlet, purple, salmon, blood-red, etc. The plants are annuals, growing easily and quickly from seed, and present a very showy appearance in the Summer garden, lasting long in bloom.

- (190) **Thompson's "Magnifica," Mixed Colors**. Per pkt. 10c.



GORDINIER'S MAMMOTH PERFECTION COSMOS

COSMOS

A rapid-growing, graceful plant, with beautiful, feathery foliage, bearing flowers which resemble the single Dahlia; a very hardy annual of strong, vigorous habit, growing about 5 feet high in ordinary soil and often 8 feet in very rich. It is seldom given room enough; plants should not stand closer than 2½ feet apart, and, in rich soil, a greater distance. Cosmos makes a most desirable background for many other plants, its beautiful, finely cut foliage alone making it well worth the growing for this purpose. Its value, however, is greatly increased by its lovely flowers—white, pink, crimson or rosy purple—borne in great profusion on long stems, rising above the foliage in an especially graceful manner, equally graceful in appearance when arranged in a vase with sufficient foliage. For this purpose but few other flowers are so desirable, and none can be had so late in the season, as, owing to the great hardiness of the plant, it bears fine flowers even after the first light frosts have come. Topping the plants when half grown will induce earlier flowering and they will also flower earlier and more profusely if grown on rather light and not too rich soil.

GORDINIER'S MAMMOTH PERFECTION

The Glory of the Autumn Garden

These are the latest developments in this favorite Autumn-flowering annual; the flowers are giants, often four to five inches across. The petals are broad and overlapping, and of splendid substance. For cutting this is one of the finest flowers grown. The long stems and feathery foliage lend themselves to graceful arrangements. The plants, five to six feet high, are of symmetrical, pyramidal form.

- (191) **Gordinier's Mammoth White** Pkt. \$0.10
- (192) " " **Pink**10
- (193) " " **Crimson**10
- (194) " " **Mixed**05

- (195) **New Gigantic-Flowering Cosmos "Lady Lenox."** This, the latest development in this popular Autumn flower, bears gigantic flowers six to seven inches across, with wide, overlapping petals of splendid substance, making a perfectly circular flower which is borne on very long stems, in color a beautiful shell-pink. The plant is of strong, vigorous growth, six to seven feet high. Per pkt. 20c.

- (196) **"Klondyke."** Golden yellow, flowers borne on long stems and measure from 2½ to 3½ inches across. To get this variety in bloom before frost in the States north of Virginia it should be grown in pots or boxes, so that the roots are confined, thus throwing it into flower. Per pkt. 20c.

GORDINIER'S EARLY COSMOS

Summer Flowering

Unfortunately, large-flowering Cosmos do not bloom until late in the season. This new early-flowering strain begins to bloom scattering in June, the quantity increasing gradually until August, and from that time until frost the plants are a mass of flowers. The flowers are smaller and the plants are dwarfer than the late-flowering Cosmos offered above, forming compact bushes only four feet high.

- (197) **Gordinier's Early Cosmos White** Pkt. \$0.10
- (198) " " **Crimson**10
- (199) " " **Pink**10
- (200) " " **Mixed**10

- (201) **Dwarf Early-Flowering "Dawn."** This variety comes into flower in July, making their successful cultivation possible in the most northerly States; it is of dwarf compact growth, growing 4½ feet high. The flowers are as large as the old type; the color is a beautiful white, relieved by a delicate tint of rose at the base of the petals. It originated in the garden of one of our customers in northern New York. Per pkt. 15c.

SUMMER CYPRESS (Kochia)

- (202) **Kochia Scoparia**. This ornamental annual plant grows quickly from seed sown in the open ground when the trees are coming out in leaf, and the plants are always of rounded or globe-like form. The stems are clothed with slender light green leaves. Early in the Fall the ends of the shoots are set thickly with small bright scarlet flowers—the bushy plants resembling balls of fire. The plants grow two and one-half feet high and are equally showy planted singly to show the ball-like form on all sides or grown in continuous rows. Per pkt. 10c., ¼ oz. 25c.

DAHLIA

One of the best late Summer and Autumn flowering plants, and now enjoying a wide popularity; the double sorts will bloom the first season if the seed is sown before the beginning of April; the single sorts will bloom from seed sown in the open ground as late as June, although an earlier start is better. Many prefer the single sorts to Cosmos, they having a larger variety of colors and a longer season of bloom.

- (203) **Twentieth Century, or Orchid-flowered.** One of the most sensational introductions in many years. In size the flowers are giants, 4 1/4 to 7 inches across; and in color vary from almost pure white to deep crimson-lake. The stock we offer was saved from nothing but the finest flowers of the true type, but, like most Dahlias, are likely to come somewhat variable. Per pkt. 15c.
- (205) **Single Giant Perfection.** This strain produces flowers of immense size, averaging six inches across, of the most bewildering variety of coloring. Per pkt. 15c.
- (207) **Single Tom Thumb.** Of neat, compact and dwarf habit, growing one foot in height; very free-flowering, invaluable for cutting purposes, and admirably adapted for planting in masses and for border decoration. Per pkt. 10c.
- (209) **Double Large-Flowering.** Saved from fine show and fancy sorts. 1/4 oz. 40c., per pkt. 10c.
- (210) **Benary's Giant Semi-Double.** This really remarkable strain of large-flowered Dahlias has arrested the attention of all visitors to my grounds this Summer. Nothing quite like them has as yet been offered. Whether semi-double or single the flowers are almost without exception of enormous size and gorgeous in color and seedlings readily flower the first year. Not only do they form magnificent late-blooming groups, but the huge flowers, skillfully arranged in large vases, make a most striking effect for table decoration. Per pkt. 20c.
- (211) **New Peony-flowered Dahlia.** The flowers are generally semi-double and the petals twisted and curled in a most pleasing manner. The colors include white, yellow, light pink, plum, scarlet, and crimson, some flowers being flaked and splashed. Per pkt. 10c.



BENARY'S GIANT DAHLIA

DELPHINIUM (Larkspur)

In variety and beauty of its blue tints which are as numerous as they are charming, no other plant can equal the Delphinium. Ordinarily the tall sorts are planted among shrubbery, or as a background for dwarfs which are favorites for bedding. Some of the species flower both early and late; the season for all can be prolonged by cutting away withered flower-stems. They are sometimes increased by division, but are much more robust when grown from seed. All varieties are easily cultivated and adaptable to many conditions, but in a soil deeply dug and well enriched with fine old manure their blooms are the finest. They must have plenty of room to grow, 1 1/2 to 2 feet each way is not too much for the taller sorts.

ANNUAL VARIETIES

These include the Rocket and Hyacinth-flowered, so called from their long, narrow flower-spikes. They bloom best in a rather cool, moist soil. Sow seed in the open border, either in Spring or Fall, preferably the latter, so that germination may take place very early in the Spring. As the seedlings grow, thin them to stand six to eighteen inches apart, according to variety. The shades of color include light, dark and azure-blue, white, buff rose, apple-blossom, pink, brick-red, red-lilac, dark lilac, violet and fawn. The varieties are seldom kept separate as they are quite as pretty and convenient for cutting when sown in mixture. Some of these are really hardy biennials, but because they bloom the first season we treat them as hardy annuals.

TALL BRANCHING LARKSPURS. This splendid class grows two to three feet high and bears large double flowers on long spikes, rendering them of exceptional value for cutting purposes. They are of long-continued bloom, keeping up a bright display until cut down by frost. Colors: white, light blue, dark blue, flesh color, pink, rose, violet, striped, etc.

(213) **Mixed Colors**Pkt. \$0.10

GIANT HYACINTH-FLOWERED LARKSPURS. A much improved type of the popular garden annual. The splendid flowers are very large, very double and of various beautiful colors, shades and markings, borne on spikes like immense Hyacinths. Height, 15 to 18 inches.

(215) **Mixed Colors**Pkt. \$0.10

(216) **Newport Pink.** A rose-colored and very beautiful free-flowering sort. If sown outdoors in Spring it will bloom by first of August; two feet. Per pkt. 10c.



TWENTIETH CENTURY DAHLIA

DELPHINIUM—Continued

PERENNIAL VARIETIES

These are usually taller than the annuals, requiring more space between the plants. If sown in the Fall or very early Spring, nearly all will bloom the first season. The foliage is clean and pretty; habit strong and neat; flower-spikes long and dazzling.

- (219) **Chinese Mixed** (*C. grandiflorum*). The stems have many lateral branches, with large flowers ranging from pure white to deep indigo-blue. Young seedlings will bloom from Midsummer until frost; two feet. Per pkt. 10c.
- (220) **Formosum**. Brilliant blue, white center; especially fine and attractive; three feet. Oz. 75c., per pkt. 10c.

ESCHSCHOLTZIA

(Commonly called California Poppy.)

The state flower of California. An annual, very bright and rich in its pure tints of yellow and orange. The plants average about a foot in height, with silvery foliage, and produce their large, poppy-like flowers from early Spring until frost. They are most effective when grown in beds of considerable size, over which the seed may be sown broadcast thinly and lightly raked in. These sowings may be made early in Spring, or late in Autumn for earlier germination, blooming the next Spring. Useful as a pot-plant and for cut-flowers.

- (226) **Burbank's New Eschscholtzia, "Fire-Flame."** The plants of this new strain grow compact, generally upright, produce flowers in the utmost profusion throughout the season, which are wonderful in color, being a rare combination of lemon-yellow and rosy-crimson, not in stripes, but in a perfect blend which has very aptly suggested the name of "Fire-Flame," which in two words describes the color combination which would otherwise take a paragraph. Nothing as beautiful in this shade has before been seen among the Eschscholtzias.—Luther Burbank. Pkt. 10c. Pkt.
- (227) **Carmine King.** Carmine-rose on both sides of the petals \$0.15
- (228) **Single Mixed.** All colors.Oz. 25c. .05
- (229) **Double Mixed.** All colors.Oz 40c. .05
- (230) **"Crimson and Gold."** Beautiful variation in colors of orange, yellow, rose and vermilion and all intermediate shades. Per pkt. 10c.
- (231) **"Dainty Queen."** This charming California Poppy is well named, the color being a dainty, pale coral-pink, slightly deeper toward the edges, the coloring being the same on both sides of the petals; of erect, compact habit and very free-flowering. Per pkt. 20c.
- (232) **Hunnemannia fumarifoliae (Bush).** Grows into a bush two feet high, with the beautiful foliage of the Eschscholtzia enlarged. Large cup-shaped flowers, three inches across, on stems 12 inches long; the color is of clear bright yellow, contrasting vividly with the bunch of golden stamens in the center; the petals are broad, overlapping and crinkled like crushed yellow satin. Plants, from seed sown early, commence to bloom in July and continue to flower for months. Per pkt. 10c
- (233) **"Golden West."** These Giant-Flowering "California Poppies" are among our most beautiful and popular annuals. From Spring-sown seeds they flower profusely until late in the Autumn, making them invaluable for bedding. The flowers of these new giants are of immense size, from four to five inches in diameter. The colors are intense and shining yellows. In some an orange blotch almost suffuses the whole flower, in others it runs into the yellow in fine penciled lines, others again have an orange center with a margin of clear yellow. Mixed Colors. Per pkt. 10c.

FOUR O'CLOCK (Marvel of Peru)

The Mirabilis, commonly known as Four O'Clock, or Marvel of Peru is a beautiful Summer-blooming plant of bushy habit, each plant bearing, throughout the season, large flowers which are produced amidst dense foliage, making a very attractive display. The funnel-shaped flowers are very fragrant, some being of one solid color, while others are striped and spotted in a most beautiful and diversified manner. Flowers have the strange habit of remaining tightly closed until about four o'clock in the afternoon, when they

all open together and the plants become a glowing bank of vivid coloring. Seed should be sown thinly in drills where plants are to bloom as soon as all danger of frost is past in the Spring.

- (234) **Gordinier's Finest Mixture** Pkt. \$0.05
Separate Colors05

FORGET-ME-NOT (*Myosotis*)


These dainty elegant little flowers are hardy perennials that love cool, moist soils, and, like Pansies, bloom most freely in Fall and early Spring. They make beautiful close borders, or edging, thickly sprinkled with pretty flower-sprays, and will bloom nicely in Winter in a cool room or cold frame. Once at home in a garden they establish themselves by self-seeding. All the varieties are general favorites. Sow in Spring in a warm, sunny border. Most varieties bloom freely the first season and profusely the second. Average height, six inches.

- (235) **Alpestris Victoria.** Of bushy habit, bearing large umbels of bright azure-blue flowers; very fine. Per pkt. 10c.
- (239) **Royal Blue.** This beautiful variety belongs to the upright pillar-shaped section, of which a number of varieties have been sent out in the last few years. This is a grand addition, the flowers being of larger size and a deeper blue than any other, and as a variety for pot culture is unexcelled. Per pkt. 15c.

FOXGLOVE (*Digitalis*)

Some new sorts rival Gloxinias in shadings and markings. Seed may be sown outdoors in Spring and the seedlings transplanted where they are to grow, or, preferably, to a cold frame, where they make extra-strong plants, that will flower in magnificent spikes the next season. They are most satisfactory when treated as biennials, sowing the seed every year in rich deep soil and partial shade. Average height, two to three feet. Easily cultivated. When the center spike begins to fade it should be cut out, and the side shoots will, in consequence, grow more vigorously.

- (245) **Montrosa. Mixed colors.** A very unique and beautiful type, producing long spikes of large flowers of various colors, many of which are beautifully spotted, etc., but the striking feature of this strain is the enormous bell-shaped blossom that tops each spike of flowers. Per pkt. 10c.



DIGITALIS



GAILLARDIA

GOURDS

Gourds, being of extremely rapid growth, are excellent for covering verandas or trellis-work and for training over arbors, fences, etc. The curious fruit and the highly ornamental foliage render the vines very attractive. The seed may be planted in the open ground as soon as all danger from frost is over. Care should be taken to give the vines early and ample support.

	Oz.	Pkt.
(253) Dipper, or Calabash	\$0.25	\$0.05
(254) Hercules' Club. Club-shaped; 4 ft. long...	.25	.05
(255) Egg-shaped. Fruit white like an egg....	.25	.05
(256) Orange-shaped (Mock Orange)25	.05
(257) Bottle-shaped25	.05
(258) Turk's Turban. Red striped25	.05
(259) Pear-shaped. Striped; very showy.....	.25	.05
(260) Serpent. Striped like a serpent; five feet in length25	.05
(261) Chinese Sponge or Dish Rag. Beautiful foliage and yellow flowers, followed by long green fruit, the inside being a tough fibrous mass, which upon removal of the seeds makes an excellent substitute for a sponge in the bath, or for a dish rag.....	.25	.05
(262) Egg-shaped. Resembling in color, shape and size the eggs of hens, do not crack, and are uninjured by cold or wet; they make excellent nest eggs25	.05
(263) Sugar Trough25	.05
(264) Mixed Varieties.20	.05

GAILLARDIA (Blanket Flower)

ANNUAL VARIETIES

Splendid showy annuals, remarkable for the profusion, size and brilliancy of their flowers, continuing in bloom from early Summer till November; excellent for beds, borders or for cutting; one and a half feet.

- (248) **picta Lorenziana.** A charming, profuse double-flowering strain; beautiful mixed colors. ¼ oz. 20c., per pkt. 5c.
- (249) **picta Josephus.** A very desirable new annual, which grows about fifteen inches high and produces its brilliant single flowers almost the entire Summer. Color rich red in the center with a broad yellow band. Valuable for beds, borders and cut. Per pkt. 10c.
- (250) **picta mixed.** Single sorts; fine colors. ¼ oz. 15c., per pkt. 5c.

PERENNIAL VARIETIES

The following are among the showiest and most effective hardy perennial plants, and should find a place in every hardy border. They thrive in almost any position or soil, require no protection, and take care of themselves. If sown early they begin flowering in July, continuing a mass of bloom until frost; fine for cutting; two feet.

- (251) **Grandiflora Maxima Kermesina Splendens.** New crimson hardy Gaillardia. A magnificent color; rich crimson center with a border of canary yellow. The flowers are immense, over four inches across and are borne on long stout stems. Per pkt. 10c.
- (252) **"Sulphur Queen."** The most striking of the hardy Gaillardias. Flowers are of good size and substance, are borne on wiry stems and are excellent for decorations. The color is a pale sulphur-yellow with a bright maroon eye, giving the flowers a very distinct appearance. Per pkt. 10c.

HOLLYHOCK

These stately, old-fashioned perennials are most striking when seen in groups or long rows against evergreen hedges, shrubbery, etc., and, in their turn, form a very fine background for plants of lower growth. Their color-variety is wonderful, ranging from pure white through almost every conceivable shade of yellow, red and rose to ashen-grey and almost black. Although Hollyhocks are very permanent and hardy for the first Winter, it is advisable to sow seed every year, as the flowers on young, vigorous plants are much finer than on old ones. Sowings should be made in April or May, and not later than June, to flower the next year.

Sow seed in a drill one inch deep in a sunny, rich soil, leaving plenty of space between the seeds to allow the young plants to grow without crowding until the next Spring—not less than four inches. The drills should be eighteen inches apart, to permit cultivation either with the wheel cultivator or hand hoe. At the approach of Winter protect the plants by a light covering of straw and leaves with boards placed over all, both to hold the covering and to shed water. This is, of course, best done by having two boards joined together to form an inverted V. When the covering is removed the following Spring, the plants will be in perfect condition to transplant to the position they are to fill in the garden. When lifting them take great care to dig deep and secure intact the long, fleshy roots, as they are the standby of the plants during the stress of hot weather and drought. The reason why there are so many Hollyhocks of only average quality seen, and so few really good ones is that insufficient care is given to preparing the soil. The Hollyhock is a plant that can hardly be overfed, and revels in a deep rich soil. Double dig the place where they are to be planted and, put a generous quantity of rich manure in the trench when refilling it; or feed freely all through the growing season with nitrate of soda, one-half ounce, and superphosphate and kainit, one-fourth ounce each, to two gallons of water. Give this once in three weeks. In final transplanting give each seedling a foot or more space each way for development. Average height, four feet. Our seed is of magnificent double varieties grown from Chater's celebrated collection, which has revolutionized the popular estimation of the Hollyhock.

- (274) **Double Mixed Extra Choice.**Pkt. \$0.10
- (275) **"Allegheny."** Mammoth flowers, wonderfully formed of loosely arranged fringed petals, which look as if made from the finest China silk. The colors vary from the palest shrimp pink to deep red. The plants are of strong growth, sending up spikes six to seven feet high. Selected Mixture.Pkt. \$0.10

SINGLE FLOWERS. Many prefer the single-flowering Hollyhocks. They are usually of freer growth than the doubles, and present a very handsome appearance when covered with their artistic blossoms.

- (276) **Selected Mixture**Pkt. \$0.10

EVERBLOOMING ANNUAL HOLLYHOCKS

(Bloom From Seed First Year)

- (277) Every garden may now be glorified with qucenly Hollyhocks grown as easily and flowering as quickly from seed as any garden annual. Of course, these Hollyhocks, making such luxuriant growth in such a short time and blooming so abundantly, should be sustained for best and continuous results by planting them in deeply dug, thoroughly enriched soil; water liberally in dry weather. This new strain possesses all the virtues of the double old-fashioned Hollyhocks with the additional advantage of blooming from seed the first year. Plants started from seed sown in March or April in the house or hot bed, transplanted in May into their permanent place, will bloom in August; and continue until Fall. The plants branch out freely, grow to a respectable height and are not easily attacked by the Hollyhock fungus, therefore retain their fresh, bright green leaves until late. The flowers are double, semi-double or single. Per pkt. 10c.

HYACINTH BEAN (Dolichos)

The Hyacinth Bean is a splendid climber, producing clusters of purple and white flowers, which are followed by exceedingly ornamental seed-pods. Being of a very rapid growth, it is excellent for trailing over arbors or fences. The seed may be planted in the open ground after all danger from frost is over. Care should be taken to give the vines early and ample support.

- (278) **Lablab.** This really beautiful climber is of quick growth, the foliage handsome, and the clustered spikes of flowers are borne in great profusion. The shining purple seed-pods are also very ornamental. Tender annual, growing six to eight feet. Seed should be planted where plants are desired, in as warm and dry a spot as possible. Per pkt. 5c.
- (279) **New Dolichos, "Daylight."** The vines grow quickly to a height of eight to ten feet, and blossom profusely from base to summit, the large spikes of pure white flowers standing out boldly from the rich green foliage. As the flowers drop from the long spikes they are succeeded by broad, velvety, showy white pods which retain their purity and freshness of color a long time before drying up. "Daylight" is the greatest improvement imaginable over the older varieties, which have only small spikes of flowers. Per oz. 25c., per pkt. 10c.
- (280) **"Darkness."** Identical in every way to the above, except in color, which is a rich purple-violet. Per oz. 25c., per pkt. 10c.
- (281) **New Climbing "Iridescent."** This ornamental climber, which we obtained on the Island of Jamaica, is quite distinct in type from our "Daylight" and "Darkness" as well as from the older kinds in cultivation. The vines are of quick strong growth. The pinkish-lavender flowers come in quite large spikes, and are succeeded by clusters of most showy pods which measure from five to six inches in length and about one inch in breadth. The pods are of light-green coloring, almost transparent with a dark line or margin of deep purple around the outer edge, and are heavily shaded with an iridescent tint of bright rose. The color effect of the pods is most distinct and pleasing. Per pkt. 10c.



LOBELIA

LOBELIA

The following dwarf and trailing varieties of this popular and beautiful flowering plant will be found most desirable for pot culture, edgings, hanging-baskets, etc., blooming profusely from June to November. The hardy perennial varieties are among the most attractive of our garden favorites, producing beautiful spikes of handsome flowers.

- (282) **Crystal Palace Compacta.** Rich deep blue; dark foliage; the finest dark blue for bedding. 50c. per ¼ oz., per pkt. 10c.
- (283) **Heterophylla Major.** One of the best for this climate coming into flower early, standing the heat well and continuing to bloom without interruption until frost. The plant forms dense globular bushes about six inches high, completely smothered with flowers, which are of very large size over an inch across, and of a most brilliant sky-blue, with a clear white eye. Per pkt. 10c.
- (284) **White Gem.** Forms a perfect ball of snow-white flowers. Per pkt. 10c.
- (285) **Gracilis.** Light blue; light green foliage; trailing. Per pkt. 5c.
- (286) **Mixed Compacta Varieties.** All colors. Per pkt. 5c.
- (287) **Tenuior.** This is quite a departure from the ordinary small-flowered Lobelias. It forms a bush of tall, upright, compact growth fifteen to eighteen inches in height. The foliage is dark green and the beautiful flowers are thrown quite above the plant on erect wire-like stems. The color is a clear ultramarine-blue, veined and streaked darker, having a large white eye and lemon throat; the flowers are fully four times larger than the dwarf types. It is a free and continuous bloomer, making a splendid bedding plant, while for pots, baskets and conservatory decorations it will be found of great value. Per pkt. 10c.



DWARF FRENCH STRIPED GRANDIFLORA MARIGOLD

MARIGOLD (Tagetes)

These, like the Calendulas, are valuable because they light the garden with such a grand glitter of yellow far into the frosts of Autumn. The dwarf varieties make a fine border for taller sorts, and both are effective when planted in groups or in garden borders. Hardy annuals. Average height, 1½ to 2 feet.

The African and French Marigolds are old favorite free-flowering annuals of easy culture; both are extremely effective. The former have uniformly large yellow or orange-colored flowers, and are well adapted for large beds or mixed borders; the latter are dwarfer in growth, with beautifully striped flowers, and better suited for bedding purposes or for pot culture; they succeed best in a light soil, with full exposure to the sun.

FRENCH VARIETIES

- (290) **Gold Striped.** Very double, deep brownish red, striped golden-yellow; one foot. ¼ oz. 25c., per pkt. 10c.
- (291) **Dwarf French.** Fine colors, mixed; very double; one foot. ¼ oz. 20c., per pkt. 5c.



MARIGOLD, PRIDE OF THE GARDEN

MARIGOLD--Continued

- (292) **Legion d'Honneur** ("Little Brownie"). A single-flowering Marigold, forming compact bushes six inches high. Begins flowering early, commencing in June. The flowers are golden-yellow marked with a large spot of crimson velvet. ¼ oz. 20c., per pkt. 5c.
- (292B) **Imported Collection of Double French Marigolds**, six varieties. Per pkt. 25c.
- (293) **Gordinier's Selected Mixture**. Per pkt. 5c.
- (294) **Dwarf French Striped Grandiflora**. The flowers of this variety are very large, and freely produced. Plants are from 12 to 15 inches high and very compact. Flowers are beautifully striped. Per pkt. 15c.

AFRICAN VARIETIES

- (295) **El Dorado**. Flowers very large, imbricated and extremely double. Colors in all shades of yellow. Per ¼ oz. 20c., per pkt. 5c.
- (296) **Gold Nugget**. Dwarf, dense growth and immense double flowers, of a peculiar shade of golden-yellow. ¼ oz. 25c., per pkt. 10c.
- (297) **Large African**. Double, orange and lemon, mixed; two to three feet. ¼ oz. 20c., per pkt. 5c.
- (298) **Orange Prince**. Flowers very large, of a deep golden-orange. Per pkt. 15c.
- (299) **Lemon Queen**. Immense double flowers, in color a soft lemon-yellow, making a fine contrast to the rich orange of the preceding. Per pkt. 15c.
- (300) **Finest Mixture**. Per pkt. 5c.

PRIDE OF THE GARDEN MARIGOLD. These grand African Marigolds produce densely double flowers, five to six inches in circumference, and of the regularity and perfection of a Dahlia. A highly meritorious feature is the compact, dwarf habit of the plants, which form dense bushes only 15 to 18 inches high by two feet across. For effective garden display during the Summer and Autumn months, nothing can surpass the gorgeous masses of color of these grand varieties.

	Pkt.
(301) Mixed Colors	\$0.10
(302) Canary-Yellow10
(303) Golden-Orange10

MIGNONETTE

Every in or outdoor garden must have Mignonette in plentiful supply. The seed can be sown at any time, and if successive sowings are made its fragrant, modest colored flowers may be gathered outdoors until November. Sow in pots or boxes under glass in February or March, and thin or pot off the seedlings to make good plants for bedding out about April 15. Sow outdoors in rows about April 1, and again regularly at intervals of about three weeks till August, a row or two at a time for succession. The July sowing will make good Winter-flowering plants.

- (304) **Gordinier's Double-Flowering Red Goliath**. One of the finest Mignonettes for garden culture; of stocky, candleabra habit, strong growth, luxuriant foliage, healthy and deep-rooting. The average spikes of flowers are immense, measuring six to eight inches long by two and one-half inches in diameter, and are compactly filled with giant florets, measuring one-half inch across and packed full, even in the center, with anthers, or three times as many as the older Mignonettes contain, consequently this variety is correctly called a double Mignonette. The color of the florets fire-red—is strengthened on account of the density of the florets and spikes, thus presenting almost solid columns of brilliant red, effectively contrasted against the healthy, rich green foliage. The fragrance is delightfully rich and powerful. For cutting it is perfection, remaining fresh for eight to ten days in water. Per pkt. 15c.
- (305) **Machet's Perfection**. This improved popular Mignonette produces broad, cone-shaped spikes of very fragrant red flowers on strong and graceful stems dressed with vigorous foliage, evenly branched and of continuous-blooming habit much the superior of its type; one of the best for either garden or pot culture. Per pkt. 10c.
- (306) **White Machet, "Pearl."** A white-flowered variety of the popular Machet Mignonette, of the same stocky, robust growth, producing in great abundance large, broad, conical heads of deliciously fragrant white flowers. Per pkt. 15c.



GORDINIER'S MIGNONETTE MACHET

MIGNONETTE—Continued

- (307) **Defiance.** When grown under favorable conditions spikes will not only be of remarkable size—from 12 to 15 inches long—but deliciously fragrant. The individual florets are of immense size, forming a graceful as well as compact spike. Of extraordinary keeping qualities, retaining their grace and fragrance until every bud opens. $\frac{1}{4}$ oz. 25c., per pkt. 10c.
 - (308) **Golden Machet.** Distinct variety of Machet, with massive spikes of golden-yellow blossoms. $\frac{1}{4}$ oz. 25c., per pkt. 10c.
 - (309) **Miles' Hybrid Spiral.** Of strong branching habit, with spikes from eight to ten inches long; very fragrant. Per oz. 25c., per pkt. 5c.
 - (310) **Improved Red Victoria.** Fine spikes of bright red. A most useful and desirable variety. $\frac{1}{4}$ oz. 25c., per pkt. 10c.
 - (311) **Large-flowering Pyramidal.** Flowers large, of a reddish tint; a good variety for the open ground. Per oz. 25c., per pkt. 5c.
 - (312) **Machet.** Of dwarf pyramidal growth, bearing numerous flower stalks; highly colored and very fragrant; one of the best. $\frac{1}{4}$ oz. 25c., per pkt. 10c.
 - (313) **Goliath.** Of strong, yet compact habit, with rich green foliage; the giant trusses of flowers being borne on erect, strong, stiff stalks and surpassing all others in brilliancy of color; especially suited for house culture. $\frac{1}{4}$ oz. 50c., per pkt. 15c.
 - (314) **Parson's White.** Large spikes, pure white, very fragrant. Per pkt. 5c.
 - (315) **Salmon Queen.** Strong, robust habit, with fine spikes of bright salmon-red flowers, intensely fragrant; fine for outdoor culture. $\frac{1}{4}$ oz. 25c., per pkt. 10c.
 - (316) **Sweet-scented (Reseda Odorata).** The old variety with small spikes, but very sweetly-scented. Per oz. 15c., per pkt. 5c.
- Collection of ten varieties of Mignonette, 50c.



MOON FLOWER

IMPERIAL JAPANESE MORNING GLORY AND MOON FLOWERS

This race is now celebrated everywhere for extraordinary beauty. The leaves are mostly plain green, but some are oddly marbled and blotched with white or yellow. The flowers vary from pure white to rose, crimson and carmine, through blues and purples of every shade to almost black. The vines are wonderfully vigorous, growing rapidly to a



MIGNONETTE

height of 10 to 20 feet, and their foliage is spangled with hundreds of these large and lovely flowers.

- (321) **Mixed Imperial Japanese.** Saved from a grand collection, which we feel sure will produce results more than equaling our description of this wonderful plant. Per oz. 25c., per pkt. 5c.
- (322) **Coccinea (Star Ipomoea).** Small scarlet flowers in profusion. Per pkt. 5c.
- (323) **Evening Glory (Bona Nox).** Rosy lilac flowers, expanding in the evening; of very rapid growth. Oz. 25c., per pkt. 5c.
- (324) **Rubra Cœrulea (Heavenly Blue).** Immense flowers of bright sky-blue; very beautiful. Per pkt. 10c.
- (325) **Moon Flower.** At night and during dull days the plants are covered with an abundance of large, pure-white, fragrant flowers, five to six inches in diameter. It grows very rapidly and will cover a large surface. Per $\frac{1}{4}$ oz. 25c., per pkt. 10c.

“RUFFLED AND FRILLED” JAPANESE MORNING GLORIES

The perfection of Morning Glories. Immense flowers, often as big as saucers, all wavy, ruffled and fluted from throat to margin, like crumpled velvet. They are simply magnificent.

- (326) **Mixed Colors**Pkt. \$0.15

DOUBLE-FLOWERING MORNING GLORIES

These beautiful climbing annuals are of very rapid and luxuriant growth; the flowers will come double, semi-double and a few, perhaps, single. The colors vary; there are various shades of blue, white spotted with red, white marbled with purple and lavender, crimson, pure white, etc.

- (327) **Mixed Colors**Pkt. \$0.10

THE BRAZILIAN MORNING GLORY

(Ipomœa Setosa)

Magnificent Summer climbing annual. It grows with the greatest vigor and luxuriance. The leaves are eight to twelve inches across, overlapping each other and making a dense shade. The vine is covered with short reddish hairs which, with its immense leaves and large clusters of curious seed capsules, render it highly ornamental. We know of nothing better for quickly covering a piazza, arbor or tree. The flowers are of a beautiful rose color, and are borne in large clusters

- (328)Pkt. \$0.10

NASTURTIUMS

The Nasturtium is, undoubtedly, one of the most popular of all the garden annuals, and is so well known that any lengthy description of the flower or plant would be superfluous. While the Nasturtium is to be found in almost every garden, few people fully realize its wide range of colors as the mixture usually planted contains only three or four of the more common varieties. Indeed, of all the Nasturtiums planted, it is safe to say 75 per cent. of the flowers are of the yellow or orange shades, but there are great possibilities for beautiful garden effects in the use of the scarlets, crimsons and browns—a mass of one color is always more effective than a mixture of colors.

The Nasturtium is admirably adapted to profuse and beautiful effects in schemes of planting. It may be used in hanging baskets, vases, on the trellises, among shrubbery, on walls, in beds, and in borders. Moreover, there is always an abundance of flowers and the beautiful leaves are always clean and free from insects.

Cultivation in House. The Tall Nasturtium is a very showy and useful plant to grow in the greenhouse in the Winter. Give it a sunny situation and a wealth of beautiful flowers will be produced from which daily pickings may be made. Sow the seeds in July or August in 2-inch pots, and as the plants grow shift them gradually until they are in 6-inch pots. Train the vines to the posts or rafters of the house. Very pretty effects can be had by growing six or seven plants in a large pot and training the vines over a frame. Nasturtiums thrive equally well in boxes, and in this way they succeed admirably when grown in a living-room window.

Cultivation in Garden. No other annual will produce such a lavish profusion of flowers for so long a time with the same small outlay of time and labor. The maximum bloom is produced in thin soils,—in soils too rich, leaves predominate,—and for this reason the Nasturtium is especially serviceable for sections of the garden in which no other plants will thrive. Plant the seeds about an inch deep and thin the seedlings to stand not less than six inches apart—crowding is the one great cause of yellow foliage, and if too thick in wet weather the plants are apt to rot off at the ground. In soils too rich, leaves will be produced at the expense of the flowers. The rows for the dwarf, or bedding sorts, should be not less than a foot apart, and for tall varieties not less than four feet apart.

The Nasturtium Our Specialty. The Nasturtium is a specialty to which we devote our time and attention. All our Nasturtium seed is grown especially for us under contract by the most reliable grower of Europe. When we receive the seed from our grower each bag is given a distinctive number, and from each bag is taken a sample of 100 seeds. This sample is sent to an expert seed-tester who plants the seeds in soil to determine their vitality and germinating energy, and the records of all such tests are carefully recorded on cards in our office. From the information thus obtained we can accurately determine the germinating strength of the seed we have, and no seed is sold that does not equal our standard. Moreover, a sample of each variety is planted out-of-doors to determine its variety, but we have never found a variety that was not true to name.

Remember, the Nasturtium is our specialty to which we devote our time and attention. The varieties we offer have been selected after a trial of more than 100 sorts, many of which we found to be simply duplicates in color of flower and habit of growth. In making your selection from our lists you have the benefit of the trial which we give to the Nasturtiums before we discard the poor sorts. Our lists are, therefore strictly up-to-date, and you are assured only such varieties as are worthy of cultivation.

Tall, or Climbing Nasturtiums

A package contains from 50 to 75 seeds. An ounce contains from 200 to 300 seeds. All seeds delivered free of charge. Please order by number.

- (1000) **America.** This is a very fine variety of pale lemon-yellow, almost creamy white. Pkg. 10c., oz. 20c., $\frac{1}{4}$ lb. 60c.
- (1001) **Crimson Giant.** A very fine dark crimson variety, with beautiful foliage. Pkg. 10c., oz. 20c., $\frac{1}{4}$ lb. 60c.
- (1002) **Dunnett's Orange.** A very fine deep orange variety, marked with crimson. Pkg. 5c., oz. 10c., $\frac{1}{4}$ lb. 30c.
- (1003) **Edward Otto.** A beautiful brownish lilac variety. Pkg. 5c., oz. 15c., $\frac{1}{4}$ lb. 45c.
- (1004) **Fashion.** A very good scarlet variety, with large flowers. Pkg. 5c., oz. 15c., $\frac{1}{4}$ lb. 45c.
- (1005) **Gordinier's Aurora.** This is a new variety with enormous, perfectly-formed crimson-rose flowers, produced well above the beautiful dark green foliage. Pkg. 10c., oz. 20c., $\frac{1}{4}$ lb. 50c.



GORDINIER'S TALL AURORA NASTURTIUM

- (1006) **Gordinier's Tall Chameleon.** This is a very novel and attractive sort which will produce flowers of almost every shade of color and form of marking. This variety should be given a trial. Pkg. 10c., oz. 20c., $\frac{1}{4}$ lb. 50c.
- (1007) **Hienemanni.** A unique variety of chocolate-brown shade. Pkg. 5c., oz. 15c., $\frac{1}{4}$ lb. 40c.
- (1008) **Hemisphaericum.** A beautiful light yellow variety with pink and scarlet markings. The flowers and foliage of this variety are very large. Pkt. 5c., oz. 10c., $\frac{1}{4}$ lb. 30c.
- (1009) **Jupiter.** A fine, new, giant-flowered variety of a beautiful golden yellow. Pkg. 10c., oz. 20c., $\frac{1}{4}$ lb. 60c.
- (1010) **King Theodore.** A very showy sort with rich velvety crimson flowers of large size and beautiful dark green foliage. Pkg. 5c., oz. 15c., $\frac{1}{4}$ lb. 35c.
- (1011) **Pearl.** A very fine pale lemon-yellow variety. Pkg. 5c., oz. 15c., $\frac{1}{4}$ lb. 40c.
- (1012) **Prince Henry.** A very fine lemon-yellow sort, brightly marked with red and carmine blotches. Pkg. 10c., oz. 15c., $\frac{1}{4}$ lb. 35c.
- (1013) **Regelianum.** A very beautiful violet-crimson sort with large flowers. Pkg. 5c., oz. 15c., $\frac{1}{4}$ lb. 35c.
- (1014) **Scheuerianum.** A very fine light yellow variety, spotted and marbled with dark brown. Pkg. 10c., oz. 15c., $\frac{1}{4}$ lb. 50c.
- (1015) **Scheuerianum Coccineum.** A fine scarlet-striped variety with very large flowers. Pkg. 10c., oz. 15c., $\frac{1}{4}$ lb. 50c.
- (1016) **Schillingi.** A fine yellow variety, attractively marked with maroon blotches. Pkg. 5c., oz. 15c., $\frac{1}{4}$ lb. 40c.
- (1017) **Schulzi.** A very fine dark-leaved variety with beautiful scarlet flowers. Pkg. 5c., oz. 15c., $\frac{1}{4}$ lb. 40c.
- (1018) **Sunlight.** This is a fine rich golden yellow variety with very large flowers. Pkg. 5c., oz. 15c., $\frac{1}{4}$ lb. 40c.
- (1019) **Vesuvius.** A fine dark-leaved variety with salmon-rose flowers. Pkg. 5c., oz. 15c., $\frac{1}{4}$ lb. 40c.
- (1020) **Von Moltke.** A deep, rich, rosy pink variety with very large flowers. Pkg. 5c., oz. 15c., $\frac{1}{4}$ lb. 40c.
- (1021) **Gordinier's Special Mixture of Tall Nasturtiums.** As the name suggests, this is a special mixture composed of the finest named varieties carefully selected and blended by ourselves and mixed only in small quantities, so a complete mixture of all colors is assured. If you are going to plant any mixed Nasturtiums you will do well to try **Gordinier's Special**. Pkg. 10c., oz. 15c., $\frac{1}{4}$ lb. 40c., lb. \$1.25.
- (1022) **Gordinier's Regular Mixture of Tall Nasturtiums.** This mixture is made up of several varieties and will give a wide range of colors, and we include Nasturtiums, both of the light and the dark foliage. While this is our regular mixture it is, nevertheless, superior to the selected mixtures usually offered by other seedsmen. Pkg. 5c., oz. 10c., $\frac{1}{4}$ lb. 25c., lb. 85c.

Variegated-Leafed Tall Nasturtiums

- (1023) **Variegated Mixed.** While the leaves are not so large as those of the common Tall Nasturtium, the plants are as tall and equally vigorous in growth. Every leaf is variegated with yellow, white, and green—but in such differing degrees that the plants present a most varied aspect—particularly if each plant is given ample space either to climb or simply trail on the ground. Some of the leaves are one-half to two-thirds white and yellow, while others are mostly green but beautifully blotched and striped. This mixture contains all colors. Per pkt. 10c.
- (1027) **Tall Ivy-Leaved Nasturtiums, All Colors in Mixture.** This mixture contains a most remarkable range of colors. There are colors and color-combinations that are not found in any other strain of Nasturtiums. It is a most beautiful mixture. Pkt. 10c.
- (1028) **Gordinier's "Scarlet Beauty."** This new and beautiful climbing variety of variegated leaved Nasturtiums is a grand addition to this charming class. The flowers are of a very brilliant color, rich rose scarlet, the effect of which forms a grand contrast to the silver variegated leaves. The plant is very vigorous and of rapid growth. For covering arches and trellis work it is particularly good, the effect being very fine. It is quite fixed in character. Per pkt. 15c.

Dwarf, or Bedding Nasturtiums

A package contains from 50 to 75 seeds. An ounce contains from 200 to 300 seeds. All seeds delivered free of charge. Please order by number.

- (2000) **Atrococcineum.** A fine brilliant scarlet variety with flowers of large size. Pkg. 5c., oz. 15c., $\frac{1}{4}$ lb. 40c.
- (2001) **Aurora.** A most beautiful bright yellow variety, veined with carmine-pink. Pkg. 5c., oz. 10c., $\frac{1}{4}$ lb. 35c.
- (2002) **Beauty.** An orange-yellow sort with scarlet markings. Pkg. 5c., oz. 15c., $\frac{1}{4}$ lb. 40c.
- (2003) **Captivation.** The flowers of this charming variety are of a rich velvety crimson and very dark green foliage. Pkg. 10c., oz. 20c., $\frac{1}{4}$ lb. 60c.
- (2004) **Gordinier's Chameleon.** This is a very novel and attractive sort which will produce flowers of almost every shade of color and form of marking. This is our own special strain and should be in every garden. Pkg. 10c., oz. 20c., $\frac{1}{4}$ lb. 60c.
- (2005) **Cloth of Gold.** A brilliant scarlet sort with bright golden foliage. The plants are very compact in growth. Pkg. 5c., oz. 15c., $\frac{1}{4}$ lb. 40c.
- (2006) **Coeruleum Roseum.** A cherry-red sort with a distinct purple shade. Pkg. 5c., oz. 15c., $\frac{1}{4}$ lb. 40c.
- (2007) **Crystal Palace Gem.** A sulphur-yellow variety, spotted with maroon. Pkg. 5c., oz. 10c., $\frac{1}{4}$ lb. 35c.
- (2008) **Dainty.** A very light yellow sort, in which the flowers are heavily suffused with rose. Pkg. 10c., oz. 20c., $\frac{1}{4}$ lb. 60c.
- (2009) **Empress of India.** An extra dark-leaved sort with dark, rich scarlet flowers. A very fine sort. Pkg. 5c., oz. 15c., $\frac{1}{4}$ lb. 40c.
- (2010) **Golden King.** A fine golden-yellow sort, with very dark green foliage. Pkg. 5c., oz. 15c., $\frac{1}{4}$ lb. 40c.
- (2011) **King of Tom Thumbs.** This is a beautiful scarlet variety with dark green foliage. Pkg. 5c., oz. 10c., $\frac{1}{4}$ lb. 35c.
- (2012) **King Theodore.** A very dark red and dark-leaved variety. Very fine. Pkg. 5c., oz. 15c., $\frac{1}{4}$ lb. 40c.
- (2013) **Lady Bird.** An orange-yellow variety, spotted with bright scarlet blotch on each petal. A dark-leaved sort. Pkg. 5c., oz. 15c., $\frac{1}{4}$ lb. 45c.
- (2014) **Pawling.** A beautiful bronze variety with very large flowers. Pkg. 10c., oz. 20c., $\frac{1}{4}$ lb. 60c.
- (2015) **Pearl.** A fine light yellow sort, almost creamy white. Pkg. 5c., oz. 10c., $\frac{1}{4}$ lb. 30c.
- (2016) **Prima Donna.** A dark yellow sort, with brown spots and large flowers. Pkg. 5c., oz. 15c., $\frac{1}{4}$ lb. 40c.
- (2017) **Prince Henry.** A very light straw-yellow variety that is spotted and tipped with scarlet and rose. Pkg. 5c., oz. 15c., $\frac{1}{4}$ lb. 45c.
- (2018) **Regellanum.** A very fine deep purplish crimson variety. Pkg. 5c., oz. 15c., $\frac{1}{4}$ lb. 35c.
- (2019) **Ruby King.** A very fine ruby-red sort with dark green foliage. Pkg. 5c., oz. 15c., $\frac{1}{4}$ lb. 40c.

- (2020) **Scheuernanni Coccineum.** One of the finest scarlet varieties. Pkg. 5c., oz. 15c., $\frac{1}{4}$ lb. 45c.
- (2021) **Spotted King.** A dark yellow variety with brown spots and beautiful dark green foliage. Pkg. 5c., oz. 15c., $\frac{1}{4}$ lb. 40c.
- (2022) **Gordinier's Vesuvius.** A new rose variety of fine form and beautiful color, with large flowers, many of which are veined with deep orange. Pkg. 10c., oz. 20c., $\frac{1}{4}$ lb. 60c.
- (2023) **Gordinier's Special Mixture of Dwarf Nasturtiums.** As the name suggests, this is a special mixture composed of the very finest named varieties carefully selected and blended by ourselves and mixed only in small quantities so a complete mixture of all colors is assured. If you are going to plant any mixed Nasturtiums you will do well to try **Gordinier's Special.** Pkg. 10c., oz. 15c., $\frac{1}{4}$ lb. 40c., lb. \$1.25.
- (2024) **Gordinier's Regular Mixture of Dwarf Nasturtiums.** This mixture is made up of several varieties and will give a wide range of colors, and we include Nasturtiums both of the light and the dark foliage. While this is our regular mixture it is, nevertheless, superior to the selected mixtures usually offered by other seedsmen. Pkg. 5c., oz. 10c., $\frac{1}{4}$ lb. 25c., lb. 85c.
- (2025) **Dwarf "Ivy-Leaved" Nasturtiums. Finest Mixture.** A strikingly beautiful bush type. The plant is a true dwarf in habit of growth, having deep green leaves of the distinct ivy-shaped form. These attractive bushes burst into bloom very early and become quickly covered with bright golden-orange self-colored flowers. The flowers are beautifully fringed at edges of the petals and at the throat. This mixture, like the Tall Ivy-Leaved Mixture, contains a most remarkable range of colors. There are colors and color-combinations that are not found in any other strain of Nasturtiums. It is indeed a glorious mixture! Everyone who grows Nasturtiums should plant at least a packet of the seed in order to become acquainted with this grand new type. Per pkt. 10c., per oz. 20c.



KING OF TOM THUMB NASTURTIIUM

PANSY (Heart's-Ease)

For very early outdoor bedding the seed is sown in the Fall, in a cold frame, or in rich, moist garden beds from which the plants can be transferred to a cold frame. Pansy plants should be transplanted at least twice, setting them two or three inches apart each way, before severe Winter weather begins. In Spring three-fourths of them can be lifted out for bedding and the rest left to bloom in the frame. For Winter bloom in the frame, set the plants about twice as far apart, and thin out half of them in Spring. Cover the blooming plants with sashes, adding a covering of matting or straw in very cold weather. In mild weather remove the mats and tilt the sashes to admit light, heat and fresh air. In outdoor beds raised a few inches above the ground, with a mulch of dry leaves and some brush to hold them in place, Pansies will often Winter nicely, and bloom until Midsummer, when a relay of young, vigorous plants should be ready to replace them. Spring sowings should be made early, so as to secure good flowers during the early rains. Seeds sown in a cool, moist place in June and July, and well tended, will give good flowering plants for Fall. If they come into bloom in the heat of Summer the flowers may be small at first, but as the weather becomes cooler they will increase in size and beauty. Through Summer heat the flowers are finer in a somewhat shaded place, but in almost any situation good Pansy seed will give fine flowers in Spring and Fall. Early Fall sowings give the finest flowers.

The same care is required in sowing Pansies as for other small seeds. They must not be covered too deeply, nor be permitted to dry after they have commenced to germinate, for a dried plant is dead, no matter how small it is.

Pansy seed should be sown thinly in shallow furrows not more than one-sixteenth of an inch deep, made with the sharpened edge of a piece of lath. The seed-bed should be mellow and rich, leveled smooth before the seeds are sown, and after sowing the seeds should be covered evenly, and the surface pressed with a piece of board. The seed-bed should be watered and shaded until the young plants are up, after which they should be gradually accustomed to full light. Shade for the seed-bed may be secured by a mulch about one inch thick of long, strawy horse manure. At the end of two weeks the seed will be up. Remove the straw gradually, selecting a dull day, if possible. Keep moist of course.

As soon as the plants are up, the shading must be gradually removed, as there is always danger of "damping off" with any kind of small plants in close, warm and damp situations. Too high temperature in the seed-bed is fatal to Pansy seeds, and those planted in Midsummer will not germinate strongly if the thermometer in the shade ranges for a long time above 75 degrees. If the seeds are permitted to dry after they have sprouted, their vitality is gone. If covered too deeply they cannot come up.

General Management. The plants which have flowered in the Spring will do well again in the Fall if the long branches are cut back late in June.

The ability of the Pansy to stand hot weather depends greatly on its treatment. If the soil is rich enough, and not too dry, nor in too hot a situation, Pansies, with frequent cultivation, will stand a long siege of hot weather, if no seeds are allowed to form. With this care one can have Pansies from young plants in Midsummer. A rich, sandy loam is best for Pansies, and, if not too stiff, a clay soil is better than that which is very sandy. But whatever its texture the soil should be made rich with well-rotted manure, thoroughly incorporated with the soil, and stirred several times while the plants are in the seed-bed. This thorough preparation of the soil before transplanting is very important.

Well-rotted manure, if to be had, is preferable to commercial fertilizers.

Transplant after the plants have attained the fourth or fifth leaf and before they have become drawn and slender with crowding. Plants should be transplanted at least twice. An eastern and northern slope is preferable. My own experience does not permit me to favor shade, although shade is preferable to too much heat, and the shade of trees is more objectionable than shade of buildings. Temporary shade during the hottest portion of the day in extremely warm weather would be an advantage, but shade the whole season through will not admit the brightest colors, or an abundance of flowers.

If watering is necessary and possible, the ground should be well soaked in the evening and thoroughly stirred, about two inches deep, next morning, as soon as the soil is dry enough.

Pansies in Mixture

(329) **GORDINIER'S GIANT RUFFLED PANSIES.** A remarkable strain of Giant Pansies, the flowers of which are so large and full that the broad petals seem to be "gathered" to the stem, causing them to be undulated and fluted from center to circumference, not unlike "frilled" velvet. The unusual substance of the flowers, aided by these corrugations, thus enables them to present bold, open and handsome faces, even during windy or dry Summer weather, when other pansy flowers flop or wilt. The flowers are extraordinarily large and are borne on strong stems well above the foliage; they are nearly all five-blotched on the "Odier" pattern, and contain rich combinations of coloring, including some new tints and blendings not met with in other Pansies. The plants are vigorous and large, and flower abundantly. **Mixed Colors.** Per pkt. 15c.

(345) **GORDINIER'S DUSSELDORF MIXTURE.** The plants distinguish themselves by their robust growth, and form compact bushes of round shape, with strikingly large, healthy looking foliage. The imposing flowers which on long, vigorous stalks surmount the foliage in the most graceful manner, are of enormous size, perfectly round form, original structure, and of unusual substance. The individual petals are exceedingly broad and cover one another in such a manner as to make the flowers appear almost double. With most of the flowers the border of


Gordinier's Superior Giant Timardeau

Years of scientific culture, hybridization and selection in raising Pansies have gradually evolved a superior race of luxuriant, robust growth and deep-rooting, drought-withstanding qualities; the flowers have also correspondingly improved in size, substance, form and colors.

	Pkt.
(330) Giant Timardeau Pansies. Mixed Colors	\$0.10
(332) " Canary Bird. Pure, spotless yellow.....	.10
(334) " Fire King. Crimson-purple and golden-yellow10
(337) " Prince Bismarck. Golden-bronze10
(338) " Snow Queen. Spotless, snow-white.....	.10
(343) " White Treasure. White with three violet blotches10
(344) " Yellow. Golden-yellow, three maroon blotches ..	.10



PANSY FIELD



GORDINIER'S GIANT PANSY

PANSIES—Continued

every petal being conspicuously undulated and curled, grants the flowers a striking and very peculiar appearance, entirely new to this class of plants. The beauty, brilliancy and richness of color being the most striking. Very rare and new tones of red and brown are met with in these flowers. Per pkt. 25c.


- (346) **Masterpiece (Frilled Pansy).** A remarkable type, each petal being conspicuously curled or waved, giving the flower a double or globular appearance. The range of color is very extensive; the rich, dark velvety shades predominating. $\frac{1}{8}$ oz. 75c., per pkt. 15c.
- (347) **Cassier's Giant.** A grand mixture of the finest blotched varieties, splendid in every way, being large in size and rich in coloring. $\frac{1}{8}$ oz. 75c., per pkt. 15c.
- (348) **Mme. Perret.** A new and beautiful strain, originated with a French specialist; flowers of largest size and borne very freely in great diversity of colors; especially rich in red and wine shades. The stock we offer comes direct from the introducer. $\frac{1}{8}$ oz. 75c., per pkt. 10c.
- (349) **Giant Parisian.** Of very large size, and containing a great many fancy colors and color-combinations. $\frac{1}{4}$ oz. 75c., per pkt. 10c.
- (350) **English Finest Mixed.** $\frac{1}{4}$ oz. 50c., per pkt. 10c.
- (351) **Good Mixed** All colors. $\frac{1}{4}$ oz. 25c., per pkt. 5c.

Pansies in Separate Colors

- (352) **Gordinier's Mammoth Five-blotched,** from named varieties. The immense flowers of this class resembling Cassier's but being of almost double the size, full round form and comprising the most magnificent colors. Per pkt. 25c.
- (353) **Odier, Five-spotted Golden-yellow.** Flowers extra large, perfectly round and exceedingly attractive; the most beautiful of all yellow Pansies. Per pkt. 20c.
- (354) **Odier, Five-spotted White.** Flowers large and perfectly round; the most attractive of all white Pansies. Per pkt. 20c.
- (355) **Adonis.** Soft lavender-blue with three deep blue blotches on the lower petals; exquisite. Per pkt. 10c.
- (356) **Andromeda.** An exquisite new sort, with large, wavy petals of a delicate apple-blossom suffused with rosy-lilac and veined darker. Per pkt. 20c.
- (357) **Emperor William.** Brilliant ultramarine blue, with three purple-violet blotches. Per pkt. 10c.
- (358) **Faust (King of the Blacks).** Almost black. Per pkt. 10c.
- (359) **Cardinal.** The nearest approach to a bright red. Very showy. Per pkt. 10c.
- (360) **Emperor Franz Joseph.** Immense, perfectly formed flowers of pure white, with five large blotches of brilliant violet-blue. Per pkt. 20c.

- (361) **Kaiser Frederick.** Velvety brownish red, edged red and yellow; very rich. Per pkt. 10c.
- (362) **Lord Beaconsfield.** Deep purple-violet, shading to white on the upper petals; very effective. Per pkt. 10c.
- (363) **Mahogany Colored.** Rich and velvety. Per pkt. 10c.
- (364) **Mauve Queen.** A new and distinct color, being of a delicate mauve, each of the three lower petals marked with a large carmine blotch. Per pkt. 20c.
- (365) **Peacock.** A striking variety; the upper petals being of a beautiful ultramarine blue, while the lateral and lower are of a deep claret, with white margins. Per pkt. 10c.
- (366) **Psyche.** Fine velvety-violet blotches relieved by a broad margin of white; petals beautifully ruffled. Per pkt. 15c.
- (367) **Snow Queen (Candidissima).** Very large, satiny white, light yellow center. Per pkt. 10c.
- (368) **Golden Yellow,** with dark eye. Per pkt. 10c.
- (369) **Yellow Gem.** Pure yellow, without eye. Per pkt. 10c.
- (370) **Protiosa,** large-flowered curled five-blotched, violet on carmine-crimson ground, with broad, white border, very pretty, new. Per pkt. 20c.
- (371) **Vulcan (new),** very large, brilliant dark red, with five black blotches; of grand effect. Per pkt. 20c.
- (372) **Emperor Frederick.** Flowers deep, rich, purple, shaded golden; center golden-bronze; margin scarlet and yellow. Beautiful variety. Per pkt. 10c.
- (373) **Coquette de Poissy.** A beautiful rosy light blue. Pkt. 10c.
- (374) **Fairy Queen.** A beautiful light blue edged with white. Per pkt. 10c.
- (375) **Giant Pansy. "Eros."** This grand novelty produces very large flowers of a deep velvety brown color, with a broad golden yellow margin. The chief characteristic of this variety is just like that of the well-known Pansy Freya, that the back of each bloom has the same broad margin as the front side, while the dark velvety center is shining through, so that a bed of this lovely Pansy has an appearance of being especially full and rich flowering. The peculiarity renders Pansy "Eros" most valuable for groups and beddings, giving them a uniform imposing aspect from all sides. Per pkt. 15c.

- (376) **NEW ORCHID-FLOWERING PANSIES.** A mixture of the most surprising, novel, unique and beautiful color-combinations entirely new among Pansies. The ground color of nearly all the flowers is in light shades, the petals are marked with large brown or golden yellow blotches which diffuse into rays and veins toward the edge. The upper petals are upright and sort of plaited, which gives the flowers their resemblance to orchids. The colors range in the terra cotta shadings as well as in the flesh, orange, rose, pink and lilac. Per pkt. 15c.



GIANT FIVE-SPOTTED PANSY

PETUNIA HYBRIDA

Once fairly started the Petunias grow almost as easily as weeds and furnish a glorious succession of bloom from early Summer until frost. The Large-Flowered strains are very beautiful and of almost endless variety. Seed of the Double and Giant-Flowered Petunias is made expensive by the great amount of labor involved in hand-fertilization, and it is well to handle seed and tiny seedlings, with some care. Sow in a hotbed, cold-frame or in boxes of fine soil in the sunny windows of a warm room in April or May, and transplant about a foot apart in garden beds. Seed of the double varieties has not so much vitality as that of single sorts, and needs a little more care in watering to be sure of germination. We have no better plants than the Petunias for beds and masses, borders, window-boxes, baskets and vases. They will grow in almost any soil and bloom profusely through long droughts. The newer varieties are of brilliant colors.

DOUBLE VARIETIES

It is well known that seed saved from the most carefully hybridized flowers produces but a small percentage of double flowers, the balance being singles of unusually fine quality. The weaker seedlings should be carefully saved, as these invariably produce the finest double flowers.

(377) **Superb Double Fringed.** Saved from our own unrivalled collections; will produce a large percentage of double flowers of the largest fringed varieties in bright colors and tints. Per pkt. 50c.

(378) **Double Large Flowering.** Beautiful varieties in mixture. Not our own saving, but the best that money can buy from other sources. Per pkt. 25c.

SINGLE VARIETIES

Note what we say in reference to saving the weaker seedlings of the double-flowering varieties; the same is true in a measure of the single sorts.

(379) **Superb Large-Flowering Fringed.** Our own saving from finest flowers, of very large size and beautiful shape, deep-throated, and of varied and brilliant colors, and beautifully fringed. Per pkt. 25c.

(380) **Giant of California.** Flowers very large, in great variety of colors and markings, with deep yellow throats. Per pkt. 25c.

(381) **Ruffled Giant.** Flowers of extraordinary size and substance, and distinguished from the large-flowering fringed section by the deep fluting, giving the appearance as if artificially ruffled. Per pkt. 25c.



SUPERB SINGLE FRINGED PETUNIA

(382) **Fringed Ruffled Giant.** This differs from the preceding in having, in addition to the ruffling, a very fine fringed edging, making a very handsome flower. Per pkt. 35c.

(383) **Howard's Star.** A beautiful free-flowering strain; color crimson maroon with a clearly-defined five-pointed star of blush-white. For bedding, baskets, vases, etc., this is exceptionally fine. 2 pkts. 25c., per pkt. 15c.

(386) **Pure White.** Desirable for cemetery beds, or where large masses of white are wanted. Grows 12 to 15 inches high. Where a more compact sort is wanted, we recommend "Snowball." ¼ oz. 30c., per pkt. 10c.

(387) **Fine Mixed.** All colors. ¼ oz. 25c., per pkt. 5c.

(388) **Large Single-Blotched and Striped.** Bedding Petunias are almost indispensable for garden decoration. They flower in a few weeks' time from seed and continue to grow, bud and bloom in such luxuriance until killed by frost, and are so brilliantly effective, whether massed in beds, borders or grown as individuals, that they are deservedly popular. The strain of seed we herewith offer is our very finest selection from this type of Petunia, producing large, single flowers, hieroglyphically blotched, striped, flecked, spotted, netted, veined, starred, etc., including all the Petunia colors, cherry, pink, crimson, white, purple, rose, etc.; height, one foot. Mixed Colors. Per pkt. 10c.



SUPERB DOUBLE FRINGED PETUNIA



GORDINIER'S SPECIAL PHLOX

PHLOX (Flame Flower)

The word "Phlox" signifies "a flame," and a good bed of Phlox is a dazzling sight. In a good, rich soil the plants will grow eighteen inches or more in height, and for a mass of splendid colors no annual or perennial will give a more satisfactory return for so little cost. The colors range from the purest white to the deepest blood-purple or crimson, while the clear eye of some of the varieties is peculiarly marked. The Phlox makes a very good border or low Summer hedge. The finest effect, however, is produced by planting each color in a separate bed, or in ribbon fashion, its constant blooming making it desirable for these purposes. In selecting the plants, get good contrasts of color, as white, scarlet and rose. Phlox usually comes very true from seed, so that it is particularly desirable for forming ribbon-beds; and if a plant of wrong color is found it can be easily removed and the place will soon be filled, for the Phlox is a vigorous grower when it has room.

The annual Phloxes are dazzling in effect, particularly so when sown in masses or ribbon-beds of contrasting colors. Few flowers are so easy to grow from seed, so pretty and compact in habit, so quick to bloom, or give such a brilliant display of color for so little cost and care. There are desirable colors beyond their range, and if given good soil and plenty of water they furnish a long supply of delicate flowers for cuttings. For pot-culture, as trailers, and as an undergrowth for tall, bare-stemmed plants they are also valuable. The first sowings should be made as soon as the frost is out of the ground in Spring; later ones in May, either where the plants are to bloom, or on a seed-bed, as the Phlox transplants readily. In transplanting set the taller kinds about a foot apart; if planted too thickly they suffer from mildew. Cutting away the flowers and seed-pods make the plants more bushy and compact, and lengthens their blooming time.

GORDINIER'S PHLOX GRANDIFLORA. This section has beautiful, round-petaled flowers, larger than the older sorts; very showy and blooms all season.

	Pkt.
(389) <i>alba</i> . Pure white	\$0.10
(390) <i>alba oculata</i> . Crimson with white eye.....	.10
(391) <i>atropurpurea</i> . Dark purple10
(392) <i>Chamois Rose</i> . A soft shade10
(393) <i>coccinea</i> . Large; brilliant scarlet10
(394) <i>Crimson</i>10
(395) <i>Isabellina</i> . Yellow10
(396) <i>rosea</i> . Rose10

(397) <i>kermesina splendens</i> . Scarlet and white.....	Pkt. \$0.10
(398) <i>stellata splendens</i> . Star-like crimson10
(399) <i>Mixed</i> . Various large-flowering sorts. Per oz. 75c.	.05

GORDINIER'S SPECIAL PHLOX MIXTURE

Contains all the above varieties and several other strains only to be had in this mixture, and will delight and astonish all with its extensive variety of colors. Over 30 different shades will be produced from a single package. A bed of Phlox Drummondii in assorted colors makes a grand display all Summer. The most liberal offer ever made. Per pkt. 15c., oz. \$1.50.

DWARF VARIETIES

The dwarf annual Phloxes are very desirable for edgings and ribbon beds and useful for pot culture. They grow six to eight inches in height, forming dense masses of bloom all Summer. Of the many varieties the following are the best:

- (400) **Surprise**. Brilliant vermilion, with pure white star center; splendid for groups and edgings. Per pkt. 10c.
- (401) **Snowball. Pure white**. Fine for pots. Per pkt. 10c.
- (402) **Fireball**. Bright flame-red. Fine for pots. Per pkt. 10c.
- (403) **Hortensiaeflora**. Rose. Per pkt. 10c.
- (404) **Chamois Rose**. Very fine. Per pkt. 10c.
- (405) **grandiflora nana compacta**. Cecily Phlox, mixed. Per pkt. 10c.
- (406) **Fancy Mixed**. Per oz. \$1.50, per pkt. 10c.
- (407) **Star Phlox**. A decidedly unique variety. While the petals of all other Phloxes are entire, in this variety they are partly fringed and partly toothed; the central teeth of the petals are five or six times as long as the lateral ones, projecting like little spines, giving the flowers a regular star-like form. The beauty of the flower is enhanced by a white margin which borders the edges of the petals. There are many distinct colors. Best varieties, mixed. Per pkt. 5c.
- (408) **DOUBLE PHLOX**. Especially desirable for cut flowers, lasting better than the single sorts. To produce the best results they should be grown in light soil. Best mixture of all colors. Per pkt. 10c.

HARDY PHLOX. New Large-Flowering Hybrids. Noble-flowering plants for permanent beds in the garden and herbaceous border. The strain of seed we herewith offer has been saved from choicest named varieties, as well as from grand hybrid seedlings, and should produce plants bearing immense panicles of large and bright-colored flowers, among which some new and beautiful colors, shades and combinations are likely to be found, as well as the usual range through reds from vermilion to pink and blush, salmon shades, white, striped, dotted, zoned, etc. The plants are perfectly hardy, two to three feet high, growing and flowering with increasing luxuriance year after year, and remaining in bloom, during the late Summer months.

(409) New Large-Flowering Hybrids, Mixed Colors	Pkt. \$0.25
--	-------------



SNOWBALL PHLOX DRUMMONDI

PINKS (Dianthus)

In this large and greatly varied genus are some of our most beautiful and best-loved flowers, unsurpassed for color and fragrance. They bloom finely the first season, remaining green all Winter and blooming the next year also, if lightly protected. Old plants flower the earliest, but as young ones give the largest, finest flowers, sowings are made every year. Seed can be sown under glass in the Spring, or in an open sheltered bed. The seedlings are easily transplanted and should stand eight to twelve inches apart; dwarf ones about six inches. If especially large, brilliant flowers are desired, a bed of well-mixed turfy loam, leaf-mold and well-decayed manure should be prepared for them. Average height, one ft.



DIANTHUS LACINIATUS

Double Annual Pinks

- (410) **China or Indian Pinks** (*Chinensis* fl. pl.) This is the very finest mixture of all the best colors. Per pkt. 10c.
- (411) **Japan Pink** (Heddewigi fl. pl.) Double Mixed. This mixture contains all the colors from the richest velvety crimson to delicate rose; individual flowers very large. Per pkt. 10c.
- (412) **Snowball.** Large double white fringed flowers. Very fine. Per pkt. 10c.
- (413) **Double Diadem Pinks** (*Diadematus* fl. pl.) Very beautiful double flowers in a mixture containing various tints of lilac, crimson, purple, to very dark purple with the outer edges fringed and nearly white. Per pkt. 10c.
- (414) **Double Imperial Pink** (*Imperialis* fl. pl.) Double mixed in a very large range of color. Per pkt. 10c.
- (415) **Double Fringed Pinks** (*Laciniatus* fl. pl.) Large, double, showy flowers with fringed edges and beautifully striped. A very fine mixture of all colors. Per pkt. 10c.
- (416) **Mourning Cloak.** Rich, blackish, velvety-crimson, margined with pure white, making a unique and beautiful contrast. Per pkt. 5c.
- (417) **Fireball.** A very fine bedding sort, producing beautiful double dark blood-red flowers. Per pkt. 10c.
- (418) **Salmon King.** A double-flowering form of the pretty single Salmon Queen. The beautiful, finely fringed flowers are of a brilliant salmon-rose. Per pkt. 10c.
- (419) **Double Marvelous Pinks** (*Mirabilis* fl. pl.) One of the latest introductions and similar to the single Marvelous. A very fine variety. Read the description of the single Marvelous variety. Per pkt. 10c.
- (420) **Double Royal Pinks** (*Nobilis* fl. pl.) A double-flowering form of the Single Royal Pinks, and represents the highest ideal in this beautiful annual. The plants are strong and robust with blue-gray foliage, flowers of the largest size, varying in color from scarlet to dark blood-red and rose to white. Per pkt. 10c.
- (421) **Snowdrift.** Snowdrift for this season may fairly be classed among the very best. The robust and freely-branching plants grow about one foot high and most of them throw up a multitude of striking, large flowers, 3 to 4 inches across, very double and with finely lacinated petals of the purest white, the effect in the mass being that of thickly scattered clusters of snowflakes. Per pkt. 10c.
- (422) **Gordinier's Finest Mixture of the Double Sorts.** This is a special mixture that contains all the sorts mentioned. Per pkt. 10c.
- (423) **Gordinier's Regular Mixture of Double Sorts.** Per pkt. 5c., oz. 75c.

SINGLE ANNUAL PINKS

All the single sorts have large flowers two to four inches in diameter and their many and brilliant colors make them very desirable for beds and borders. About one foot high.

- (424) **Single Royal Pinks** (*Heddewigi Nobilis*). This is a mixture of the selected and improved varieties of the popular single-flowering Japan Pinks, producing flowers of quite a new shape, the petals being undulated and twisted, each petal covering half of the other and beautifully fringed. The colors vary from white to dark red. Per pkt. 10c.
- (425) **Single Japan Pinks** (*Heddewigi*). This is a very fine mixture of the single-flowering varieties. Per pkt. 5c.
- (426) **Marvelous (Mirabilis).** This remarkable and perfectly distinct new strain produce their large flowers on stiff, upright stems; the petals are deeply cut into fine strips of thread-like fringes for about half their length, and are twisted in all directions, presenting a novel aspect; in color they vary very much, having all shades from pure white to deep purplish-red, with red and rose zones and stripings. Per pkt. 10c.
- (427) **Vesuvius.** The most brilliant fringed annual Pink yet introduced, in color almost a geranium-red, and makes a bed or border as showy as if planted with scarlet Geraniums, and this at the mere fraction of cost of the Geraniums. About 10 to 12 inches high. Per pkt. 10c.
- (428) **Eastern Queen.** Beautifully marbled; the broad bands of rich mauve upon the paler surface of the petals are very striking and pretty. $\frac{1}{4}$ oz. 25c., per pkt. 10c.
- (429) **Crimson Belle,** as its name implies, is a rich crimson color, flowers of large size and good substance and finely fringed. $\frac{1}{4}$ oz. 25c., per pkt. 10c.
- (430) **Salmon Queen.** The well-formed, nicely fringed flowers are a brilliant salmon color, changing into a salmon rose when fading. The seeds of this variety are white or yellowish white; those of other annual Pinks are dark brown or black. $\frac{1}{4}$ oz. 30c., per pkt. 10c.
- (431) **Princess Pinks** (*Punctatus*). A very novel variety, with medium-sized fringed flowers, which are mottled, flaked, spotted and striped in the greatest diversity of colors, scarcely any two flowers being alike; altogether a most interesting subject. Per pkt. 10c.
- (432) **Single Fringed Pinks** (*Laciniatus*). A beautiful fringed variety; various colors. $\frac{1}{4}$ oz. 25c., per pkt. 5c.
- (433) **Gordinier's Superb** (*Superbissimus*). A most beautiful new strain with very large flowers of various colors with crested surface to petals and white throated, giving the flowers a very striking and charming appearance. The finest and largest strain for cut bloom. Per pkt. 15c.
- (434) **Mephisto.** (*Laciniatus*). A really remarkable new fringed annual Pink of 8 to 10 inches in height, and of compact growth. The flowers are striped black-brown on bright salmon with light or white border. Per pkt. 10c.
- (435) **Queen of Holland.** An entirely new pure white Japan Pink. One of the best white sorts. Per pkt. 10c.
- (436) **Gordinier's Finest Mixture of the Single Sorts.** This is a special mixture that contains all the sorts mentioned. A package of this seed should be in every flower garden. Oz. \$1.00, per pkt. 10c.
- (437) **Gordinier's Regular Mixture of the Single Sorts.** Oz. 50c., per pkt. 5c.



DIANTHUS HEDDEWIGI



DIANTHUS SUPERBISSIMUS

HARDY GARDEN PINKS

These varieties are well adapted for beds and borders; delightful, refreshing, spicy odor; should be in every garden where cut flowers are wanted.

- (438) **Pheasant Eye** (Plumarius). A beautiful, single hardy Pink, with fringe-edged white flowers, with a dark center. Oz. 40c., per pkt. 5c.
- (439) **Double Hardy Garden Pinks** (Plumarius fl. pl.). Double and semi-double varieties in beautiful colors. $\frac{1}{4}$ oz. 50c., per pkt. 10c.
- (440) **Double Dwarf Erfurt Clove Pinks** (Plumarius nanus fl. pl.). This new strain is of compact growth and early flowering, coming into bloom two weeks or more in advance of any other variety. They possess the spicy clove fragrance of the old-fashioned Pink, and have a much richer variety of coloring. Per pkt. 15c.
- (441) **Everblooming Hardy Garden Pinks** (Semperflorens). Very beautiful sweet-scented, double, semi-double and single flowers in great diversity of color. Per pkt. 10c.
- (442) **Everblooming Hybrid Sweet William** (Latifolius atrococcineus fl. pl.). This is a cross between an annual Pink and a Sweet William, combining the free and continuous blooming qualities of the former with the hardness of the latter, in color an intense velvety crimson scarlet; blooms the first year from seed and one of the finest subjects for any position in the garden. Per pkt. 15c.
- (443) **Everblooming Hybrid Sweet William Mixed**. Latifolius Double Mixed. In addition to the color offered above this contains purple, violet and rose. $\frac{1}{4}$ oz. 50c., per pkt. 10c.

POPPY (Papaver)

Before tulips are fairly gone our gardens begin to be gay with Poppies. Few flowers have the same grace of stem, airiness of poise and delicacy of tissue. For beds and borders with a background of green, there is nothing finer; some sorts are admirable for naturalizing in open wooded grounds; others, like the Shirley, are beautiful for cutting. A sandy loam suits Poppies best, and as their strong tap-roots are difficult to transplant, it is well to sow seed where the plants are to bloom. Sowings made in Fall and at intervals in Spring will provide a long succession of flowers. The best plants are those grown from early sowings while the earth is cool and moist. Sow very thinly, barely covering the seed. Press down firmly, and they will come up in a few days. It is well to make several sowings at intervals to keep up a succession of bloom. If picked just before expanding the flowers will last several days.

DOUBLE ANNUAL POPPIES

- (444) **American Flag**. Beautiful variety; flowers very large and double, snow-white, bordered with scarlet. Per oz. 25c., per pkt. 5c.
- (445) **Fairy Bush**. Very double flowers of pure white, elegantly fringed and tipped with rose. Oz. 25c., per pkt. 5c.

- (446) **Golden Gate**. Comprising an infinite variety of semi-double and double flowers in the greatest variety of colors. Oz. 25c., per pkt. 5c.
- (447) **Mikado**. (The Striped Japanese Poppy). This beautiful Poppy is very distinct in character and color. The flowers are brilliant scarlet and white, with elegantly curved petals, like a Japanese Chrysanthemum. Oz. 25c., per pkt. 5c.
- (448) **The Golden Poppy**. A new and novel variety, with golden-yellow foliage and double flowers in various red shades; one foot. Per pkt. 15c.
- (449) **Carnation-Flowered**. Splendid double fringed flowers, mixed colors. Oz. 20c., per pkt. 5c.
- (450) **Pæony-Flowered**. Large, showy, double globular flowers, resembling a double Pæony, mixed colors. Oz. 20c., per pkt. 5c.

GORDINIER'S SINGLE ANNUAL POPPIES


- (451) **Danebrog, or Danish Cross**. Very showy variety, producing large flowers of brilliant scarlet, with a silvery-white spot on each petal, forming a white cross. Oz. 25c., per pkt. 5c.
- (452) **Umbrosium**. Richest vermilion, with a deep, shining black spot on each petal. Oz. 25c., per pkt. 5c.
- (453) **English Scarlet**. The common scarlet field Poppy. Oz. 25c., per pkt. 5c.
- (454) **Flag of Truce**. Large satiny-white flowers. Oz. 25c., per pkt. 5c.
- (455) **Tulip Poppy** (Papaver glaucum). Large tulip-like flowers of dazzling scarlet; 15 inches. Oz. 50c., per pkt. 10c.
- (456) **Fire Dragon**. Very showy flowers of brilliant deep scarlet, with black spots, margined white; two to two and one-half ft. Oz. 50c., per pkt. 10c.
- (457) **Miss Sherwood**. This fine single Pæony-flowered Poppy bears large flowers of a satiny-white, the upper half being a silky chamois rose; a combination of rare delicacy. Oz. 50c., per pkt. 10c.
- (458) **The Bride**. A beautiful variety with very large, pure white, perfectly formed flowers. Oz. 25c., per pkt. 5c.
- (459) **Single Mixed**. Annual sorts. Oz. 20c., per pkt. 5c.

GORDINIER'S 20-CENTURY GIANT SHIRLEY POPPIES.

- A great advance in single-flowering annual Poppies. The flowers are immense, often measuring three to four inches across, the petals are fluted and crinkled and in the sunlight appear like ruffled satin. The plants are well branched, about 12 inches high, and they bloom in continuous succession for weeks. There is white, white-veiled pink, white-splashed crimson, rose banded with white, salmon, carmine, blush, scarlet, and many splashed, striped, dotted and edged, etc.
- (460) **20th-Century. Fiery-Scarlet**. Brilliant orange-scarlet with white edge and white base. Per pkt. 10c.
- (461) **White and Salmon**. Crinkled white with salmon-pink zone. Per pkt. 10c.
- (462) **Deep pink**. Beautiful pink, toned deep rose-pink. Per pkt. 10c.
- (463) **Pure White**. Like crinkled white satin. Per pkt. 10c.
- (464) **Mixed Colors**. Per pkt. 10c.



CARNATION-FLOWERED POPPY



GORDINIER'S 20TH-CENTURY GIANT SHIRLEY POPPIES

POPPY—Continued

(465) **ADMIRAL POPPY** (*Papaver paeoniflorum*). This single paeony-flowered Poppy is of surprising beauty. It is characterized by large round, smooth edged flowers of glistening pure white, with a broad band of brilliant scarlet around the top, occupying a full quarter of the corolla. These two colors form an extremely

telling contrast, similar to that seen in the variety Danebrog. Planted in groups my new Admiral Poppy, which comes nearly true from seed, produces a magnificent effect. Per pkt. 10c.

NEW GIANT ORIENTAL HYBRID POPPIES

Among hardy perennials these hold an unrivaled position for gorgeous effectiveness in gardens and hardy borders; height, two to three feet; flowers immense, often six inches across. Colors: salmon, fiery-scarlet, rose, lilac and copper color, pink blotched purple, blood-red blotched black, orange, etc. (466) **Giant Oriental Colosseum**. Flowers eight inches across. Color: rich, shiny, dark scarlet, with a black spot at the base of each petal. Per pkt. 20c.

ICELAND POPPIES

(*Papaver Nudicaule*)

These are of graceful, neat habit with bright green fern-like foliage, formed in tufts, from which issue slender stalks about 12 inches high, bearing their brilliant flowers in endless profusion; most useful for cutting, for which purpose pick when in bud.

(468) **New Hybrid Iceland**. The latest development in this lovely species, varying in color from sulphur-yellow through different shades of orange to chamois and salmony-rose. Per pkt. 15c.

PORTULACA

This charming little annual is unrivaled for brilliancy among plants of low growth, and has the happy faculty of flourishing under almost all conditions, though hot sun and a light, sandy soil suit it best. Nothing is prettier for beds, edgings, rock-work, and for filling up irregular spaces or unexpected gaps in the flower beds. As an undergrowth for taller plants it is also valuable. Through the driest, hottest seasons it flourishes amazingly, carpeting the ground with a mat of succulent foliage that in the forenoon is hidden by gayest flowers. The seed does not germinate until hot weather, and should be sown late. Beyond the sowing, this plant requires little care. It can be transplanted in full flower. Average height, six inches.

SINGLE VARIETIES

Each strong plant will cover a space about two feet in diameter.

	Pkt.
(469) Splendens . Crimson	\$0.05
(470) Carnation-striped Rose05
(471) Thellusonii . Scarlet05
(472) albiflora . Pure white05
(473) aurea . Deep golden yellow05
(474) Thorburni . Beautiful bright yellow05
(475) rosea . Rich rose05
(476) Mixed . This is our special mixture of the finest named sorts	Oz. 50c. .05

DOUBLE VARIETIES

The flowers are so full and perfect as to resemble tiny Roses; toward the close of the season they will increase in size and beauty. As the full double flowers do not produce seed, it must be saved from the semi-double flowers growing with the full doubles. The product of that seed will produce many single flowers. As these bloom earlier, they can be pulled out like weeds. When the full doubles appear, cuttings can be made from them and the bed extended indefinitely with only full double flowers.

(487) Double Mixed	Pkt. \$0.10
Separate Colors10



GORDINIER'S PORTULACA, SINGLE MIXED



SALVIA BONFIRE

SALVIA (Flowering Sage)

The Salvia is a standard bedding plant that keeps the garden bright with color until late in Autumn. For pot culture, for cutting and for borders, etc., it is very valuable. In this climate sow seed in window-boxes or frames, in March or April, and set the plants outdoors the latter part of May; or sow outdoors not before June 1, and protect from heavy rains and strong winds. The plant grow and bloom profusely in any light, rich soil. Both the tender and hardy perennial sorts bloom the first year, and all are treated as annuals.

- (488) **Splendens (Scarlet Sage).** Beautiful bright scarlet; three feet. $\frac{1}{4}$ oz. 40c., per pkt. 5c.
- (489) **Bonfire.** This is one of the finest of the Scarlet Sages, growing in a compact bush about two feet high by two feet in diameter. Its erect spikes of flowers of brilliant scarlet stand clear above the dark-green foliage and completely cover the plant. It attracts immediate attention in the garden, and is one of the most effective and gorgeous plants in cultivation. $\frac{1}{4}$ oz. 75c., per pkt. 10c.
- (490) **Patens (Blue Sage).** In color this is as blue as the "Scarlet Sage" is red; unlike the latter, however, it is not useful for bedding, but is a beautiful plant for the border or greenhouse; tender perennial; two feet. per pkt. 10c.
- (491) **Salvia splendens "Fireball."** This noble plant comes of the Salvia splendens "Rudolf Pfitzer" being a valuable improvement to it. It forms a globular, strong branching bush of from 15 to 18 inches high. Its long, stout, shining scarlet blood-red panicles are borne erectly and freely above the luxuriant dark green foliage and are produced in such a quantity that the plants, fully developed, are entirely covered with them and nothing to be seen of the foliage. Its flowering season begins about the end of June and lasts in constant succession until frost. "Fireball" is a first-rate plant for groups and potting. Per pkt. 10c.
- (492) **Lord Fauntleroy.** Many strains of Salvia splendens have been offered under different names with the claim that they are larger flowered or more floriferous than the old type. We have found none of them more distinctly valuable than this strain in which the plant is more uniformly dwarf and floriferous and the flower spikes longer than in the common stock, so we strongly recommend it as a decided improvement. The plant is uniformly dwarf, averaging only about 20 inches high. In habit it is exceedingly free blooming bearing above the dark green foliage brilliant crimson spikes which are longer than those of the common sorts. Per pkt. 10c.

SCABIOSA (Mourning Bride)

(Scabiosa or Sweet Scabious)

This is one of the most attractive of the old-fashioned flowers. Its great abundance and long succession of rich colored fragrant blossoms borne on long stems make it one of the most useful of the decorative plants of the garden. It has been greatly improved of late years, producing larger and more double flowers of greater variety and brilliancy of color than in the old type. Hardy annual; 12 to 18 inches high.

		Pkt.
(493)	Double Dark Maroon	\$0.05
(495)	" Snowball	.05
(496)	" Purple	.05
(497)	" Lilac	.05
(498)	" Azure Fairy	.05
(499)	" Crimson	.05
(500)	" King of Blacks	.05
(501)	" Purple Edged White	.05
(502)	" Tile Red	.05
(503)	" Mixed	.05

SNAPDRAGON

(ANTIRRHINUM)

The Snapdragon is one of our finest perennials, flowering the first year as annuals. Its bright-colored curiously formed flowers always excite interest, and among the newer sorts are flowers of a great variety of colors and markings. Their rich spikes are beautiful for cutting, and keep fresh a long time. From seed sown in the open ground, plants will bloom in July and August. For early flower, sow under glass in February or March and transplant into beds of warm, dry soil moderately enriched. The Snapdragon, like most perennials and biennials which bloom the first year, is treated as an annual and sown every year. Average height, $1\frac{1}{2}$ ft.

ANTIRRHINUM, GIANT-FLOWERING. Unusually effective bedding displays are made from these noble plants; they grow about two feet high, are healthy and stocky, and completely enveloped with large Snapdragon flowers of splendid texture and substance, rendering them very durable under all conditions of weather; their continuous-blooming qualities, ease of culture and independence of heat and drought, and pure, bright colors, should entitle them to a permanent place in gardens. Flowers are nearly double size of older sorts. (See cut.)


- (504) **Mixed Colors** ..\$0.10
 (505) **Separate Colors** ..10

STOCKS

From the general make-up of the great Stock family no desirable quality seems to have been omitted. The plants have good habit, fine leaves, beautiful and fragrant flowers in all refined colors, a long season of lavish bloom, vigor and adaptability to many conditions of culture. Such plants naturally have many uses; we find them unsurpassed for bedding, edgings, pot culture, house or conservatory decoration, and for



ANTIRRHINUM



STOCKS

STOCKS—Continued

cutting. For bouquets and floral work the double white sorts are especially useful. To secure fine early flowers, sow under glass in March or April, transplanting the seedlings when an inch high into other pots or boxes, or into fine soil spread over some discarded hotbed. In showery May weather, transfer to garden beds of deep, rich soil, setting the plants about a foot apart. Transplanting several times in the early stages of growth tends to give them a more dwarf and compact habit. For later flowers, sowings may be made in the open ground in May. If plants that begin to bloom late are carefully lifted and potted in Fall, they will flower finely all Winter in a house that is tolerably cool and moist. The blossoms are very lasting. Average height, 1 to 1½ ft.

CUT-AND-COME-AGAIN 10-WEEK STOCKS

Splendid perpetual-blooming class; sown in March or April they begin flowering in July, continuing until frost, and are especially valuable during September and October when other flowers are scarce; they throw out numerous side branches, all bearing very double, fragrant flowers; excellent for cutting.

	Pkt.
(506) Princess Alice. Snow-white	\$0.10
(507) La France. Silvery rose15
(508) Brilliant. Fiery blood-red15
(509) Sapphire. Dark blue15
(510) Creole. Creamy yellow, extra fine15
(511) May Queen. A delicate shade of lilac.....	.15
(512) Finest Mixed. All colors	¼ oz. 75c., .10
Collection of a packet each of the six colors.....	.60

SHASTA DAISY

(519) **Chrysanthemum Leucanthemum hybridum.** The great white "Moon-Penny" Daisy has long been considered one of our finest hardy perennials for permanent garden decoration. This variety is the latest, finest and most valuable of all; it is hardy, of compact, bushy growth, bearing in profusion, throughout the season, single white Daisy flowers of immense size, often more than four inches across on stems 1½ to 2 ft. long. (See cut.) Per pkt. 25c.

SWEET WILLIAM
(Dianthus Barbatus)

London Tufts

A well-known attractive, free-flowering hardy perennial, producing a splendid effect in beds and borders with their rich and varied flowers.

	Pkt.
(520) Single White	\$0.05
(521) " Crimson05
(527) Single Mixed. All colors	Oz. 30c., .05
(528) Holborn Glory. This strain is a large flowered selection of the Auricula-eyed section, the most beautiful and admired of all Sweet Williams. The individual flowers and trusses are of extraordinary size, while the range of color, all showing a clear, white eye, is truly superb.10
(530) Giant Double. A decided improvement. The plants are of robust, bushy habit, producing numerous stems, surmounted by immense umbels of full, double flowers, many of the individual flowers measuring over one inch in diameter. The colors are extremely varied15



SHASTA DAISY

STOKESIA CYANEA

This beautiful hardy perennial plant is not so well known as it deserves to be. No garden, large or small, should be without it. As a single specimen or group in the herbaceous border it makes for itself a place that cannot be filled by any other hardy plant, while for beds or masses of any size it is very attractive. It is of the easiest culture, blooming the first year from seed, and succeeding in any open sunny position. The plants grow from 18 to 24 inches high and begin flowering in July, continuing without interruption till late in October to produce their handsome lavender-blue cornflower-like blossoms, four to five inches across, on long stems, rendering them highly valuable for cutting, supplying a shade of color not over plentiful at any season of the year.
(531) **The Hardy Blue "Cornflower" Aster.** Per pkt. 10c.

SUNFLOWER (Helianthus)

Very stately decorative plants with great masses of yellow flowers. A few plants of the tall sorts can be placed here and there throughout the grounds with telling effect; it is the gardener's art to know how to locate them. Their golden yellow discs are like sunbursts among the shrubbery, and for backgrounds and screens nothing could be finer. Their long stems and wonderful lasting qualities also make them valuable as cut flowers. Like the Eucalyptus, they are said to be good for absorbing the miasma of low grounds. Plant the seed in the open ground in Spring and thin the plants to stand three to four feet apart. The height of the different varieties varies greatly; all those below are hardy annuals.

SINGLE SUNFLOWER

The single Sunflowers are indispensable for cutting. Sown on a sunny spot in April or May they come into bloom early in Summer, and keep up a constant supply of flowers until cut down by frost.

- (532) **Stella** (Improved Miniature Sunflower). Produces well-formed flowers of the purest golden yellow, with black disc. Pkt. 5c.; $\frac{1}{4}$ oz. 15c.
- (533) **Orion.** Effective new variety of "Stella." The petals are twisted like a Cactus Dahlia. Pkt. 10c., $\frac{1}{4}$ oz. 20c.
- (534) **New Miniature.** A multitude of new varieties have been raised from the popular Miniature Sunflower which we offer in mixture. They all differ from the parent, most of them being larger, and many with curiously twisted petals. The prevailing colors are pale-yellow, golden yellow and creamy white, some with black centers and all beautiful; for cutting they are indispensable. Pkt. 10c., $\frac{1}{4}$ oz. 25c.



STOKESIA CYANEA




SUNFLOWER "STARLIGHT"

- (535) **SUNFLOWER "STARLIGHT."** In this new variety of annual single Sunflower we have a fine advance. The flowers are large, of very graceful appearance, and with petals beautifully twisted like a fine form of Single Cactus Dahlia. The color of the flowers is a beautiful canary yellow; borne on long stems they cannot be excelled for cutting purposes. The form of the flowers is most graceful and lends itself admirably to decorative work, and they also have the great merit of lasting a long time in water. Per pkt. 20c.
- (536) **HELIANTHUS Cucumerifolius Purpureus.** Red Sunflower. A Sunflower whose flowers show the red colors so much desired and sought for. The whole scale of colors from light pink to deepest red is to be found in these new hybrids. The diversity of forms of these red Sunflowers is as interesting as beautiful. Straight and flat petals vary with twisted and pointed ones, which on their part, appear colored in various shades of red, forming often a distinct circle of yellow ground around the dark disc. A novelty of extraordinary merit. Per pkt. 10c.

DOUBLE SUNFLOWER

- (537) **Double Yellow Miniature.** While many prefer single flowers on account of their generally more artistic form, others like the double forms as being more lasting when used as cut flowers; both have their uses, and this new variety will in a measure please both, the flowers, while double, being quite free and graceful; grows about four feet high; flowers three inches across, of a bright golden yellow. Per pkt. 10c.
- (539) **DOUBLE CRESTED SUNFLOWER** (Helianthus cucumerifolius plumosus.) The crested miniature Sunflower. In this strange novelty the disc-florets are peculiarly feathered, the whole of them forming a beautiful crest; the ray-florets are tongue-shaped and slightly recurved. The coloring of the flowers varies from pale yellow to the darkest golden-yellow. For cutting this new variety is very valuable, the flower-heads are long-stalked and last a long time. Per pkt. 20c.



GORDINIER'S PREFERRED LIST OF THE BEST VARIETIES OF SWEET PEAS

We carry the largest stock of Sweet Peas in this section of the country. The seed is grown for us by one of the most reliable California growers. We buy only in separate colors—we carry 112 named varieties—and can supply you with any variety you may want.

A deep, rich, moist soil is best suited to Sweet Peas. They are usually grown in double rows with a wire trellis or a row of brush between. For each double row make the drills about five inches deep and nine or ten inches apart. Sow plentifully, covering the seed with only about two inches of light soil at first, and by degrees, as the vines grow up gradually fill in the trenches with soil. Spring sowings should be made just as early as the ground can be prepared; frost does not hurt the little seedlings.

All Sweet Peas, but particularly the white-seeded sorts, are often a little difficult to start. If the soil is too dry, they will remain a long time without germinating; if it is too wet and cold, they will not sprout at all. In soils which are at all heavy or composed largely of clay, it will generally pay to put about two inches of sand in the bottom of the trench and to sow the seed on this, covering with more sand. Often it will be an advantage to cover the row with a board so as to shed the rain and protect the soil from the hot sun, but care should be taken to remove this as soon as the young plants push through the soil. The flowers should be picked before they form pods, or the plants will soon stop flowering.

Many people have become discouraged in the growing of Sweet Peas because of blight, i. e., a falling and dying of the plants soon after they have begun to bloom. This trouble has been quite prevalent some seasons, but is not of permanent nature. Its cause may be one or both of the following conditions:

1. Unfavorable season. Not only Sweet Peas, but edible peas as well, suffer some seasons because of peculiarly unfortunate weather conditions. Untimely rains, hot weather, etc., have done great damage when otherwise crops would have been very large.

2. All peas will suffer if planted on the same ground year after year. They should be given fresh earth.

The greatest enemy to young Sweet Peas is the cut worm and they are so destructive as to prevent some people from ever having a good stand of Sweet Peas. They usually take the young shoots just as they come up, and while some plants will send out new shoots and grow again after being cut off, most of them are cut too far down and are ruined. A sprinkling of lime over the row sometimes helps to keep out the cut worms. A handful of grass, dipped in a solution of Paris green will sometimes attract the worms and the poison kills them. A place that has been free from weeds or grass for one or two seasons is less likely to have cut worms.

Sweet Peas can be sown in small pots and transplanted providing the root is not disturbed. This is a good method for a limited number of plants, when the cut worms are very destructive.

It is important that during the blossoming season all the flowers be kept picked, since the plants cease blooming as soon as the seed pods set.

As a fertilizer for Sweet Peas, a liberal use of **Gordinier's Pure Bone Meal**, worked in the soil about the vines, will give most excellent results.

Directions for Fall Sowing. Sow between September 25 and October 1. Select a dry situation and deep, rich soil. Plant from four to five inches deep, and sow thickly. Give level culture. As a fertilizer for Fall sowing a liberal quantity of bone meal to barnyard manure is recommended, as the ground mice like to make their nests in the manure, and there is also considerable loss from leaching in the Winter.

As soon as the frost is about six inches in the ground, cover lightly with salt hay or some other coarse material. Too much covering is detrimental to the young plants, and also makes a harbor for ground mice and moles. To shelter the row from the cutting north winds, use a 10-inch board set edgewise alongside the row.

The frost will not hurt Sweet Peas; it is the thawing and freezing in the Spring which is harmful; therefore a little more covering should be added in March to prevent the ground from thawing until the fine weather sets in. When the frost is out of the ground thin out the seedlings to five inches apart in the row. They will sprout out very freely and will make an immense growth. The wire trellis or brush support should be at least five feet high.

There are more than two hundred named varieties of Sweet Peas, but while the names differ many of the varieties are exactly alike in color. For instance, "Black Knight" and "Othello" are both deep maroon, but the latter is the better. "Mrs. Sankey" and "Sadie Burpee" are both white, but the latter variety is the better; again "Blushing Beauty," "Royal Robe" and "Prima Donna" are almost alike in coloring, but the last named variety is the best. Therefore, in order to aid you in making your selection, we have made a Color Classification and Preferred List.

Any arrangement of the various shades and colors of Sweet Peas looking to a classification must be more or less arbitrary if we would make it brief enough to be practical. To properly classify the entire list it would probably be necessary to make a great many more headings than we have done, but the following arrangement is our idea of a short and useful classification. The names of the varieties printed represent our selection of preferred varieties.

PRICE: Any of the following, except where noted, 5c. per pkt., 10c. per oz., 15c. per ¼ lb., 50c. per lb.

SWEET PEAS—Continued


White and Very Light Shades

WHITE

- (3000) **WHITE SPENCER.** (White Seeded). The latest selection of the white seeded white, out of Countess Spencer. It is a little larger than the parent type, has beautifully poised wings which are large and wavy, and the standard is erect and wavy. Oz. 20c., per pkt. 10c.
- (3001) **NORA UNWIN.** Pure white and white seeded, very large, open, wavy form. Better described as a white Gladys Unwin. Oz. 20c., pkt. 10c.
- (3002) **Dorothy Eckford** (White Seeded). One of the best pure white varieties. Is semi-hooded of the best form with wings and very large standard which averages two inches across.
- (3003) **Shasta** (White Seeded). A pure white. Very large size, open form. The petals, both standard and wings, are wavy on the edges. It usually bears four blossoms to the stem.
- (3004) **Emily Henderson.** Pure white. (White Seeded). Large size, open form; standard is narrow at the base, is indented at the top and is inclined to curve back at the sides.
- (3005) **White Wonder.** Pure white, double. It frequently produces double stems with five to nine blossoms, fully half of the flowers being double, having two to three standards.
- (3006) **Mont Blanc** (White Seeded). Pure white, medium size, open form and very early, coming into bloom easily in nine weeks from sowing the seed.

BLACK SEEDED

- (3007) **Sadie Burpee** (Black Seeded). Fully matured blossoms are pure white, but the bud and newly opened blossoms show quite a tint of buff and pink. Large size, hooded form. Pedicel is brownish red.
- (3008) **Burpee's Earliest White.** One of the very earliest varieties and one of the best for greenhouse forcing; is a black seeded white, but shows no tint of color except in the young bud; hooded form, medium size.



NORA UNWIN SWEET PEA

VERY LIGHT PINK, ALMOST WHITE

- (3009) **Modesty.** White, with tint of pink showing a trifle deeper on the edges. Medium size, hooded form. Usually described as white with suggestion of pink.
- (3010) **Ramona.** Light pink striped on white. Over medium size, hooded form. Is practically Blushing Beauty striped white, but larger.
- (3011) **Sensation.** Standard very light pink and buff. Wings pure white. Over medium size, hooded form of the finest type. Most always comes four blossoms to the stem. Is a very light variety—almost pure white. The two top blossoms usually hold their color while the two lower blossoms usually fade to pure white when fully matured.

PALE YELLOW, or PRIMROSE

- (3012) **PRIMROSE SPENCER.** This is the primrose colored selection out of Countess Spencer, and while not so large as the white selection it has the same graceful, wavy effect as Countess Spencer and is quite as large as the parent type. It is white seeded and the petals are a clear distinct primrose. Oz. 20c., per pkt. 10c.
- (3013) **The Hon. Mrs. E. Kenyon.** Light primrose, self-colored, very large semi-hooded form. It is the latest and best of this shade.
- (3014) **Queen Victoria** (Black Seeded). Light primrose, self-colored. Over medium size, hooded form. The bud and newly opened blossoms show a tint of pink but fully matured blossoms are a clear soft primrose. Being black seeded, it is much more sure to germinate and grows more vigorously than the white seeded primrose varieties.

VERY LIGHT PINK AND PRIMROSE

- (3015) **Stella Morse.** Buff, with a tint of pink showing a little deeper at the edges, both standard and wings the same. In the bunch the color has a rich cream effect. It is quite yellow in the bud.
- (3016) **Marchioness of Cholmondeley.** Standard is light salmon, buff and cream; wings are light buff. A little larger than medium and of hooded form.
- (3017) **Golden Rose.** Primrose lightly striped and mottled with light pink. Very large, semi-hooded form of the finest type. Wings unusually large, both standard and wings quite wavy at edges.
- (3018) **Mrs. H. Kendall Barnes.** Standard, buff and cream, tinted with a very light shade of pink; wings, primrose.

Shades of Pink

LIGHT PINK, CLEAR PINK

- (3019) **FLORENCE MORSE SPENCER.** Delicate blush with pink margin. Very large, open, wavy form of the best Countess Spencer type, with long stems and four blossoms to the stem. Perhaps better described as a light, pink-edged Countess Spencer. Our new strain of it comes directly true. Oz. 20c., per pkt. 10c.
- (3020) **Prima Donna.** Pure pink, self-colored. Over medium size, hooded form. The vine is a very vigorous grower and there are usually four blossoms to the stem. It is the best of the older and hooded pink varieties.
- (3021) **Katherine Tracy.** Standard soft pink, wings a trifle lighter tone—almost a self color. Medium size, open form. Standard is almost round and inclined to wavy edges which is very attractive. It is a very vigorous grower but usually bears but two blossoms to the stem.
- (3022) **Agnes Eckford.** Very light pink, self color. One of the most delicate shades of pink; medium large, hooded form.

LIGHT PINK, BUFF PINK

- (3023) **Queen of Spain.** Soft buff pink, self color, medium size, hooded form, with standard rather too much curled. The tendrils, stems and calyx are conspicuously tinged with brown.
- (3024) **Countess of Lathom.** Cream pink, self-colored. Medium size, hooded form and inclined to curl. Prima Donna, but on primrose ground instead of white. Is very much the same shade as Venus when it turns dark.
- (3025) **Coral Gem.** Soft, light creamy pink, self color; medium size, hooded form and inclined to curl.
- (3026) **Vesuvius.** Standard claret shaded to deep maroon at mid-rib and to very light purple, almost white at edges. Wings purple lilac shading lighter at edges. Small size, open form.

SWEET PEAS—Continued

Light Pink Shaded and Deeper Pink

- (3027) **COUNTESS SPENCER.** Bright, clear pink showing a little deeper at the edges. The form is open and the margins of the petals are wavy. Both standard and wings are very large, the blossoms frequently measuring two inches across. The stems are long and it possesses every characteristic that can be desired in a Sweet Pea. Oz. 20c., per pkt. 10c.
- (3028) **Enchantress.** Bright pink, shading a little deeper at the edges. Is practically same as Countess Spencer in size, form and wavy, fluffy effect, but is a little darker in color.
- (3029) **GLADYS UNWIN.** Clear, bright, light pink, almost self-colored, but a little deeper at the edges. Very large size, open form with wavy edges. Oz. 20c., per pkt. 10c.
- (3030) **MRS. ALFRED WATKINS.** Standard pink at base and mid-rib and shading to blush and buff at edges; wings blush at base shading to rose at edges. Fully matured blossoms turn lighter with age. Large, open and wavy form; better understood as similar to Peach Blossom in color and of the Gladys Unwin type. It also burns more or less in the sun. Oz. 20c., per pkt. 10c.
- (3031) **Lovely.** Standard and wings both deep pink shading to very light pink at the edges. Large size, hooded form. Very vigorous grower, most always has four blossoms to the stem. It is a very effective variety and the deep throat is very attractive.
- (3032) **Janet Scott.** Clear deep but bright pink, showing buff at the top of the standard, with the upper or top blossom and the bud lighter pink and more buff. Large size, hooded form. The wings stand upright and are curled, giving the flower an unusual but rather attractive appearance. The color is distinct and is a shade we spent many years trying to develop.
- (3033) **Dainty.** Pure white, edged with light pink on both the standard and wings and shaded lightly with light pink with more color on the back of the standard. Is almost a true white with pink edges. Medium size, hooded form. The stems are the longest of any variety and bear almost without exception, four blossoms.
- (3034) **Hon. F. Bouverie.** Standard and wings are both deep pink at the base shading to very light pink at the edges. The pink shades are on a ground of primrose giving a buff effect to the blossom.

Rose Shades and Pink (Bi-color)

- (3035) **Apple Blossom.** Standard crimson pink shaded deeper at mid-rib to lighter at edges. Wings white, tinged and shaded with pink. Medium size, hooded form. Has generally four blossoms to the stem.
- (3036) **Earliest of All.** Standard rose, wings white, lightly tinged with pink. Medium size, open form. It is very early, about two weeks earlier than any other variety. Plant rather dwarf and leaves narrow.
- (3037) **Jeanie Gordon.** Standard rose showing veins of a brighter and deeper rose, on primrose ground. Wings primrose, tinged with pink. Large size, hooded form.
- (3038) **Ex. Ey. Blanche Ferry.** Standard rose, wings white tinged with pink. Medium size, open form. Is very early.
- (3039) **Blanche Ferry.** Standard bright carmine rose, wings white tinged with pink. Medium size, open form. Ex. Ey. Blanche Ferry has the same flowers but is fully two weeks earlier.
- (3040) **Royal Rose.** Standard crimson pink, shading deeper at mid-rib. Wings pink, shading lighter at edges. Very large, semi-hooded form of the best type.
- (3041) **Triumph.** Standard rose, heavily veined with scarlet rose. Wings light crimson pink veined with crimson. Large size, open form. The standard is inclined to curve backward.

Orange Pink or Salmon Shades

SEMI-HOODED

- (3042) **Bolton's Pink.** Orange or salmon-pink, veined with rose; large size, semi-hooded form.
- (3043) **Miss Willmott.** Standard orange-pink, showing veins of deeper orange pink. Wings rose with strong tint of orange, showing veins of orange rose. Very large size, semi-hooded form of the very best type. Stems long and large, and plant very vigorous. It is the largest and best of all this shade.



SWEET PEA

- (3044) **Lady Mary Currie.** Standard crimson-orange, wings crimson with tint of orange. There is a tint of lilac at the base of both standard and wings. Rather over medium size, hooded form. The color is extremely bright.
- (3045) **Aurora.** Orange rose, striped on white. Large size, hooded form of the best type. It is the most attractive striped variety.

OPEN FORM

- (3046) **Helen Lewis.** Standard, crimson orange; wings, orange rose, very large size; open form with wavy edges. Is a selection out of Countess Spencer, has the same form and is almost as large. Oz. 20c., per pkt. 10c.
- (3047) **Henry Eckford.** Almost a clear orange self. The nearest approach to orange yellow in Sweet Peas and a beautiful color. Medium large, open form. It burns very badly in the sun and needs some protection for the finest blossoms.
- (3048) **Evelyn Byatt.** Standard, scarlet-orange; wings, rose-orange. Medium size, open form. The standard burns very badly with the sun. Evelyn Byatt is an exceedingly brilliant scarlet orange almost self-colored, but as it burns badly it is difficult to get perfect well-expanded blossoms.

Shades of Red

BRIGHT RED AND CRIMSON SCARLET

- (3049) **King Edward VII.** Bright red or crimson scarlet. Almost self-colored, but the standard is a little brighter than the wings. Very large size, open form.
- (3050) **Salopian.** Pure red (crimson scarlet), self-colored. Large size, hooded form. The color is clear and bright, though deep and rich. The color stands the sun better than other reds of this shade, and the blossoms are of the best hooded form.
- (3051) **Queen Alexandra.** Bright scarlet red—almost true scarlet, self-colored. Medium large, semi-hooded form.
- (3052) **Fadeless Scarlet Gem.** A strain of Scarlet Gem which does not turn purple or fade.
- (3053) **America.** Crimson scarlet, striped on white. Large size, open form. Very bright and effective and holds its color well. Is the brightest striped variety we have, practically Firefly striped white but not quite the same shaped flower.

CERISE AND CRIMSON

- (3054) **Coccinea.** Pure cerise (cherry red), self color. Under medium size, semi-hooded form and burns quite badly in the sun. It is a distinct new shade, and is very bright and effective. The vine is rather dwarf.
- (3055) **Prince Edward of York.** Standard scarlet with tint of crimson. Wings crimson. Large size, open form. Standard is round and wavy on the edges.

SWEET PEAS—Continued

Rose Crimson

- (3056) **Prince of Wales.** Rose-crimson, self-colored. The vine is a very vigorous grower and the stem usually bears four blossoms. Is the largest and finest variety of this shade of red.
- (3057) **Majestic.** Rose-red, self-colored, large size, hooded form. The color is on a primrose ground.
- (3058) **Jessie Cuthbertson.** Primrose, striped with light pink. Large size, hooded form.
- (3059) **Mrs. Jos. Chamberlain.** Rose, striped on white on both standard and wings. Very large size, hooded form of the best type. Is one of the largest varieties.

ROSE-CRIMSON, SHOWING VEINS OF DEEPER SHADE

- (3060) **Geo. Herbert.** Bright rose carmine, large, open, and wavy form of the Countess Spencer type, but not so large as Spencer, nor so well formed.
- (3061) **JOHN INGMAN.** Rose-carmine, showing veins of deeper shade. Very large size, open form with wavy edges. Is a selection out of Countess Spencer, and has same form and is almost as large. Oz. 20c. per pkt. 10c.
- (3062) **E. J. CASTLE.** Bright rose-crimson with veins of deeper rose, large size, open form and wavy edges. Is supposed to be of the Gladys Unwin type. Oz. 20c. per pkt. 10c.
- (3063) **PHYLLIS UNWIN.** Light magenta rose and carmine, large size, open, wavy form. Oz. 20c., per pkt. 10c.
- (3064) **Lord Rosebery.** Bright magenta rose, showing veins of deeper shade. Large size, hooded form.

Lavender and Mauve Shades

LIGHT LAVENDER AND MAUVE

- (3065) **Mrs. Charles Foster.** Pinkish lavender and mauve, very large size, open and wavy form, of the Countess Spencer type. The strain is not well "fixed" and a large percentage runs "hooded."
- (3066) **FRANK DOLBY.** Pinkish mauve and lavender, open and wavy form of the Gladys Unwin type. Perhaps better described as a pinkish lavender Unwin. Oz. 20c., per pkt. 10c.
- (3067) **Lady Grisel Hamilton.** Standard light mauve, wings lavender. Large size, hooded form. It is the largest and lightest shade of lavender varieties.
- (3068) **Mrs. Geo. Higginson, Jr.** Light lavender—almost azure blue and nearly free from any tint of mauve. The clearest delicate blue we have. Medium size, semi-hooded form.
- (3069) **Countess of Radnor.** Light mauve standard, lavender wings, newly opened blossoms a little deeper than those well matured. Medium size, hooded form.
- (3070) **Lady Nina Balfour.** Standard mauve, wings lavender. The whole color is on a primrose ground giving the blossom a pearl gray tone and it seems quite distinct from Countess of Radnor on this account.

LAVENDER AND MAUVE, PICOTEE EDGED

- (3071) **Phenomenal.** White, shaded and edged with lilac. Very large, hooded, and the lower blossom on the stem is usually double. The petals are all delicate and wavy and the field name before introduction is quite descriptive, for we called it "Orchid Flowered Maid of Honor."
- (3072) **Maid of Honor.** Standard white, shaded at top with lilac. Wings white, very lightly shaded with lavender. Rim of both standard and wings deep lilac. Medium size, hooded form. The standard is sometimes notched, though the true type should not be so.

LIGHT PURPLE, MAUVE AND BLUE

- (3073) **Mrs. Walter Wright.** Rose-purple, self-colored. It changes to a slightly bluish purple as it fully matures. Very large size, hooded form.
- (3074) **Romolo Piazzani.** Rose-purple, self-colored, changing to lilac and blue when fully expanded. Large size, hooded form of the best type.
- (3075) **A. J. Cook.** Rosy-purple and blue. of the Gladys Unwin type and size at its best, but it does not come true and shows a good many "off" types or sports.
- (3076) **Emily Eckford.** Newly opened, blossoms are rose-purple, self-colored, but they soon change to rose-lilac standard and lilac wings with suggestion of blue. The whole blossom grows more blue with age and well-matured blossoms are decidedly blue.
- (3077) **Dorothy Tennant.** Rose-purple, self-colored. Large size, hooded form of the best type and is distinct.
- (3078) **Admiration.** Pink mauve on a ground of primrose, wings a shade lighter than standard but almost self-colored. Medium size, hooded form. This variety was a selection from a variety of shades produced from the cross-fertilization of Emily Eckford on Coquette.

Blue and Purple Shades

BRIGHT BLUE

- (3079) **HELEN PIERCE.** Pure white, veined, mottled and marbled with bright blue. The base of the petals does not show the color, while the back of the standard is quite heavily colored. The coloring is very unique and can be described as being colored and marked like a blue mottled. Oz. 20c., per pkt. 10c.
- (3080) **Flora Norton.** The clearest and most pronounced bright blue.
- (3081) **Senator.** Standard maroon and violet, wings violet and indigo, both striped on white. Large size, hooded form.

PURPLE STANDARD, BLUE WINGS

- (3082) **Countess of Cadogan.** Standard opens nearly purple but soon changes to lilac and later to blue, wings bright blue shading lighter at edges. Whole effect quite a bright blue in well matured flowers.
- (3083) **David E. Williamson.** Standard purple, tinted and suffused with blue; wings blue, tinted with purple. Large size, hooded form.
- (3084) **Capt. of the Blues.** Standard almost clear purple, wings blue, shaded and tinged with purple. It changes soon after being fully expanded to standard bluish-purple, wings clear blue.

CLEAR PURPLE

- (3085) **Duke of Westminster.** Standard clear purple. Wings purple with tint of violet. Large size, hooded form.

Very Dark Shades

CLEAR DEEP MAROON

- (3086) **Othello.** Very dark maroon showing veins of almost black. Practically a self-color. Large size, hooded form.
- (3087) **Black Knight.** Very deep maroon, the veins on the middle of the standard showing almost black. Practically self-colored. Large size, open form. One of the darkest varieties.
- (3088) **Black Michael.** Pure maroon, self-colored. Large size, open form. The standard is round and glossy on the back. The color is distinct, but the general effect is similar through a little lighter, than Black Knight, Stanley and Boreatton.

DEEP MAROON AND VIOLET

- (3089) **Horace J. Wright.** Standard violet-maroon, wings violet, large size, hooded form.
- (3090) **Shahzada.** Standard deep maroon showing veins of almost black and a shading of violet at base. Wings dark violet. Large size, semi-hooded form. Is the darkest of all varieties.

CLARET MAROON

- (3091) **Duke of Clarence.** Dark claret, self-colored. Large size, hooded form of the finest type. It grows very vigorously and the lower blossom on the stem is usually double.

VIOLET AND INDIGO

- (3092) **Lord Nelson.** Same as Navy Blue in all respects, except that the color is deeper and richer, and it may well be considered an improvement.
- (3093) **Navy Blue.** Standard indigo and violet. Wings indigo at base shading to navy and bright blue. Medium size, semi-hooded form. Standard very irregular in shape, frequently doubled and crimped. The whole effect of the flower is very blue, especially as it grows on the plant, though the standard and wings are inclined to turn a little bronze with the sun.

Gordinier's Superb Collection of Sweet Peas


Most people obtain more satisfaction from planting Sweet Peas in mixture than from growing named sorts, but to be successful it is necessary that the seed be of the best quality obtainable. Often what is offered as mixed seed is stock harvested from plants that have come up as volunteers on ground where Sweet Peas have been grown before or a lot of seed which has been grown, saved or handled so carelessly that it cannot be sold as any distinct variety. The use of such seed will not give satisfactory results. However, where the seed is grown from the very best stock that can be produced, is mixed in most carefully studied proportions, and then the seeds of desirable but shy seeding sorts are added, there is nothing superior for use in the home garden.

Choice Mixed. We assure our customers the mixed Sweet Pea seed which we offer is the result of as great care in breeding and selecting as any stock we grow, and as fine flowers are obtained from it as from any seed that can be bought. We invite comparison of our mixture with any and all others, no matter under what name or at how high a price offered, and are certain a trial will demonstrate its superiority. Oz. 10c., $\frac{1}{4}$ lb. 15c., lb. 40c.

SWEET PEAS—Continued

Our Best Mixed. Our own mixture of the choicest large-flowered varieties includes the best of all the standard sorts, all the varieties of the new Giant Orchid-flowering class, including both the Countess Spencer and the Unwin types, and the new unnamed Spencer seedlings. The mixture comprises all shades, is of pleasing diversity, but is blended in carefully studied proportions, the most desirable and popular shades and colors predominating. The mixture is by far the best we ever offered, and we are quite certain that it will not be surpassed by any offered elsewhere, regardless of the price others may ask, or of the claims which may be made. Considering the liberal proportions of the new expensive sorts which the mixture contains, our price is very reasonable, and, when compared with the price at which some firms have usually offered similar (not better) mixtures, our price is very low. Pkt. 5c., oz. 10c., $\frac{1}{4}$ lb. 20c., lb. 60c.

SEE NEW
SWEET PEAS
LISTED
AS
NOVELTIES
IN FRONT OF
CATALOG



**Perennial Peas and
Other Species**

(*Lathyrus latifolius*, etc.)

These have not the fragrance of Sweet Peas, but bloom through a long season, are hardy and will live for years. They make a beautiful screen for rocks, stumps, fences, etc. Height, 2 to 8 feet.

- (3094) **latifolius, Crimson** (hP). Brilliant-flowered; perhaps the handsomest form of the type. Per oz. 40c., per pkt. 5c.
 (3095) **latifolius, Pink Beauty**. Blossoms white, veined, edged and shaded rose-pink. Per oz. 40c., per pkt. 5c.
 (3096) **latifolius, White** (hP). Valuable for cut-flowers in Midsummer. Per oz. 40c., per pkt. 5c.

DOUBLE FLOWERING SWEET PEAS

These produce usually 20 to 40 per cent. of beautiful double blossoms; generally doubles and singles are borne about half-and-half on each stem. In some uncongenial situations they produce no double flowers at all, but in such cases bear in profusion large single flowers.

- (4002) **Double Sweet Peas, Mixed Colors**. $\frac{1}{4}$ lb. 50c., oz. 15c. per pkt. 5c.

NEW BUSH SWEET PEAS

These grow in perfect bush form, 16 to 18 inches high. They require no trellis when grown in hedge form, but when grown as individual bushes the support of light crossed sticks should be given. They freely produce flowers of large size.

- (4003) **Bush Sweet Peas, Mixed Colors**. $\frac{1}{4}$ lb. 50c., oz. 15c., per pkt. 5c.

CUPID, or TOM THUMB SWEET PEAS

Compact, dwarf plants, not over 6 or 7 inches high, covering a circumference of about 18 inches, hugging the ground like a Verbena; flowers of good size and substance. For edgings, low beds and pot culture they are unique and pretty.

- (4004) **Cupids, Mixed Colors**. Many varieties. Oz. 15c., per pkt. 5c.

VERBENA HYBRIDA

In rich soil single plants of this pretty annual creeper, flowering the first season, will carpet a space 3 to 4 feet in diameter with neat foliage and scores of fine flower umbels. For beds, borders, mounds, vases and window-boxes it is particularly fine, and is frequently used for an undergrowth to tall plants like Lilies. Plants raised from seed are not only cheaper, but more vigorous, producing more and larger flowers for a longer season than those grown from cuttings. Moreover, seedling Verbenas are often fragrant, particularly among the white and blue sorts. For early Spring bloom, sow the seeds under glass in February; for later flowers, sow in March or April. Soak the seed a few hours in tepid water and sow in seed-boxes filled with light, rich soil, cover one-fourth of an inch deep, press down firmly and water sparingly. When the seedlings are about an inch high, transplant into other boxes. Use a liberal amount of manure in the beds that are to receive them, and plant out 10 to 15 inches apart each way in May. Give a sunny position. The plants bloom from early Summer until frost. Our seed is saved from very fine named varieties, and will produce healthy plants, with flowers of fine colors.

GORDINIERS' MAMMOTH VERBENAS

We have been carefully selecting and improving this fine strain of Verbenas for years, and can recommend it as the very best procurable. The trusses and individual flowers are of the largest size, of brilliant colors; free-blooming and of vigorous habit. For best results seed should be sown early in the house or hotbed, and transplanted to flowering quarters in May. Verbenas are better grown from seed than from cuttings, being more vigorous and not liable to disease.

	Pkt.
(540) Pink	\$0.10
(541) Purple10
(542) Scarlet10
(543) Striped10
(544) White10
(545) Gordinier's Mammoth Mixed.....	¼ oz. 40c., .10

GORDINIER'S BEST MIXTURE

(546-B) This mixture embraces all that is choice and desirable in Verbenas. It includes the Mammoth Flowered strains of three celebrated Verbena specialists, the beautiful and dazzling Defiance, the Mammoth Snowball, Purples, Striped and all the Auricula-Flowered varieties with their large umbels of white-eyed flowers, the New Giant Striped, the new Mammoth Reds and Pinks, and Howard's "Royal Splendor" Verbenas. We feel perfectly safe in stating that this mixture of Verbenas will eclipse every other strain offered by any other house, and it will produce flowers that will delight all beholders, throughout the whole Summer. Per pkt. 15c.

VARIOUS VERBENAS

- (547) **Lemon Verbena** (*Aloysia Citriodora*). Every garden should have a few plants of this fragrant favorite. Its pale green delightfully scented foliage goes well with any flower. Per pkt. 10c.
- (550) **Hybrida compacta, mixed**. A distinct sort. The plant forms compact bunches about five inches high and eighteen inches across, covered throughout the season with large trusses of white, scarlet and violet flowers. Flowers well from seed sown in the Spring. Per pkt. 15c.

ZINNIA (Youth and Old Age)

Few flowers are so easily grown from seed sown in the open ground, or bloom so abundantly and continuously through the entire season as this hardy annual. Marvelous improvements have been wrought in the newer strains. During the month of August Zinnias are almost incomparably bright. We recommend a free use of them for groups, beds, borders, garden lines



GORDINIER'S GIANT FLOWERED ZINNIA

and Summer hedges. Sow seed in the open ground early in Spring. Average height, 1½ to 2 feet. The collections offered below are choice.

TALL DOUBLE. Showy, large-flowered; beautiful for borders and groups; 2 feet.

	Oz.	Pkt.
(551) Carmine	\$0.40	\$0.05
(552) Crimson40	.05
(553) Flesh-colored40	.05
(554) Lilac40	.05
(555) Purple40	.05
(556) Rose40	.05
(557) Scarlet40	.05
(558) Striped40	.05
(559) Violet40	.05
White40	.05
(560) " Victoria40	.05
(561) Yellow, Sulphur40	.05
(562) " Golden40	.05
(563) Mixed30	.05

(564) **Gordinier's Giant Flowered Zinnia.** This is a mixture of the largest Zinnias yet obtained, plants being of vigorous growth, about 3 feet high, and very profuse of bloom. The flowers are extremely double and very brilliant in color, showing shades not found in any former collection, while in size they surpass all other Zinnias, often 4 to 5 inches in diameter. It also includes the Mammoth Zebra strain, equal in size to the largest, and striped and marked in scarlet and gold, white and scarlet and other combinations. Per pkt. 10c., ¼ oz. 30c.

(565) **Curled and Crested.** This curious but beautiful strain is nicely shown in the illustration above, the petals being twisted, curled and crested into the most fantastic and graceful forms. The colors comprise all the brilliant shades characteristic of the Zinnia. ¼ oz. 25c., per pkt. 10c.

(566) **Double Fringed.** A new type, which has much to recommend it. The petals of the perfectly formed double flowers are more or less deeply cut or fringed, giving them a rather more graceful appearance than the usual form. The plants are of compact habit, about 30 inches high, and have all the free-flowering merits of the family.

Finest Mixed. Pkt. 10c.

ZINNIA—Continued


- (570) **Haageana fl. pl.** (Mexicana Zinnia). A splendid miniature-flowering double variety, growing 12 to 15 inches high; flowers perfectly double, of bright golden orange; as a border or line this deserves wide cultivation. $\frac{1}{4}$ oz. 25c., per pkt. 10c.
- (571) **Mammoth** (Robusta Plenissima). Flowers of mammoth size; perfectly formed, very double and of striking colors; a fine strain; 2½ feet. $\frac{1}{4}$ oz. 25c., per pkt. 10c.
- (572) **Red Riding Hood**. This little gem grows but a foot high; of compact form and covered the entire season with little button-like, intense scarlet, very double flowers not over an inch across; as a border it is highly effective. $\frac{1}{4}$ oz. 25c., per pkt. 10c.
- (573) **Miniature Fireball**. This is without question one of the most brilliant of all the dwarf annual flowers. The plants are compact little bushes and are literally covered with their tiny, double, ball-shaped flowers of the most glowing fiery red. The plants commence to bloom early and continue until frost. It is also a splendid cut-flower. Per pkt. 10c.
- (574) **Single Mixed**. For bedding these are very effective, and are by many considered more artistic than the double-flowering sorts. Oz. 50c., per pkt. 5c.
- (575) **Tall Double**. The old-fashioned tall-growing variety; 3 feet; mixed colors. Oz. 30c., per pkt. 5c.
- (576) **Tom Thumb Double Mixed**. Compact bushes, not over 12 inches high; all colors. $\frac{1}{4}$ oz. 25c., per pkt. 10c.
- (577) **Zebra**. A very pretty strain with striped flowers. As the colors vary on each plant, they present a curious as well as a beautiful appearance. $\frac{1}{4}$ oz. 25c., per pkt. 10c.

ZEA JAPONICA

- (578) **Quadricolor Perfecta**. Of Italian origin, this splendid variety differs from Zea jap. quadricolor by its dwarfier and bushier habit and also by the more intense coloring of the broad yellow, green, rose and dark red stripes on the leaves. The male flower spikes are black, the sheaths of the leaves and stems reddish brown and the seeds dark red. The decorative value of this novelty is also increased by its tardy blooming, as it flowers very late and commences to form seed 5 to 6 weeks after the parent sort, and so retains its dwarf habit until that time. It will be found very valuable for borders or planted singly, and even for pots. Pkt. 10c.



ZEA



BUTTERFLY RUNNER BEAN

BUTTERFLY RUNNER BEAN

- (579) **Phaseolus multiflorus Papilio**. Among the climbing plants which deck our arbors and trellises the varieties of the Scarlet Runner Bean occupy a leading place, and rightly so as they serve a double purpose, yielding a useful dish for the kitchen and brightening the garden by their gaily hued flowers until far into the Autumn. They are seen in the smallest cottage garden, where no room can be spared for anything purely ornamental, and no plant is more widely known and appreciated. My new variety is equal to the old sorts as regards productiveness and quality of fruit, but is quite distinct and far surpasses them in beauty of its flowers; what chiefly distinguishes the latter is the large size of the prettily waved snowy white wings and the salmon rose of the standard, these two colors making a most agreeable and striking contrast. The vine is also extremely floriferous, its leaves, of a somewhat lighter green than other runners, almost disappearing beneath the clusters of charming flowers which gracefully rise and fall, like butterflies, in the passing breeze. The seed also is distinct, being mottled brown on white ground. In the Butterfly Bean we have a beautiful new plant both for the kitchen and pleasure garden, which will certainly, soon come into general cultivation. Per oz. 15c., pkt. 5c.

CHILDREN'S WILD GARDEN MIXTURE

Our Seeds for the Wild Garden have gained an enviable reputation among thousands of amateur and professional gardeners on account of the completeness of the mixture and the brilliant contrast of the great number of varieties. This is proven by the vast amount of evidence we are in receipt of from those who have taken up this modest phase of floriculture. Any one who has planted and cultivated flowers in neatly laid out beds or carefully planned ribbon borders is aware of the great amount of labor and constant attention necessary to produce the desired effect. To those who cannot give this care and attention we especially recommend the Children's Wild Garden Mixture, which for its unusual and varied effects, for its cheapness and for the small amount of labor necessary for its construction, has no rival. Our Wild Garden Seeds are a mixture of over one hundred varieties of flower seeds and can be offered at a much less price than when sold in separate packets. The varieties are all annuals and no one who has not seen such a bed can form an idea of its possibilities, the different seasons of bloom insuring something new every day.

- (580) **Tall Varieties**. Tall growing annuals in upwards of 100 varieties with full cultural directions. Per pkt. 10c., oz. 25c., 4 oz. 75c., lb. \$2.50.

GENERAL FLOWER SEEDS

ABRONIA

The Abronia is a handsome trailing plant with prostrate branches, which bear clusters of sweet-scented flowers very much like Verbenas in shape, but of smaller size. The plants thrive in a light, sandy soil and are very effective in beds, borders or rockwork.

(4000) **Umbellata**Pkt. 5c.

ABUTILON

Chinese Bellflower, or Flowering Maple.

Elegant flowering perennial shrubs of strong growth and easy cultivation, free-flowering, with various colored, beautiful drooping bell-shaped flowers. Sown any time before April, in a temperature of sixty degrees, they will produce fine flowering plants the first season.

(4003) **Royal Prize Mixed**Pkt. 10c.

ACROCLINIUM

Everlasting.

The Acroclinium is an exceedingly graceful plant, and one very effective for garden decoration, owing to the fact that it produces, in great profusion, beautiful pink or white flowers which, in shape, very closely resemble the old-fashioned China Aster. The flowers dry as everlasting, and are very serviceable for Winter bouquets. If everlasting flowers are desired, they should be gathered when the buds are just opening and suspended in a dark, dry place, with the heads down, until fully dry. If the plants are wanted for use early in the season, the seed should be sown half an inch deep in shallow boxes of light, rich soil, the boxes being placed near a light window where an even temperature is constantly maintained.

(4006) **Royal Prize Mixed**Pkt. 5c.

ADLUMIA

Mountain Fringe, Allegheny Vine, or Climbing Fumitory.

A graceful hardy biennial climber, but as it resows itself year after year, it might be considered perennial; the feathery foliage closely resembles that of the Maiden-hair Fern, the flowers are tube-shaped, flesh-colored, and completely cover the plant. For covering trellises, stumps of trees, etc. It is very desirable.

(4009) **Cirrhusa**Pkt. 10c.

ADONIS

Pheasant's Eye.

Showy annuals of easy culture, with pretty, fine-cut foliage, dark crimson flowers, lasting a long time in bloom. 1 foot.

(4011) **Aestivalis**Pkt. 5c.

AGROSTEMMA

Rose of Heaven.

The Coeli-Rosa variety of the Agrostemma is more commonly known as Rose of Heaven. It is very free-flowering and easily grown, and very fine for beds.

(4012) **Coeli-Rosa**Pkt. 5c.

AMARANTHUS

Brilliant-foliaged annuals, growing from 3 to 5 feet high, some of the varieties bearing curious racemes of flowers. All are useful in borders of tall plants or for the centres of large beds. They should not be grown too closely together, but should be given sufficient room to develop their full beauty. Of easy culture, doing best in light, loamy soil. **Sunrise.** The most brilliant of this brilliant family. The foliage is bronzy crimson, each branch terminating with a tuft of bright scarlet, carmine leaves. It has been used with fine effect in many of the public parks.

(4015) **Caudatus** (Love-Lies-Bleeding). Long, drooping flower; blood-red. Half-hardy annual. 3 feet. Pkt. 5 cts.

(4016) **Cruentus** (Prince's Feather). Spikes of dark red flowers. Half-hardy annual. 3 feet.....Pkt. 5 cts.

(4017) **Salicifolius** (Fountain Plant). Long, gracefully undulated foliage, beautifully variegated, varying from green to bronze, banded and tipped with carmine. Tender annual. 3 feetPkt. 5 cts.

(4018) **Tricolor splendens** (Joseph's Coat). Red, yellow and green foliage. One of the most beautiful of ornamental-leaved plants. Hardy annual. 2 feet.....Pkt. 5c.

(4019) **Sunrise.** Beautiful crimsonPkt. 10c.

ARABIS

Rock Cress.

A pretty little hardy perennial, thriving in dry soil, and one of the earliest to bloom. Flowers white and deliciously fragrant; resembles Sweet Alyssum. The plant is covered with bloom and is excellent for rockwork and edgings. 6 inches.

(4020) **Alpina**Pkt. 5c.

ARISTOLOCHIA

Dutchman's Pipe.

(4021) **Sipho.** A hardy perennial vine of rapid growth, with large, glossy heart-shaped leaves, bearing curious yellowish-brown blossoms, somewhat resembling a pipe. 15 to 20 feet. Pkt. 15 cts.

BALLOON VINE

Love-in-a-Puff.

The Balloon Vine is a rapid-growing, handsome climber, producing insignificant white flowers, which are followed by inflated seed capsules, shaped like small balloons. It is from this latter peculiarity that the plant derives its name.

(4028)Pkt. 5c.

BARTONIA

Golden Bartonia.

Producing showy golden-yellow flowers above its gray and downy thistle-like foliage, which is exceedingly brilliant in the sunshine. Sow it where it is to remain, as it does not bear transplanting.

(4029) **Aurea**Pkt. 5c.

BEANS, Ornamental Varieties

The Scarlet and White Runner Beans are deservedly popular as ornamental climbers, as but few plants grow so rapidly, and none is more easily grown. The former is largely grown alone for ornament, but all are very attractive. The Butterfly is a very pleasing novelty, having large flowers which are white with salmon-rose standard, followed by pods that equal in edible qualities those of the standard garden sorts. The beans of the White Runner are used in some localities as green shell beans; Scarlet are also edible, but seldom used. All should be treated as directed for Pole Beans.

(4200) **Scarlet Runner**Pkt. 5c.

(4201) **White Runner**Pkt. 5c.

(4202) **Butterfly.** New; charming white and rose....Pkt. 5c.

For larger quantities, see list of vegetable seeds.

BEGONIA

Everblooming Varieties.

The following are varieties of Begonia Semperflorens, and take rank as bedding plants with Geraniums and Coleus, doing equally well in full sunlight, and surpassing both in positions partially or wholly in shade. They are of sturdy growth, growing about 1 foot high and forming dense bushes, which, from May until frost, are completely hidden with flowers. As pot plants for Winter-flowering they are superb, remaining a sheet of bloom throughout the entire year. Easily raised from seed.

(4032) **Vernon Grandiflora.** A large-flowering form of the above, with which it is identical in growth, floriferousness and color. The flower is nearly twice the size of the typePkt. 10c.

(4030) **Semperflorens, Double Mixed.** Many double-flowering varieties have been introduced in the last few years. The seed here offered has been saved from one of the best collections in EuropePkt. 15c.

(4031) **Semperflorens, Single Mixed.** This mixture contains all the best varieties, ranging in color from pure white to the deepest crimson; splendid.....Pkt. 10c.

BRACHYCOME

Swan River Daisy.

The Brachycome, or Swan River Daisy, is a graceful, dwarf-growing plant, very effective in masses, beds, edgings or rustic baskets. The pretty cineraria-like flowers, produced in great profusion during the greater part of the Summer, are of blue and white shades, and very serviceable for bouquets.

(4035) **Royal Prize Mixed**Pkt. 5c.

BROWALLIA

A beautiful free-blooming half-hardy annual. Seed may be sown in the open ground when warm, but preferably should be sown early in the house or hotbed, and, if possible, repotted once or twice. The plants will then bloom early and be covered throughout the Summer with their beautiful blue and white flowers. For beds, borders or pots few equal it. 1½ feet.

(4203) **Blue and White, Mixed**Pkt. 5c.

CALCEOLARIA

An ornamental plant, producing a mass of beautiful pocket-like flowers early in the Spring, and a universal favorite for decorating the greenhouse or conservatory. Our strains have been grown especially for us, and can be relied upon to produce nothing but flowers of the largest size and most brilliant coloring.

(4037) **Hybrids Mixed**Pkt. 25c.

CANARY BIRD VINE

A rapid-growing Summer climber, with graceful, finely-divided foliage of a delicate shade of green. The fringed flowers are a beautiful yellow and resemble a canary bird with extended wings. The seed may be sown out of doors when danger from frost is past. The soil should be well pulverized and the seed covered to a depth of one inch. The very finest seed.

(4038)Pkt. 5c.

CANNA**Indian Shot.**

Unquestionably the finest of bedding plants for the American climate. The seeds here offered are all of our own saving. Soak the seeds in warm water until they show evidence of swelling, then sow in sandy loam, and place in a hotbed; when up to the second leaf, pot off singly and keep under glass until the proper season for planting out.

(4039) **Mixed**Pkt. 10c.

CINERARIA

Seed should be sown from May to September for succession. Where only one sowing is made, July should be preferred. Cinerarias grow so freely that the seedling may go straight from the seed-pans to thumb-pots. After transplanting, place in a cold frame facing north, if possible. When the pots become full of roots, shift into larger ones till the flowering size is reached. Our prize strain is justly celebrated for all good qualities, being especially noted for size, coloring and texture.

(4040) **Hybrids Mixed**Pkt. 25c.

(4041) **Stellata** (Star Cineraria). A charming variety, with large spreading panicles of starry flowers in the same variety of colors as the ordinary Cineraria; the extreme grace and elegance of the plant and flowers make them wonderfully effective for the decoration of the house and conservatory, and especially so for church decoration; also useful for cutting. . .Pkt. 25c.

(4042) **Cineraria Candidissima. Dusty Millers.** These, as well as the white-leaved *Centaureas* offered, are called "Dusty Millers." Fine for bedding, ribbon-beds and margins; prized for their beautiful downy, silvery foliagePkt. 5c.

COBAEA**Cup and Saucers Vine.**

One of the most beautiful annual climbers, of rapid growth, with fine foliage, flowers bell-shaped, almost 1½ inches across and two inches long. In good soil the stems often grow twenty or thirty feet long and covers a large surface. Plants begin flowering when quite young. Put the seed in barely moist earth edgewise, and merely cover with light soil. Do not water until the plants appear, unless the soil is very dry. Can be grown in the garden in Summer or in the greenhouse or conservatory in Winter. Their luxuriance renders them particularly desirable for covering arbors, walls, etc. Flowers large and bell-shaped.

(4044) **Scandens. Purple**Pkt. 10c.

(4045) **Alba. White**Pkt. 10c.

COLEUS

Popular ornamental foliage plants, usually propagated by cuttings, but easily grown from seed, from which many new varieties may be expected, affording an interesting experiment to the amateur. Sow in heat in March or April and transplant to open ground about the first of June. For borders of Geranium or Cannas beds and in carpet-bedding, very useful. Grows rapidly.

(4047) **Royal Prize Mixed**Pkt. 15c.

CUCUMBER, Wild

One of the most rapid-growing of all annual climbers, and blooms early in the season, and continuously until Fall. Of the easiest culture, growing wild in the West from self-sown seed. One of the most desirable annual climbers for quickly covering any unsightly object; growing 30 feet, and covered with small, white, fragrant flowers, followed by an abundance of prickly but ornamental seed-pods, it at all times presents a striking and effective appearance. Seed may be sown either in the Fall or Spring. Pkt. 5 cts. ½ oz. 15 cts. oz. 25 cts.

(4049) **Echinocystis lobata.**

CYPRESS VINE

This delicate and symmetrical climber with its dark green feathery foliage, is one of the most graceful and beautiful of garden vines. For training upon a light trellis it is unexcelled. Its scarlet or white flowers are produced in profusion, and its finely cut foliage is well adapted to ornamental work. When plants are set in rich soil, where they are to grow, they will reach a height of ten feet; or if planted thick, they will soon make a screen of the most exquisite foliage and flowers. Soak the seeds over night in warm water before sowing.

(4051) **White**Pkt. 5c.

(4052) **Scarlet**Pkt. 5c.

(4053) **Mixed**Pkt. 5c.

(4054) **Scarlet Ivy-leaved.** Entirely distinct from the above, both in flowers and foliage. The deeply lobed ivy-like leaves makes a dense screen, from which the great fork-like racemes of fiery orange-scarlet flowers stand out in countless numbers.....Pkt. 5c.

DAISY**Bellis, English Daisy.**

A favorite nearly hardy perennial plant, in bloom from early Spring until well on in the Summer. The seed we offer is saved from the finest double varieties, easily raised from seed sown in the Spring.

(4055) **Snowball.** Purest whitePkt. 10c.

(4056) **Longfellow.** Large dark rose.....Pkt. 10c.

(4058) **Royal Prize Mixed**Pkt. 10c.

EUPHORBIA

(4061) **Marginata** (Snow-on-the-Mountain). Plants two feet high, with beautiful foliage; elegantly veined and margined with white; very showy.....Pkt. 5c.

(4062) **Heterophylla.** The leaves are at first green, but at the end of each branch appear greenish-white flowers enveloped in beautiful orange-scarlet bracts, and leaves are blotched with vivid carmine.....Pkt. 10c.

FEVERFEW

(4204) **Matricaria Eximia, fl. pl.** Plants are pyramidal in growth eight inches high, with dark-green lacinated leaves. The plant is surmounted by numerous tall, freely branching flower-stems, which attain a height of eighteen inches, and are literally covered with small double pure white flowers. Valuable to grow for cut-flowersPkt. 5c.

FUCHSIAS**Lady's Eardrops.**

With us the Fuchsias, or Lady's Eardrops, succeed best as pot-plants. During hot Summer months they will do best in partially shaded cool locations, such as veranda stands or planted in beds in a shady portion of the lawn. A "packet" contains only about twenty seeds.

(4063) **Royal Prize Mixed**Pkt. 15c.

GERANIUM

Well-known, half-hardy, greenhouse perennials, easily raised from seed. Seed sown in the Fall or early Winter will produce flowers in June, while from that sown in March plants will not bloom until September, and from seed sown in the open ground in May or June plants bloom in Midwinter.

(4064) **Zonale Choice Mixed**Pkt. 15c.

GODETIA

A showy and beautiful hardy annual, bearing freely large, delicately shaded, satiny flowers; of easy culture, blooms best in rather poor soil. Seed may be sown in the open ground, or sown in the house in March and transplanted to the open ground as soon as danger of frost is past. The plants require plenty of room, close planting weakens them.

(4068) **Royal Prize Mixed**Pkt. 10c.

ORNAMENTAL GRASSES

The Ornamental Grasses serve the double purpose of rendering the mixed flower-bed or border attractive during the Summer, and for the use of spikes or panicles in a dried state in Winter bouquets. For large beds or groups on lawns nothing gives a finer effect, and they are now largely used in prominent positions in many of the finest public parks, etc.

(4069) **Mixed Annual Varieties of Ornamental Grasses.** Contains seeds of many annual varieties. Per large packet 10 cts.; per oz. 25 cts.

GYPSOPHILA

Baby's Breath.

The flowers are small, star-like, and borne in feathery sprays which are highly esteemed for cut-flowers, as they lend a most graceful effect when combined in bouquets with Sweet Peas. Successive plantings of seed should be made a few weeks apart to furnish a continuous supply of flowers.

(4070) **Elegans.** White and rose, mixed.....Pkt. 5c.

HELICHRYSUM

Straw Flower; Everlasting.

One of the best everlasting flowers and an effective bedding plant, succeeding in any well-enriched soil. If flowers are desired for winter use, they should be cut just as the buds are opening. (4071) Hardy annual. 2 feet.....Pkt. 5c.

HELIOTROPE

Cherry Pie.

A perennial, flowering during the whole season; its delightful perfume makes it a most desirable bouquet flower; a splendid bedding plant or can be trained as a greenhouse climber. Seed sown in the Spring will make fine plants for Summer blooming.

(4072) **Lemoine's Giant Hybrids.** Should we devote this entire page to an illustration it would fail to give an adequate idea of the grand size and rare beauty of the flower-heads of this wonderful variety. The trusses measure from ten to fifteen inches across. Their fragrance is most delicious and powerful. The colors are from pure white through all shades of violet and blue to deep indigo. No flowers at Fordhook attract more attentionPkt. 15c.

HOP, Climbing

A splendid annual climber, rapidly covering arbors, walls, trellises, etc. The foliage resembles that of the common Hop, but is much more dense. Seed sown in the open ground in Spring will produce large plants in a short time. Withstands heat, drought and insects. **Silver-Striped Japan Hop** (*Humulus Japonicus Folia Variegata*). A strikingly beautiful variety of the Japan Hop vine; the leaves are liberally and distinctly striped and blotched with silvery-white and gray on deep green. It is a rapid Summer climber, in three or four weeks' time attaining a height of 20 to 30 feet; resembling the common Hop, but, being an annual, attains full perfection the first season. The foliage is luxuriant making a dense covering. One of the best plants for covering verandas, trellises, etc. Heat, drought and insects do not trouble it.

(4078) **Japonicus**Pkt. 5c.

(4079) **Japonicus Variegata**Pkt. 5c.

ICE PLANT

The Ice Plant is a handsome dwarf annual of trailing habit; very serviceable for hanging baskets, rockwork, vases and edgings. The foliage is covered with panicles resembling crystals of ice, a peculiarity that renders the plant very attractive and brilliant in the sunshine. The plant succeeds best in dry sandy loam and in a warm situation. As soon as all danger from frost is over, the seed may be sown in the open ground. Young plants should be thinned out, that they may not retard one another's growth by being too crowded.

(4081) Clean SeedPkt. 5c.

MIMOSA

Sensitive Plant.

Chaste and elegant in foliage, the leaves being delicately pinnated, while it bears small pink flowers in globose heads. It affords much amusement by its sensitive character—even when slightly touched the leaves instantly close and droop. The plant is a lover of warm weather and seed should not be planted until trees are out in full leaf; or they may be grown as pot-plants from seed started early in Spring in a warm sunny window.

(4082) **Mimosa pudica**Pkt. 5c.

MIMULUS

Monkey Flower.

Tender little plants with singularly shaped and brilliantly colored flowers, blotched in every conceivable manner. Excellent for baskets or vases, while they thrive well in the garden if planted in partial shade.

(4083) **Tigrinus grandiflorus.** Large flowered; new tigated and spotted varietiesPkt. 10c.

(4084) **Moschatus** (Musk Plant). Leaves musk-scented; small yellow flowersPkt. 5c.

MOMORDICA

Very curious climbing vine, with ornamental foliage, fruit golden yellow, warty, and when ripe opens, showing the seed and its brilliant carmine interior; fine for trellises, rockwork, stumps, etc. **Balsamina** (Balsam Apple). A very beautiful climber with handsome apple-shaped fruits. **Charantia** (Balsam Pear). Rapid growing, with beautiful fruits of a rich golden yellow color, which, when ripe, open disclosing the seeds encased in a carmine covering. The fruits bottled in alcohol make a useful liniment.

(4085) **Balsamina.** Balsam ApplePkt. 5c.

(4086) **Balsamina Charantia.** Balsam Pear.....Pkt. 5c.

MOONFLOWER

Ipomoea Grandiflora Noctiflora.

No one who has a trellis or arbor, veranda, pergola or old tree to cover should neglect to plant the Moon Flower—the most rapid growing of all climbing vines. Although a perennial species in the tropics, with us it is readily grown from seed as any annual, attaining full perfection during the Summer. The vines are literally covered with thousands of immense, pure white fragrant flowers, opening in the evening and remaining open until noon the following day, and if cloudy all day, many of them measuring over seven inches across. Planted in rich ground, in a sunny situation, and given plenty of water, the vines attain a height of seventy-five feet. The leaves are large and heart-shaped, of glossy dark green, and are never troubled with insects.

(4087) **Moonflower Grandiflora**Pkt. 5c.

(4025) **New Everblooming Sky-Blue Moonflower. (*Ipomoea grandiflora rubra-coerulea.*)** Early Flowering. The beautiful large-flowering *Ipomoeas* expanding their flowers late in the season could heretofore be grown with full success only in the Southern States or other warm countries. This entirely new strain is the result of a long continued, painstaking selection and bursts into full bloom very quickly. Its gorgeous flowers, of which not seldom one hundred and fifty are expanded simultaneously on the same plant, are from four to five inches across. The color is an exquisite sky-blue, with star-like indentations of a rose color. It grows very fast, attains from fifteen to eighteen feet in height and will be found most useful for adorning trellises, bowers, pillars, walls, and balconies. Sown in February-March in pots or in hotbeds, the young plants may be set out about April-May in a sunny situation, where they will flower from the end of June until frosts set in.

Pkt. 10c.

NICOTIANA

Most showy and profuse-flowering garden annuals, giving a continuous display of brilliant flowers through Summer and Autumn; easily grown from seed, commencing to flower in a few weeks from sowing, thriving in a sunny position in any good garden soil. The plants, of branching, bushy habit, 2 to 3 feet high, carry the flowers in clusters, the whole being literally ablaze with them, thousands being borne on a single plant during the season; the glorious effect in the garden is unsurpassable. The plant and flowers are similar in habit and form to those of the popular white-flowering fragrant *N. affinis*, but the flowers of these new hybrids are much larger, measuring from 1½ to 2 inches across, and remain open all day. Colors: purple, white, dark red, light red, salmon, crimson, violet, rose and pink.

NICOTIANA AFFINIS—NEW HYBRIDS.

The plants of this strain are quite compact, averaging two feet in height, pyramidal in form and bloom profusely. The flowers are larger in size, having a shorter tube, and more distinctly fragrant, possessing the Jessamine-like scent of the white *Affinis*. In colors they range through creamy-white and rose tints to bright red and crimson. Pkt. 10c.

(4088) **Affinis.** Splendid pure white Bouvardia-like flowers on long terminal tubes. The attractive flowers are so fragrant that a small bed will perfume the surrounding atmospherePkt. 5c.

(4090) **Sylvestris.** The plants have a large pyramidal growth of dark-green leaves, three feet across and two and a half feet in height. The tall leaf-stalks are thickly set with magnificent large clusters of long, slender, fragrant flowers of snowy whiteness. Pkt. 5c.

(4089) **Sanderæ Hybrids.** Numerous star-like flowers of various colorsPkt. 10c.

NIGELLA**Love-in-a-Mist, or Devil-in-the-Bush.**

A compact, free-flowering plant, with finely cut foliage, curious looking flowers and seed pods; of easy culture, growing in any garden soil.

(4093) **Royal Prize Mixed**Pkt. 5c.**OXALIS**

Small free-flowering plants, with clover-like leaves, thickly starred with small bright flowers from June until frost. Sown thinly in drills it makes a fine edging for flower-beds.

(4094) **Royal Prize Mixed**Pkt. 10c.**PRIMULA****Primrose.**

Primula Sinensis (Chinese Primrose). A beautiful Winter-blooming greenhouse perennial, and one of the most pleasing for the home, blooming from December to Spring. While its culture is not easy, it is by no means impossible for the amateur to raise fine, thrifty plants from seed. For early Winter blooming seed should be sown the first week in April. Two sowings are advisable, but the second should not be later than the middle of May. Sow in well-drained shallow pans or boxes, using finely sifted loam, leaf mold and sand in equal parts. Cover lightly and water carefully, but well. Keep always moist and in shade, and in a temperature of about 60 degrees. In Summer keep in a cool, shady location, in Winter in a north window in a temperature of 45 degrees.

(4095) **Choicest Mixed.** Comprises the finest fringed varietiesPkt. 35c.

Primula obconica. Easily grown. Seed sown in May will produce blooming plants by early Fall. A beautiful pot-plant and does well in the open ground in a cool, shady location if soil is strong, moist and rich. The treatment is about the same as of the Chinese Primrose except that the seeds should be sown in good porous soil, as they do not germinate well in leaf mold. The soil for final potting should be heavy and the plants should be kept in a temperature of from 50 to 60 degrees.

(4096) **Grandiflora.** Blooms profusely; white, shading to lilacPkt. 10c.**PUERARIA****JAPANESE KUDZU VINE; Jack-and-the-Bean-Stalk**

(4097) **Japanese Kudzu Vine.** To this must be awarded first place as the fastest growing hardy climbing plant. It will grow 8 to 10 feet the first year from seed, and after it becomes established there seems to be no limit to its growth, 50 feet in a single season being not unusual. Its foliage is large and covers well; it bears small racemes of rosy-purple, pea-shaped blossoms towards the close of August. A splendid subject for covering permanently verandas, dead trees, etc.Pkt. 10c.

PYRETHRUM

Handsome herbaceous plants of easy culture, and becoming more popular as they become better known. *P. aureum* is the well-known Golden Feather so much used for edging, carpet bedding, etc. *P. hybridum* and varieties are much prized for cutting, while *P. uliginosum* is one of the most attractive of hardy plants. **Aureum** (Golden Feather). Bright yellow foliage. **Hybridum.** Large flowering single mixed. Hardy perennial, bearing large Aster-shaped flowers ranging in color from light pink to deep red, with bright yellow centers. **Grandiflorum.** This new large-flowering form produces blooms frequently measuring over four inches in diameter in all the variations of color between light rose and deep carmine. **Uliginosum** (Giant Daisy). A fine hardy perennial, grows 3 to 4 feet high, and from July to September is literally hidden beneath the multitude of large white Daisy-like flowers.

(4099) **Royal Single Mixed**Pkt. 10c.(4098) **Royal Double Mixed**Pkt. 10c.**ROCKET, Sweet**

The plants grow two feet in height, with dark green foliage, and are surmounted by large panicles of brightly colored flowers. White and purple-flowered varieties in mixture.

(4102) **Royal Prize Mixture**Pkt. 5c.**SALPIGLOSSIS****Velvet Flower; Painted Tongue.**

Graceful, half-hardy annual, bearing from August to October, richly colored, funnel-shaped flowers, ranging from deepest purple to almost black and blue, through various shades of red, brown and yellow, to creamy white, usually marbled or veined with several contrasting colors. These are borne on long, slender stems, and are excellent for cutting, keeping well in water. Seed may be sown in the house the last of March or in the open ground in May. The plant succeeds best in deep, rich, rather light loam of medium moisture. 2 feet.

(4103) **Royal Prize Mixed**Pkt. 10c.**SCHIZANTHUS****Butterfly, or Fringe Flower.**

Beautiful, dainty, half-hardy annual. Seed may be sown in the open ground, or in the house, and the plants set in the garden in May. Should be planted in a sheltered place or the plants tied to stakes as the stems are very brittle and easily broken by strong winds. An excellent house-plant. 1 to 1½ feet.

(4104) **Royal Prize Mixture**Pkt. 10c.**THUNBERGIA****"Black-Eyed Susan."**

Very elegant, slender-growing climbers, rapidly covering wire trellises, and also useful for vases in the garden or house. They are very attractive also if grown simply trailing on the ground. The colors are white, light yellow, and deep orange, and of each color there is a variety with white eye and also with black eye—the latter often called "Black-eyed Susan."

(4105) **Royal Prize Mixed**Pkt. 10c.**VINCA****Madagascar Periwinkle, or Old Maid.**

Ornamental free-blooming plants and one of the most satisfactory flowering bedding plants we have. They flower from seed the first season, continuing until frost; or they may be potted and kept in bloom through the Winter; a fine cut flower.

(4107) **Royal Prize Mixed**Pkt. 10c.**VIOLAS****Tufted Pansies.**

While the flowers of the Tufted Pansies are not so large as the regular type, yet they bloom so freely that they are superior to Pansies where effect is wanted, the colors being particularly clear and distinct; they also bloom for a longer time. Seed sown in April produce flowering plants by June, and from then on until frost they are a sheet of bloom. Sow the seed in May, and when in flower in August or September, transplant into well-enriched beds, assorting as to color or arranging in any design desired. Soon after the snow is off the following Spring they begin to bloom, and throughout Spring and early Summer will give a profusion of flowers.

(4110) **Royal Prize Mixed**Pkt. 10c.**WALLFLOWER**

Half-hardy perennial. A universal favorite in England. Though a fine bedding plant, is not well known in America. It is more often grown as a pot plant and for this purpose is well adapted. The flowers are very fragrant and usually of various shades of yellow, brown and reddish brown. Seed may be sown in the open ground in the Spring when warm, and, if given about 12 inches of room, will make strong stocky plants for Winter bloom.

(4111) **Royal Prize Single Mixed**Pkt. 10c.(4112) **Royal Prize Double Mixed**Pkt. 10c.

(4113) **Extra Early Parisian.** A new and distinct type. From seed sown at Fordhook in the Spring, plants were in full bloom by August 4th, continuing until checked by frost. Magnificent golden-yellow single flowers, deliciously fragrant.Pkt. 10c.



LAWN SEED

INTRODUCTION. "There are few subjects relative to grasses of more general interest than that of lawns. Nothing is more beautiful than a well-kept Lawn, whether it be of large or small extent. Even the small plots fronting city dwellings are points of attraction when covered with a soft, even turf.

"It is the general desire to have lawn made quickly, to have the turf fine as well as permanent, and these results are often expected under impossible conditions. Fineness and permanency may be secured, but they are results which can not be obtained by hasty and unskilled preparation."

PREPARATION OF THE LAND. "A well-drained soil is of the first importance and is absolutely necessary to success. Where the process of grading has involved much filling in, time should be allowed for the settling of the soil. The surface then should be made as fine as possible by repeated harrowings and thorough rolling before the seed is sown. The deeper the soil is stirred in plowing or digging, the better the results, and the less care will be required in keeping the grass in good condition.

"The nature of the subsoil has great influence upon the growth of the grass and the permanence and beauty of the lawn. Over a light and gravelly subsoil the grass is not infrequently destroyed by Summer drought. The best soil for the formation of the lawn is a fine, sandy loam over a clay subsoil. It not infrequently happens in the case of dooryards and plots surrounding city and suburban residences that the soil is largely composed of the earth excavated in making the foundations. This earth is entirely unsuited for the growth of grass, and when a lawn is desired, should be entirely removed or covered to a sufficient depth with fine earth to insure the healthy and permanent growth of grass. This added soil should be at least one foot in depth, and a depth of two feet will repay the extra labor in the final results."

FERTILIZERS. "Well-rotted barnyard or stable manure is the best fertilizer to apply when it is to be plowed under but only old and well-decomposed manure should be used (fresh manure is, as a rule, full of weed seeds). When such manure cannot be obtained commercial fertilizers should be substituted." See our list of fertilizers. "Where it is necessary to apply fertilizers after the grass has started in order to maintain fertility, Bone Meal, Nitrate of Soda and Hard-

Wood Ashes are most commonly employed. A dressing of clear 'Wizard' Sheep Manure, three to five tons per acre, according to the fertility of the soil, is advised. A too frequent use of hardwood ashes is to be avoided, as it will induce the growth of Clover at the expense of the grasses." See our list of fertilizers.

SELECTION OF LAWN GRASSES. "The value and beauty of a lawn depends upon the color, texture and turf-forming habit of the grasses selected. A grass may be of good color, but harsh in texture and incapable of producing a turf, or it may form a good sward and have satisfactory texture, but be deficient, or even unsightly, in color. The quality of forming turf is of the first importance in the selection of a lawn grass, for unless it possesses a good turf-forming habit it can have no value as a lawn grass, however excellent it be in color or texture.

"Only those grasses with creeping rootstocks, or with a prostrate creeping habit of growth, form a continuous turf, and hence are the only varieties furnishing lawn grasses. Orchard grass has no place upon the lawn, because it is a bunch grass, and, however closely clipped and frequently rolled, it maintains its characteristic tussock-like growth."

COLOR. "A deep, rich emerald green is the shade most desired in a lawn grass, as it is generally pleasing and certainly the most beautiful of all tints."

AMOUNT OF SEED TO USE. "The amount of seed to be used will depend somewhat upon the character of the soil, but more particularly upon the quality and kind of seed used. With Gordinier's English Lawn Seed, one quart will plant a space 10 feet by 10 feet, and four bushels will plant an acre."

TIME OF SEEDING. "If seed is sown in the Spring, it should be as early as possible, or as soon as the land is in condition to receive it, in order that the young plants may become sufficiently well established to withstand the dry and hot Summer months. It is also frequently necessary to reseed in spots during the Summer."

MANNER OF SEEDING. "The seed must be sown evenly over the surface, if a patchy and unsightly growth is to be avoided. Select a time when there is little or no wind, and, if possible, immediately previous to an expected rain. Care must be taken not to cover the seed too deeply, an eighth of an inch of earth is ample covering for most grass seed. A

LAWN SEED—Continued

very light raking or brushing is advantageous, but generally rolling is sufficient. The rolling is necessary to make the surface soil firm, and to press the seeds into close contact with the earth, and to render the surface smooth and even. The germination of seed depends upon the depth to which it is covered."

MOWING THE LAWN. "The number of times the lawn should be cut will depend very much upon the character of the season. Ordinarily, the lawn is mown every week or ten days. The grass should not be allowed to attain such a growth that, when cut, there will be any decided change in color. The lawn should be kept close, but during the dry Summer months it is best not to cut so close as in Spring or Fall. Too close cutting in Midsummer is apt to expose the roots to the burning influence of the sun."

SELECTION OF THE SEED. "The greatest care should be taken to procure seeds of the very best quality and of the variety desired. The highest priced seed is the cheapest in the end. A cheap grade may always be looked upon with suspicion, and is usually dear at any price."
[From the Yearbook of the Department of Agriculture for 1897.]

CONCLUSION. Now, in conclusion, we wish to tell you that we have given this subject much study, and, as a result, we have in Gordinier's English Lawn Grass a seed that is positively right as to Texture, Color, Habit of Growth and Hardiness.

As a rule, lawn seed is sold under the name of "mixtures," and of these beware. They are "mixed" for the purpose of disposing of odds and ends. The varieties used may or may not make a good lawn. To those who have not made a study of the subject, a lawn grass seed is almost any variety, no attention being paid to texture, color or habit or growth.

We have made a study of Lawn Grasses, and our Gordinier's English is the result of our experiments. With us Lawn Grass is not a "side issue," but a department in itself, to which we devote time and attention.

Gordinier's English Lawn Grass Seed is used by thousands of private gardeners, on golf links and on polo fields.

GORDINIER'S SHADY NOOK LAWN GRASS SEED

Produces in shaded places a fine velvety growth if soil is properly prepared before sowing.

Bare spots seriously affect the otherwise attractive appearance of many lawns and while for renovating or filling such spots our English or Park mixtures are entirely sufficient, where such spots are caused by the shade of trees, a renovation can be better accomplished by the use of the Shady Nook mixture. This is composed only of varieties which thrive in shade. It includes all known varieties of this class otherwise adapted to the lawn, all of which are of dwarf habit and fine even growth and the mixture will be


found equal for the purpose indicated to any offered elsewhere regardless of what claims may be made. However, to secure a good growth the soil should be properly prepared before sowing seed. Soil that is naturally moist which has been densely shaded often becomes sour, which is indicated by a growth of moss and sometimes by bog grass. In such cases the moss or grass should be removed, the soil thoroughly worked over and an application of lime be given at the rate of one bushel to each thousand feet. If the soil is dry and there has been no growth on it for some time it is usually very hard and it is useless to sow seed without working it deeply and thoroughly pulverizing it. What would be preferable would be to remove some of the soil and put in its place new soil composed as much as possible of rotted turf and thereby furnish humus which soils, on which nothing has grown for sometimes, usually lack. While if soil is well prepared the growth will continue for sometime, we do not claim the permanency for this, that we do for the English when used in the open exposure to the sun, as there are no grasses which if cut often, will be as permanent in the shade as others in the open. This is especially true if the shade is very dense. We therefore advise yearly attention and applications of a small quantity of seed if growth is thin. Those who have hitherto been unable to secure a growth under trees because they have not used a special mixture, will find this of great value and will be well repaid for any slight expense and trouble incurred in following our suggestions by the greatly improved appearance of the lawn. Per qt. 25c., 4 qts. \$1.00, 8 qts. \$1.75, bu. \$6.00.

GORDINIER'S TERRACE LAWN GRASS SEED

A special mixture of grasses best suited for sowing on terraces, railroad embankments and side hills—grasses that produce strong, spreading roots, thus preventing heavy rains from washing them out; that will withstand drought and exposure, thrive on shallow soils, and at the same time produce a rich, velvety green turf throughout the season. Per qt. 25c., 4 qts. \$1.00, 8 qts. \$1.75, bu. \$6.00.

GORDINIER'S ENGLISH LAWN SEED

We have taken special care that no light or slow-growing varieties be included in this mixture, so that when seed is sown, if the ground is in proper shape, it will start at once and in a few days look green. It will form a thick turf in a few weeks' time, has no tendency to stool or grow in clumps, as we have allowed no grasses of this nature to be in the mixture. It withstands the drought without turning brown, as the varieties selected are of deep rooting. Gordinier's English Lawn Seed will produce grass in a very short time of a beautiful deep green color, and retain the same during the season. The making of permanent lawns has required a great amount of experiment to obtain perfect satisfaction, and Gordinier's English Lawn Seed is the result of our experiments. Per qt. 20c., 4 qts. 75c., 8 qts. \$1.00, bu. \$1.00.




BULBS AND ROOTS FOR SPRING PLANTING

CHINESE CINNAMON VINE

A most beautiful and satisfactory hardy climber for covering trellis, piazzas, screens or anything on which the vines can twine; it grows from 15 to 30 feet high, and when the roots become large and established the vines attain a much greater length. The leaves are green, thick and glossy, always clean, healthy and free from insects. The white flowers are borne in clusters, and while insignificant, they emit a most delightful cinnamon-like perfume. The roots are thoroughly hardy, remain in the ground for years, increasing in size and vigor, but the vine dies down every Winter, shooting up with great rapidity in the Spring.

Price, giant tubers, 3 to 6 years old, 15c. each; medium tubers, 10c. each.



CINNAMON VINE

HARDY MOON VINE

IPOMEEA PANDURATA, or DAY-BLOOMING MOON FLOWER

This is perfectly hardy and increases in size each season. It sometimes happens that blind tubers of the above (without sprouts) are supplied by dealers. These, of course, fail to grow. We get our stock direct from the collectors and take great care to send out only sure growing tubers that will grow and thrive in any soil, producing luxuriant, compact foliage and quantities of beautiful white flowers with a purple throat. Very large bulbs 10c., good bulbs 5c.

MONTBRETIA

The Montbretia is one of the most floriferous and showy of Summer-flowering bulbous plants. A dozen or more bulbs planted six inches apart in a group in a sunny position and allowed to remain will form magnificent clumps from two to three feet across, producing, in great numbers, graceful spikes 8 to 12 inches long, each spike bearing from 18 to 30 exceedingly showy star-shaped flowers, 1½ to 2 inches across. They flower freely the first season, but clumps of two or three years' standing are required to bring out their great merits.

Montbretia mixed hybrids. Price, each 5c., doz. 50c., 100 \$3.00.

TRITOMA PFITZERI

OR EVERBLOOMING "RED-HOT POKER PLANT"

A great improvement on the old well-known "Red-Hot Poker Plant," blooming for a much longer period. It grows from four to six feet high; the flower spike is often five feet high, and the flower measures 12 to 15 inches long and 12 inches in circumference. They are dazzling scarlet, lower half of flower tinged with rich orange. A clump of these makes a striking show. A valuable feature is that the flowers are nearly frost-proof, and remain uninjured long after nearly all other flowers have perished. Each 25c., 3 for 60c.

MADEIRA VINE

A beautiful, tender climber, covering a large space in a short time. Fleshy, light green, heart-shaped leaves, and numerous racemes of feathery white flowers of delicious fragrance. Plant the tubers about the 15th of February in a small box, give them plenty of water, and keep them in a warm place; on sunny days set the boxes out of doors. As soon as danger of frost is over, set them in the open ground. Tubers, each, 5c.

HYACINTHUS CANDICANS

THE GIANT SUMMER HYACINTH

A luxuriant growing, Summer-flowering plant, spreading two or three feet, throwing up great, tall spikes, four to five feet in height, each bearing 20 to 30 large white, bell-shaped flowers, of easiest culture and splendid for groups. If planted in the center of beds of scarlet Gladiolus, such as Brenchleyensis, the effect is magnificent. Price, each 8c., per doz. 75c.

THE GREAT ISMENE

ISMENE CALATHINA GRANDIFLORA

Beautiful Flowers. Exceedingly Fragrant.

Those who are familiar with the true Giant Ismene cannot say enough in praise of its beauty and purity. The flowers are of very large size, like an Amaryllis, novel form of snowy whiteness, and are also exceedingly fragrant. It is really one of the most lovely of all the great Amaryllis tribe, having a peculiar grandeur which one can appreciate at sight, but cannot describe. As a pot plant it is grand, and as a garden bulb treated like a Gladiolus it is one of the choicest of all flowers. Do not fail to try it. It will more than please you, for it is superior to the Bermuda Easter Lily as a flowering bulb. Each 15c.



TRITOMA PFITZERI

THE GLADIOLI

HOW TO GROW THE GLADIOLUS

In Northern New York we plant Gladioli from the middle of April to the middle of May. With us, in all sections and sizes, bloom is continuous from the end of July until frost. In more southern latitudes, the planting should be done somewhat earlier and the period of blooming will be correspondingly advanced.

The soil should be thoroughly manured and prepared the preceding Fall, respaded in the Spring, and, if the soil is stiff, fill the drill with sandy loam. Any fairly rich garden soil will grow Gladioli. They should be planted in full exposure to the sun.

The bulbs may be planted in single or double rows, two inches apart in the drill; two, three or four inches deep according to size. Single rows should be about 12 inches apart; double rows, about 18 inches. This method of planting is in favor when the purpose is to grow cut blooms for indoor development.

For general culture, mass planting in square, oblong or round beds, will be found especially desirable. Set the bulbs from four to six inches apart in each direction; staking will be found unnecessary, as the plants will help support one another. A succession of bloom may be secured by two plantings—the first with the bulbs eight inches apart in each direction and the second two or three weeks later, supplying the bulbs between. Planted in front of hardy shrubs and plants as a border, the beautiful colors are intensified by the foliage as a background.

Few, if any, plants require less attention than the Gladiolus. The lack of cultural requirements is one of the many strong points of the flower. Water should be applied when necessary during the early stages of growth and again when

buds show color. Before the ground freezes, dig up the bulbs, cut off the stalk growth, and store in a cool dry place. The old bulb, or properly speaking, corm, may be removed a few weeks later, when convenient. It will be found beneficial always to grow Gladioli from bulbs produced in our stimulating northern atmosphere. The effects will be readily apparent when the bulbs are developed in the genial and humid climates of our southern and middle states.

GORDINIER'S FRANKLIN COLLECTION TEN NAMED GLADIOLI

For 50 cents, postpaid

These ten varieties, tested and tried, give a wide range of colors and markings. I will send the entire collection for 50 cents, postpaid. It will surely give you satisfaction—thousands of pleased purchasers can testify to this fact. It will be impossible to make any change in the varieties described:

Augusta. Lovely pure white with blue anthers. Strong, straight spike often having two or three branches.

Senator Volland. Pure blue, dark violet blotch, with a yellow stain, striped blue.

Brenchleyensis. Vermilion-scarlet; an old variety, but much planted on account of brilliant color.

Eugene Scribe. Medium-sized, well-opened flower; tender rose, blazed carmine-red.

Gil Blas. Early-flowering plant of dwarf habit; flowers salmon-rose with a red blotch of primrose ground.

George Paul. Large flowers, deep crimson, slightly stained yellow, spotted with purple.

Prophetesse. Large, round, pearly white blooms with a conspicuous crimson throat. Healthy grower, good multiplier and early bloomer.

May. Lovely pure white flower, finely flaked bright rosy crimson; strong spike. Good forcing variety.

Mrs. Beecher. Beautiful deep rosy crimson. Large, well-open flower, with white throat, freely marked.

Snowbank. Fine spike of well-formed flowers, pure white, save for a slight stain of red at base of petals.

GORDINIER'S SPECIAL, A MIXTURE

MAMMOTH BULBS

At the price, no such collection can be obtained elsewhere. In diversity, quality and value, this collection is far superior to anything yet offered. The intensity of color, combined with unusual markings, consisting of blotches, stains, mottlings, etc., are beyond description. The shades of red, scarlet, crimson, cerise, yellow, blue and light colors are of the highest order and of the purest quality. The flowers are of exceptional size and beauty.

Per doz. 25c., per hundred \$1.75.

TUBEROSE BULBS

GORDINIER'S DOUBLE DWARF PEARL TUBEROSE

This variety, introduced and named by us, has proven so superior to the old tall double Tuberoses that the latter has been practically crowded out of existence.

Gordinier's Pearl Tuberoses is of dwarf, stocky growth, the flower spikes attaining a height of about two feet, and are compactly filled for two-thirds of their length with very large, perfectly double flowers, 1½ to 2 inches across, of nearly twice the size of the old sort. The flowers have the waxy-like substance of a Camellia, are glistening white and deliciously fragrant. The bulbs planted in the garden in May, in warm, rich soil in a sunny position, flower with great certainty in the Fall, when they are not only very decorative but their agreeable perfume pervades their immediate neighborhood. If early flowers are wanted, the bulbs may be started in pots in the house from February to April, removing the plants to open ground when it is warm enough in May.

MAMMOTH BULBS, per doz. 30c., 100 \$2.00.

SELECTED BULBS, per doz. 20c., 100 \$1.50.

(Postage Extra)

We also carry in stock until July 15, a stock of started Tuberoses Bulbs.



GLADIOLI

CANNAS

The Canna is one of our finest foliage plants for bedding and massing. The tall varieties are particularly desirable for the centers of beds or for backgrounds. The French or ever-blooming Cannas are most effective plants, either for combining with foliage plants, for bedding or lawn decoration, or as single specimens. They bloom continuously from the time of planting, increasing in size and beauty until cut down by frost. They have the additional advantage of being, also, splendid plants for pot culture; grown in this manner they make showy specimens for the porch during the Summer, and before frost they may be removed to the window garden or parlor, where they will continue flowering all Winter. The bulbs which have been growing in beds during the Summer should be taken up in the Fall, dried and stored in a moderately cool, dry place during the Winter. We can furnish started roots.

PREPARING A CANNA BED. These plants, being strong growers, require deeply dug garden ground, well enriched with rotted manure; soil with some mixture of sand is best. After planting, water sparingly for a few days, until the plants have taken root; after well established and showing good leaf-growth, increase the amount of water; when in full growth during hot weather they may be watered very freely. Set the plants 18 inches apart each way, using the taller ones for the center and the dwarfier kinds for outer circles, with shortest ones at edge. Estimates and plans furnished for larger beds of Cannas of any size or form, and with varied foliage or flowering effects.


Price, each 12c., doz. \$1.25.

We sell **STARTED CANNA ROOTS** in all the leading **NAMED VARIETIES** suitable for bedding out. Last year we sold several thousand roots, and all proved highly satisfactory. **ALL OUR ROOTS ARE WELL STARTED AND SOLD TO YOU IN FOUR-INCH POTS.**

SHASTA DAISY

The Shasta Daisy is one of the most marvelous productions in the flower line that has ever been brought to the notice of floriculturists. It is the first of a new type, which has been obtained by hybridization and rigid selection through a series of years. Its first qualification is its extreme hardiness. Second, it is perennial, blooming better and more abundantly each season. Third, it can be multiplied rapidly by simple division, and it is not particular as to soil. Fourth, it blooms for several months. Fifth, the flowers are extremely large and graceful, averaging about four inches in diameter, with petals of the purest glistening whiteness, and are borne on single, long, stiff, wiry stems. Sixth, the blooms when cut remain perfectly fresh and in good condition for two weeks or more. No other flower can compare with it in usefulness.

Seed, per pkt. 25c.; plants, each 15c.



SHASTA DAISY

CALADIUM ESCULENTUM

ELEPHANT'S EAR.

One of the most effective plants in cultivation for the flower border or for planting out upon the lawn; it will grow in any good garden soil, and is of the easiest culture. To obtain the best result it should be planted where it will obtain plenty of water and an abundance of rich compost. Foliage, light green. When full size it stands six feet high, and bears immense leaves, three to four feet long by two and one-half feet wide. Extra large bulbs, each, 50c.; first-size bulbs, each, 25c.; second-size bulbs, each, 15c.; small bulbs, each, 10c.

FANCY-LEAVED CALADIUMS

Fancy-leaved Caladiums have in recent years grown very rapidly in popular favor not only for the decoration of the conservatory, greenhouse and window-boxes, but nearly all of the varieties succeed admirably if planted out of doors, when the ground has become warm, in partly shaded, sheltered borders, in well-enriched light soil; while for exhibition plants at fairs, etc., during the Summer and Fall months, nothing can equal their beauty. We have all the leading named sorts.



PAEONIES

CULTURE OF PAEONIES

Few flowering plants are more popular or satisfactory than the garden Pæony, as few are more beautiful or easily grown. It is one of our most hardy plants and grows well in a great variety of soils. It is easily propagated, so that the amateur may readily increase his stock of plants. The pæony succeeds best in a deep, rich, but rather light soil, and should have an abundance of sunlight to bloom freely. No flowering plant is more free from insects than the Pæony.

The plants are easily increased by division of the fleshy roots. This is best done in August or early September, while the plant is dormant. The whole clump is taken up and with a sharp knife or spade cut into pieces from the top, taking care not to injure the buds. Every piece of root with a bud upon it, if well planted, will be sure to grow.

In planting, the bed should be made deep and rich and the bud placed about two inches below the surface, with a small stake placed near it so that it may not be injured when the soil about it is cultivated. The flowers are sometimes injured by that common pest, the rose bug, when they must be protected by brushing the insects every morning or by stretching mosquito netting over the plants. Dusting lightly in the middle of the day with pyrethrum will tend to keep the pests away.

The branches of tree Pæonies should be carefully tied to stakes and a covering of coarse manure be placed about the roots. Beds containing plants of the other species should be covered with six inches of rich, strawy manure before the ground freezes, the finer portions of which are to be spaded into the bed the following Spring.

Beautiful results are produced by placing plants in lines along the borders of walks or roadways or in front of stone walls. They are also effective in large masses in beds, or in borders in front of the shrubbery, but it must be borne in mind that the foliage soon fades, and some other plants, such as Asters and Geraniums, must be on hand to follow them, to give a succession of bloom.

We carry a very complete line of Pæonies in all shades and colors, ranging in price from 15c. to \$1.00 for extra fine, large roots. Inspect our stock, before ordering elsewhere. We are the local agents for a very large nursery and can supply any variety of Pæony you may want.

DAHLIAS

The revival of interest in the Dahlia is one of the most remarkable features of modern floriculture. The Dahlia is one of the most remarkable flowers the world has ever known, because it has given rise in a comparatively short time to thousands of named varieties. These varieties, however, were chiefly based upon color, not upon differences in form. In this respect the Dahlia stands in marked contrast to the Chrysanthemum, which has a narrower range of color than the Dahlia, but is by far the most prolific in new shapes of anything in the realm of flowers.

The Dahlia is easy to grow. It is not hardy, but the roots are kept over Winter in a cellar like potatoes. The roots grow in clusters and look like sweet potatoes. Unlike many other flowers, the Dahlia will give best results in soil that is not too rich. After the ground has been thoroughly worked over and mellowed deeply plant your Dahlias, without using any manure or fertilizer whatever. Too much nitrogen at the start makes the plants grow too fast and require staking; also, the early buds fail to develop properly. Give thorough cultivation while the plants are small, but as soon as they begin to bloom cease all deep cultivation and stir the surface of the soil only to the depth of an inch or two. Add no manure or fertilizer to your plants as long as they are growing healthy, and until after they begin to bloom. When the flowers begin to diminish in size apply top-dressing of any kind of manure available, or any complete fertilizer. This should be thoroughly worked into the soil so that the rains or occasional watering will carry the plant-food down where the roots can get it. By this method the plants are kept much smaller than usual and the flowers are large, long-stemmed and numerous. If the soil is too rich when the Dahlias are first planted they make soft growths, which are wilted by the first drought. The same trouble is caused by applying too much water. Do not sprinkle daily. Under general conditions where there are no trees and no shrubs, Dahlias require no water, if the soil is thoroughly worked, until they begin blooming.

The time of planting is an important matter about which there is much difference of opinion. I advocate at least three plantings, even on small grounds. Dry roots should be planted as early as is safe, which is about two weeks before the danger of frost is over, and about one week later than Irish potatoes can be planted. Young Dahlia plants can be set out just as soon as danger of frost is over, and if properly treated they will begin to bloom by the middle of July and continue throughout the season. However, the first blooms from these plants are always the finest, and, therefore, I advocate planting a second and third lot at intervals of a month. The last lot should begin blooming the last of August or early in September, and the finest blooms will be had for exhibition purposes in September, when we have those long, cool, dewy nights in which the Dahlia delights.

Watering is one of the stumbling blocks for beginners. I have known hundreds of cases where Dahlias have been watered every day until the plants were of immense size, in many cases six, seven and eight feet high. Naturally, the flowers were few and poor. The growth was so soft and vigorous that before the buds could develop the surrounding young shoots had grown on up, thus practically smothering the young buds and causing them to blast. Water when the plant needs it is a great benefit, but no water at all is better than too much and too often. In the absence of good rains do not water your Dahlias oftener than once a week—unless they are near trees and shrubs, when twice a week will be better. When you water your Dahlias water them thoroughly; the ground should be thoroughly saturated.

It is best to plant Dahlias a good distance apart, using fewer plants and giving each plant plenty of room to develop. For the strong varieties we advocate four feet each way when the grounds are ample, but not closer than three feet each way. The smaller varieties, such as pompons, the dwarf bedding varieties and the smaller growers of the other types, can be planted much closer together. Where a border of Dahlias is wanted with ample space on either side, the Dahlias can be planted as close as one foot apart. The result will be a hedge of Dahlias.

Remember that right here at our store you will find the most complete stock of the **FINEST NAMED DAHLIAS** in all varieties. These roots are grown especially for us by a very reliable grower, who personally marks every root so that you will receive just the variety and color you want.

The varieties of Dahlias in the following collections have been selected from the very best of more than 200 varieties. Every one is the best of its class, coloring, and blooming quality.

A Selection of Choice Varieties

The Best of the New and Old

All Dahlias are sent postpaid at prices quoted. If desired by express, 10 cts. may be deducted from dozen price

Show and Fancy Dahlias

15 cts. each, \$1.50 per doz., except where otherwise noted.

SHOW DAHLIAS include all large close-flowering varieties of a single color, and those in which the ground color is of a lighter shades than the edges or tips.

FANCY DAHLIAS include all striped, large, close-flowering varieties and those in which the ground color is darker than the edges. These varieties are, however, somewhat variable and often show but a single color.

A. D. Livoni. Shell-pink; fine. 10 cts. each, \$1 per doz.
Alice Emily. Yellow; large and full; one of the best.
Arabella. Pale primrose, shaded old rose and lavender.
Dr. J. P. Kirkland, or **Cuban Giant.** Dark crimson; of fine form and largest size; blooms freely. 20 cts. each, \$2 per doz.

Emily. Lavender and white; large and of finest form.
Fascination. Rose-pink, sometimes striped white; fine.
Hector. Light orange-scarlet, large and of fine form.
Imperial. Deep purplish maroon; extra-fine.
Lottie Eckford. Creamy white, striped pink and crimson.
Lucy Fawcett. Pale yellow, striped deep pink.
Margaret Bell. Light magenta; excellent.
Meteor. Bright red; very large.
Miss Dodd. Pure rather light yellow, of exquisite form and color.
Mrs. Dexter. Very large; a rich shade of salmon.
Mrs. Langtry. Cream-peach and purple; of medium size; very full; excellent.
Mrs. Saunders. Light yellow, tipped white.
Orator. Salmon-buff; large.
Pearl. White, deeply edged rose; large.
Princess Bonnie. Light lemon, almost white; fine.
Puritan. White, striped maroon.
Statesman. Deep crimson.
Storm King. Pure white; of medium size, but blooms profusely; very desirable.
Willie Austin. Fawn; large.

Cactus Dahlias of Special Merit

Except where otherwise noted, 20 cts. each, \$2 per doz.

Beatrice. Pale rose; large; a lovely variety.
Britannia. Soft salmon-pink; large; extra fine, and very profuse.
Countess of Lonsdale. A pleasing blending of salmon-pink and amber; of finest form, flowers profusely under all conditions and is perhaps the most desirable of all Cactus varieties.
Chas. Woodbridge. Rich purplish crimson; excellent.
Dainty. Lemon-yellow, tips of petals golden, base rose-pink. 25 cts. each, \$2.50 per doz.
Floradora. Wine-crimson; extra-fine. 25 cts. each, \$2.50 per doz.
General Buller. Rich velvety crimson, with white tips.
Jealousy. Clear bright yellow; extra fine. 25 cts. each, \$2.50 per doz.
Kriemhilde. Soft pink; center nearly white.
Lord Roberts. Creamy white.
Mrs. H. J. Jones. Scarlet, tipped white.
Madame de Lucca. Golden yellow, tipped orange. 25 cts. each, \$2.50 per doz.
Standard Bearer. Fiery scarlet; one of the best.
Stella. Rich vivid crimson; extra fine. 25 cts. each, \$2.50 per doz.
Vesta. Clear pink.
Viscountess Shearbrooke. Reddish terra-cotta. 25 cts. each, \$2.50 per doz.

Cactus Dahlias. Choice Standard Varieties

15 cts. each, \$1.50 per doz.

Aunt Chloe. Very dark maroon, approaching black.
Bridesmaid. Rose, center pale primrose.
Cannell's Gem. Deep orange.
Capstan. Soft, brick-red, shaded apricot.
Cornucopia. Deep reddish salmon; fine.
Doctor Jameson. Deep crimson; extra fine.
Earl of Pembroke. Bright plum; profuse.
Innovation. Rich crimson, tipped pure white.
Island Queen. Light mauve.
Keyne's White. Pure white; good.

DAHLIAS—Continued

- King Edward VII.** Bright cherry-red.
- Mary Service.** Pinkish apricot or heliotrope; fine.
- Mrs. Barnes.** Long, twisted narrow petals, lovely clear primrose, shading to pale rosy pink.
- Mrs. Bennett.** Soft crimson; large; of fine form; broad, but well-curved petals.
- Mrs. Charles Turner.** Yellow; large.
- Octopus.** Nearly white, slightly tinged lavender.
- Porcupine.** Deep crimson, shaded darker.
- Strahllein Krone.** Intense cardinal-red. Rich; petals long and twisted; blooms early and profusely.
- St. Catherine.** Cactus; deep yellow, shaded red.

Decorative Dahlias

15 cts. each, \$1.50 per doz., unless otherwise noted

- This class includes all large loose-flowering varieties which do not properly belong to the Cactus class. They are of very free-blooming habit and flowers are usually of the largest size.
- Amphion.** Chrome-yellow.
 - Beauty of Brentwood.** Plum, striped darker.
 - Catherine Duer.** A beautiful glowing red. 20 cts. each, \$2 per doz.
 - Clifford W. Bruton.** Yellow; large and fine.
 - Dolly.** Flesh color, tipped darker.
 - Grand Duke Alexis.** Pure white, faintly tinged with rosy lavender at tips of petals; large, petals quilled. 20 cts. each, \$2 per doz.
 - Himmilische.** Very deep lavender, approaching blue. 20 cts. each, \$2 per doz.
 - Maid of Kent.** Cherry-red, usually tipped white, but variable.
 - Marchioness of Bute.** Pure white, tipped rosy carmine.
 - Mme. Van den Dael.** Finest soft pink. 20 cts. each, \$2 per doz.
 - Miss Barry.** Deep purple.
 - Mrs. Roosevelt.** The flowers of this grand variety are of enormous size, over 6 inches in diameter, always perfectly double; color a delicate blush-pink, shading to clear soft pink. Especially desirable for the largest size and a great production of perfect flowers. 35 cts. each.
 - Mrs. Winters.** A very fine white variety. 20 cts. each, \$2 per doz.
 - Nymphaea (Water Lily).** Shrimp-pink, shading lighter toward tip of petals.
 - Oban.** Rosy lavender, suffused silvery fawn; extra fine.
 - Souvenir de Gustave Douzon.** Orange-red of largest size; blooms freely. 20 cts. each, \$2 per doz.
 - Wm. Agnew.** Rich dazzling carmine-red; large and fine.
 - Zulu.** Very dark maroon.

Pompon, or Bouquet Dahlias

15 cts. each, \$1.25 per doz.

- Small-flowered variety; the best of all for cutting, blooming more freely and usually having extra-long stems. The flowers are of the same formation as the Show Dahlia class.
- Achilles.** Pale lilac, finely quilled.
 - Ariel.** Orange-buff.
 - Alewine.** Delicate pink, tinted lilac.
 - Bobby.** Plum color.
 - Catherine.** Bright yellow.
 - Darkness.** Dark maroon.
 - Fairy Queen.** Sulphur-yellow, edged pink.
 - Fashion.** Bright orange.
 - H. C. Winters.** Pale fawn.
 - Little Bessy.** Creamy white.
 - May Cliff.** Light maroon.
 - Mabel.** Salmon-pink; fine.
 - Pure Love.** Lilac.
 - Prince Charming.** Cream tipped purple.
 - Snowclad.** Small, white; fine.
 - Vivid.** Bright scarlet.

Mixed Dahlias


Postpaid, 90 cts. per doz., by express, 80 cts. per doz., \$1.50 for 25, \$5 per 100.

These include some of our best varieties, those of which labels have been lost and, at times, varieties of which we have a surplus. While all classes are usually included, we give no guarantee that any lot sent out will include all, nor should it be understood that customer is privileged to order those of any one class. We shall, however, endeavor to send a good assortment of colors, and are sure the mixture will be found very satisfactory.

PHLOX

Price 10c. each.

- Coquelicot.** Scarlet.
- Mrs. Jenkins.** White.
- Symphony.** Lavender.
- Pantheon.** Pink.
- Solfere.** Light pink.
- R. P. Struthers.** Rosy red.
- Bridesmaid.** White, carmine eye.
- Eclairer.** Purplish-crimson.



LILIUM AURATUM

LILIES

For stateliness of habit, beauty of form and variety of coloring, the Lily is without a rival among bulbous plants. Many of the species are delightfully fragrant. Though they may nearly all be called hardy, it is well to protect them against frost in Winter by a covering of ashes or litter. They are easily grown, and require little care. They do best in a light, well-drained soil. Some peat or leaf-mould may be used to advantage. *L. auratum* cannot bear manure, but thrives in ordinary light soil. They all prefer a partial shade, and the taller sorts must have protection from high winds. Many of the stronger-growing kinds are well adapted for planting among shrubs.

Lilium Auratum (The Gold-Banded Lily of Japan). Of all the Lily tribe this is undoubtedly one of the finest, whether we regard its size, its sweetness, or its exquisite arrangement of color. Its large and graceful flowers are composed of six petals of a delicate ivory-white color, thickly studded with chocolate-crimson spots, and striped through the center a golden yellow. From six to twenty flowers are produced on a stem, and, as the bulbs acquire age and strength, the flowers increase in size and number. It is perfectly hardy, and thrives best in a moderately dry, rich loam, where the water does not lie in Winter. Each 20c. doz. \$2.25.

Lilium speciosum album. The flower-stalks of this variety are broad and flattened. The flowers of large size are purest white, with petals heavily reflexed. Each 15c., per doz. \$1.50.

Lilium speciosum rubrum, or roseum. Very hardy and free-flowering. Flowers of large size and fine open star-like form, with petals well reflexed; the petals are white, shaded with deep rose. Each 15c., per doz. \$1.50.

Lilium Tigrinum flore pleno (Double Tiger Lily). This variety is of strong growth and great freedom in flowering, while each flower is quite double, having several rows of showy tigered petals. Each 10c., per doz. \$1.00.

Lilium longiflorum. A hardy variety, having long, trumpet-like, pure white flowers, identical with those of the well-known Bermuda, or Easter Lily. It is of strong growth and later in flowering when planted in the open ground. Each 15c., per doz. \$1.50.

TUBEROUS-ROOTED BEGONIAS

Splendid pot-plants for the house or greenhouse, and especially valuable for bedding, flowering in the greatest profusion throughout the Summer. For bedding they should be started in hotbed in March and April. The hollow end of the bulbs should be up and but slightly covered. They should get very little water until the plants are growing.

		Each Doz.				Each Doz.	
Single	Crimson	..\$0	10 \$0 75	Single	Mixed	...\$0	10 \$0 75
"	Scarlet	...	10 75	Double	White	...	15 1 00
"	Rose	10 75	"	Yellow	..	15 1 00
"	White	10 75	"	Scarlet	..	15 1 00
"	Yellow	...	10 75	"	Mixed	...	15 1 00



ROSES

HOW TO GROW ROSES IN THE GARDEN

Preparation of the Ground. Roses will grow in any fertile well-drained ground, but they respond quickly to liberal cultivation, producing a more vigorous growth, more flowers and of better quality when so treated. The ground should be dug to a depth of 18 inches, incorporating with the soil a liberal amount of well decayed manure, preferably cow manure, but if this is not readily procurable, our Pure Ground Bone, applied at the rate of five pounds to the square yard makes a good substitute.

When, Where and How to Plant. The best time to plant Roses as supplied by us is just as soon as danger from severe frost is over. In the vicinity of Philadelphia this is usually the last week in April and continuing throughout the month of May; but the earlier the plants are set out the better the results. Always select an open, sunny position. Roses will not succeed in shade. In planting set the plants so that the ball of earth is about 1½ inches below the level of the grounds. Firm the soil well around the plants, and if the soil is dry, a thorough watering should be given at once. After this no water need be given except during exceptionally dry weather.

Protection in Winter. The varieties listed as Hybrid Perpetual requires no protection beyond a top dressing of four or five inches of stable manure, leaves, or some loose material placed around the base of the plants at the approach of severe cold weather. The everblooming varieties, in addition to the protection noted above, should have their tops covered with clean rye straw, evergreen branches, or some material tied loosely about the plant in such a manner as to permit some circulation of air, the idea being not to keep the plants warm, but to protect them from the sun and frequent thawing of the wood, this being generally the cause of damage. This covering should be removed as early in Spring as the weather becomes reasonably settled. The plants should then be pruned, removing all the dead wood and weak growth, bearing in mind that severe pruning produces quality, light pruning quantity of flowers. At the same time the beds should have a careful cleaning, and a further supply of fertilizer should be applied, which may be forked in to a depth of five to six inches.

Insects. If proper attention is paid to soil, planting, watering, etc., and a few simple directions heeded, you will not often be greatly troubled. The Aphis is among the most annoying foes, and particularly infests plants in houses; healthy plants in the garden are but little liable to its attacks. There are numerous recipes for its destruction, and the cultivator can use those which are most convenient and efficacious.

The vapor of tobacco is very effective in destroying insects. It is customary to strew the ground under the plants with tobacco stems, which being moistened by the syringing creates a vapor which is destructive to insect life.

In the month of May, or as soon as the leaves have pushed forth, the rose caterpillar makes its appearance; he can readily be detected, for he glues a leaf or two together to form his shelter. Every day the bushes should be gone over, and these glued leaves pinched between the finger and thumb, so as to crush the caterpillar; let no fastidious grower neglect this, or be induced to try other remedies; this is the only one that is simple and effective. For other insects, such as the saw fly, larvæ, and all such as come at a later date than the caterpillar, an occasional syringing, vigorously applied, will prove an excellent preventive. When they have made their appearance, a sprinkling of powdered white hellebore over the plants will often destroy or disperse them, but the plants should be well moistened before the hellebore is applied, so that it will remain.

For the rose bug, hand picking must be resorted to; it is proof against hellebore, whale-oil soap, and all such applications.

Mildew. This disease is generally caused by extremes of heat and cold, and by a long continuance of damp, cloudy weather. The best remedies are sulphur and soot; one of these should be applied the moment the disease makes its appearance. It is a good plan to previously sprinkle the plants with water, so that the substance applied will adhere.

**WE CARRY A COMPLETE LINE OF ROSES—
ASK FOR LIST.**

IMPORTANT

These roses are grown especially for us, but our stock is at all times limited. We can not, therefore, guarantee delivery of stock ordered later than April 15. Send your order now, and bushes will be held for you. Don't delay—order now.

FERTILIZERS

We carry the largest stock of Fertilizers in this section of the country. Special mixtures for all uses. Prices quoted by letter. No. 1 for Potatoes. No. 2 for Vegetables. No. 3 for Grass and Grain. No. 4 for Grass and Grain (special).

The Fertilizer best adapted to a given crop on a particular soil can only be determined with exactness by experiment in each case. Still, the extensive experiments with fertilizers which have been carried on by the experiment stations and the practical experience of farmers on all kinds of soils and with all classes of crops have brought out certain general facts and made it possible to lay down certain very general rules regarding the application of fertilizers which may result in greater economy in their use than is possible under the haphazard methods which are so often followed. It should be understood, however, that it is impossible to draw hard and fast rules applicable under all circumstances, and that, while the farmer may profitably follow, in a general way, the directions given, he should not be unalterably bound by them, but should ever be alive to the need of studying the special requirements of his soils with a view to securing still greater economy in the use of fertilizers. Having decided that the manual resources of the farm need supplementing, and that the use of commercial fertilizers is advisable, the constant effort should be to determine the system of application which gives the greatest return for the outlay incurred.

BRADLEY'S LAWN FERTILIZER

A clean, portable and convenient lawn dressing which we have found to be never-failing in inducing a rapid and rich green growth. It should be sown broadcast in the Spring or Fall, though it can be put on during the Summer without injury or danger of burning the grass, and a remarkable improvement will soon be observed. It is in every way more desirable than manure, which is so often full of weed seeds. The use of Bradley's Lawn Fertilizer entirely does away with the old practice of top-dressing lawns with stable manure, which was so objectionable on account of unsightliness and disagreeable odors.

Quantity Required. A 10-lb. package is sufficient to go over an area of 300 square feet, or for forming a new lawn, from 1,000 to 1,500 lbs. per acre, or half the quantity for renovating an old one. 10-lb. bag, 50c.; 25-lb. bag, \$1.00; 50-lb. bag, \$2.00; 100-lb. bag, \$3.50.

BONE FERTILIZERS

Decompose slowly in the soil, and therefore form excellent permanent improvement, less likely than any other fertilizer to waste. With bone there is no danger of burning the plants. Excellent for top-dressing lawns and grass lands, for garden and field crops.

Quantity Required. For permanent pasture and mowing lands, $\frac{1}{2}$ to 1 ton per acre. For trees and vines, 2 to 4 quarts each. For top-dressing, 1,000 to 1,500 lbs. per acre. For field and garden crops, $\frac{3}{4}$ to 1 ton broadcast and harrowed in. For rose beds, pot plants, etc., one part to about fifty of soil.

Raw Bone Meal. This is ground very fine, decomposes more rapidly in the soil than the coarser grades, and is therefore more quickly beneficial. Price, 1-lb. package, 10c., (or by mail, 25c. lb.); 5-lb. package, 30c.; 10-lb. package, 50c.; 25-lb. bag, \$1.00; 50-lb. bag, \$1.50; 100-lb. bag, \$2.50.

Raw Ground Bone. This is moderately fine and particularly adapted for general fertilizing; the finer particles are immediately beneficial, the coarse keeping up the supply of plant food for a long period. Price, per 100-lb. bag, \$2.25.

BOWKER'S FLOWER FOOD (Odorless)

A perfectly balanced plant-food. Insures steady growth, healthy foliage and early bloom. Does not breed insects, worms or weeds. Contains larger percentage of plant-food elements than any other. Derives all its phosphoric acid from animal bone and contains no acid phosphate or phosphate rock. A food—not a stimulant. Results of use beneficial and permanent. Half-lb. box, 15c.; 1-lb. box, 25c.

SUCCESS WITH HOUSE PLANTS

Do you feed your plants? You certainly should, for a plant is a living thing, to which food is absolutely necessary. If you have house plants and wish to keep them in a growing and bright condition, you must feed them. When the plants are outdoors they can secure the food themselves, but when they are in the house you must supply them with food in the form of fertilizer, and the very best fertilizer for this purpose is "Wizard" brand of Pulverized Sheep Manure. This is a perfectly balanced plant-food, and insures steady growth, healthy foliage and early and abundant bloom. It contains nitrogen, phosphoric acid and potash in the right proportions. This is a plant-food, not a mere stimulant, and the results of its use are, therefore, beneficial and permanent.

For Palms and Ferns there is no other fertilizer that will give such satisfactory results as "Wizard" brand of Pulverized Sheep Manure.

There is no objectionable odor to this food, and it is no trouble to apply it, as it readily dissolves and can, therefore, be applied in the water with which the plants are moistened. It can also be mixed with the soil when the plants are potted.

For liquid fertilizer use one pound of "Wizard" brand of Pulverized Sheep Manure to five gallons of water. This makes a safe mixture and may be used liberally when plants need watering. Always water the plants thoroughly (until

the water runs through the hole at the bottom of the flower-pot), but never allow the flower-pot to stand in this water.

For making light, rich soil for house plants thoroughly mix about one ounce of "Wizard" brand of Pulverized Sheep Manure with each lot of soil necessary for a 5-inch pot.

Price of "Wizard" brand of Pulverized Sheep Manure, 5-lb. package, 25c.

GORDINIER'S PULVERIZED SHEEP MANURE

(Sole Agent for this Section)

Sheep Manure Best Fertilizer. Pure sheep manure is the best and strongest in fertilizing and enriching elements, of all nature's fertilizers, containing, as it does, nitrogen, phosphoric acid, ammonia and potash in liberal proportions. It is three times stronger than cow manure.

Sheep Manure Supply. Sheep manure to be at its best, should not be exposed to the weather, and requires careful and expert manufacture when reduced to powdered form. The available supply of the right kind of sheep manure is therefore limited to points where the sheep are kept under cover, and where all the excrements can be gathered and cared for daily.

Chicago Stock Yards. Chicago Union Stock Yards, the largest live-stock market in the world, offers prime conditions for this product. Five million sheep come to this point yearly and are kept in great barns until shipped or killed. The manure, which is never exposed to the weather, has no chance to leach or lose its strength, and is gathered up and taken to the plant each day, where it is prepared for shipment.

Process of Manufacture. Our brand of Pulverized Sheep Manure is carefully selected, shredded, kiln-dried, screened, passed over strong magnets, pulverized, packed in bags or barrels.

Advantages of Our Product. The process removes foreign substances, takes out the moisture and reduces the manure to a pulverized form, which is easy to handle, convenient to ship, highly concentrated—the most efficient and practical of all fertilizers.

Economy in Use. Pulverized Sheep Manure, therefore, effects a radical economy in the labor of handling, with better results. The color is not conspicuous when applied to the lawn, and there is no objectionable odor.

For Golf Greens. Pulverized Sheep Manure is ideal for fertilizing golf greens. Apply by sprinkling lightly over the green once each month. The grass will respond quickly and will thicken and be of better color.

For the Garden. After the season's crop has been harvested in the Fall, the garden should be given a good coating of Pulverized Sheep Manure. In the Spring put on another light coat and turn it under, or put it sparingly directly in the vegetable rows. By the use of sheep manure abundant crops will result, they will mature early and they will be of superior quality. This product gives the best and most feasible fertilizer for the home garden yet offered to the public.

For Flower-beds. Apply in Fall or Spring. Good results are also obtained by sifting between plants and around shrubbery during the Summer.

For House Plants. Pulverized Sheep Manure can be applied in dry form on the pots or mixed with the soil before potting.

For Liquid Manure. Use one pound of Pulverized Sheep Manure to five gallons of water. This makes a safe mixture and may be used liberally when plants need watering.

For Trees. Applied about the roots of trees in Fall and Spring it will give the foliage much better color and cause the trees to grow more vigorous. Especially is this true of trees planted in narrow planting spaces along streets and driveways.

For Hothouses. Pulverized Sheep Manure is a standard and well-known fertilizer for hothouse plants, and our brand comes in the most convenient and economical form.

PULVERIZED SHEEP MANURE—Continued

For Public Parks. Pulverized Sheep Manure is used on some of the best public parks in this country, including the beautiful park system of Chicago. It is more efficient, easier to apply and has less odor than other fertilizers and does not have to be raked up.

For Fruits. When used for grapes, melons, peaches and all fruits, whether tree, vine or bush, Pulverized Sheep Manure is unexcelled and doubles the crops.

For Corn and Potatoes. Can either be used broadcast or by applying directly to each hill (apply two handfuls to a hill).

For Truck Garden. Pulverized Sheep Manure is the best fertilizer for the truck garden, producing better and earlier crops of onions, celery and other vegetables.

On the Lawn. For landscape fertilizing "Wizard" brand Manure is widely known and extensively used, and possesses many superior qualities, especially adapted to this purpose. An application of from sixty to one hundred pounds per thousand square feet scattered broadcast over the lawn much as one would sow grass seed will prove very satisfactory in stimulating a close, heavy turf rich in color and appearance.

The use of rough stable manure for lawn dressing is strongly condemned because of the foul weeds and wild grass it brings with it. These are next to impossible to get rid of and often ruin an otherwise beautiful lawn. Such top-dressing is invariably objectionable because of the unsightly appearance and disagreeable odor always present until it is raked off and carted away.

"Wizard" brand Manure overcomes all of these objections. The dry fine particles immediately settle to the grass roots out of sight and all of the disagreeable features in top-dressing a lawn are eliminated when it is used.

Trees of all kinds will take on new life and vigor and give handsome returns for a liberal application of "Wizard" brand Manure. The soil should be dug out six or twelve inches deep for two to four feet around the base and from five to twenty pounds of manure worked into it, the amount of course depending upon the size of the tree. In cities where trees are often crowded in narrow parkways this application will be particularly valuable.

In the Garden. In the kitchen and floral garden "Wizard" brand is of especially practical value. The quantity recommended for the lawn may be applied preferably by spading in one-half the amount, and raking the remainder into the top soil afterwards.

This practice will insure strong, early growth and impart that crisp delicious flavor to the vegetables and berries which adds so much to the pleasure of growing them. The shrubs and flowers will show the effect of this treatment to a marked degree in stronger plants, brighter, more beautifully colored foliage and an early profusion of lasting bloom. Occasional applications made in both gardens during the growing season will prove profitable, and when ordering it is advisable to figure on having some of your supply left on hand for this purpose.

For use as a liquid manure "Wizard" brand is unequaled because of its convenient, cleanly and concentrated form. One pound to five gallons of water makes a safe and efficient application and may be used once a week in place of the regular watering until desired results are obtained. The pulverized manure is best for this purpose and the mixture should be well stirred when applying. House plants, window box and porch gardens respond wonderfully to this treatment.

5-lb. pkg. 25c., 25-lb. bag 75c., 50-lb. bag \$1, 100-lb. bag \$1.75. Ton lots, special price.

KAINIT (German Potash Salt)

Analysis: 12 per cent. actual Potash. Excellent to apply in Fall or Winter on lawns or vegetable garden. Apply at the rate of 1000 lbs. per acre. 100 lbs. \$1.25, 200 lbs. \$2.00. Ton lots, special price.

MURIATE OF POTASH

Eighty per cent. pure, equivalent to 48 to 50 per cent. actual Potash. A high grade general fertilizer, one of the best orchard fertilizers known. 25 lbs. \$1.00, 50 lbs. \$1.75, 100 lbs. \$3.00. Ton lots, special price.

NITRATE OF SODA

A fertilizer for all crops. It is very quick in action and hastens maturity of crops fully two weeks. Being quickly soluble, it should not be applied until the plants are above ground, when 200 to 300 lbs. mixed with wood ashes or land plaster is sufficient per acre. Nitrate of Soda does not exhaust the land. 5 lbs. 25c., 25 lbs. \$1.25, 50 lbs. \$1.75, 100 lbs. \$3.00. Ton lots, special price.

**AGRICULTURAL CHEMICALS
FOR HOME MIXING**

We Import Agricultural Chemicals and Can Guarantee Their Purity. We Have Constantly On Hand a Complete Stock

There is absolutely no reason why any man with ordinary intelligence cannot buy these raw materials and mix any desired formula as well as the fertilizer manufacturer. All the "machinery" necessary to do one's own mixing is a tight barn floor, a platform scale, a shovel, an iron hand rake, and a sand screen. If any of the raw materials are lumpy they should be screened and the lumps pulverized before they are added to the pile of fine material. Nitrate of Soda is usually more or less lumpy, but if it be emptied out of the bag, spread loosely on the floor, and lightly sprinkled with water the night before it is to be used, the lumps will fall apart on simply raking them over the following morning. When all the ingredients have been well prepared, the most bulky material is spread out upon the floor in a pile about six inches deep. The top is leveled off and then a layer of the next material is put on, and so on until all the different constituents have been added to the pile. Then commence at one end and shovel over the pile, reaching clear to the bottom every time. After mixing well, the mixed portion is passed behind. When the whole pile has been treated once in this way, the pile should be leveled and again in the same manner. This process should be repeated three or four times, and then the whole mixture should be screened before sacking.

(All chemicals are subject to market prices and changes. We would be pleased to quote lowest prices on application.)

NITRATE OF SODA

Commercial Nitrate of Soda, imported from Chili, is all sold under a guarantee of 95 per cent. Nitrate of Soda. This means that every hundred pounds of material contains from 18 to 19 lbs. Ammonia. In other words, 100 lbs. of Nitrate of Soda added to a ton of any fertilizer will increase the percentage of Ammonia about one per cent.

Nitrate of Soda is soluble in water, acts quickly, and is the cheapest form in which to purchase Nitrogen where this element alone is desired. It is as a top dresser that this material gives the best results. It is a well established fact that 100 lbs. of Nitrate of Soda to the acre, applied to any crop which has been fertilized with the ordinary commercial fertilizer, will well repay the comparatively small expenditure.

For Grass or Winter Cereals apply in the Spring as soon as the frost leaves the ground. For all crops sown or planted in the Spring, apply as soon as growth is started. In all cases as a top-dresser. Be careful not to let the nitrate touch the plant.

Sulphate of Potash	Nitrate of Potash
Muriate of Potash	Kainit
Hardwood Ashes	Peruvian Guano

(Special Prices on Application)

LAND PLASTER

Much used in composting or mixed with guano, etc. 100-lb. bag \$1.00. Ton lots, special price.

PERUVIAN GUANO SUBSTITUTE

For Potatoes and all vegetables. Since it is difficult to procure pure Peruvian Guano, we recommend this brand as a good, all-round fertilizer containing 5 per cent. Ammonia, 6 per cent. available Phosphoric Acid, 7 per cent. Potash. 50 lbs. \$1.50, 100 lbs. \$2.50. Ton lots, special price.

SULPHATE OF POTASH

A desirable form of Potash to be used on all crops, but especially on Tobacco, Hops, Potatoes, Flax, Sugar Beets, Cabbage or Cauliflower. Use 50 to 400 lbs. per acre. It is the best form for greenhouse use, and may be applied either broadcast and mixed with the soil, or in solution in water. In re-potting or in shallow beds, use a tablespoonful to a bushel of the soil. In water use a tablespoonful in 12 quarts. 5 lbs. 30c., 10 lbs. 50c., 25 lbs. \$1.10, 50 lbs. \$2.00, 100 lbs. \$3.75. Ton lots, special price.

SULPHATE OF AMMONIA

Used for its Nitrogen. A very desirable fertilizer for all plants in which a large leaf development or rapid growth is desired. Use 1 pound to 50 square feet of ground or bench, or a tablespoonful to a bushel of soil, or 3 gallons of water. 1 lb. 25c., 5 lbs. 60c., 10 lbs. \$1.10, 25 lbs. \$1.75, 100 lbs. \$6.50. Ton lots, special price.

GORDINIER'S "ROSE GROWER" BONE MEAL

This is a special brand we have put up for our trade. It is ground fine, hence acts quickly. Free from acid and a superb article. It is made from bone accumulated in large slaughter houses, and should not be compared with the Bone Meal made from cattle heads and feet gathered upon the Western prairies. Our "Rose Grower" Bone has been slightly steamed to soften it and is thus quicker in its action. Analysis: Ammonia 4½ to 5½ per cent.; total Phosphoric Acid, 22 to 25 per cent.; Bone Phosphate, 48 to 54 per cent. 5 lbs. 25c., 10 lbs. 50c., 25 lbs. 85c., 50 lbs. \$1.50, 100 lbs. \$2.75, 200 lbs. \$5.00.

Quantity Required.—For permanent pasture and mowing lands, ½ to 1 ton per acre; for trees and vines, 2 to 4 quarts each; for top-dressing, 1000 to 1500 lbs. per acre; rose beds and plants, 1 part to about 50 of soil; for starting a new lawn as a base, 3 to 5 lbs. per 100 square feet.

PURE CANADA UNLEACHED HARDWOOD ASHES

Ashes lack Ammonia and Phosphoric Acid, but contain Potash and Lime, which are essential, not only as plant food, but also as sweeteners of the soil and solvents of other plant food ingredients. So far as they supply Potash and Lime, they are "nature's plant food." These things have been extracted from the soil by the trees, and now we return them in the shape of ashes. Pure wood ashes is one of the best fertilizers for top-dressing lawns, Grass lands, and seeding down, imparting a rich, dark shade of green, destroying insects and weeds, particularly moss; also for fruit of all kinds, especially Strawberries, Peaches and Apples. 100-lb. bag \$1.25, 200 lbs. \$2.50. Ton lots, special price.

AGRICULTURAL SALT

Price per 100 lbs. 75c. Ton lots, special price.

Bradley's Complete Manure for Potatoes and Vegetables

Guaranteed Analysis for N. Y. and N. J.

Nitrogen	3.29 to 4.12	per cent.
Equal to Ammonia	4 to 5	per cent.
Soluble Phos. Acid	6 to 7	per cent.
Reverted Phos. Acid	2 to 3	per cent.
Available Phos. Acid	8 to 10	per cent.
Insoluble Phos. Acid	1 to 2	per cent.
Total Phos. Acid	9 to 11	per cent.
Potash (Actual)	7 to 8	per cent.
Equal to Sul. Potash	12.94 to 14.79	per cent.

For the growth of Early and Abundant Crops and to secure the best in form, character, tint and weight.

Prices on Application.

Bradley's Ammoniated Dissolved Bone

Guaranteed Analysis for N. Y. and N. J.

Nitrogen	1.65 to 2.47	per cent.
Equal to Ammonia	2 to 3	per cent.
Soluble Phos. Acid	6 to 7	per cent.
Reverted Phos. Acid	2 to 3	per cent.
Available Phos. Acid	8 to 10	per cent.
Insoluble Phos. Acid	1 to 2	per cent.
Total Phos. Acid	9 to 11	per cent.
Potash (Actual)	2 to 3	per cent.
Equal to Sul. Potash	3.70 to 5.55	per cent.

This compound presents a formula that has brought to many farmers ample and profitable crops. It is admirable for Fall grain crops or Spring sowings of Oats and Barley, with the merit of many successive successful annual tests.

Bradley's Soluble Dissolved Bone

Guaranteed Analysis for N. Y., N. J. and Penn.

Soluble Phos. Acid	12 to 14	per cent.
Reverted Phos. Acid	2 to 3	per cent.
Available Phos. Acid	14 to 16	per cent.
Insoluble Phos. Acid	1 to 2	per cent.
Total Phos. Acid	15 to 17	per cent.

This is the best and most economical form of Phosphoric Acid for the thoughtful buyer. "The best is the cheapest," yet not "cheap" as to quality, but economical as to cost. The proportions of soluble and reverted percentages in the aggregate of available tells the tale.

Bradley's Potato Fertilizer

Guaranteed Analysis for N. Y. and N. J.

Nitrogen	2.06 to 2.88	per cent.
Equal to Ammonia	2½ to 3½	per cent.
Soluble Phos. Acid	6 to 7	per cent.
Reverted Phos. Acid	2 to 3	per cent.
Available Phos. Acid	8 to 10	per cent.
Insoluble Phos. Acid	1 to 2	per cent.
Total Phos. Acid	9 to 11	per cent.
Potash (Actual)	3 to 4	per cent.
Equal to Sul. Potash	5.55 to 7.40	per cent.

In this brand the proportions of Ammonia and Potash are adjusted to sections where less rapid growth is desired and where, too, the presence of Potash already in the soil makes a larger percentage unnecessary—lands that produce vigorous timber are generally better charged with Potash than lighter soils. The grain producing element is amply present. This grade can be termed an Economizer and will be found a most satisfactory crop producer.

Bradley's Patent Superphosphate

Guaranteed Analysis for N. Y. and N. J.

Nitrogen	2.06 to 2.88	per cent.
Equal to Ammonia	2½ to 3½	per cent.
Soluble Phos. Acid	6 to 7	per cent.
Reverted Phos. Acid	2 to 3	per cent.
Available Phos. Acid	8 to 10	per cent.
Insoluble Phos. Acid	1 to 2	per cent.
Total Phos. Acid	9 to 11	per cent.
Potash (Actual)	1½ to 2½	per cent.
Equal to Sul. Potash	2.77 to 4.62	per cent.

Bradley's Patent "the eldest of the family" of all the brands made for so many years by the Bradley Co., having the well-known trade-mark, is a warranty to every buyer, an assurance every farmer can rely upon in his purchases.

AGRICULTURAL LIME

We are the agents for several grades of Lime, and we issue special catalogs which we will gladly send if you are interested.

Read Hon. Edward Van Alstyne's Article Below.

AGRICULTURAL LIME

A Very Valuable Article by Hon. Edward Van Alstyne

MAINTAINING FERTILITY.

Forms of Lime.

Having set forth the functions of lime, which I find people are more and more appreciating, naturally the question is continually asked: "What kind of lime is best?" "What is the difference between quick lime, slaked lime and ground limestone unburned?"

This is disturbing the public mind the more because certain dealers in this or that form of lime are sending out "tracts" stating that only ground limestone should be used, and all other kinds will lead to everlasting damnation; or that quick lime is the only form, and so forth; each cleverly stated, often giving detached extracts from Experiment Stations' reports to support their peculiar views. All of which makes "confusion more confounded."

What are the facts? First, let it be understood what is in lime which is the active principle. This is **Calcium**. Hence the lime is most valuable which contains most of this. Just as the value of a ton of South Carolina rock is greater if it contains 16 per cent. of phosphoric acid than if there is only 12 per cent. If lime were absolutely pure—which it never is—each cwt. would contain, when burned and the carbon-dioxide driven out, 100 lbs. of calcium. This form is known as "oxide" or caustic lime. When this is slaked it becomes what is known as "hydrated" lime. Some air and moisture is absorbed and there must be 130 lbs. to secure 100 lbs. of calcium. When the same stone is ground, without being burned, there would be required 180 lbs. This is known as "carbonate." It is then apparent that the first question is one of cost. Often carbonate is sold as high as the oxide. When one must pay freight from any distance, how much calcium he gets in his ton is a vital matter. The following table will give an idea of the relative value of the different forms.

Value of Quick Lime.	Equivalent Slaked Lime.	Value of Carbonate.
\$8.00	\$6.05	\$4.50
7.00	5.30	3.95
6.00	4.55	3.40
5.00	3.80	2.80
4.00	3.05	2.25
3.00	2.30	1.70

AGRICULTURAL LIME—Continued

For example: When one ton of quick lime can be bought for \$5.00, one ton of slaked lime should be bought for \$3.80, one ton of carbonate for \$2.80.

In this connection I will call attention to the N. Y. State laws compelling dealers to furnish an analysis of the lime they are selling. I am sorry to believe that in many cases their analyses are not to be relied on, or are given in a complicated form, which tends to confuse. Therefore, I would advise writing to the Experiment Station in the reader's State and ascertain if they have an analysis of the particular lime one contemplates buying. If they have not, they will usually examine and report on a sample sent. After the question of price is determined the next is the matter of fineness. The smaller the particles, the quicker and easier will they be distributed through the soil; a particle of lime coming in contact with a particle of soil. The more readily too is the lime soluble. The hydrated or slaked lime is usually finest, and for that reason desirable, providing its cost is relatively no more than the other forms. The caustic is usually cheapest because one gets more actual calcium in his ton. On heavy soil it is to be recommended as being more active in its operations. In the majority of cases, there is nothing in the hue

and cry that caustic lime burns the humus. Humus is of no value until it is broken down, hence whatever hastens it may be an advantage. On light soils, deficient in humus, the mild lime or carbonate is to be preferred; but nearly twice the quantity must be used to supply as much calcium as with the caustic. The carbonate should, however, be fine, and to it there is no objection, so long as it is so and one buys it according to its calcium and realizes it is a little slower in action. I notice some firms advertising ground limestone, urging its use, as an absorbent and fixer of ammonia in the stable gutters. It is not nearly so good an absorbent as road dust; and has no power more than the latter as a fixer of ammonia. In fact, if left in the manure any length of time it may become soluble and release ammonia. It should not be necessary to say that quick lime—although a valuable deodorizer—should never be used in the stable, or in contact with manure, except in the soil.

ASK GORDINIER FOR PRICES ON LIME.

We put up a 40-lb. bag of Agricultural Lime for Garden and Lawn use—40c. per bag.

INSECTICIDES AND REMEDIES FOR PLANT DISEASES

The department in which we offer the Insecticides is the most complete in this country. For several years we have made a business of spraying trees, using three of the largest Power Sprayers in the country. This department is under the management of an expert in Insecticides, and if you do not know just what you may need, we will be pleased to give you the information.

Spraying the Home Orchard and Garden

We realize that the complex data usually given to the larger fruit grower and practical orchardist in order to enable him to effectually combat the many insect pests and fungus diseases with which he has to contend, may be somewhat confusing to the owner of a small orchard or home garden. To be of assistance to the latter, we will give in the following paragraphs general condensed instructions which will enable him to keep his fruit trees, plants and shrubbery free from insect pests and fungus diseases. It should be understood that these rules are necessarily general, but if carefully followed they will be of material assistance.

To begin with, great care should be exercised in the choice of the nursery stock. Trees, plants and shrubbery should be purchased from a good, reliable nursery, so as to insure their being free from insects and diseases at the outset. As an additional precaution we would recommend that trees be dipped in a solution composed of 1 part Sherwin-Williams Lime-Sulfur Solution to 10 parts of water before being set out, so as to insure absolute freedom from insects and diseases.

In the Fall after the leaves have fallen, or in the Spring before they have appeared, all trees, shrubbery and bushes should be sprayed with a mixture of 1 part S-W Lime-Sulfur Solution to 3 parts of water. This spray is called the dormant spray and is effective in controlling scale insects, such as the San José, Scale, Scurfy Scale, Oyster Shell Bark Louse, etc., as well as fungus diseases. Its use is very important.

After the leaves have appeared in the Spring, and in the case of fruit trees just after the majority of the bloom petals have fallen, the trees should be very thoroughly sprayed with a solution composed of 3 pounds of S-W New Process Arsenate of Lead to 50 gallons of water. Great care should be exercised in getting the solution well into the calyx cup of the fruit. This spraying is effective in controlling the first brood of the Codling Moth and similar leaf-eating and chewing insects.

At intervals of from ten days to two weeks after the first spray with Arsenate of Lead, a second spray of the same strength should be made to kill any worms which may have survived the first spray. Thereafter the trees should be carefully watched for the appearance of the second brood of the Codling Moth and thoroughly sprayed upon its appearance. A safe rule to be guided by is to spray thereafter whenever any insects put in an appearance on the trees in sufficient numbers to do damage.

In addition to its use as a dormant spray, Lime-Sulfur Solution should also be used during the Summer while trees are in foliage in order to control fungus diseases such as bitter rot, frog eye, orange rust, black scab, etc., that may put in an appearance.

As a Summer spray, the Lime-Sulfur Solution must be used at a much greater dilution than is the case in the dormant spray. For the hardier species of fruit trees, such as the Apple, Pear and Quince, a strength of 1 part of Solution to 40 parts of water should be used. For the less hardy trees, such as the Peach, Plum, etc., a strength of 1 part of Solution to 100 parts of water will be effective. We would not recommend stronger solutions than those indicated above, as otherwise there will be danger of foliage injury through burning. The Summer spray with Lime-Sulfur Solution should always be employed whenever there is the least sign of fungus infection.

Plant lice and aphides of all descriptions found on trees during the growing season can only be effectively controlled by the use of a reliable brand of Tobacco extract applied as directed on the packages.

By observing the directions as given above and combining with this treatment proper pruning methods, the owner of a small orchard or home garden will have no difficulty in keeping his trees free from the destructive insect pests and fungus diseases.

Where shade trees are found to be infested with such insects as the Elm-leaf beetle, tussock moth, brown-tail and gypsy moths, etc., treatments with somewhat stronger dilutions of Sherwin-Williams New Process Arsenate of Lead than are recommended above are advisable. Full information in this connection will be furnished on application.

For those more closely interested in spraying operations we have for free distribution a very complete handbook entitled "Spraying—a Profitable Investment," which will be sent upon application.

ASK FOR CATALOGS ON SPRAY PUMPS
AND OUTFITS. WE CAN FURNISH ANY
STYLE OR SIZE.


INSECTICIDES AND FUNGICIDES



It Pays to Spray Intelligently

THE man who sprays his fruit or vegetables intelligently is the one who will have the bumper yield to send to market. The large increase in the number of insects attacking fruit trees and garden truck throughout the country makes it absolutely necessary for the farmer or grower to protect his crop by the proper use of insecticides.

S-W Lime-Sulfur Solution



A good Lime-Sulfur should be clear, free from sediment and of the highest strength. Sherwin-Williams Lime-Sulfur Solution possesses all of these points which have been carefully worked out in its manufacture. It is a clear, cherry-colored liquid, containing no hard, granular particles that clog up the spray nozzle. It is the greatest strength at which such a solution can be marketed, testing 33 degrees Baume, and is therefore an especially effective killing agent against such insects as the San José Scale. Unlike home-made solutions, it can be sprayed cold, and for this reason it has a distinct advantage over the solution you

can mix up yourself, as it can be used day after day, while the home-made wash is very liable to be useless the second day through crystallization. Recent results from some of the Government Experiment Stations also tend to show that a well prepared commercial Lime-Sulfur is more effective than the home-boiled kind. 1 qt. 25c., ½ gal. 35c., 1 gal. 50c., 5 gals. \$2.00, bbl. special prices.

S-W Bordeaux Mixture, Paste

The steady demand among horticulturists who find it inconvenient and impracticable to prepare their own Bordeaux Mixture has led us to put on the market a preparation which is equal in every way to that prepared by the most up-to-date fruit growers and experiment stations. It is made of absolutely pure lime, so that there is no danger of improper combination with the blue vitriol and of consequent burning of the foliage. As it is chemically pure it will be found a reliable fungicide in every way. It can be mixed with S-W New Process Arsenate of Lead to form a combination insecticidal and fungicidal spray. 1 lb. 20c., 5 lbs. 75c., 25 lbs. \$2.75.

The Sherwin-Williams Line of Insecticides and Fungicides

The Sherwin-Williams Co. manufacture a line of spraying compounds which, if properly applied, will cover practically

every requirement of the orchardist and grower, for the orchard, farm and garden.

To those who write for it we will mail, absolutely free of charge, The Sherwin-Williams Co.'s valuable book entitled "Spraying." Complete directions.

S-W New Process Arsenate of Lead



S-W New Process Arsenate of Lead has many advantages over other arsenical insecticides. It gives the greatest possible poison efficiency without foliage injury. In fact, it is generally conceded by those who have used it to have a most beneficial effect on the foliage, tending to increase the rich, dark green, glossy appearance of the leaf and never causing any burning. It is precipitated with great care, so that its particles are very finely divided and will settle on every part of the leaf, thus giving it splendid adhesive quality. S-W Arsenate of Lead is extremely miscible with water and combines readily with other mixtures, such as Bordeaux or Lime-Sulfur. It does

not contain as much arsenic as several other brands on the market, but it does contain as much as it is possible to get in the finest form of precipitation and still have a product that can be easily handled. An Arsenate of Lead of this character is the very best kind for fruit tree spraying. 1 lb. 25c., 5 lbs. \$1.00, 25 lbs. \$3.50, 100 lbs. special price.

S-W Paris Green



S-W Paris Green is the most effective, safe and economical Paris Green on the market. It does not burn or blight the foliage. Contains less than 2 per cent. free or uncombined arsenic and is sure death to bugs and leaf-eating insects of all kinds. It is light in gravity, stays well in suspension and does not wash off the foliage easily. Put up in ¼, ½, 1, 2, 5, 14, 28, 56 and 100-lb packages. Also 250-500 lb. kegs and barrels. Market price.

ANT EXTERMINATOR. For destroying ants in house, lawn and garden. ¼ lb. 25c., ½ lb. 50c., 1 lb. \$1.00.

APHINE. The insecticide that kills plant lice of every description; a strong nicotine extract; dilute one part to 40 parts of water. 1 qt. \$1.00, 1 gal. \$2.50.

APHIS PUNK. A nicotine paper for fumigating. Box 60c., case of 12 boxes \$6.50.

BORDEAUX MIXTURE. (Dry.) For dusting plants affected with mildew and all fungous diseases. Can be used as a spray. 1 lb. box 20c., makes 5 gallons spray; 5 lbs. 90c.

WEED KILLER. The method of killing weeds thoroughly by application of this liquid has become general. It is a great labor-saver. It is to be used only on paths, drives, gutters and places where no growth is wanted. Best time to apply is after rain, while the ground is moist, and will absorb the liquid to the roots of grass and weeds. One gallon will make 50 gallons of treating liquid, sufficient to cover 150 square yards of surface. Price, ½ gal. 75c., 1 gal. \$1.25, 5 gals. \$6.00, 10 gals. \$11.00, 50-gal. bbl. \$45.00.

FIR TREE OIL SOAP. For destroying mealy bug, scale, aphid, red spider. ½ lb. 25c., 2 lbs. 75c.

KEROSENE EMULSION. (Paste.) Used as a Summer wash against scale, plant lice and aphid. Ready for use by simply adding water. 1 lb. makes 10 gallons of spray, 15c., 5 lbs. 60c., 25 lbs. \$2.50.

KEROSENE EMULSION. Concentrated. (Liquid.) For plant lice and aphid. Qt. 40c., 1 gal. \$1.00, 5 gals. \$4.50.

KIL-WORM. Destroys worms, ants and grubs infesting golf, cricket grounds, parks, lawns and cemeteries, and snails in greenhouses; does not injure grass, but acts rather as a fertilizer, and causes the insects to come to the surface to die. One gallon makes 50 gallons of liquid. 1 qt. 65c., ½ gal. \$1.25, 1 gal. \$2.00, 5 gals. \$9.00.

LEMON OIL. For all insects and soft scales. One of the best known insecticides, and, having a pleasant odor, is highly recommended for house plants. ½ pt. 25c., pt. 40c., qt. 75c., ½ gal. \$1.25, gal. \$2.00. Dilute 30 to 50 parts of water.

LITTLE'S ANTIPEST. A liquid preparation for all insects. 1-qt. can 60c., ½-gal. can \$1.00, 1-gal. can \$1.75.

NICOTINIDE. Fumigating compound. 1 pt. \$2.50, ½ pt. \$1.25, 4 ozs. 70c. Vaporizing apparatus 50c.

NICO PUME. This is the strongest Tobacco paper on the market. Does not injure blooms and furnishes the easiest method for fumigation ever devised. Tin box of 24 sheets 75c., box of 144 sheets \$3.50, 288 sheets \$6.50.

INSECTICIDES AND FUNGICIDES—Continued

NICO FUME LIQUID. An effective vaporizing liquid. ¼ pt. 50c., 1 pt. \$1.50, ½ gal. \$5.50, 1 gal. \$10.50.

NIKOTEN. An economical and powerful nicotine extract. One part to 600 of water is sufficiently strong to kill all insects, except scale, for which use 1 to 400. Pt. bottle, \$1.50.

PERSIAN INSECT POWDER. For roaches, ants, fleas, etc. ¼ lb. 15c., ½ lb. 30c., 1 lb. 50c.

SLUG SHOT. One of the cheapest and best powders for destroying insects. 1-lb. carton 15c., 5 lbs. 30c., 25 lbs. \$1.40, 50 lbs. \$2.75, 100 lbs. \$5.00.

SULPHUR, POWDERED. For Mildew. Lb. 10c., 5 lbs. 40c., 10 lbs. 60c., 50 lbs. \$2.50, 100 lbs. \$4.00.

TOBACCO DUST. For dusting plants affected with aphids; also used on Squash vines and Melons, and now largely used for fumigating. 1 lb. 10c., 5 lbs. 25c., 25 lbs. \$1.00.

TOBACCO SOAP. One of the best insecticides for general use; easily prepared; should be used early in the season on outdoor plants, thus preventing attacks of insects. It is the best for house plants during Winter. Full directions with each package. ½-lb. pkg. 25c., by mail 30c.; 5 pkgs. \$1.00, by express.

TOBACCO STEMS. For fumigating. Also for covering lawns during the Winter. It not only acts as a protector, but imparts large quantities of ammonia and drives away insects and moles. Per bbl. \$1.00, per bale of about 250 lbs. \$2.00.

TREE TANGLEFOOT. The best remedy against Caterpillars and all tree crawling insects. Will remain sticky for three months. 1 lb. 30c., 3 lbs. 85c., 10 lbs. \$2.65, 20 lbs. \$4.80.

WHALE OIL CAUSTIC POTASH SOAP. Recommended as a Summer and Winter wash for scale and all insects. 1 lb. 20c., 5 lbs. 75c., 25 lbs. \$1.75.

WORM ERADICATOR. For removing worms of any kind in greenhouses and potted plants, etc., without injury to the most delicate plant. Bottle 50c. and \$1.00.

WHALE OIL SOAP AND TOBACCO

Sterlingworth Whale Oil Soap and Tobacco is a most effective, reliable, simple and cheap preparation for destroying San José Scale, Plant Lice, and all sucking insects on trees, shrubs, plants, vines, Rose bushes, etc. The efficiency of this soap is further increased by the addition of Tobacco extractive matter and Potash. The preparation thus compounded

possesses all the virtues of Whale Oil Soap and in addition, the valuable insecticide properties of Tobacco and Potash, making it doubly valuable. Full directions for use on each package. Prices: 1-lb. box 20c., 5-lb. box 75c.

HAMMOND'S GRAPE DUST. For the prevention of Mildew on Roses, Grapes, Gooseberries, etc. Apply with bellows. 5-lb. package 35c., 10-lb. package 60c.

HELLEBORE, POWDERED. An excellent protection from Currant worms, Grape slugs, caterpillars, etc. May be applied dry or mixed in water—1 oz. to 3 gallons. Per 2-lb. box 35c., per lb. box 20c., ½-lb. box 15c.

INSECTICIDE AND FUNGICIDE DRY BORDEAUX

As the name indicates this article is an insecticide as well as a fungicide. It is compounded the same as the Dry Bordeaux Fungicide and in addition to its value as a Fungicide there has been added the necessary poison to make it deadly to all eating insects. It kills slugs, beetles and all leaf-eating insects and prevents blight and rot on Potatoes as well as performing many other services. It sticks well to vegetation, one application lasting in some cases the entire season.

Full directions for using accompany each package. In ordering always specify "Insecticide and Fungicide" to distinguish from "Fungicide Dry Bordeaux."
Price: 1-lb. box 30c., 5-lb. \$1.25.

BUG DEATH

is a preparation that contains no Paris Green or arsenic and effectually takes the place of all other insecticides and fungicides. We give this insecticide our fullest endorsement. It has been on the market for fifteen years and our sales are rapidly increasing. It can be applied dry just as it comes from the package or it can be mixed with water and sprayed on to the vines with any of the sprayers that are now on the market that are fitted with proper agitating devices.

It is death to Potato, Squash, Cucumber and Melon bugs, Currant and Tomato worms and all other plant and vine eating pests.

The first cost to kill the bugs is a little more than what it is with the arsenical preparations. Bug Death will not injure the foliage of any plant, tree or vine which gives the crop a better chance to mature. This means a larger and better crop.

Price List. 1-lb. pkg. 15c., 3-lb. pkg. 35c., 5-lb. pkg. 50c., 12½-lb. pkg. \$1.00, 100-lb. kegs \$7.50, Dickey Bug Death Duster 25c. Acre-an-Hour Sifter 75c.

BOOKS PUBLISHED BY

H. W. GORDINIER & SONS CO.—FREE

- No. 1. Farm Implement Catalog.
- No. 2. Poultry Catalog.
- No. 3. Timothy, Clover and Field Seed Catalog.
- No. 4. Fall Bulb Catalog (Ready in September).
- No. 5. Sheep Manure Catalog.

We also have on file catalogs of everything used on a farm and if you want any special book just let us know.

IMPLEMENT DEPARTMENT

In this department we carry in stock everything from a hoe to a wagon. Indeed, there is nothing that is not in the stock rooms of this department. We merely mention that we have a most complete line of Wheel-Hoes and Cultivators, but should you want special implements we think you will find them illustrated in

GORDINIER'S IMPLEMENT CATALOG

GARDEN SUPPLIES AND TOOLS

In connection with our Seed Department we have a department in which we offer miscellaneous articles which pertain to the garden. Such articles we carry in stock and at lower prices than the same can be purchased elsewhere.

A complete list of Garden Supplies and Tools will be found in

GORDINIER'S IMPLEMENT CATALOG

A NURSERY CATALOG

We are very fortunate in having been appointed Local Agents for one of the largest and best nurseries in this country. The beautiful catalog published by this firm will be given away at our store, and is free. You should secure one of these catalogs if you intend to purchase any fruits, deciduous trees, evergreens, shrubs, climbing shrubs, or vines.

Time Required for Maturity of Different Garden Crops

Reckoned from the Day of Sowing of the Seeds

	Days.		Days.
Beans, String	45 to 65	Melon, Water	120 to 140
Beans, Shell	65 to 70	Melon, Musk	120 to 140
Beets, Turnip	65	Onion	135 to 150
Beets, Long Blood	150	Pepper	140 to 150
Cabbage, Early	105	Radish	30 to 45
Cabbage, Late	150	Squash, Summer	60 to 65
Cauliflower	110	Squash, Winter	125
Corn	75	Tomato	150
Egg Plant	150 to 160	Turnip	60 to 70
Lettuce	65		

Quantities of Seeds Required for an Acre of Ground

Asparagus, 1 oz. for 50 feet of drill	4 to 5 lbs.	Parsnip, in drills	4 to 6 lbs.
Beans, Dwarf, in drills	1½ bu.	Peas, in drills	1 to 2 bu.
Beans, Pole, in drills	10 to 12 qts.	Peas, broadcast	2 to 3 bu.
Cabbage, to transplant	¼ lb.	Pumpkin, in hills	4 to 5 lbs.
Carrot, in drills	2 to 4 lbs.	Radish, in drills	8 to 10 lbs.
Corn, in hills	8 to 10 qts.	Rye, broadcast	1 to 1½ bu.
Cucumber, in hills	2 lbs.	Sage, in drills	8 to 10 lbs.
Grass, for lawns	2 to 4 bu.	Spinach, in drills	10 to 12 lbs.
Muskmelon, in hills	2 to 3 lbs.	Squash, Bush, in hills	4 to 6 lbs.
Watermelon, in hills	4 to 5 lbs.	Squash, Running, in hills	3 to 4 lbs.
Onion, in drills	5 to 6 lbs.	Tomato, to transplant	¼ lb.
Onion, for Sets, in drills	30 lbs.	Turnip, in drills	1 to 2 lbs.
Onion, Sets, in drills	6 to 12 bu.	Turnip, broadcast	3 to 4 lbs.

Distances for Planting Trees

(In Planting Trees the Greater Distance should be Given on the Richer Soils)

	—Each way—		—Each way—
Apples	20 to 30 feet	Oranges (Sweet)	20 to 25 feet
Pears (Standard)	20 to 25 "	Oranges (Japanese)	12 to 15 "
Pears (Dwarf)	12 to 15 "	Blackberries	6 by 4 "
Quinces	15 "	Raspberries	6 by 3 "
Peaches	18 to 24 "	Currants	5 by 3 "
Plums	15 to 20 "	Gooseberries	5 by 3 "
Cherries	15 to 20 "	Strawberries (hills)	36x18 inches.
Figs	12 to 15 "	Strawberries (matted rows)	48x12 "
Japan Persimmons	15 to 20 "	Grapes	8x8 to 10x12 feet.
Mulberries	20 to 25 "		

Meadow Mixtures for One Acre

No. 1 On Good Land, neither Too Dry nor Too Wet	No. 2. On High and Dry Land	No. 3. On Wet, Late Land
5 lbs. Red Top.	4 lbs. Red Top.	6 lbs. Red Top.
1 " Meadow Foxtail.	4 " Tall Meadow Oat Grass.	2½ " Creeping Bent Grass.
½ " Perennial Sweet Vernal.	2 " Meadow Brome Grass.	6 " Orchard Grass.
2 " Tall Meadow Oat Grass.	½ " Crested Dog's-tail.	2 " Tall Meadow Oat Grass.
3 " Orchard Grass.	5 " Orchard Grass.	3 " Meadow Fescue.
2 " Hard Fescue.	2 " Hard Fescue.	1 " Tall Fescue.
2 " Sheep's Fescue.	4 " Sheep's Fescue.	1 " Meadow Soft Grass.
5 " Perennial Rye Grass.	1 " Meadow Soft Grass.	7 " Perennial Rye Grass.
17 " Timothy.	15 " Timothy.	10 " Timothy.
2 " Red Clover.	1 " Rough-stalk Meadow.	1 " Red Clover.
½ " Alsike Clover.	1 " Red Clover.	½ " Alsike Clover.
40 lbs.	½ " White Clover.	40 lbs.
Sow 2 bushels to the acre	40 lbs.	Sow 2 bushels to the acre
	Sow 2 bushels to the acre	

Pasture Mixtures for One Acre

No. 4. On Good Land, neither Too Dry nor Too Wet	No. 5. On Dry Land.	No. 6. On Wet Land.
3 lbs. Tall Meadow Oat Grass.	3 lbs. Creeping Bent Grass.	6 lbs. Red Top.
4 " Red Top.	4½ " Tall Meadow Oat Grass.	5 " Orchard Grass.
½ " Perennial Sweet Vernal.	1 " Meadow Brome Grass.	2 " Meadow Fescue.
5 " Orchard Grass.	4 " Orchard Grass.	1 " Tall Fescue.
3 " Sheep's Fescue.	2 " Hard Fescue.	2 " Meadow Soft Grass.
2 " Hard Fescue.	6 " Sheep's Fescue.	3 " Perennial Rye Grass.
1 " Meadow Soft Grass.	½ " Perennial Sweet Vernal.	1 " Meadow Foxtail.
6 " Perennial Rye Grass.	7 " Timothy.	3 " Timothy.
1 " Meadow Foxtail.	6 " Perennial Rye Grass.	1 " Rough-stalk Meadow Grass.
4 " Kentucky Blue Grass.	4 " Sainfoin.	4 " Kentucky Blue Grass.
8 " Timothy.	1 " Red Clover.	1 " Alsike Clover.
½ " Yellow Trefoil.	1 " White Clover.	1 " White Clover.
1 " Red Clover.		
1 " White Clover.		
40 lbs.	40 lbs.	40 lbs.
Sow 2 bushels to the acre	Sow 2 bushels to the acre	Sow 2 bushels to the acre

H. W. Gordinier & Sons Company

WILL ACT AS AGENTS

for the following well-known firms and we have here on file catalogues of the companies named and will be pleased to supply you with any you may want. For more than fifty years we have sold *Seeds* and *Agricultural Implements*, and we act as agents only for reliable firms.

WRITE FOR CATALOGUES

Adriance, Platt & Co.
 International Harvester Co.
 Walter A. Wood Co.
 The Wiard Plow Company
 The John Deere Plow Co.
 The W. Eddy Plow Co.
 The Gale Plow Co.
 The Pulverized Fertilizer Co.
 Bradley Fertilizer Co.
 Nitrate Agencies Co.
 American Agricultural Co.
 The Bateman Mfg. Co.
 The Planet Jr. Co.
 Hunt, Helm & Ferris Co.
 Creamery Package Co.
 Vermont Farm Machinery Co.
 The Sharples Separator Co.
 Blatchford Calf Meal Co.
 The Cyphers Incubator Co.
 The Auburn Wagon Co.
 The Eagle Wagon Co.
 The F. W. Mann Co.

The Blackstone Mfg. Co.
 The Sherwin-Williams Co.
 The A. I. Root Co.
 The Pratt Food Co.
 The Gould Pump Co.
 F. E. Myers Co.
 Townsend Lawn Mower Co.
 Jos. Dick Mfg. Co.
 A. Buch's Sons Co.
 Dunham Roller Co.
 F. W. Bird Co.
 Crown Drill Co.
 Empire Drill Co.
 American Steel & Wire Co.
 Pittsburgh Steel & Wire Co.
 Belcher & Taylor Co.
 Field Force Pump Co.
 Champion Potato Digger Co.
 New Holland Feed Mill
 Danforth Chemical Co.
 Johnson Seed Potato Co.
 The William H. Moon Co.

JUST WRITE

GORDINIER'S COUNTRY STORE

TROY, N. Y.

FOR ANY BOOKS ON FARMING AND GARDENING

Gordinier's Country Store

WAS ESTABLISHED 1858

AND TO-DAY IT IS THE LARGEST

COUNTRY STORE

IN THIS SECTION OF THE STATE

WHEN we started in business, we sold seeds that were grown for us by the Shakers and our trade was limited to our immediate vicinity, but gradually the fame of our seeds became known and now our business extends to every State in the Union and many foreign countries. We have our seeds grown for us by the most reliable growers of America and Europe and, as we furnish the stock seeds, we are sure of the quality. Our first catalogue was a little eight-page book of which we published just 300 copies. To-day we send out more than 48,000 catalogues of **Seeds, Implements and Poultry Supplies.**

We are justly proud of this wonderful record, for if our Seeds had not proved satisfactory we could not now refer to

Gordinier's Country Store

INDEX

Page	Page	Page	Page
A			
Abronia.....	78	Coreopsis.....	48
Abutilon.....	78	Corn, Flower.....	50
Acroclinium.....	78	Corn, Sweet.....	B, 15, 16, 17
Adlumia.....	78	Corn Salad.....	17
Adonis.....	78	Cosmos.....	52
Ageratum.....	42	Cress.....	17
Agrostemma.....	78	Cucumber.....	B, 18, 19
Allegheny Vine.....	78	Cucumber, Wild.....	79
Alyssum.....	42	Cup and Saucer Vine.....	79
Amaranthus.....	78	Cypress, Summer.....	52
Antirrhinum.....	68	Cypress Vine.....	79
Apple, Balsam.....	80	D	
Aquilegia.....	42	Dahlia.....	53, 87, 88
Arabis.....	78	Daisy, English.....	79
Aristolochia.....	78	Daisy, Shasta.....	69, 86
Asparagus.....	1	Daisy, Swan River.....	78
Aster.....	43, 44, 45, 46, 47	Delphinium.....	53, 54
Aster, Cornflower.....	79	Dianthus.....	65, 66, 69
B			
Baby's Breath.....	80	Digitalis.....	54
Bachelor's Button (Centaurea).....	50	Dolichos.....	56
Balloon Vine.....	78	Dusty Miller (Centaurea).....	50
Balsam.....	48	Dusty Miller (Cineraria).....	79
Balsam Apple.....	80	Dutchman's Pipe.....	78
Balsam Pear.....	80	E	
Bartonia.....	78	Egg Plant.....	19
Bean, Butterfly Runner.....	77	Elephant's Ear.....	86
Beans.....	A, 2, 3, 4, 5	Endive.....	19
Beets.....	5, 6, 7	Eschscholtzia.....	54
Begonia.....	78, 88	Euphorbia.....	79
Begonias, Tuberosus-Rooted.....	88	Everlasting (Acroclinium).....	78
Bellis.....	79	Everlasting (Helichrysum).....	80
Black-Eyed Susan.....	81	F	
Blanket Flower.....	55	Fertilizers.....	90
Blue Bottle (Centaurea).....	50	Fir Plant.....	79
Borecole.....	20	Flame Flower.....	64
Brachycome.....	78	Flowering Maple.....	78
Broccoli.....	7	Forget-me-not.....	54
Brussels Sprouts.....	7	Four-O'Clock.....	54
Butterfly Runner Bean.....	77	Foxglove.....	54
C			
Cabbage.....	A, 8, 9, 10	Fuchsia.....	79
Caladium.....	86	G	
Calcolaria.....	79	Gaillardia.....	55
Calendula.....	48	Geranium.....	79
California Poppy.....	54	Gladioli.....	85
Calliopsis.....	48	Godetia.....	79
Campanula.....	49	Gourds.....	55
Canary-Bird Flower.....	79	Grasses, Ornamental.....	80
Candytuft.....	49	Gumbo.....	27
Canna.....	79, 86	Gypsophila.....	80
Canterbury Bells.....	49	H	
Carnation.....	49	Helianthus.....	79
Carrot.....	11	Helichrysum.....	80
Castor-Oil Bean.....	50	Heliotrope.....	80
Cauliflower.....	12	Herbs.....	41
Celery.....	13	Hollyhock.....	55, 56
Celeriac.....	14	Hop, Climbing.....	80
Celosia.....	52	Hyacinth Bean.....	56
Centaurea.....	50	Hyacinthus.....	84
Children's Wild Garden.....	77	I	
Chinese Cinnamon Vine.....	84	Ice Plant.....	80
Chrysanthemum.....	51	Ipomoea.....	58, 80, 84
Cineraria.....	79	Indian Shot.....	79
Clarkia.....	52	Insecticides.....	93
Cobaea.....	79	Ismene.....	84
Cockscomb.....	52	J	
Columbine.....	42	K	
Convolvulus.....	58	Kaje.....	20
K			
Kochia.....	52	Kohlrabi.....	20
Kudzu Vine.....	81	L	
L			
Lady's Slipper.....	48	Larkspur.....	53, 54
Lawn Seed.....	82, 83	Leek.....	20
Lettuces.....	21, 22, 23, 24	Lilies.....	88
Lobelia.....	56	Love-in-a-Mist.....	81
Love-in-a-Puff.....	78	M	
M			
Madeira Vine.....	84	Mangel.....	6
Marigold.....	56, 57	Marigold (Pot).....	48
Marjoram, Sweet.....	41	Marvel of Peru.....	54
Melon, Musk.....	24, 25	Melon, Water.....	25, 26
Melon, Water.....	25, 26	Mignonette.....	57, 58
Mimosa.....	80	Mimulus.....	80
Momordica.....	80	Monarda.....	80
Monkey Flower.....	80	Montbretia.....	84
Moon Flower.....	58, 80	Moon Vine (Hardy).....	84
Morning Glory.....	58	Mountain Fringe.....	78
Mourning Bride.....	68	Mushroom Spawn.....	26
Musk Plant.....	80	Mustard.....	27
Myosotis.....	54	N	
N			
Nasturtium.....	E, 59, 60	Nicotiana.....	80
Nigella.....	81	O	
O			
Okra.....	27	Onion.....	B, 27, 28, 29
Onion Sets.....	29	P	
P			
Paeonies.....	86	Pansy.....	61, 62
Papaver.....	66, 67	Parsley.....	B, 30
Parsnip.....	30	Pear, Balsam.....	80
Peas.....	31, 32, 33	Peas, Flowering.....	71, 72, 73, 74, 75
Peas, Flowering.....	71, 72, 73, 74, 75	Pepper.....	34
Periwinkle.....	81	Petunia.....	63
Pheasant's Eye.....	78	Phlox (Hardy).....	64, 88
Pink.....	65, 66	Poppy.....	66, 67
Poppy, California.....	54	Portulaca.....	67
Primrose.....	81	R	
R			
Pueraria.....	81	Pumpkin.....	33
Pyrethrum.....	81	S	
S			
Radish.....	35, 36	Sage.....	41
Red-Hot Poker Plant.....	84	Sage, Flowering.....	68
Rhubarb.....	36	Salpiglossis.....	81
Ricinus.....	50	Salsify.....	36
Rock Cress.....	78	Salvia.....	68
Rocket, Sweet.....	81	Scabiosa.....	68
Rosemary.....	41	Schizanthus.....	81
Roses.....	89	Sensitive Plant.....	80
Rose of Heaven.....	78	Shasta Daisy.....	69, 86
Ruta Baga.....	40	Sheep Manure.....	90, 91
S			
Sage.....	41	Snapdragon.....	68
Sage, Flowering.....	68	Snow-on-the-Mountain.....	79
Salpiglossis.....	81	Spinach.....	36, 37
Salsify.....	36	Squash.....	37, 38
Salvia.....	68	Stocks.....	68, 69
Scabiosa.....	68	Stokesia Cyanea.....	70
Schizanthus.....	81	Summer Cypress.....	52
Sensitive Plant.....	80	Summer Savory.....	41
Shasta Daisy.....	69, 86	Sunflower.....	70
Sheep Manure.....	90, 91	Swan River Daisy.....	78
Snapdragon.....	68	Sweet Peas, C, D, E, 71, 72, 73, 74, 75	75
Snow-on-the-Mountain.....	79	Sweet Rocket.....	81
Spinach.....	36, 37	Sweet Sultan (Centaurea).....	50
Squash.....	37, 38	Sweet William.....	69
Stocks.....	68, 69	T	
Stokesia Cyanea.....	70	Tagetes.....	56, 57
Summer Cypress.....	52	Thunbergia.....	81
Summer Savory.....	41	Thyme.....	41
Sunflower.....	70	Tomato.....	38, 39
Swan River Daisy.....	78	Tritoma, Pfitzeri.....	84
Sweet Peas, C, D, E, 71, 72, 73, 74, 75	75	Tuberosus Bulbs.....	85
Sweet Rocket.....	81	Tuberosus-Rooted Begonias.....	88
Sweet Sultan (Centaurea).....	50	Turnip.....	40
Sweet William.....	69	V	
T			
Tagetes.....	56, 57	Vegetable Oyster.....	36
Thunbergia.....	81	Vegetable Plants.....	41
Thyme.....	41	Verbena.....	76
Tomato.....	38, 39	Vinca.....	81
Tritoma, Pfitzeri.....	84	Violets.....	81
Tuberosus Bulbs.....	85	W	
Tuberosus-Rooted Begonias.....	88	Wallflower.....	81
Turnip.....	40	Wild Garden Mixture.....	77
V			
Vegetable Oyster.....	36	Y	
Vegetable Plants.....	41	Youth and Old Age.....	76, 77
Verbena.....	76	Z	
Vinca.....	81	Zea.....	77
Violets.....	81	Zinnia.....	76, 77
W			
Wallflower.....	81	Z	
Wild Garden Mixture.....	77	Zea.....	77
Y			
Youth and Old Age.....	76, 77	Zinnia.....	76, 77
Z			
Zea.....	77	Z	
Zinnia.....	76, 77	Z	

GORDINIER'S TRUE GERMAN BIRD SEED



Is put up in *Dust Proof Boxes* at 10 cents per box. We buy our seed direct from the importers at the docks, and as soon as the seed arrives from Europe it is shipped to us and does not lie around in dirty storehouses for months at a time. As soon as the seed arrives here we reclean it and pack it in *Dust-Proof Boxes*, and in order to keep this seed fresh and clean it is only necessary for you to put back the cover each time after feeding the birds. Do not use stale seed and do not use the common pasteboard boxes that can't be closed.

We Guarantee This Mixture to Contain

True Sicily Canary.—Absolutely fresh, large, bright seed, free from dust. This is very nutritious and healthful when fresh, but stale canary seed is very injurious.

True German Summer Rape.—A most excellent seed for canaries. It is the only food used in Germany, where the birds are reared, and being of a cooling nature,

will always keep the bird in excellent condition. Mustard seed or turnip seed is used in cheap mixtures instead of *True German Summer Rape*. They look like good rape, but are bitter and not fit for a bird. Beware of so-called rape seed in cheap mixtures. If a canary selects all the canary seed and does not eat the rape seed, give less canary seed and more rape.

Pure Millet Seed.—A very sweet seed and one upon which the birds thrive. It is very nutritious. It should be absolutely fresh.

The best seed for canaries is a mixture of *True German Summer Rape*, *True Sicily Canary* and *Fresh Millet Seeds* in equal proportions. All the seed should be fresh and of the best quality. Beware of the cheap mixtures.

With Your Seed Order Buy a Dust-Proof Can of

GORDINIER'S TRUE GERMAN BIRD SEED

PER CAN, 10 CENTS

BY MAIL, 25 CENTS

We carry a complete stock of Bird Seeds, Parrot Foods, Maw, Unhulled Rice, Hemp, French Millet, Foods for Soft-Bill Birds, Song Restorer, Bird Tonics and White Washed Gravel. We also carry a complete line of Dog Cakes, Cat Foods and Poultry Supplies.

H. W. GORDINIER & SONS CO.
TROY, NEW YORK