

Historic, Archive Document


Do not assume content reflects current scientific knowledge, policies, or practices.

W. GROSSMANN & SON'S

6289
HIGH GRADE
SEEDS

for

1914



"The Petersburg Seed House"
11 BOLLINGBROOK ST.
PETERSBURG, VA.

BULBS FOR SPRING PLANTING

CALADIUMS OR ELEPHANT'S EAR—Very effective for beds or groups, especially in lawns. Will grow from 6 to 8 feet high, bearing immense green leaves. Large sized, sound healthy bulbs, 10 cents each; \$1.00 per dozen, by express. If by mail add 10 cents for each bulb for postage.

CANNAS—Gorgeous and effective bedding plants. Price each, 10 cts.; per dozen, \$1.00 by express. By mail add 5 cts. per bulb for postage.

Burbank—Giant orchid flowers of rich yellow, inner petals dotted with rich red. Height 4½ feet.

Chas. Henderson—Flowers brilliant crimson scarlet with yellow flame in throat. Height 3½ feet.

David Harum—Bronze foliage, flowers scarlet, dotted crimson. Height, 3 to 3½ feet.

Egandale—Flowers deep currant red of a pleasing shade; an early and constant bloomer. Height, 3½ feet.

Gladiator—Big, round flowers, with bright yellow petals; thickly spotted with crimson. Height, 6 feet.

Louisiana—Bright crimson scarlet of orchid flowering type, immense spikes of bloom. Height, 5 to 6 feet.

M'le Berat—Deep rose pink. Height, 4 feet.

Mrs. Kate Gray—Soft orange, shaded carmine with yellow throat. Height, 6 feet.

Allemania—Variegated—a beauty. Height, 5 feet.

Indiana—Golden orange. Height, 6 feet.

TUBEROSES—Desirable for their beauty and delightful fragrance.

Dwarf Excelsior Pearl—Grows about 24 inches high and blooms early.

Albino—An early bloomer, dwarf habit, flowers waxy white.

Price per dozen, postpaid, 40 cts.; by express, 25 cts. per dozen.

DAHLIAS—We offer a well selected list of these beautiful fall blooming flowers, embracing the choicest varieties grown. Descriptive list mailed on request.

Price each, 10 cts.; per dozen, \$1.00, by express.

VEGETABLE PLANTS

In season, we will have full supplies of all varieties of vegetable plants as listed below, grown from our own selected seeds on our own seed farm in Chesterfield County, and we will be in position to fill all orders promptly with well-grown, stocky plants. All orders carefully packed and delivered at express office, our city.

Cabbage Plants—Early varieties ready February, March and April. Late varieties ready June and July. Early varieties for Fall planting ready October and November.

Price, per 100, 25c. Per 1,000, \$1.50. In 5,000 lots, \$1.25 per 1,000.

Tomato Plants—Ready April, May, June and July. Transplanted and hardened plants in individual pots, 30c. per dozen; \$2.00 per 100. Transplanted plants in cold frames, 20c. per dozen; \$1.50 per 100. Hotbed plants, 75c. per 100; \$3.50 per 1,000.

Celery Plants—Ready June to August. 40c. per 100. \$3.00 per 1,000.

Lettuce Plants—Ready February to April, September to November. 25c. per 100. \$1.50 per 1,000.

Egg Plant—Ready May and June. Hardened and transplanted in individual pots. 60c. per dozen.

Pepper Plants—Ready May and June. Hardened and transplanted in individual pots. 30c. per dozen. Cold frame plants, 20c. per dozen. \$1.25 per 100.

Sweet Potato Plants—Ready May and June. 20c. per 100. \$1.50 per 1,000.

Rhubarb Roots—Strong, healthy roots. 10c. each. \$1.00 per dozen.

W. Grossmann & Son's Seeds for 1914

TO OUR FRIENDS AND CUSTOMERS:

With the advent of the New Year 1914, we again allow ourselves the pleasure of thanking you, one and all, for the business you have favored us with in the past, for the kind words you have spoken of us, and for your general good will and friendship towards our firm, the influence of which we feel more and more each year, and which has made, and continues to make, it a pleasure to us to serve you faithfully and to the very best of our knowledge and ability.

Each season, for thirty-three consecutive years, we have worked hard and conscientiously to grow and procure for our friends the very best, the purest, and the most advantageous varieties of SEEDS and FERTILIZERS wherewith to sow their crops, and the fact that our old friends, who started with us at the beginning, are still favoring us with their business and friendship to-day, is a living testimonial that our untiring efforts have been appreciated, our service has pleased, and our SEEDS have given satisfaction and gratifying results.

With few exceptions, our seed crops for 1914 have grown and yielded to perfection, and our Store and Warehouses are fully and completely stocked with the choicest grades of all varieties of SEEDS for farm and garden, "PURE, FRESH, AND TRUE TO NAME."

Trusting to have the pleasure of serving you again during the coming season, and wishing you a very prosperous New Year, we are,

Yours very truly,

W. GROSSMANN & SON

The Seedsmen of Petersburg.

TO OUR CORRESPONDENTS

Important Notes and Suggestions

How to Send Money—Remittances should be made either in the form of an Express Money Order, P. O. Money Order, Bank Draft or Registered Letter. Postage stamps will be accepted for small amounts, provided they are carefully wrapped so as to prevent sticking.

Be Sure to Give Full Name and Address with each order. Every season we get a number of orders without name of sender or Post Office, and the postmark on the envelope is often too obscure to be made out. There is no way of finding out who the senders are, consequently we are blamed, whereas the fault is their own entirely. We therefore beg our correspondents to write their name and full address on each order.

We Pay Postage on Seeds sent by mail at Catalogue prices for packets, ounces and quarter pound. When larger quantities are ordered, add 10 cents per pound to Catalogue prices to pay postage; 15 cents per quart, except Onion Sets, Postage on which is 10 cents per quart.

Seeds by Express.—By special agreement, the Express Companies will carry Seeds from Petersburg to all points at an average rate of about 20 per cent. less than the usual merchandise rate, and a package weighing 5 pounds or less will be delivered to any Express Office in the State of Virginia, for 25 cents when prepaid. Goods wanted C. O. D. by express, must have 25 per cent. of the amount accompany the order. We cannot ship C. O. D. by freight.

Orders From Unknown Correspondents.—Customers who have no regular accounts with us will kindly remit the amount with their order, or name business references, as customary before opening new accounts.

We Make No Charge for Drayage or delivery of goods to any railroad station, steamship line or express office in Petersburg. Cotton sacks only are charged for at cost. 2½ bushel Cotton Sacks are 20 cents each. All grass seed bags, excepting bags for Timothy, Herds Grass and Clover are furnished free.

Remember.—Our packets of seed are large and well filled, and should not be confused with the 2½ cents and 3 cent size packets sold by some dealers.

Change of Address.—Should any of our customers change their Post Office address, we would be glad if they would advise us. It also sometimes happens that our customers receive two Catalogues; should you receive two, we would thank you to hand one to some friend who does not get one, and notify us, so that we may make the correction in our directories.

Prices on Field Seeds, Onion Sets and Potatoes are constantly fluctuating. The prices given in this Catalogue are those ruling February 1, 1914. But they may change at any time. We will cheerfully quote prices at any time on request, and we will always fill orders entrusted to us at the lowest prices possible for the best quality seeds.

About Warranting Seeds.—We exercise the greatest possible care in growing or buying, in examining, in testing, and in every department of the business to guard against mistakes and insure reliability, yet no Seedsman can, or ever does in good faith assume any responsibility for crops grown from seeds supplied by them, therefore in common with other responsible Seed Houses, we sell our goods subject to the following disclaimer, it being that adopted by the American Seed Trade Association, and all orders sent us will be filled under these conditions only. We give no warranty, express or implied, as to description, purity, productiveness, or any other matter of any seeds, bulbs, or plants we send out, and we will not be in any way responsible for the crop. If the purchaser does not accept the goods on these terms, they are at once to be returned.

CULTURAL DIRECTIONS FOR GARDEN

When and How to Plant and Cultivate Vegetables

ASPARAGUS.

Asparagus succeeds best in a light, warm, rich soil, with a Eastern or Southern exposure. To grow from seed, sow in drills two feet apart, covering seed one to two inches deep, and thin out when up and growing. Keep the plants free from weeds by thorough cultivation during the Summer. These plants should then be transplanted when one or two years old to the place selected for your asparagus bed, and can be put out either in Fall or Spring. One or two-year-old plants can be purchased to avoid delay of raising same.

CULTURE.—Plow trenches 10 to 12 inches deep, five feet apart; scatter well rotted manure in bottom of furrow and mix with soil, cover this with a layer of soil two inches deep and give an application of pure raw bone; on this set your plants 15 inches apart in the row, spreading the roots carefully. Then cover with soil three to four inches deep. When Winter comes cover the beds with stable manure, which fork in when Spring opens and earth up the beds to a further depth of about 18 inches. After the cutting season, allow the plants to grow, and during the following Winter the beds should be turned down with a plow and more manure and raw bone applied, then earthed up again to original height. This should be repeated each year during the life of the beds.

ARTICHOKE.

The Jerusalem Artichoke is grown from tubers, and is valued as stock and hog food, although also used as a vegetable.

CULTURE.—Plant the tubers in early Spring in rows like potatoes, and cultivate like same. If desired, the crop can be left in the ground during the entire Winter without injury.

BEANS OR SNAPS.

Snaps can be planted from about April 1st to the middle of August, and should be put in at intervals of about two weeks if a succession of fresh snaps is desired.

CULTURE.—Plant in rows 2 to 3 feet apart, with the beans about 3 inches apart in rows, covering to a depth of 2 inches; 1 quart will plant 160-foot drill.

LIMA BEANS.

Plant in May after the ground has become warm. For the pole varieties use 10-foot poles in center of hills, which should be about 6 feet apart. Bush varieties should be planted in rows 3 feet apart, with the beans about 12 inches apart in rows, cover about 2 inches deep. A second planting of the bush varieties should be made in June or early part of July to get a seed supply and dry beans for Winter use, as the early plantings are likely to become wormy and unfit for seed. This is also the case with snaps, black-eye peas and beans. One quart of the large plants 100 hills, one quart of the small varieties plants 200 hills.

POLE OR CORNFIELD SNAP BEANS

Plant in May in hills five feet apart, using a 8 to 10-foot pole in each hill. Can also be planted in the corn field when the corn is laid by. One pint plants 100 hills.

BEETS.

For very early crops, sow in hot beds and transplant just as soon as the weather begins to warm up. For outdoor crops, sow in March and April in drills 2 to 2 1-2 feet apart, covering the seed about 1 inch, and thin out if

plants are too thick in rows. Mangels or stock beets should be sown in May. Select a light, loose and deep soil for beets—one cunce sows 50-foot drills. S.x to eight lbs. per acre.

SWISS CHARD OR SPINACH BEET

This variety combines two vegetables, the young leaves being used as greens, and later on the crisp leaf stems being used like asparagus. Plant and cultivate like beets.

CARROTS.

Select a light, rich deep soil, sow in drills fifteen inches apart, cover seed 1-2 inch and thin out to 3 inches apart in rows. Sow in early spring from March to May. For Winter use put the roots in cellar or in a kiln out in the field. Carrots make a fine food for stock and should be planted extensively. One ounce sows 100-foot drill, 3 to 4 lbs. per acre.

CABBAGE.

CULTURE.—For the earliest setting out in the spring, it is best to set out in February or March, plants which have been wintered over either in cold frames or out of doors. For a succession, sow the early varieties in hotbed or cold-frames in January, February, or early March. Later sow the early varieties out of doors in March or April. For winter cabbage sow in April, May or June, transplanting in July or August, to head up during the late fall and winter. Fall sowings, to make plants for setting out in the fall or early spring, should be made after September 20th; if sown earlier they will likely shoot to seed, especially the flathead kinds. Early varieties should be set 18 inches apart in rows 2 1-2 to 3 feet apart; late varieties, being larger, should be set 2 feet apart in rows 3 feet apart. One ounce will produce about 2,000 plants; six ounces will make enough to set an acre. Cabbage requires good rich soil, or plenty of manure and fertilizer, and to be worked frequently and deeply.

ENDIVE.

A most excellent salad or garnishing for the late summer and fall. Use same as lettuce.

CULTURE.—Sow in August in drills 18 inches apart, and thin out to blanch the heart. In dry seasons give plenty of water.

KOHLRABI.

Combines the flavor of cabbage and turnips and makes a splendid dish if used when the bulbs are 2 to 3 inches thick. Sow early in hotbed and transplant and sow outside in April in rows 18 inches apart, thinning to 8 inches; for winter use, sow in June or July. Also makes fine stock food, yielding 300 to 400 bushels to the acre.

CELERY.

CULTURE.—Sow in February, March or beginning of April, in drills 8 to 10 inches apart, in a bed of fine, rich soil, covering one-fourth of an inch. If the soil is dry, press the earth with the back of spade or roller after covering, and keep clear of weeds, or the young plants will be smothered. Transplant from July to October. August and September settings succeed excellently, and requires less labor than if set out earlier. To prepare a bed, select a rich moist soil, throw out the earth to a depth of 6 inches, 4 or 5 inches wide, and put in 3 or 4 inches of well-rotted manure, dig in well, and cover with fine soil. Set the plants 6 to 8 inches apart, press the soil firmly, and earth up when the plants are large enough. Earth up two or

three times, but do not let the earth get into the heart of the plant. When severe weather comes on, cover gradually with leaves, hay or straw, and place boards on top; waterproof felt paper is also used. In such a bed the stalks will blanch perfectly, and may be taken out when wanted. In field culture, the plants are set out on the surface, in rows 4 feet apart, and 6 inches in the row. Celery requires frequent cultivation, and the earth drawn up to the plants as rapidly as it grows. Celeriac, or Turnip-Rooted Celery, needs no earthing up, and may be planted in rows 18 inches apart. Celery seed germinates slowly; cover lightly and keep constantly moist.

CUCUMBER.

CULTURE.—For very early crop, plant in hotbed, in pots or small paper boxes, or on pieces of sod, grass side down, so that they can be readily transplanted; or plant in the open ground as soon as the weather becomes settled warm, about the end of April or during May, in hills about 4 feet apart each way. The hills should be previously prepared by mixing well-rotted manure with the soil. Put about ten seeds in each hill, and when all danger of insects is past, thin out to four plants. The fruit should be gathered when large enough, whether wanted or not, for if left to ripen on the vine, it destroys its productiveness. For pickling, plant in June or July. One ounce will plant 50 hills, two pounds, one acre.

GARDEN CORN.

Plant early corn in rich and well-manured ground from March to middle of April. Sugar corn in May, if ground is warm. Cultivate frequently. Plant a piece about every two or three weeks to get a succession of roasting ears. The early varieties can be planted as late as July for late roasting ears. One quart plants 200 hills, eight quarts per acre.

LEEK.

CULTURE.—Leek is generally considered superior to onions for soup-flavoring, etc. Sow as early as practicable in the spring in a light, rich, moist soil in drills half an inch deep. When six or eight inches high, trim off the tops and roots, and transplant to rows one foot apart and six inches apart in the row, setting them three or four inches deep and earthing up as they grow, so that the necks will become well blanched. May also be sown in cold-frames in September, and the young plants transplanted in the fall or early spring to where they are to remain. One ounce will sow about 100 feet of drill.

CRESS.

Sow water cress in the spring, along the edges of creeks or ponds. Only one sowing is necessary, as it increases rapidly. May also be sown in seed bed in a damp location, and the young plants transplanted to the edges of streams or ponds. It not only makes a desirable and attractive plant for creeks or ponds, but purifies the water. Is also developing into quite a profitable industry for shipment to our larger markets.

EGG PLANT.

CULTURE.—Egg plants do best in a deep rich loamy soil. In February or March sow in hotbeds, and when two inches high, transplant to good rich soil. After frost is past, set out three feet apart each way, and protect from bugs by dusting lightly with slugshot. One ounce will produce about 1,000 plants.

COLLARDS.

A fine winter vegetable, similar to cabbage, but does not make solid heads. Sow and cultivate like late cabbage.

KALE OR BORECOLE.

CULTURE.—The Siberian and Scotch are the popular sorts for fall sowing; a limited quantity is also sown in the spring. Sow from August 15 to October 15, either broadcast or in drills 18 inches apart and give some cultivation, and they will yield greens throughout the winter. Spring or Smooth Kale may be sown either in the fall or spring, making greens earlier than the winter sorts, but not of as fine quality. Spring sowings should be made in February and March. Sow 8 lbs. per acre broadcast, 4 to 5 lbs. in drills.

LETTUCE.

Sow the seed at intervals of three weeks during the spring for a succession of lettuce, and transplant 9 inches apart in beds or rows. Sow in July and August for fall crop, in September for winter and spring crops. For winter heading transplant September plants in cold-frames. One ounce produces 1,500 plants.

CANTALOUPE OR MUSKMELON.

CULTURE.—Prepare hills 4 to 6 feet apart in a rich, moderately dry sandy soil, using well-rotted manure. When danger of frost is gone, plant 10 to 12 seeds one inch deep in each hill. To promote fruitfulness, pinch the vines when blossoming begins, and cultivate till the vines cover the ground. To combat insect attacks, dust with ashes lime or road-dust. Do not grow near cucumbers, squashes, etc. One ounce will plant 50 hills; two pounds one acre.

WATER MELON.

Cultivate like cantaloupes, but make the hills 12 feet apart. Do not plant near gourds or pumpkins. One ounce for 30 hills, 3 lbs for one acre.

ONION SEED.

CULTURE.—*Large Onions from Seed.*—For best crop results, to grow large onions from seed the first year, sow in January and February in hot-beds, and as soon as the weather opens and the sets are the size of a goose-quill, transplant to rows 12 inches apart and 4 to 6 inches between the onions. Transplanting is of decided benefit, increasing the yield considerably, in some instances double the yield being reported. They can also be sown in the open ground in February or March, and will make a good crop put in at this time. The Italian, Spanish and Bermuda varieties can also be sown in August or September, and transplanted about the end of October or early in November. Five or six pounds will sow an acre.

Growing Onion Sets from Seed.—To grow onion sets, sow in broad, wide rows, in March or early in April, 40 to 50 pounds per acre, and keep clean of weeds. In late summer, or whenever the tops die, remove the small bulbs, button-sets or sets to a dry place, spread them out thinly on trays made of laths, piling the trays one on top of another, separated by blocks, so that the air can circulate freely between them. The larger sets should be sold for pickling, and only the smallest retained for planting.

MUSTARD.

Grown and used like Spinach or Kale. Sow from February to April, or in September and October, broadcast or in drills. One ounce for 100-foot drill, 4 lbs. per acre broadcast.

OKRA, OR GUMBO.

CULTURE.—When the ground has become warm, sow thickly in drills 3 feet apart, and when large enough thin out to 3 inches apart in the rows. To keep for the winter use, slice the pods when young and tender into narrow rings; string and hang in shade to dry. One ounce will sow 30 feet of drill.

GARDEN PEAS.

CULTURE.—Peas succeed best in light, rich loamy soil which has been manured the previous season. Plant the smooth varieties in the spring as soon as the ground can be worked, in rows 3 to 4 feet apart, 2 inches deep, giving the taller varieties more room between the rows. The wrinkled varieties are tender, and should be planted later than the smooth kinds. For a succession, plant every two weeks. The dwarf varieties can be planted in rows 2-1-2 to 3 feet apart. Peas grown as a market crop are rarely ever staked, but when the taller varieties are grown for private use, it is a good plan to sow them in double rows and stake with brush. They should be kept clean and the earth worked toward them two or three times during growth. One and a half bushels are required to plant one acre, one quart to plant 100 feet of drill.

PEPPER.

CULTURE.—Sow in hot-bed in February or March, and transplant to open ground in May in rows 2 to 3 feet apart, 15 inches between the plants; or when the ground becomes warm, sow in open ground and set out as above. When about six inches high, apply liquid manure or some good fertilizer.

PARSNIP.

CULTURE.—A rich sandy loam, deeply worked, is the best for parsnips. Sow in the spring, in drills eighteen inches apart, and cover lightly. Parsnip seed is very slow in germinating, especially when the ground is dry. When two inches high, thin out to 4 or 6 inches apart. One ounce will sow 200 feet of drill. Five pounds to the acre.

PARSLEY.

CULTURE.—For spring seeding, sow in February, March or early in April. Soak a few hours, and then sow in rows a foot apart, and cover about half an inch. Parsley is slow to germinate, sometimes two or three weeks in coming up. One ounce will sow 150 feet of drill.

POTATOES.

CULTURE OF POTATOES.—In order to have the best success in growing early potatoes, it is best to plant as early in the spring as the ground can be made ready. Potatoes are usually planted in rows three feet apart, and the sets one foot apart in the row. It is always best to plant potatoes on land that has been heavily manured the previous season; or if manure is used at the time of planting, it should be well-rotted and thoroughly mixed with the soil, in order to avoid scab on the potatoes. If the ground is not rich enough, a good application of a high grade potato guano should be used. From six to eight hundred pounds is the quantity usually used, although the use of twelve to fifteen hundred pounds to the acre is a very common occurrence.

RADISH.

To be tender and crisp, Radishes must be grown quickly, and this requires rich soil and moisture. Begin as early as possible in spring and sow at intervals of about 10 days in a light, rich, deeply worked soil. Can also be forced in hot-beds. For fall and winter sow in August and September. One ounce sows fifty feet.

PUMPKIN.

CULTURE.—Plant in May, in hills 8 to 12 feet apart, mixing well-rotted manure in each hill. Put 8 to 10 seeds in each hill, and cultivate till the vines get strong, when they should be thinned out, leaving two or three of the strongest in each hill. When planted in corn plant at the same time as the corn, in every fourth row, 10 to 12 feet apart in the rows, letting the hill of pumpkins take the place of a hill of corn. One ounce will plant 20 hills, three pounds, one acre.

SPINACH.

Sow early in spring in rich soil in drills 1 inch deep, two feet between the rows. For winter or spring crop, sow in September and October. One ounce for 100-foot drill, 20 lbs. to an acre.

SQUASH, OR CYMLING.

CULTURE.—After danger of frost is past, plant in a warm well-pulverized, rich soil, mixing well-rotted manure with the soil in each hill. Plant eight or ten seeds to the hill, the bush varieties 4 to 6 feet apart, the running sorts 8 to 10 feet. When well grown, thin out, leaving three of the strongest plants in each hill. Summer sorts, one ounce to forty hills, four to six pounds to an acre; winter sorts, one ounce to ten hills, four to five lbs. to an acre.

SALSIFY, OR OYSTER PLANT.

CULTURE.—Sow in March or April in a rich, light, deeply worked soil, in rows 18 inches apart, and thin out to 4 to 6 inches. Do not use coarse or fresh manure; it will make the roots ill-shaped and uneven. Cultivate often to keep down weeds. It is perfectly hardy, and may remain out all winter. Can also be sown in May and June, provided we get seasonable weather or boards be used to get the seeds up and shade the young sprouts until they get well established. One ounce will sow 50 feet of drill; eight lbs. one acre.

TURNIP.

CULTURE.—Spring sowing should be put in early so that they will attain a good size before hot weather, otherwise they will become tough and bitter. For spring sowing the Milans or other early varieties are best. For the regular crop, sow the early sorts in July or August, the later sorts during August, and the salad varieties during August and September. Sow either broadcast or in drills 2 feet apart, thinning out to 6 inches, and roll the ground after sowing. Rutabagas should be sown in July and early in August, and earthed up as they grow. Sow 1-1-2 pounds to the acre in drills, 2 pounds broadcast; salad turnips 3 pounds per acre.

TOMATO.

CULTURE.—Sow in hot-beds or shallow boxes in the house early in the spring, transplanting in the beds to promote root growth, and when danger of frost is over, set 3 to 4 feet apart outside. Expose to the air as much as possible to harden them, and water freely when transplanting, shading them in a few days from the sun until thoroughly established. Earliness may be promoted by growing in pots, shifting to larger size as they become filled with roots. Earlier fruits may also be had by allowing only the original stem to bear. If the plants are staked, they may be grown closer together and produce more perfect fruits.

We make a specialty of supplying Farmers' Clubs, Unions, Agricultural Colleges and other institutions with seeds, guanos, &c., always making them special prices on their requirements according to quantities desired.

JANUARY.

This month is generally a period of rest for the farmer, but a wideawake man will realize that it is also the beginning of a busy Spring season, and will make preparation to push ahead the moment work begins. He will prepare hot beds, prune trees and grape vines, top dress asparagus, haul all the manure he can get, and plow as much land as possible; get ready for the coming season and make out a list of seeds wanted for the Spring.

FEBRUARY.

If weather opens get ready for the early crops. Remember that VERY EARLY and VERY LATE crops bring the most money. Sow cabbage, tomato, lettuce and beet seed in hot beds for transplanting, also sow a few early radish in same.

Toward the end of the month sow out doors early peas, spinach, and Spring kale; plant onion sets and lettuce plants. Prepare lawns and sow lawn grass, sow Winter oats and all grass and clover seeds, also rye for grazing; sow Canada peas.

MARCH.

Out door work begins this month. Select light mellow soils with Southern exposure for earliest crops; sow all kinds of garden peas, radish, beets, also parsnips, carrots, spinach, parsley, asparagus and salsify, transplant cabbage, tomato and lettuce plants; sow in hot beds pepper, egg-plant and tomato seed. Make watermelon hills, plant Irish potatoes, asparagus and onion sets, sow Spring kale, spinach and mustard.

APRIL.

Most all crops can be sown this month; if not already done, sow peas, onions, radishes, asparagus, beets, carrots, parsley, parsnips, salsify. Bear in mind that to be a successful gardener you must have a supply of fresh vegetables during the whole season, and to accomplish this seeds should be sown in succession. Sow celery seed in a finely prepared moist bed.

Sow all kinds of Herbs. Plant Snaps, early Corn, set out Tomato, Cabbage, Lettuce and Pepper plants. Plant Irish Potatoes; prepare your land for Potatoes well, and buy only the choice, selected stock for seed, as this is a very important crop. We recommend the use of fertilizer in the place of too much manure for this crop.

Bed Sweet Potato plantings. Late in the month sow Mangel Wurzel for stock. Begin planting Corn crop. Sow extra early Black-Eye Peas for market. Melons, Squash and Cucumbers can be sown, but with some risk.

MAY.

All tender plants can be sown this month. Plant Pole Beans, Snaps, Butter Beans, Sugar Corn, Melon, Squash, Cucumber, Pumpkin, Okra, and Salsify. Set out Tomato, Pepper, Egg Plants and Lettuce Plants. Sow Tomato and Cabbage seed for late crop.

Set out Sweet Potato Plants, sow Millet and Cow Peas mixed for feed. This mixture yields large crops of hay and improves the land. Sow Kaffir Corn, Sugar Corn, Black Eye Peas, Soja Beans, Navy Beans and Buckwheat. Finish planting Corn, also Cotton and Peanuts. Sow Cow Peas for fallowing.

JUNE.

Summer has now opened, and farmers can push ahead without fear of frost. Continue sowing and planting all varieties of vegetables to have them come in succession, always having something for the market and table. Sow Cabbage and Tomato seed for the late crop. Plant Sugar Corn for late roasting ears, also Water and Musk Melons; also Cucumbers for Pickles. Prepare for late Potatoes. Sow Beets and Pumpkins for stock food for Winter. If stand of Corn crop is poor, replant with early Yellow Corn, such as Early Leaming or Early Dent. Sow Cow Peas and Millet for hay, also Kaffir Corn for chicken feed and fodder. Gather Onion crop if dry enough.

Toward end of month plant late Potatoes when suitable season offers. Plant second crop of Snaps, Butter Beans, etc.

Plant Navy Beans and Black Eye Peas for Winter use. Keep Celery bed well weeded, as the plants are very easily killed by weeds.

Prepare land well for Celery by filling trenches with well rotted manure, mix thoroughly with soil and form even beds, selecting a moist bottom with heavy Chocolate loam.

JULY.

All seeds not already sown should be put in at once. Continue planting early Corn and Snaps of all kinds for late marketing. German Millett can be sown on good land. Plant out Celery plants, and if weather gets dry cover bed with fine manure to retain moisture. Also plant out late Cabbage and Tomato plants. Sow Ruta Baga and early varieties of Turnips. Finish planting late Potatoes and keep a good lookout for bugs as they are very hard on late Potatoes. Dust with Paris Green and Slugshot at first sign of bugs. Corn can still be drilled to make fodder. Throughout the entire season your land should be kept well stirred and loosened, by continual cultivating, as the moisture is better retained. If the weather should continue dry, make frequent use of your roller.

AUGUST.

This is the month for the beginning of sowing of Fall crops. Sow all varieties Turnip seeds, also Spinach and Kale. Begin sowing German Clover; sow German Clover and Turnips together, thereby making two crops on the same land.

Cultivate well your late Potatoes and keep the bugs down. Throw a furrow or two to the Celery to get fresh moist soil next to the plants.

Turn under Cow Peas and sow a fall crop on same land. Harvest all crops matured and prepare land for next crop.

SEPTEMBER.

Preparation for Winter crops should begin in earnest now by all means; sow as much German Clover as possible, as no other crop is of more benefit to the farmer. If your Corn crop is cultivated level, it can be sown in the cornfield either for early feed in the Spring or for fallowing, making a good fertilizer. Gather in all crops that are ready for harvest. Sow Turnips, Kale and Spinach.

Sow Cabbage seeds for plants for Spring crop about the 21st of the month. Set out Potato Onion sets; sow Winter Oats, and begin sowing Grass and Clover. Rye and Wheat can also be sown. Hill up the Celery; save all hay and feed you can, so as not to run short in Winter.

OCTOBER.

This is about the last month any sowing should be done. Continue sowing German Clover whenever you can. A farmer's first thought should be plenty of feed for his stock; his second how to improve his land. German Clover furnishes excellent feed in Spring when other feeds run low, and also makes a very valuable fertilizer when turned under. Gather in all crops that may still be out. Sow Winter Oats, Wheat, Grass and Clover and Rye. Plant out Cabbage plants for Spring. Plant out Trees, Vines and Strawberry plants.

NOVEMBER.

If behind time, still sow Wheat, Rye, Oats, Grass and Clover. Prepare compost heaps for Spring, and plow up all the land you can, to allow it to freeze out well during winter. Look to your lawns; sow Lawn Grass and protect it from the cold.


See that your stock is well and warmly housed, have plenty bedding, and protect your buildings in general; gather up all tools and farming implements and shelter them from the weather.

DECEMBER.

Farm work proper is over for the year. You should continue plowing and adding compost heaps. The main attention should be given to your stock; see that stables are warm, and attend to the feeding yourself. Repair buildings, implements and fences. Have everything in good order, and you will be able to enjoy the joyous Christmas-tide.

Virginia Grown Seed Corns

Our stocks of Seed Corn are all Virginia grown, planted and raised especially for seed purposes, carefully selected, nubbed, fanned and graded, and will meet the requirements of the most fastidious corn grower.



BOONE COUNTY WHITE—This is an early maturing, large yielding variety, suitable for uplands, and is a great favorite in some sections. It makes a large, well-filled ear with deep kernels, foliage abundant, good, strong growing stalk.
Per quart, 15c.; peck, 60c.; bushel, \$2.00.

VIRGINIA WHITE DENT—This is the old standard variety grown throughout Virginia. Makes large ears, deep grain and rather small cob, with heavy growth of stalk and fodder, making it also a very valuable ensilage corn. Our stock is grown by one of the most careful and successful James River farmers, and will be found *true to name* and of very high germinating power.
Per quart, 15c.; peck, 50c.; bushel, \$1.50

HICKORY KING—A good corn well adapted to our thin uplands; bearing three to four solid ears to each stalk. The grain is large and broad, and cob so small that a grain of the corn will completely cover the end of it. While the ears are not large enough to place this corn in the heavy yielding class, it will give better results on poor lands than any other variety.
Per quart, 15c.; peck, 60c.; bushel, \$2.00.

"POOR LAND" CORN—This is not a pure bred corn, but a cross between Hickory King and Shoe Peg; and the result has given us a splendid corn for general purposes. The corn retains partly the prolific quality of Hickory King and the size of ear and depth of grain of the Shoe Peg, and has gained its name through the fact that it will produce a good crop of well filled ears on the general run of our high lands, and give good results where most other varieties would practically fail.
Per quart, 15c.; peck, 50c.; bushel, \$1.75.

THOMPSON PROLIFIC—One of the best of the prolific varieties, and gaining in favor each year. Unlike most prolifics, it does well on uplands, yielding two, three and four ears to each stalk, with an abundance of fodder. Our stock of this corn is grown and selected by the originator, and we recommend it especially as a splendid corn for fertile high lands.
Per quart, 15c.; peck, 60c.; bushel, \$1.75.

COLLIER'S EXCELSIOR—Similar in character to Boone County, but hardier and not inclined to rot as easily. Generally considered a better corn than the Boone County. Per quart 15c.; per peck 60c.; per bushel \$1.75.

COCKE'S PROLIFIC—Considered one of the best and heaviest yielding varieties, and on good fertile soils, especially river low grounds, it will make enormous yields of both grain and feed, but we do not recommend it for the general run of high lands, as it requires a greater amount of both moisture and fertility than our uplands afford.
Per quart, 15c.; peck, 60c.; bushel, \$1.75.

MAMMOTH TWIN—This is a fine upland corn, lately introduced by us in this section, and those who have given it a trial are greatly pleased with it. The ears are very large, kernels deep and broad, rather large cob, vigorous, upright growing stalk, with broad, abundant fodder. As the name implies, it is a two-ear corn, from fifty to seventy per cent., producing two well filled ears to each stalk, with rarely a barren stalk in the entire field.
Per quart, 20c.; peck, 75c.; bushel, \$2.00.

VIRGINIA ENSILAGE—This corn makes a larger growth and more fodder than any other variety grown, and is largely planted, both North and South, for ensilage, for which purpose it is unequalled.
Per quart, 15c.; peck, 50c.; bushel, \$1.50.

YELLOW VARIETIES


IMPROVED GOLDEN DENT—This well known and popular corn yields from two to three ears of deep golden-yellow grain, does well under general conditions, and on account of its early maturity and nutritious quality has become a very valuable corn. Throughout the South, especially for late planting, as it can be put in successfully after the season is too far advanced for the white varieties.
Per quart, 15c.; peck, 60c.; bushel, \$1.75.

GATE POST YELLOW—A very deep grained yellow corn, large, well filled ears with moderately small cob, medium height stalk, generally bearing two ears. An early maturing corn, and fast becoming a great favorite.
Per quart, 15c.; peck, 60c.; bushel, \$1.75.

EARLY LEAMING—A fine, early-maturing yellow corn, with small stalk, and bearing two to three well filled ears of deep grain to each stalk. Can be planted later than any other field corn.
Per quart, 15c.; peck, 60c.; bushel, \$1.75.

Maine Grown Seed Potatoes

Selected Seed Stocks, grown especially for seed purposes, by the best and most careful seed potato grower in Aroostook County, Maine. Purity and quality considered before price. Prices on potatoes fluctuate, and are subject to market changes.



Irish Cobbler—The favorite above all others as an extra early market potato. The tubers are large, smooth and round, meat creamy white; very few eyes, and of fine quality; a good yielder and considered the most profitable potato for market gardeners. Price, per bushel \$1.50; per 11-peck bag \$3.75.

Second Crop Irish Cobbler—As the name implies, this is the second crop of same year of the Maine grown Irish Cobbler, and is planted extensively by market gardeners. Being smaller in size, the second crop will plant about one-third more ground than the first crop, and many truckers claim they get better results and more potatoes. Our stock of these potatoes is exceptionally fine, but very limited in quantity. Price, per bushel \$1.50; per 10-pk. bbl. or bag \$3.75.

Red Bliss or Triumph—An extra early potato, round shape, pink skin, white meat, and good quality. One of the surest and most productive varieties, and highly recommended for home use, but does not sell as readily on our local markets on account of its pinkish appearance. Price, per bushel \$1.40; per 11-peck bag \$3.50.

Early Ohio—Considered by many to be the finest quality potato in cultivation. Produces large size tubers, with very few small ones on vines; skin has a slightly pink tinge, smooth surface, oblong in shape, and of fine appearance. A good yielder and a good keeper. Medium early. Price, per bushel \$1.50; per 11-peck bag \$3.75.

Pride of South or White Bliss—Similar to Red Bliss in every particular except the skin, which is white with pinkish eye. A heavy yielder, fine eating quality and a favorite for market. Price, per bushel \$1.50; per 11-peck bag \$3.75.

Extra Early Sunlight—A pure white, extra early variety of superior quality, oblong in shape, good yielder and a favorite wherever grown. Price, per bushel \$1.50; per 11-peck bag \$3.75.

Beauty of Hebron—A second early potato, oblong in shape, rather deep set eyes, pink and white skin, and very productive. Price, per bushel \$1.40; per 11-peck bag \$3.75.

Houlton Early Rose—The genuine Early Rose, and not to be compared with Western stocks, as it is much earlier, more prolific, and a better potato in every respect. Price, per bushel \$1.50; per 11-peck bag \$3.75.

Green Mountain—The favorite potato throughout the South for late planting. Large, pure white, oval shaped tubers of fine eating quality; a good yielder and keeper. Price, per bushel \$1.50; per 11-peck bag \$3.75.

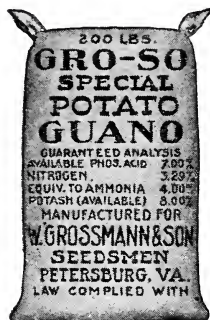
Improved White Peach Blow—This is the heaviest yielding variety in cultivation, and is growing in favor yearly for late planting. Oblong in shape, pure white meat, pinkish skin, and good eating quality. It grows to large size, and its keeping qualities are unequalled. Price, per bushel \$1.50; per 11-peck bag \$3.75.

COLD STORAGE POTATOES

In order to have seed potatoes in sound, firm and vigorous condition for late planting from June to August, we carry a stock of the most desirable varieties in cold storage, and we shall be glad to quote our customers at any time on the variety and quantity desired, same to be kept in cold storage until such time as the customer may order them to be shipped out.

"GRO-SO" POTATO GUANO

Increases the yield, produces larger and more uniform size, makes a better quality potato.



This is without exception the best and most complete guano manufactured especially for the purpose of growing potatoes to perfection. Our truckers in this section have had such marked improvement in the results of their potato crops through the use of Gro-So Special Potato Guano, that they feel they cannot afford to plant potatoes without using it, and each season we average an output of one 200-lb. bag of "Gro-So" for every bag of potatoes sold.

Guaranteed analysis of "Gro-So" Special Potato Guano.

Available Phosphoric Acid.....7 to 9 per cent.
Ammonia.....4 to 5 per cent.
Potash.....8 to 9 per cent.

Price of "Gro-So" Special Potato Guano

Per 200-lb. bag.....	\$ 3.75
Per ½ Ton.....	18.50
Per ton.....	36.00

SEED SWEET POTATOES

NANCY HALL—A pumpkin yam of finest quality; early maturing and good yielder.

WHITE YAM—The standard variety for general crop purposes.

YELLOW BARK—A dry mealy potato of fine table quality, and much desired by those who do not like a soft sweet potato.

EARLY REDS—An extra early variety, generally planted to catch the earliest market. Quality not considered as good as the other varieties.

Prices on Sweet Potatoes fluctuate. Write for quotations in season.

Try a Barrel of our Second Crop Irish Cobbler Potatoes
with a 200-lb. Bag of "Gro-So" Special
Potato Guano.

W. GROSSMANN & SON'S

DESCRIPTIVE RETAIL PRICE LIST

OF

High-Grade Vegetable Seeds True to Name

A specially selected list of varieties proven through practical tests to give best results for Virginia and the South

ARTICHOKE.

JERUSALEM—Grown from roots or tubers for stock and hog food. Plant and cultivate like potatoes; special prices on large lots. Qt., 20 cts.; pk., 50 cts.; bu., \$1.25.

ASPARAGUS.

PALMETTO—Favorite and earliest variety for Virginia. Oz., 5 cts.; 1-4 lb., 15 cts.; 1 lb., 40 cts.

CONOVER'S COLOSSAL—A standard variety, large and tender stalks. Oz., 5 cts.; 1-4 lb., 15 cts.; 1 lb., 40 cts.

ASPARAGUS ROOTS—2 years old. 75 cts. per 100; \$4 per 1,000.



Extra Early Red Valentine

DWARF SNAP BEANS.

EXTRA EARLY RED VALENTINE—(Our Improved strain), one of the earliest and best; pods round and fleshy. Qt., 20 cts.; pk., \$1.25; bu., \$4.00.

BURPEE'S STRINGLESS GREEN POD—Absolutely stringless, extra early and fine quality. Qt., 20 cts.; pk., \$1.50; bu., \$5.50.

BLACK VALENTINE—Extra early, very hardy, round podded, a great favorite. Qt., 20 cts.; pk., \$1.50; bu., \$6.00.

GIANT STRINGLESS GREEN POD—A larger strain of the Stringless, not quite as early, but fine quality. Qt., 20 cts.; pk., \$1.40; bu., \$5.00.

EARLY YELLOW SIX WEEKS—An old standard, early variety, flat podded; hardy. Qt., 20 cts.; pk., \$1.20; bu., \$4.00.

IMPROVED GOLDEN WAX—The standard stringless wax variety, unequalled for table use. Qt., 20 cts.; pk., \$1.40; bu., \$5.00.



Improved Black Wax

BLACK WAX—Round podded, stringless, and fine in flavor. Qt., 20 cts.; pk., \$1.40; bu., \$5.00.

WEBER WAX—Long, fleshy pod, transparent, yellow color, a good bearer, with fine flavor. Qt., 25 cts.; pk., \$1.40; bu., \$5.00.

POLE OR CORN-FIELD SNAP BEANS

OLD HOMESTEAD OR KENTUCKY WONDER—Earliest and best Pole Snap; very prolific and excellent flavor. Quart 25 cts.; peck \$1.50.


WHITE CREASE-BACK—Standard variety; good bearer; stringless. Quart 25 cts.; peck \$1.50.

LAZY WIFE—Very productive and fine eating quality, pods are thick and fleshy and are produced in great clusters on the vine, which bears until frost. Quart 25 cts.; peck \$1.50.



DWARF LIMA BEANS.

HANOVER IMPROVED BUSH LIMA. (True Stock)—The best of all bush butter beans; larger than the old variety; early and very productive. Qt., 25 cts.; pk., \$1.75.



HENDERSON BUSH LIMA—The original small, bush butter bean. Qt., 25 cts.; pk., \$1.50.

BURPEE'S BUSH LIMA—The best bush variety of the large lima bean; heavy yielder. Qt., 30 cts.; pk., \$2.

POLE LIMA BEANS.

SMALL LIMA OR POLE BUTTER BEAN—Standard variety; earlier and more productive than the large lima. Qt., 20 cts.; pk., \$1.50.

IMPROVED POLE LIMA—Medium sized, fat, chunky bean, fine flavor, very prolific, will continue bearing until frost, very highly recommended. Qt., 30 cts.; pk., \$1.75.


KING OF GARDEN—Large size beans, good bearer, an old favorite. Qt., 30 cts.; pk., \$1.75.

BEETS.

DETROIT DARK RED—A fine turnip beet, of dark red color, and fine quality recommended for market and table. Oz., 10 cts.; ¼ lb., 20 cts.; 1 lb., 65 cts.

CRIMSON GLOBE—Market truckers' favorite, early crimson, perfect smooth globe. Oz., 10 cts.; ¼ lb., 20 cts.; 1 lb., 65 cts.

EGYPTIAN (CROSBY'S)—Extra early, deep red, fine for earliest market. Oz., 10 cts.; ¼ lb., 20 cts.; 1 lb., 65 cts.



Extra Early Eclipse

EXTRA EARLY ECLIPSE—Most popular beet grown, globe shaped, dark red, extra early. Oz., 10 cts.; ¼ lb., 20 cts.; 1 lb., 65 cts.

IMP. EARLY BLOOD TURNIP—Smooth and even growing, blood red, fine quality. Oz., 10 cts.; ¼ lb., 20 cts.; 1 lb., 65 cts.


MAMMOTH LONG RED—The best stock beet, grows to enormous size and keeps well. Oz., 5 cts.; ¼ lb., 15 cts.; 1 lb., 35 cts.

SWISS CHARD—A vegetable belonging to the beet family, but is not grown for its roots. The leaves make a very fine salad similar to spinach in taste, while the stems can be cooked like asparagus, thus combining two distinct vegetables in one. Should be in every garden. Oz., 10 cts.; ¼ lb., 25 cts.; 1 lb., 65 cts.

CABBAGE.

EARLY YORK—Earliest cabbage, small but hard heads. Oz., 15 cts.; ¼ lb., 50 cts.; 1 lb., \$1.50.


SELECTED EARLY JERSEY WAKEFIELD—(W. G. and Sons' special strain). The most popular early market cabbage; heads good size and solid. Oz., 20 cts.; ¼ lb., 50 cts.; 1 lb., \$1.65.



Charleston Wakefield

CHARLESTON WAKEFIELD—(W. G. and Son's special strain). Not quite as early, but much larger than the Jersey Wakefield; sure header and a fine cabbage. Oz., 20 cts.; ¼ lb., 50 cts.; 1 lb., \$1.50.

EUREKA—The earliest flat head cabbage grown, solid, good sized heads. Oz., 20 cts.; ¼ lb., 50 cts.; 1 lb., \$1.50.



Large Late Drumhead

PREMIUM LATE FLAT DUTCH—(W. G. and Son's special strain). The best and most popular late cabbage grown; always a sure header, large and solid; good keeper. Oz., 20 cts.; ¼ lb., 50 cts.; 1 lb., \$1.50.

EARLY FLAT DUTCH—One of the best medium early; large solid flat heads. Oz., 20 cts.; ¼ lb., 60 cts.; 1 lb., \$1.50.

EARLY DRUMHEAD—Medium early, sure header, large solid heads. Oz., 15 cts.; ¼ lb., 50 cts.; 1 lb., \$1.50.

ALL SEASONS—A fine cabbage for Summer or Fall crop, very large, solid heads. Oz., 15 cts.; ¼ lb., 50 cts.; 1 lb., \$1.50.

HENDERSON'S SUCCESSION—One of the best large flat head varieties; very popular. Oz., 20 cts.; ¼ lb., 50 cts.; 1 lb., \$1.60.




Premium Late Flat Dutch

LARGE LATE DRUMHEAD—Large, round, solid heads; a fine late variety. Oz., 15 cts.; ¼ lb., 50 cts.; 1 lb., \$1.50.

DANISH BALL HEAD—A fine winter cabbage, hardiest and heaviest head of all. Oz., 25 cts.; ¼ lb., 75 cts.; 1 lb., \$2.50.

CARROTS.



Danver's Half Long

DANVER'S HALF LONG—Dark orange, smooth, very popular. Oz., 10 cts.; ¼ lb., 25 cts.; 1 lb., 75 cts.

OXHEART—Fine flavored, oval, 3 to 4 inches long. Oz., 10 cts.; $\frac{1}{4}$ lb., 25 cts.; 1 lb., 75 cts.

EARLY SCARLET HORN—Smooth, early variety; fine for market or table. Oz., 10 cts.; $\frac{1}{4}$ lb., 25 cts.; 1 lb., 75 cts.

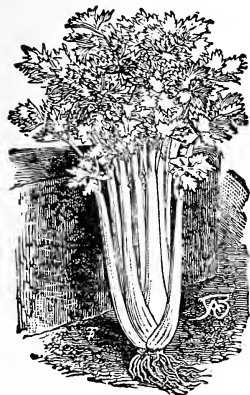
CHANTENAY—One of the best for market or table. Oz., 10 cts.; $\frac{1}{4}$ lb., 25 cts.; 1 lb., 75 cts.

IMPROVED LONG ORANGE—Long, smooth, tapering roots; fine keeper, good for table or stock food. Oz., 10 cts.; $\frac{1}{4}$ lb., 25 cts.; 1 lb., 75 cts.

CELERY.

GOLDEN SELF BLANCHING—Large, compact growth, crisp and early blanched. Oz., 25 cts.; $\frac{1}{4}$ lb., 75 cts.

GIANT PASCAL—The best for general and late crop. Large crisp stalks; fine keeper. Oz., 20 cts.; $\frac{1}{4}$ lb., 50 cts.; 1 lb., \$1.50.



White Plume

WHITE PLUME—Early, self blanching and easily worked. Fine for early market. Oz., 20 cts.; $\frac{1}{4}$ lb., 50 cts.; 1 lb., \$1.50.

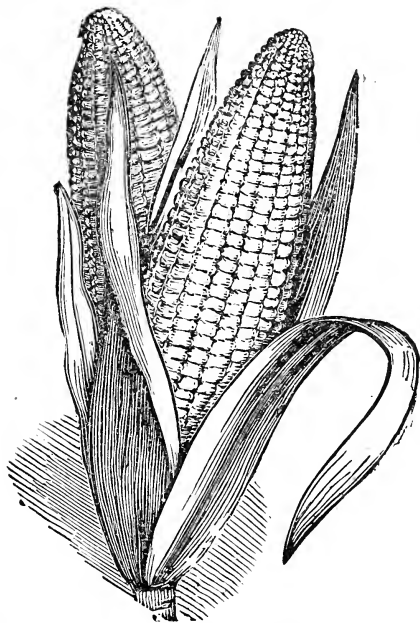
GARDEN AND SWEET CORN.

EARLY WHITE EVERGREEN—Decidually one of the best and sweetest of all sugar corn; large, uniform ears, very tender. Qt., 20 cts.; pk., \$1.00.


IMPROVED ADAMS EARLY—Similar to Adams Early. Larger ear and perhaps a few days later maturing. Per doz. ears, 30 cts.

PANAMA—One of the most delicious garden corns grown; ears large and well filled, of a creamy white color, tender and sweet. Remains in roasting ear state much longer than other varieties. Matures same as Truckers' Favorite. Per doz. ears, 30 cts.

SOUTHERN SNOWFLAKE—A beautiful large ear corn, with deep, soft, pure, white grains; almost as early as Truckers' Favorite, and grows much larger on same soil. Per doz. ears, 50 cts.



Early White Evergreen



Trucker's Favorite

TRUCKER'S FAVORITE—A fine, large eared, early corn, most desirable for market or table. Dozen ears, 30 cts.; qt., 15 cts.; pk., 75 cts.

ADAMS EARLY—Few days later than Extra Early Adams, but much larger ear, popular with market gardeners. Dozen ears, 30 cts.; qt., 20 cts.; pk., 85 cts.

STOWELL'S EVERGREEN—The most popular sweet corn for general crop. Qt., 20 cts.; pk., \$1.00.

COUNTRY GENTLEMAN—Fine quality; 2 to 3 ears to stalk; very sweet. Qt., 20 cts.; pk., \$1.00.

ADAMS EXTRA EARLY—The earliest garden corn. Small ear and stalk. Dozen ears, 30 cts.

POPCORN.

WHITE RICE—Very popular; pops pure white. Dozen ears, 25 cts.

MAPLEDALE PROLIFIC—Good yielder; sweet and tender. Dozen ears, 25 cts.

COLLARDS.

NORTH CAROLINA SHORT STEM—Hardy and fine flavored, large leaves, short stems. Oz., 10 cts.; $\frac{1}{4}$ lb., 25 cts.; 1 lb., 75 cts.


GEORGIA—Well known, standard variety. Oz., 10 cts.; $\frac{1}{4}$ lb., 20 cts.; 1 lb., 50 cts.

CUCUMBERS.

ARLINGTON WHITE SPINE—One of the best for market or table. Early and well shaped. Oz., 5 cts.; $\frac{1}{4}$ lb., 20 cts.; 1 lb., 60 cts.

IMPROVED LONG GREEN—Long and smooth. Dark green. Standard for all purposes. Oz., 5 cts.; $\frac{1}{4}$ lb., 20 cts.; 1 lb., 60 cts.

GREEN SHIPPER—A superior variety for table or market. Dark green and smooth. Oz., 10 cts.; $\frac{1}{4}$ lb., 25 cts.; 1 lb., 75 cts.



Short Green Pickling

SHORT GREEN PICKLING—Very prolific, short and green; fine for pickles. Oz., 5 cts.; $\frac{1}{4}$ lb., 15 cts.; 1 lb., 50 cts.

BUR OR GHERKIN—Round and prickly; used for pickling only. Package, 5 cts.; oz., 20 cts.


DAVIS PERFECT—An extra early variety of smooth shape, fine quality; dark glossy green and very prolific. Oz., 10 cts.; $\frac{1}{4}$ lb., 25 cts.; 1 lb., 75 cts.

ENDIVE.

GREEN CURLED—The best variety for table or market. Oz., 15 cts.

EGG PLANT.

N. Y. IMPROVED—The best and standard variety. Package, 10 cts.; oz., 30 cts.




Black Beauty

BLACK BEAUTY—About ten days earlier than above variety; rich, lustrous, purplish black color. Package, 10 cts.; oz., 30 cts.

KALE.

CURLED SIBERIAN—Best winter variety; curled and good flavor. Oz., 5 cts.; $\frac{1}{4}$ lb., 15 cts.; 1 lb., 40 cts.



Curled Siberian Kale

CURLED SCOTCH—A fine curled, light green variety; excellent for market or shipping. Oz., 5 cts.; $\frac{1}{4}$ lb., 15 cts.; 1 lb., 50 cts.

SPRING OR SMOOTH—Hardy and quick growing. Can be drilled or broadcast. $\frac{1}{4}$ lb., 10 cts.; 1 lb., 15 cts.

KOHL RABI.

EARLY WHITE VIENNA—White and tender. Best variety. Package, 5 cts.; oz., 20 cts.

LEEK.

AMERICAN FLAG—Large thick stems, good flavor. Oz., 10 cts.

LETTUCE.

IMPROVED BIG BOSTON—The favorite for forcing or general crop. Solid heads. Oz., 15 cts.; $\frac{1}{4}$ lb., 30 cts.; 1 lb., \$1.00.

CALIFORNIA BUTTER—Makes a hard, white head; very tender. Oz., 10 cts.; $\frac{1}{4}$ lb., 25 cts.; 1 lb., 75 cts.

WHITE CABBAGE—Very hardy, large solid head. Oz., 10 cts.; $\frac{1}{4}$ lb., 25 cts.; 1 lb., 75 cts.

EARLY CURLED SIMPSON—Loose and tender heads. Oz., 10 cts.; $\frac{1}{4}$ lb., 25 cts.; 1 lb., 75 cts.

HANSON—An early curled variety, forming large solid heads, crisp and tender. Oz., 10 cts.; $\frac{1}{4}$ lb., 25 cts.; 1 lb., 75 cts.

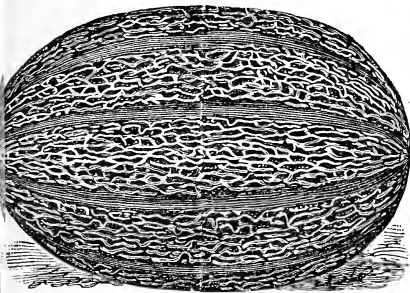
CANTALOUPE OR MUSKMELON.

NETTED GEM—(W. G. and Son's special strain). A larger and improved type of the old Netted Gem. Oz., 10 cts.; $\frac{1}{4}$ lb., 20 cts.; 1 lb., 60 cts.

ROCKY FORD—(True Stock). Round and small. Heavily netted; very fine flavored. Oz., 10 cts.; $\frac{1}{4}$ lb., 25 cts.; 1 lb., 75 cts.

EXTRA EARLY HACKENSACK—Standard early variety. Large size, heavily netted, good flavor. Oz., 10 cts.; $\frac{1}{4}$ lb., 20 cts.; 1 lb., 60 cts.

ANNE ARUNDEL—One of the best of the old standard varieties; grows medium to large size, well netted and fine quality. A good shipping melon. Oz., 10 cts.; $\frac{1}{4}$ lb., 25 cts.; 1 lb., 75 cts.



Blue Gem Rocky Ford

BLUE GEM ROCKY FORD—An improvement on the old type Rocky Ford, being two weeks earlier, more productive, a little larger in size, and very heavily netted. Undoubtedly the best melon of this type in cultivation. Oz., 10 cts.; $\frac{1}{4}$ lb., 35 cts.; 1 lb., \$1.00.

EXTRA EARLY HANOVER—Earliest grown; medium size, green flesh. Oz., 10 cts.; $\frac{1}{4}$ lb., 25 cts.; 1 lb., 90 cts.

BALTIMORE OR ACME—Oval, green flesh. Good market variety. Oz., 10 cts.; $\frac{1}{4}$ lb., 20 cts.; 1 lb., 60 cts.

LARGE HACKENSACK—Large size, good quality. Old favorite. Oz., 10 cts.; $\frac{1}{4}$ lb., 20 cts.; 1 lb., 60 cts.

EARLY NUTMEG—Small size, thickly netted, prolific bearer. Oz., 10 cts.; $\frac{1}{4}$ lb., 20 cts.; 1 lb., 60 cts.

PERFECTION—Oblong, green flesh, fine quality. Good all-round melon. Oz., 10 cts.; $\frac{1}{4}$ lb., 30 cts.; 1 lb., 90 cts.

PAUL ROSE—One of the finest of the salmon fleshed varieties. Slightly oval in shape, with deep flesh of the most delicious flavor. Oz., 10 cts.; $\frac{1}{4}$ lb., 25 cts.; 1 lb., 75 cts.

BANANA—A long salmon fleshed variety, having the fragrance of the banana, and of fine flavor. Oz., 10 cts.; $\frac{1}{4}$ lb., 25 cts.; 1 lb., 75 cts.

WATERMELONS.


GEORGIA RATTLESNAKE—Long, striped, hardy and early. Crimson meat. Oz., 10 cts.; $\frac{1}{4}$ lb., 20 cts.; 1 lb., 60 cts.

KLECKLY'S SWEET—Early, oblong, fine melon. A leader for table or home market. Oz., 10 cts.; $\frac{1}{4}$ lb., 20 cts.; 1 lb., 60 cts.

BLUE GEM—Very large and productive. A good shipper. Oz., 10 cts.; $\frac{1}{4}$ lb., 20 cts.; 1 lb., 60 cts.

GRAY MONARCH—One of the largest and best shipping melons. Good quality. Oz., 10 cts.; $\frac{1}{4}$ lb., 20 cts.; 1 lb., 60 cts.

JACKSON—One of the sweetest grown. Long, mottled, green skin, red meat. Oz., 10 cts.; $\frac{1}{4}$ lb., 20 cts.; 1 lb., 60 cts.



Florida Favorite

FLORIDA FAVORITE—Long, striped melon, fine flavor and an old favorite. Oz., 10 cts.; $\frac{1}{4}$ lb., 20 cts.; 1 lb., 60 cts.

JONES—Large, good bearer, fine quality. Oz., 10 cts.; $\frac{1}{4}$ lb., 20 cts.; 1 lb., 60 cts.

TOM WATSON—An early long green melon, flesh bright red and very sweet; a great favorite for market or shipping. Oz., 10 cts.; $\frac{1}{4}$ lb., 25 cts.; 1 lb., 75 cts.

MUSTARD.

SOUTHERN GIANT CURLED—The best and favorite for salad throughout the South. Oz., 5 cts.; $\frac{1}{4}$ lb., 15 cts.; 1 lb., 45 cts.

OKRA.

DWARF WHITE VELVET—Pods large round and smooth; very prolific. Oz., 5 cts.; $\frac{1}{4}$ lb., 15 cts.; 1 lb., 40 cts.

TALL GREEN—Long pods; grows 3 to 4 ft. high. Oz., 5 cts.; $\frac{1}{4}$ lb., 15 cts.; 1 lb., 40 cts.

ONION SEED.



Silver Skin

SILVER SKIN—Pure white, mild. A great favorite. Oz., 15 cts.; $\frac{1}{4}$ lb., 50 cts.; 1 lb., \$1.50.

YELLOW GLOBE DANVERS—Large globe shaped. Good keeper. Oz., 15 cts.; $\frac{1}{4}$ lb., 40 cts.; 1 lb., \$1.25.

LARGE RED WETHERSFIELD—Medium early; flesh purplish white. A good onion. Oz., 15 cts.; $\frac{1}{4}$ lb., 40 cts.; 1 lb., \$1.25.

ONION SETS.


SILVERSKIN—32 lbs. per bushel. Qt., 20 cts.; pk., 75 cts.; bu., \$2.50.

YELLOW DANVERS—32 lbs. per bushel. Qt., 15 cts.; pk., 75 cts.; bu., \$2.25.

POTATO ONION—A sure and good paying crop. Qt., 15 cts.; pk., \$1.00; bu., \$3.50.

WHITE PEARL—Plant out only in Fall. Qt., 15 cts.; pk., 75 cts.

PARSLEY.



Double Moss Curled Parsley


DOUBLE MOSS CURLED—Beautifully curled, favorite variety. Oz., 10 cts.; $\frac{1}{4}$ lb., 20 cts.; 1 lb., 50 cts.

SMOOTH LEAVED—Very hardy and stronger in flavor than the curled. Oz., 10 cts.; $\frac{1}{4}$ lb., 20 cts.; 1 lb., 50 cts.

PARSNIPS.

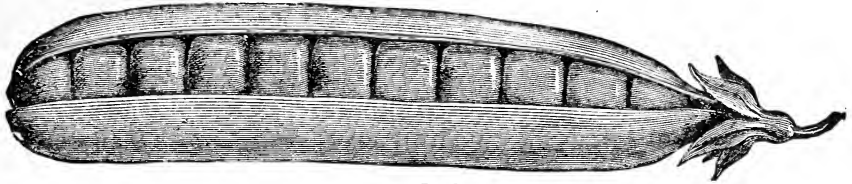
IMPROVED HOLLOW CROWN—The standard and best variety. Oz., 5 cts.; $\frac{1}{4}$ lb., 15 cts.; 1 lb., 35 cts.

GARDEN OR ENGLISH PEAS.



First and Best

FIRST AND BEST—(W. G. & Son's selected stock.) The standard extra early market variety. Qt., 20 cts.; pk., \$1.40; bu., \$5.00.



Pot Lash

TELEPHONE—Very productive and fine flavor, long pods containing 6 to 7 peas. A splendid variety for late crop.. Qt., 25 cts.; pk., \$1.50; bu., \$5.50.

POT LASH—Undoubtedly the best wrinkled variety; large pods, peas sweet and luscious; unequalled for table use. Qt., 30 cts.; pk., \$2.00; bu., \$6.50.

ALASKA—(True Extra Early.) One of the best and most popular extra early. Qt., 20 cts.; pk., \$1.40; bu., \$5.00.

PHILADELPHIA EXTRA EARLY—An old standard extra early. Qt., 20 cts.; pk., \$1.40; bu., \$5.00.

BLACK EYED MARROWFAT—The best large late variety. Qt., 20 cts.; pk., \$1.10; bu., \$4.00.

GRADUS—The best early wrinkled variety, large pod, delicious flavor. Qt., 35 cts.; pk., \$2.00; bu., \$7.50.

IMPROVED STRATAGEM—One of the best, large podded, wrinkled varieties, for main crop. Sweet and delicious. Qt., 30 cts.; pk., \$2.00; bu., \$6.50.

PEPPER.

RUBY KING—Bright red, mild, also used as salad. Oz., 20 cts.; $\frac{1}{4}$ lb., 60 cts.; 1 lb., \$1.75.

BELL OR BULL NOSE—Similar to Ruby King, but larger. Oz., 20 cts.; $\frac{1}{4}$ lb., 50 cts.; 1 lb., \$1.50.

RED CLUSTER—Hot; Coral red in clusters. Oz., 20 cts.; $\frac{1}{4}$ lb., 50 cts.

LONG RED CAYENNE—Long, bright red pods, hot. Best for seasoning. Oz., 20 cts.; $\frac{1}{4}$ lb., 50 cts.; 1 lb., \$1.50.

CHINESE GIANT—The largest and finest mild red variety, very productive, flesh mild, sweet as an apple. Oz., 30 cts.; $\frac{1}{4}$ lb., \$1.00; 1 lb., \$3.00.

PUMPKIN.

LARGE CHEESE—A large variety, well known and popular. Oz., 5 cts.; $\frac{1}{4}$ lb., 15 cts.; 1 lb., 35 cts.

VIRGINIA MAMMOTH—Rich, golden color, very large and a good keeper. Oz., 5 cts., $\frac{1}{4}$ lb., 15 cts.; 1 lb., 50 cts.

CONNECTICUT FIELD—Old standard variety for stock or table. Oz., 5 cts.; $\frac{1}{4}$ lb., 15 cts.; 1 lb., 30 cts.

RHUBARB ROOTS.

The easiest and best way to get in stock is to buy the roots and plant out. Every garden should have a few rhubarb plants in it. 10c. each; \$1.00 per dozen.

RADISH.

CRIMSON GLOBE—One of the most popular for early market. Oz., 5 cts.; $\frac{1}{4}$ lb., 15 cts.; 1 lb., 45 cts.

EARLY SCARLET TURNIP—Small, round, crisp and tender; rapid grower. Oz., 5 cts.; $\frac{1}{4}$ lb., 15 cts.; 1 lb., 40 cts.



Early White Tipped

EARLY WHITE TIPPED SCARLET TURNIP—Same as Scarlet Turnip except has white top. Oz., 5 cts.; $\frac{1}{4}$ lb., 15 cts.; 1 lb., 35 cts.

EARLY WHITE TURNIP—White flesh and skin, very tender. Oz., 5 cts.; $\frac{1}{4}$ lb., 15 cts.; 1 lb., 35 cts.

FRENCH BREAKFAST—Red tipped with white, quick grower. Oz., 5 cts.; $\frac{1}{4}$ lb., 15 cts.; 1 lb., 40 cts.

LONG SCARLET—Long bright Scarlet. Oz., 5 cts.; $\frac{1}{4}$ lb., 15 cts.; 1 lb., 40 cts.

GOLDEN GLOBE—Very large, crisp and tender. Stands hot weather well. Oz., 5 cts.; $\frac{1}{4}$ lb., 15 cts.; 1 lb., 40 cts.

ROSE CHINA WINTER—Rose colored, white flesh. The best for winter use. Oz., 5 cts.; $\frac{1}{4}$ lb., 15 cts.; 1 lb., 35 cts.

ROUND BLACK SPANISH—A favorite winter Radish; quite hot. Oz., 5 cts.; $\frac{1}{4}$ lb., 15 cts.; 1 lb., 35 cts.

LONG WHITE VIENNA—Long white tapering roots. Crisp and tender. Oz., 5 cts.; $\frac{1}{4}$ lb., 15 cts.; 1 lb., 35 cts.

SALSIFY.

MAMMOTH SANDWICH ISLAND—Decidedly the best for market and table. Oz., 10 cts.; $\frac{1}{4}$ lb., 25 cts.; 1 lb., 75 cts.

SPINACH.

NORFOLK SAVOY OR BLOOMSDALE. The best variety, hardy, curled leaves. Oz., 5 cts.; $\frac{1}{4}$ lb., 10 cts.; 1 lb., 25 cts.

LONG STANDING—An old standard, good for Fall or Spring. Oz., 5 cts.; $\frac{1}{4}$ lb., 10 cts.; 1 lb., 20 cts.

SQUASH OR CYMLING.

EARLY WHITE BUSH—(True strain.) Earliest and best for market or table. Oz., 5 cts.; $\frac{1}{4}$ lb., 15 cts.; 1 lb., 45 cts.

EARLIEST PROLIFIC—Earliest white bush cymling in cultivation. Very prolific, a favorite with market gardeners. Oz., 10 cts.; $\frac{1}{4}$ lb., 25 cts.; 1 lb., 75 cts.

GIANT SUMMER CROOKNECK—Bright yellow squash of fine flavor. Oz., 5 cts.; $\frac{1}{4}$ lb., 15 cts.; 1 lb., 50 cts.


HUBBARD—A fine squash for winter use. Good keeper. Oz., 5 cts.; $\frac{1}{4}$ lb., 15 cts.; 1 lb., 50 cts.

TOMATO.

JUNE PINK—One of the earliest varieties, beautiful pink color, smooth and prolific. Oz., 15 cts.; $\frac{1}{4}$ lb., 50 cts.; 1 lb., \$1.50.

EARLIANA—The earliest bright red variety. Smooth and productive. Oz., 15 cts.; $\frac{1}{4}$ lb., 50 cts.; 1 lb., \$1.50.

MATCHLESS—An excellent variety for table, market or canning. Large, solid, very few seed and free from rot. One of the best for main crop. Oz., 20 cts.; $\frac{1}{4}$ lb., 50 cts.; 1 lb., \$1.50.



Early Acme

EARLY ACME—(True Stock.) Uniform, solid and smooth. Deservedly a great favorite. Oz., 15 cts.; $\frac{1}{4}$ lb., 50 cts.; 1 lb., \$1.50.

NEW STONE—Large and uniform size. One of the best for late planting. Oz., 15 cts.; $\frac{1}{4}$ lb., 50 cts.; 1 lb., \$1.50.

PERFECTION—A standard variety. Bright red and solid. Oz., 15 cts.; $\frac{1}{4}$ lb., 50 cts.; 1 lb., \$1.50.

PONDEROSA—The largest tomato grown. Bright red. Oz., 20 cts.; $\frac{1}{4}$ lb., 60 cts.; 1 lb., \$2.00.

TURNIP.

EXTRA EARLY MILAN—(Purple top and white), earliest varieties grown. Good for early market. Oz., 5 cts.; $\frac{1}{4}$ lb., 15 cts.; 1 lb., 45 cts.

EARLY PURPLE TOP FLAT—A good early variety for table or market. Oz., 5 cts.; $\frac{1}{4}$ lb., 10 cts.; 1 lb., 30 cts.

EARLY WHITE FLAT DUTCH—Similar to above, but pure white. Oz., 5 cts.; $\frac{1}{4}$ lb., 10 cts.; 1 lb., 30 cts.

IMPROVED PURPLE TOP WHITE GLOBE—The best and most popular variety for all purposes. Oz., 5 cts.; $\frac{1}{4}$ lb., 15 cts.; 1 lb., 35 cts.

WHITE EGG—Pure white, oval, solid meat, quick grower. Oz., 5 cts.; $\frac{1}{4}$ lb., 10 cts.; 1 lb., 30 cts.

LARGE WHITE NORFOLK—Fine for stock, table, or market. Will make salad also. Oz., 5 cts.; $\frac{1}{4}$ lb., 10 cts.; 1 lb., 30 cts.

AMBER GLOBE (IMPROVED)—A fine turnip for stock or table. Good keeper. Oz., 5 cts.; $\frac{1}{4}$ lb., 10 cts.; 1 lb., 30 cts.

YELLOW ABERDEEN (PURPLE TOP)—An old favorite for table or stock. Oz., 5 cts.; $\frac{1}{4}$ lb., 10 cts.; 1 lb., 30 cts.

PURPLE TOP RUTA BAGA—The best ruta бага for stock feeding or for table. Oz., 5 cts.; $\frac{1}{4}$ lb., 10 cts.; 1 lb., 35 cts.

SEVEN TOP—The standard salad turnip. Very hardy. Oz., 5 cts.; $\frac{1}{4}$ lb., 10 cts.; 1 lb., 30 cts.

SOUTHERN PRIZE—A great favorite. Makes large stalks of fine salad. Hardy. Oz., 5 cts.; $\frac{1}{4}$ lb., 15 cts.; 1 lb., 35 cts.

HERBS

LAVENDER—Package 5c.; oz. 15c.

SWEET MARJORAM—Package 5c.; oz. 15c.

SAGE—Package 5c.; oz. 15c.

THYME—Package 5c.; oz. 25c.

SAVORY—Package 5c.; oz. 15c.

DILL—Package 5c.; oz. 10c.

CARAWAY—Package 5c.; oz. 10c.

Lawn Grass and Lawn Requisites

Our Evergreen Lawn Mixture—The very finest mixture of suitable grasses for lawns. Withstands sun and droughts, and makes a smooth velvety sod. Per lb. 25c.; bu. of 14 lbs. \$2.50.

Permanent Lawn Grass—A very good mixture for permanent lawns. Per lb. 20c.; bu. of 14 lbs. \$2.00.

Shady Lawn Grass—This is a special mixture of grasses adapted for shady lawns, and will do well under trees and shrubs. Price per lb. 25c.; per bu. \$2.50.

Pure Raw Bone—The best and most permanent fertilizer for lawns. Should be used freely in the preparation of new lawns, and also applied at regular intervals to old and established sods. Price per 10-lb. package 25c.; 50-lb. bag \$1.00; 200-lb. bag \$3.50.



Spanish Seed Peanuts

We make a specialty of Hand Picked and Hand Shelled Spanish Peanuts for seed purposes. Our stocks are carefully selected, screened to a uniform size, and carefully handled throughout, insuring a seed of highest germinating qualities, and free from imperfect and split peas. Our peanut planters realize the superiority of our Hand Shelled stock over the general run of seed peanuts, as they can figure accurately and without loss, on the exact quantity required per acre to get a full and uniform stand. Price per pound, 10 cents; per bushel of 60 pounds, \$6.00.

Choice Flower Seeds

Ageratum.....	per pkg.	5c.
Alyssum (Sweet).....	" "	5c.
Asters, pure white.....	" "	10c.
Asters, mixed colors.....	" "	5c.
Asters, China.....	" "	5c.
Balsam (Touch Me Not).....	" "	5c.
Bachelor's Button.....	" "	5c.
Bl'k Eyed Susan (Thunbergia).....	" "	5c.
Blue Bottle (Centaurea).....	" "	5c.
Boston Ivey (Ampelopsis).....	" "	5c.
Begonia, mixed colors.....	" "	10c.
Calendula, mixed colors.....	" "	5c.
Calliopsis, mixed colors.....	" "	5c.
Candytuft, white.....	" "	5c.
Candytuft, mixed colors.....	" "	5c.
Canterbury Bells, mixed colors.....	" "	5c.
Carnation, Marguerite.....	" "	10c.
Carnation, mixed colors.....	" "	5c.
Castor Bean (Ricinus).....	" "	5c.
Coxcomb.....	" "	5c.
Cosmos, superb mixture.....	" "	10c.
Cosmos, mixed colors.....	" "	5c.
Cypress Vine, Climbers.....	" "	5c.
Daisy, mixed.....	" "	5c.
Dianthus, Pink.....	" "	5c.
Escholtzia (California Poppy) mixed.....	" "	5c.
Evening Glory, Moon Flower.....	" "	10c.
Everlastings.....	" "	5c.
Hollyhock.....	" "	5c.
Larkspur.....	" "	5c.
Kochia Burning Bush.....	" "	5c.
Marigold.....	" "	5c.
Mignonette.....	" "	5c.
Morning Glory, Japanese.....	" "	10c.
Morning Glory, mixed colors.....	" "	5c.
Nasturtiums, Tall, mixed col.....	" "	5c.
	1/4-lb. 20c.; per lb. 75c.	
Nasturtiums, Dwarf, mx. col.....	" "	5c.
	1/4-lb. 20c.; per lb. 75c.	
Pansies, superb mixture.....	" "	20c.
Pansies, choice mixture.....	" "	10c.
Pansies, general mixture.....	" "	5c.
Phlox, large flowering.....	" "	5c.
Poppy, large flowering.....	" "	5c.
Portulaca.....	" "	5c.
Salvia (Scarlet Sage).....	" "	10c.
Stocks.....	" "	5c.
Sweet Peas, superb mixture.....	" "	5c.
	Per 1/4-lb. 25c.; per lb. \$1.00.	
Sweet William, mixed colors.....	" "	5c.
Verbena, mixed colors.....	" "	5c.
Zinnia.....	" "	5c.

Field and Farm Seeds

THE SEEDING OF GRASS AND CLOVERS

To begin with, let us bear in mind that land requires as much careful preparation and attention for the seeding of these field crops, as it does for the smallest vegetable seeds, and that we cannot expect to harvest two to three tons of hay per acre on land that has not had the proper treatment and nourishment. We should get out of the old habit of making up our mind at the last moment to put this or that piece of land in grass or clover, because, as a rule, this or that land is not in proper condition for seeding; we should try to look and plan ahead from year to year, so our land may be ready and in such physical condition as to insure good returns for what we have done for it.

PREPARATION OF LAND.

Begin the preparation of land by feeding it, viz.: Adding humus through green fallow crops, such as cowpeas, crimson clover, vetch, etc.; any of these crops will more than pay for themselves in either cured or green feed, and the stubble turned under will enrich the soil in nitrogen and humus, as these plants obtain their supply of nitrogen from the air and give it to the soil. Should the land be thin, an application of three to four hundred pounds of acid phosphate per acre, will help to give these crops sufficient growth for the purposes desired.

Having supplied the land with food in the form of humus, we should give it a sweetener—Lime—an application of 1,000 to 2,000 pounds per acre, according to the character of the soil, will aid the land to digest the food given it, and will render available for the use of the grass and clover plants, the various plant foods contained in the soil. This application of lime should be turned under with the green fallow, or when land is disked preparatory for seeding. A further application of 400 to 500 pounds of Pure Raw Bone Meal per acre at seeding time, will increase the yield of hay and give longer life to the plants.

PLOWING, DISKING AND SEEDING.

In the seeding of grass and clovers, a firm, well-prepared seed bed is a most important factor, and to obtain this the land should be deeply fallowed and allowed to remain so for at least two weeks before touching further. This allows the ground to settle, weed seeds to sprout (which are afterwards killed by disking), and the air to penetrate the soil thoroughly; after this has been accomplished, disk the land thoroughly until the surface is in first-class condition; then sow the seed carefully, preferably with a Cahoon Seeder, and cover lightly to a depth of about one-half inch; then run the roller over the whole, unless the land is too wet or inclined to bake.

TIME OF SEEDING.

Grass and clovers can be seeded in Spring, in February, March and April, or in Fall, during the months of September and October. In Fall seeding it is customary to sow either oats, wheat or rye with it, which method affords two crops on same land, the grain crop being harvested in early Summer, and a cutting of hay being made later in the season. However, it is our belief that better results are obtained by seeding without grain, as generally the grain crop is removed from land during a hot dry spell, and the grass plants, tender from being shaded by the grain, are more or less damaged and killed by the hot sun, the result often being a poor stand, and consequently a short hay crop. A point in favor of the grain addition, however, is the protection the same affords the young grass during the Winter.

Grass and Clover Mixtures

In seeding, we strongly advise mixtures of grasses and clovers in place of only one variety, as being productive of better quality and heavier yields of hay, but care should be taken to use such varieties together as will suit the same soil and mature at about the same time, in order to secure the benefit of full growth of each variety.

We mix thousands of pounds of grasses and clovers for our customers each season, and we will take pleasure in suggesting suitable mixtures for various soils at any time on request.

The following four mixtures are especially recommended for the purposes as designated, as they have been thoroughly tested for years with never failing results. Thousands of pounds of these mixtures are sown by our farmers each year, and we are constantly receiving unsolicited praise and words of satisfaction from those who are using them.

OUR "UPLAND HAY MIXTURE"

This mixture is especially recommended for hay crop on light or loamy uplands, where it will always yield abundantly; but can also be used for permanent pasture. Composed of the following grasses and clovers:

Orchard Grass,
Tall Meadow Oat Grass,
Meadow Fescue Grass,
Red Top Grass,
Perennial Rye Grass,
Red Clover,
Alsike Clover.

Sow 30 to 35 lbs. per acre. Price, per lb. 18c.; 100 lbs. 15c. per lb.

OUR "LOWLAND HAY MIXTURE"

Especially proportioned for hay crop on stiff, heavy, or low lands, but will also make good pasture, or can be turned into pasture after cutting off hay crop. Composed of the following grasses and clovers:

Red Top Grass,
Timothy,
Meadow Fescue,
Tall Meadow Oat Grass,
Sapling Clover,
Alsike Clover.

Sow 30 lbs. per acre. Price per lb. 18c.; 100 lbs. 15c. per lb.

OUR "UPLAND PASTURE MIXTURE"

Recommended for permanent pastures on light loamy upland, but will also make a good crop of hay if desired to cut. Composed of the following grasses and clovers:

Meadow Fescue,
Canada Blue Grass,
Kentucky Blue Grass,
Red Top Grass,
Perennial Rye Grass,
Orchard Grass,
Red Clover,
Alsike Clover.

Sow 30 lbs. per acre. Price per lb. 18c.; 100 lbs. 15c. per lb.

OUR "LOWLAND PASTURE MIXTURE"

Recommended for permanent pasture on stiff, heavy, or lowlands, but will also make good hay crops. Composed of the following grasses and clovers:

Timothy,
Red Top Grass,
Meadow Fescue Grass,
Kentucky Blue Grass,
Tall Meadow Oat Grass,
Red Clover,
Alsike Clover.

Sow 25 to 30 lbs. per acre. Price per lb. 18c.; 100 lbs. 15c. per lb.

Grasses and Clovers

As prices on all field seeds are constantly fluctuating, we will gladly quote lowest current prices at any time on application. Prices given in this catalogue are prevailing January 1st, 1914.

Orchard Grass—One of the most reliable for hay or pasture. Succeeds well on most any soil, unless too wet. Sow 2 bushels per acre. Price, per bu. \$2.10.

Tall Meadow Oat Grass—A fine grass for hay; withstands heat and drought well. Increases in favor each year. Sow 2 to 2½ bushels per acre. Price, per bu. \$1.75.

Red Top or Herds Grass—Most excellent for hay or pasture. Succeeds on any soil. Very hardy. Fine for permanent pasturage. Sow 8 lbs. re-cleaned seed; 20 lbs. unhulled seed, per acre. Price, fancy re-cleaned seeds, per lb. 24c.; per 100 lbs. \$23.00.

Meadow Fescue—An excellent grass for pasture, remaining green almost all winter. Also a good grass for hay when mixed with other grasses. Sow 2 bushels per acre. Price, per lb. 15c.; per bu. \$2.00.

Timothy—A very popular and nutritious grass for hay, thriving best on moist, heavy soils. Can be sown with Red Top grass or Sapling Clover, same maturing about the same time. Sow 12 lbs. per acre. Price, per bu. \$3.00.

Kentucky Blue Grass—Excellent for lawn or pasture. Does not stand drought or heat very well, but if sown on good, heavy soil, well limed, will produce good results. Sow 2½ bushels per acre. Price, per lb. 20c.; per bu. \$1.75.

Red or Old Fashion Clover—The well known old standby. Sown as a land improver, for hay or pasturage, either alone or with suitable grasses. Sow 8 to 10 lbs. per acre. Price, per lb. 20c.; per bu. \$10.50.

Mammoth or Sapling Clover—Almost identical with above, but of heavier and larger growth. Matures a little later. A fine improver of thin soils. Sow 10 lbs. per acre. Price, per lb. 20c.; per bu. \$11.00.

Alfalfa or Lucerne—Beginning to be one of the most popular clovers for this section. Will stand 10 to 15 years, and can be cut 4 to 5 times each year. Should not be sown on low, moist lands. Apply 1,000 to 1,500 lbs. lime per acre on land prepared for Alfalfa. Sow 20 to 25 lbs. per acre. Price, per lb. 18c.; per bu. \$8.00.

Our stock of Alfalfa is American grown, with a guaranteed analysis of 99 per cent. purity.

Canada Blue Grass—Similar to Kentucky Blue, and especially recommended for lawns and pastures. Price, per lb. 20c.; per bu. \$1.70.

Perennial Rye Grass—A good grass for hay or pasture. Matures early and lasts several years. Gives best results when sown with other grasses. Price, per lb. 10c.

Melilotus or Sweet Clover (white bloom)—This clover will do well on almost any soil, and is mainly used for improving worn out and poor lands, and for preventing washing on hill sides. Affords good grazing, but not desirable for hay. Is also used to inoculate land for Alfalfa. Price, per lb. 20c.

German or Crimson Clover—An annual clover, excellent for early grazing or green feed. Unequaled as a soil improver. Sow 15 lbs. per acre. Price, per bu., about \$4.00.

White Blooming German Clover—Same as above, except has white blossom and matures 2 weeks later. Makes a fine hay when sown with rust proof oats. Price, per bu., about \$4.50.

Alsike Clover—One of the best clovers for sowing with grasses for hay; also for pasture; stands well on most any soil, and gaining in popularity each year. Sow 8 to 10 lbs. per acre. Price, per lb. 22c.; per bu. \$13.75.

White Dutch Clover—Suitable for pastures or lawns. Thrives on almost any soil. Price, per lb. 50c.

Seed Grains

Virginia Gray Winter Oats (Turf Oats)—The most popular and "surest crop" oat for Virginia. Can be sown either in Fall or early in Spring. Sow 1½ to 2 bushels per acre. Price, per bu. 80c.

Burt or 90 Day Oats—One of the earliest and best Spring oats; hardy and good yielder; requires good land. Price, per bu. 75c.

Appler Oats—A good variety of rust proof oats, suitable for Fall or Spring sowing. Price, per bu. 90c.

Red Rust Proof Oats—A very popular oat for rich soils. Very heavy yielder, but should not be sown on poor or thin soils. Sow Fall or Spring. Price, per bu. 75c.

Black Spring Oats—A good, heavy yielding variety for Spring sowing. Price, per bu. 70c.

White Barley or Spring Oats—A well known variety of Spring oats, yielding good crops on rich soils. Price, per bu. 65c.

Winter Rye—Sown in Fall for pasturage or Winter cover. Prices on application.

Winter Barley—Sown in Fall for pasture or early feed. Prices on application.

Wheat—All varieties in season. Prices on application.

Cow Peas

Prices fluctuate—current prices quoted on application.

Black Peas—The standard cow pea for hay or fallowing. Bu. \$2.50.

Clay Peas—Similar to black, not quite as early. Heavy growth of vines. Bu. \$2.50.

Whippoorwill—Very early, upright growing variety. Excellent for hay. Bu. \$2.50.

New Era—Extra early maturing. Makes a very heavy growth of vines and prolific yield of peas. Bu. \$2.50.

Wonderful Peas—A late maturing variety. Its wonderful growth of vines makes it especially valuable for bringing up poor soils. Bu. \$2.50.

Extra Early Black Eye—A very valuable market pea, sold in green state, owing to its earliness. Small pea but very prolific. Pk. \$1.50; bu. \$5.00.

Early Ramshorn Black Eye—An early variety of the large black-eye; not as early as the extra early, but much larger and a fine and profitable pea for market. Qt. 20c.; pk. \$1.00; bu. \$3.50.

Mixed Cow Peas—A number of our farmers prefer to sow a mixture of cow peas and we offer a general mixture of all leading varieties, as also same mixture with an addition of a certain per cent. of soja beans, which makes a very fine hay. Bu. \$2.25.

Soja Beans (Mammoth Yellow)—One of the leading forage crops for Virginia, increasing in favor each season. Very nutritious, heavy growth, fine improver of soil, fine for hay or ensilage. Bu. \$2.00.

Canada Field Peas—Make a good hay crop sown with oats in February or March, also fine as a green food. Should be sown early, in order to mature before hot weather sets in. Bu. \$2.15.

Navy Beans—A profitable market crop and a good table bean. Used only in the matured dry state. Per qt. 15c.; per pk. 75c.; per bu. \$2.75.

Vetch

Hairy or Winter Vetch—A valuable forage crop, making a nutritious hay if sown together with oats, rye or wheat in Fall. An improver of soil. Sow 15 to 20 lbs. per acre with 1½ bushels of oats or 3 pecks of rye or wheat. Price, per lb. 10c.; per 100 lbs. \$8.00.

Dwarf Essex Rape

Highly recommended as a pasturing crop for sheep, hogs and cattle. Can be sown in Spring or Fall, drilled or broadcast, about 5 pounds per acre. Price, per lb. 10c.; 10 lbs. 65c.; 100 lbs. \$5.50.

Buckwheat

Sow from June to August, as a forage crop, flower crop for bees, grain crop for poultry, or as a soil improver. 1 bushel per acre. Per bu. \$1.40.

Teosinte

A valuable fodder plant, resembling corn in growth, but much larger leaves and sweet stalks. Can be cut 5 to 6 times, and will yield enormous crops. Price, per lb. 75c.

Kaffir Corn

The well known forage crop of the West, makes a large growth of foliage, and is also valuable for the grain, which makes fine food for both stock and poultry. Can also be sown with cow peas for hay. Sow broadcast about one bushel per acre, in drills, 1 pk. Price, per pk. 50c.; per bu. \$1.50.

Sorghum

Early Amber Heavy yielding, nutritious
Early Orange forage plants, 10 to 12 feet high. Sow broadcast 1 to 1½ bushels per acre, in drills 1 pk. per acre. Price, per pk. 50c.; per bu. \$1.60.

Millet

German (Genuine Tenn. Grown)—A very quick growing and easily cured hay crop, maturing in about 6 weeks. Should be sown from May to August, on good land, at rate of ½ to 1 bushel seed per acre. Is also largely sown with cowpeas, making the cowpea hay much easier to cure. Price, per pk. 50c.; per bu. \$1.90.

WRITE FOR OUR PRICES ON

Virginia Nursery Stock—Fruit Trees, Shade Trees,
Evergreen Hedge Plants, Strawberry
Plants, Etc.

HIGH GRADE FERTILIZERS

Through our personal experience of forty years as farmers and truckers in this locality, and having given much close attention to the proper fertilization of our soils, we feel that we are in position to judiciously recommend such complete fertilizers as are practicable and required for various crops and conditions of soil, and our various brands are expressly manufactured for us on such analysis as will give best results on the various crops for which they are intended.

W. G. & Son's "Gro-So" Special Potato Guano

Without doubt the best and surest guano for growing potatoes successfully.

Phosphoric Acid available 7 to 9 per cent.	Price per 200-lb. bag...\$ 3.75
Ammonia.....4 to 5 per cent.	Price per ton.....36.00
Potash.....8 to 9 per cent.	

W. G. & Son's Standard Truck

This is the standby of our truckers and market gardeners, being more generally used than any other brand on the market. For this successful growing of vegetables and all crops requiring a pusher, this fertilizer has no equal.


Phosphoric Acid available 7 to 9 per cent.	Price per 200-lb. bag...\$ 3.75
Ammonia......5 to 6 per cent.	Price per ton..... 36.00
Potash......5 to 6 per cent.	

W. G. & Son's "Monticello Animal Bone"

A moderate priced truck guano, equally adapted to the growing of vegetables, sweet potatoes, berries, etc. Very extensively used throughout this section.

Phosphoric Acid available 9 to 10 per cent.	Price per 200-lb. bag...\$ 2.60
Ammonia......2¼ to 3 per cent.	Price per ton.....25.00
Potash......4 to 5 per cent.	

W. G. & Son's "Gro-So" Peanut Grower



In this fertilizer we think we have at last found the correct proportion of plant food for the growing of peanuts successfully; enabling the peanut growers to supply their peanuts with what they really require without the heavy cost of high priced guanos. Wherever this brand was used during the last few years it has given universal satisfaction, and we know of no case in which the user of same has changed to another brand, which is very unusual, as most farmers are continually changing their brands of guanos in their efforts to obtain what they really want and need.


Phosphoric Acid available..8 to 10 per cent.
Potash.....5 to 6 per cent.

Price per 200-lb. bag.....\$1.60	Price per ton.....\$16.00
----------------------------------	---------------------------

If farmers will club together in their respective neighborhoods to enable them to purchase their guano requirements for the season in car lots we can save them considerable money each year.

We are always in the market for cowpeas, wheat, oats and other farm products.

W. G. & Son's "Gro-So" Grain and Grass



This fine guano is especially prepared for grains and grasses, but it has proven so very satisfactory on corn and peanuts alike, that we can highly recommend its use for those crops also.

A large number of our customers prefer to pay the small additional cost of this brand over the lower priced grades, and their results have certainly sustained them in their judgment that the best is the cheapest.

Phosphoric Acid available.....8 to 10 per cent.
Ammonia.....1.21 to 2 per cent.
Potash.....4 to 5 per cent.

Price per 200-lb. bag.....\$ 2.20
Price per ton.....21.00

Bone and Potash Mixture

A very popular and extensively used mixture of phosphoric acid and potash, used mainly for growing peanuts.

Phosphoric Acid available 10 to 12 per cent. Price per 200-lb. bag..\$1.60
Potash.....4 to 5 per cent. Price per ton.....16.00

Basic Slag.....per ton \$15.00
Pure Raw Bone Meal.....per 200-lb. bag \$4.00; per ton 37.50
Acid Phosphate 16 per cent.....per ton 13.00
Acid Phosphate 14 per cent.....per ton 12.00
Kainit.....per ton 13.50
Nitrate of Soda.....per 200-lb. bag 6.50; per ton
Muriate of Potash.....per 200-lb. bag 4.50; per ton 42.50

We make a specialty of supplying reliable farmers with their yearly requirements of fertilizers, on mutually satisfactory terms, and we will be glad to quote special prices and terms on round lots at all times.

We sell Fertilizer and Fertilizing Materials of every description, also Agricultural Lime, Land Plaster, etc.

Get our prices and terms. Special prices on car lots.

INSECTICIDES, ETC.

PARIS GREEN— $\frac{1}{4}$ -lb. package 10c.; $\frac{1}{2}$ -lb. 15c.; 1-lb. 25c.

SLUG SHOT—1-lb. package 10c.; 5-lb. package 25c.; 10-lb. package 50c.

BORDEAUX MIXTURE—2-qt. can 50c.; 1-gal. can \$1.00; 5-gal. can \$3.75.


TOBACCO DUST—Per lb. 5c.; 7-lb. package 25c.

FLY KNOCKER—Keeps flies from worrying cattle and horses. Per qt. can 35c.; per gallon \$1.00.

SAN JOSE SCALE KILLER—A lime and sulphur solution for spraying trees of all kinds for San Jose Scale and other fungus diseases. Per 1 gal. jug 50c.; in 10-gal. lots 35c. per gal. Special price on bbl. lots.


POWDERED ARSENATE OF LEAD—Recommended for spraying potatoes, vegetables, tobacco, etc. Does not burn the foliage. Use 1 to 2 lbs. to fifty gallons water. Per 1-lb. package 40c.; 5-lb. package \$1.50.

Cypher's Incubators and Brooders



STYLE "A" BROODER

THE
STANDARD
INCUBATOR
OF
THE
WORLD



STANDARD
CYPHERS INCUBATOR.
Fire Proofed.— Insurable.

Cypher's Standard Incubators and Brooders are acknowledged the world over as the best, safest and surest incubating machine made. They are fireproof, insurable and guaranteed, and if properly taken care of, will last and do good work for a life time. We are Cypher's authorized agents, and as such, can offer their machines to our trade at strictly factory prices, f. o. b. Petersburg, Va., thereby saving them freight and delays in getting their orders filled.


Factory Prices Cypher's Incubators

Factory Prices Cypher's Brooders

No. 0, 70 egg size.....	\$15.00
No. 1, 144 egg size.....	22.00
No. 2, 244 egg size.....	32.00
No. 3, 390 egg size.....	38.00

Style A, outdoor.....	\$12.50
Style B, outdoor.....	16.50
Style C, outdoor.....	18.50
Style D, indoor.....	11.50

Cypher's complete catalogue and book of information mailed free on application.



Cypher's Adaptable Hover

This self-regulating heating device can be used satisfactorily anywhere that chicks can be safely housed, and is especially recommended for continuous brooding houses containing chick pens side by side. It is made


of non-combustible material throughout, and can be used anywhere without danger of fire. Price, \$8.50.



Cypher's Drinking Fountains

Simple effective,
easy to clean.

Chick size, 20 cents each, per dozen.....	\$1.75
Medium size, 25 cts. each, per dozen.....	\$2.50
Large size, 35 cents each, per dozen.....	\$3.50



Cypher's Grit and Shell Box, 3 compartments, price 50c. each
Cypher's Dry Food Hopper, 2 compartments, price 75c. each
Cypher's Wall Fountains, 1 gal. size 50c., 2 gal. size 75c. each
Peerless Fountains, easily cleaned, 5 qt. size.....50c. each
Peerless Brooder Fountains, for use in brooders....30c. each
"Hub" Chick Feeders.....35c. each

Cypher's Brooder Thermometers 45c. each, Incubator Thermometers 50c. each.
Champion Leg Bands, doz. 15c.; 50 for 50c.; 100 for 75c. X-Ray Egg Testers 25c. each.

Poultry Foods, Etc.

Revolution in Chick Raising



Send for free circular containing results of experience of
Kellerstrass
Owen Farms
William Cook & Sons
Rufus Delafield
Rose Farm
Felson & Pierce
Hygeia Poultry Farm
Grand View Poultry Farm
Hillside Poultry Farm

and scores of other leaders in the business.

The International Sanitary Hover

is the only brooder in existence that has met with marked approval of such poultry raisers because it provides a higher temperature at the outer edge, and in which the chicks cannot crowd. Portable; fire-proof. Lamp can be removed without disturbing the chicks.

Price Complete, \$8.50.

all demands of growing and full grown fowls. 10-lb. package 25c.; 100-lb. bag \$2.25.

Park and Pollard's Dry Mash—A complete food for growing fowls, an egg producer in grown hens, and by far the most perfectly balanced ration for young and old alike. Can be fed dry or moistened. 8-lb. package 25c.; 100-lb. bag \$2.60.

Rarva Meat Meal—A pure dried ground beef meal, contains no hard gristle, no waste—unequaled in purity. 6-lb. package 25c.; 100-lb. bag \$3.50.

Granulated Bone—Pure raw bone, granulated to three sizes, small, medium and large. 6-lb. package 25c.; 50-lb. package \$1.75.

Pure Bone Flour—Raw Bone ground to a fineness of flour, suitable for mixing with poultry Mash Food. 6-lb. package 25c.; 50-lb. bag \$1.75.

Crushed Oyster Shell—Recleaned and crushed shells for poultry. 5 lbs. 10c.; 20 lbs. 25c.; 100-lb. bag 65c.

Mica Spar Grit—Large, medium and small size. 3 lbs. 10c.; 15 lbs. 25c.; 100-lb. bag 75c.

Poultry Charcoal—Medium and small size. 2 lbs. 10c.; 6 lbs. 25c.; 50-lb. bag \$1.00.

Alfalfa Meal—Fresh alfalfa hay ground fine—takes the place of green food for poultry. 8 lbs. 25c.; 50-lb. bag \$1.25; 100-lb. bag \$2.00.

Oil Cake Meal—(Old process) used for stock and poultry feeding. A fine tonic and conditioner. 8 lbs. 25c.; 100-lb. bag \$2.15.

Conkey's Chick Starter—A perfect food for baby chicks; makes strong healthy fowls, prevents white diarrhoea. Price, 3-lb. package 25c.

Pratt's Baby Chick Food—For young chicks, ducks, geese, and turkeys. Furnishes same nutrition in same proportions as supplied by the mother hen. Price, per 3-lb. package 25c.

King Pigeon Feed—The best mixture of Canada field peas, cracked corn, wheat, hemp and other grains especially adapted for pigeons. Contains no grit or shell. Price, 7-lb. package 25c.; 50-lb. bag \$1.50; 100-lb. bag \$2.40.

Hemp Seed—5-lb. package 25c.; 50-lb. bag \$2.00; 100-lb. bag \$3.60.

Kaffir Corn—10-lb. package 25c.; 50 lbs. \$1.25; 100 lbs. \$2.35.

Sunflower Seed—4-lb. package 25c.; 100 lbs. \$5.00.

Crescent Chick Food—One of the best complete grain foods for little chicks. Made entirely of pure, clear grains, with a small percentage of chic grit for masticating purposes. Price, 9-lb. package 25c.; 50-lb. bag \$1.35; 100-lb. bag \$2.40.

Park and Pollard's Gritless Chick Food—Made of pure grains, contains no grit. The only chick food containing canary bird seed and fish scrap; unequalled for making chicks grow. Price, 6-lb. package 25c.; 50-lb. bag \$1.60; 100 lbs. \$2.75.

Globe Scratch Food—No grit, a well balanced ration, meeting

Poultry and Stock Remedies, Supplies, Etc.



WORM LOSSES IN STOCK

Sheep and hogs, also horses and cattle always are subject to deadly attacks of worms. These ravenous pests multiply by the million, starve your stock, keep them poor, weak and out of condition.

SAL VET
TRADE MARK
Kills Worms

It is a wonderful, medicated salt — positively guaranteed to kill and expel all stomach and free intestinal worms. Used by leading stockmen, not only to kill worms, but to condition stock; sharpens the appetite, tones up the system and puts them in fine shape to get top-market prices.

Sal-Vet is known the country over as the great worm destroyer and conditioner. Costs less than 1-12 cent per head a day for each sheep or hog; a trifle more for other stock.

Remember, It's Guaranteed

FOR SALE BY

tened with this calf meal, without milk. Per 25-lb. bag \$1.00; per 100 lbs. \$3.50.

Sal Vet—We are exclusive agents here for this great worm destroyer, and we give an absolute guarantee with each package. Sal Vet is not only a sure worm remedy, but is also a fine conditioner of stock of all descriptions. Once used, you will never be without it in your stables. Price, 10-lb. pail 75c.; 20-lb. pail \$1.25; 40-lb. keg \$2.25; 100-lb. keg \$5.00.

Conkey's Poultry Remedies

A guaranteed medicine for each disease.
 Conkey's Roup Cure.....25c. and 50c.
 Conkey's Cholera Cure.....25c. and 50c.
 Conkey's Gape Cure.....50c.
 Conkey's Chicken Pox Remedy.....50c.
 Conkey's White Diarrhoea Remedy, 50c.
 Conkey's Limber Neck Remedy.....50c.
 Conkey's Lice Powder.....10c. and 25c.
 Conkey's Laying Tonic.....25c.
 Conkey's Lice Liquid, qt. can.....35c.
 2 qt. can.....60c.

Pratt's Poultry Regulator....25c.
 Pratt's Animal Regulator.....25c.
 Pratt's Roup Cure.....25c.

International Stock Food

One of the best and most inexpensive conditioners for all kinds of stock. Price, 25c. and 50c. per package, \$3.50 per pail.
 International Gape Remedy, per bot. 50c.
 International Cholera Remedy.....25c.
 International Colic Cure for horses 50c. per bottle; \$1.00 per large size.
 International Heave Remedy, a cure for heaves in horses.....50c.
 International Foot Remedy, for sore feet in horses.....50c.
 International Hog Dip, cures mange, lice on hogs, per can.....\$1.00

"Oculum"

A roup and cholera cure, applied through injection, guaranteed....50c.

"Noxicide"

A soluble disinfectant, deodorant and germ destroyer; heals wounds on man or beast. Per quart.....60c.

Conkey's Head Lice Ointment

For head lice on chicks. Per package.....10c. and 25c.

Knox Medicated Nest Eggs

A disinfecting and lice destroying nest-egg—very effective. 5c. each; 50c. per doz.

Blatchford's Calf Meal

The perfect substitute for milk—calves are successfully raised and fattened. Recommended by all dairymen. Price,

SPRAY PUMPS AND MATERIALS

OUR PERFECT BARREL SPRAY PUMP



This reliable pump is equipped with a seamless brass cylinder, brass rod, brass plunger and brass screw spout; it has a large air chamber and is a pump of great force and power. It has a suction pipe and strainer, and a churn dash agitator. This machine gives a full stream, fine mist, medium and coarse spray, as desired, and is unexcelled in its fine work of spraying trees, shrubs, vines, etc. Every farmer, dairyman, poultryman and fruit grower should have one of these pumps on his premises, as it can also be used to such great advantage in whitewashing and disinfecting stables, barns, poultry houses, and in washing windows, vehicles, etc. Price complete with five feet heavy hose and ten feet extension rod, without barrel, \$10.00.


"KANT KLOG" SPRAYER

The most durable, simplest and most easily operated sprayer, giving entire satisfaction; sprays full stream, fine or coarse spray. Recommended for spraying vines, small trees, shrubs, plants, hen houses, nests, etc. Invaluable to farmer, gardener and poultryman. Price complete, \$5.00 each.



LOWELL FOUNTAIN SPRAYER

This is one of the best compressed air spray pumps manufactured, and we not only recommend, but also guarantee it in every way. It has no intricate parts to get out of order. The spray material does not come in contact with the pump; the tank is thoroughly tested to stand the highest pressure, and will drain perfectly with one charge. We especially recommend this pump for spraying potatoes, cabbage, etc. Price complete with spray crook nozzle, 3 feet hose, and 1 foot long spraying nozzle, funnels for filling and shoulder straps \$5.00.



LOWELL GLASS TANK SPRAYER—The best hand sprayer made—durable, easy to handle and operate. Tank is a quart Mason Fruit Jar, which can be readily replaced if broken. Sprays a fine mist. Price, 75c. each

THE LOWELL CONTINUOUS SPRAYER is so constructed that it not only sprays on downward strokes, but also when plunger is drawn back, causing a continuous spray. Made of heavy tin, steel rod plunger. Price, 75c. each.

"MIDGET" SPRAYER—A small, durable hand sprayer recommended for household use for disinfecting purposes. Price, 40c. each.

"THE STANDARD" WHITEWASHING PUMP—A simple but effective pump for whitewashing barns, stables, outhouses, etc. Easy to operate; works in any bucket, tub or barrel. Throws stream three stories high. Pays for itself in one day's work. Guaranteed to give satisfaction. Price, \$4.00.


OUR SAN JOSE SCALE KILLER—A preparation of lime and sulphur, which, if properly and thoroughly applied to trees infested with scale or fungus diseases, will work a perfect cure for the trees. Price per gallon 50c., with can; special prices quoted on larger quantities. One gallon of this solution makes 12 gallons of spray, ready for use.

CAHOON BROADCAST SEEDER

The best hand seeding machine in the world. Sows all kinds of grains, grasses, clovers, peas, etc., and pays for itself in one season. Price each, \$2.75.

“The Petersburg Seed House”


ESTABLISHED 1881



OUR IMPROVED CHARLESTON WAKEFIELD

Since the introduction of the large type Wakefield Cabbage, our grower has been continually improving his strain of this fine Cabbage until he has now reached a point of perfection which we feel can hardly be surpassed. Although only a very few days later in maturing, it is double in size and makes a much better and more solid head than the original Early Wakefield, and its heading qualities are unequalled by any other early cabbage, almost every plant making a good firm head.

We unhesitatingly recommend our IMPROVED STRAIN CHARLESTON WAKEFIELD to our truckers and gardeners as being the BEST EARLY CABBAGE in cultivation, combining earliness, size, uniformity in heading, and solidity of head.



OUR PREMIUM LATE FLAT DUTCH

This fine Cabbage is without doubt the best strain suitable for general crop or Fall Cabbage. It grows to a very large size, makes hard compact heads, with few outside loose leaves. withstands heat and dry weather well, and its keeping qualities are unequalled. We can safely say “EVERY PLANT MAKES A HARD HEAD OF CABBAGE,” as in three separate tests of 50 plants each our “Premium” produced 47, 49 and 50 perfect heads respectively.

W. GROSSMANN & SON

“The Seedsmen”

PETERSBURG, VIRGINIA