


Historic, Archive Document

Do not assume content reflects current scientific knowledge, policies, or practices.



ROSS BROTHERS
SEED
BOOK



Ross Brothers
Seed House
Wichita-U.S.A.

BOYS' AND GIRLS' SPECIAL PREMIUMS

We want to help the boys and girls get started in business for themselves, and are going to give 14 prizes to boys and 14 prizes to girls *under 15 years of age.*

The only restriction being that exhibits be grown from seeds purchased from Ross Brothers Seed House. Exhibits to be made at any county fair in the United States. Four or more entries must be made at each fair for competition.

Secure a certificate from the Secretary of the County Fair, showing that you won a prize, and send same to us along with your name, age, address and list of articles included in your exhibit.

BOYS' SURPRISE COLLECTION

Following Seeds for 25c Postpaid

- 1 Packet Sweet Corn—Stowell's Evergreen.
- 1 Packet Sugar Beets—Klein Wanzleben.
- 1 Packet Onion Seed—Prizetaker.
- 1 Packet Cabbage—All head Early.
- 1 Packet Watermelon—Alabama Sweets.
- 1 Packet Muskmelon—Rocky Ford.

GIRLS' SUNSHINE COLLECTION

Following Seeds for 25c postpaid

- 1 Packet Flower Seeds, comprising a dozen of the best annuals, all mixed.
- 1 Packet Round Radishes—Early Scarlet Turnip White Tip.
- 1 Packet Long Radishes—White Vienna.
- 1 Packet Tomatoes—Stone.
- 1 Packet Table Beet—Edmand's Blood Turnip.
- 1 Packet Cucumber—Davis Perfect.

PRIZES

14 prizes will be awarded to Boys and 14 prizes to Girls, winning the highest prizes, on exhibits of agricultural products grown from Ross Brothers Seeds in each of above lists mentioned.

	First	Second	Third	Fourth
Boy's Exhibit.....	\$5 00	\$2 50	\$1 50	\$1 00
Girls' Exhibit.....	\$5 00	\$2 50	\$1 50	\$1 00

The next ten highest in each exhibit, one year's subscription to Wichita Weekly Eagle.

The Boy or Girl entering for these premiums must make statement that crop was grown by them without the aid of older persons.

HOME FLORICULTURE

We offer free "Home Floriculture" with orders totaling \$2.00 or more of Garden and Flower Seeds. This amount of seeds is used by nearly every family and we feel that "Home Floriculture" will give you accurate information that will enable you to grow better vegetables and flowers than you have heretofore produced.

A WORD FROM MR. ROSS



I am glad to have this opportunity of thanking every customer who has favored us with their orders in the past and I hope that our firm may have the pleasure of serving you in a satisfactory manner in the future. Here is our 1914 Seed Book. It will show you that we have some extra fine seeds to offer you this year. I hope that each and every one of our old customers will order early and give us the names of their friends who ought to have a copy of this Seed Book.

It will pay you to read this book carefully whether you are one of our customers or not. In it we have attempted to describe both by photographs and with the pen the best varieties of Garden, Flower and Field Seeds, as well as some novelties which have merit, and some standard manufactured goods.

This Seed Book is my only salesman. It is the only way I have to talk to you unless you should come to our store, in which event I will be glad to show you through our store and warehouses and tell you about the seeds or goods which we sell. I hope when you come to Wichita you will come and see us.

I haven't any secrets about the way we do business. The more you know about Ross Brothers Seed House, the better I will like it. I know that our success is due to the fact that each and every person who has done business with Ross Brothers has found that we can be trusted.

The policy of our firm has always been and always will be "Fair Dealing." Upon this motto we builded our business and it is steadily growing in volume.


In past years we have supplied a large number of market gardeners, home gardeners, farmers, flower lovers and others who are interested in agriculture and horticulture throughout the United States and some foreign countries with seeds and other goods they wanted, and each year then continue sending us their orders and telling us to send our Seed Book to their neighbors.

There probably isn't anything else you buy that you have to take another man's word about so much as you do about seeds. You've got to have a place to buy seeds where you can buy them in absolute confidence. All the seeds we sell have been carefully grown, harvested, cleaned and tested, and I know "Acorn Brand" Seeds are equal to the best seeds sold. Please read page 5 of this Seed Book; it will show you how we handle the seeds we sell to you.

To all new customers and to those who are receiving this book for the first time, I bid you welcome and kindly ask that you give Ross Brothers' Acorn Brand Seeds a good trial. I know that when you do so you will be a regular customer of ours.

Again thanking you who have bought seeds from us in the past for the part you have contributed to help make our business a success, and wishing you a Happy New Year and Prosperous Season, I remain,

Yours very truly,



1884 A Record to be Proud of 1914

Wichita, Kansas, January 1, 1914.

This is our thirtieth birthday. And believe we are safe in taking it for granted that every customer of our firm will be interested, to some extent, in a brief history of the progress of this business.

In 1884 James Madison Ross and Alfred Ross were attracted by the rapid settlement of Kansas and came to the state seeking a location. After carefully investigating the possibilities of Kansas and the future of Indian Territory (now the State of Oklahoma) and at the same time considering the future development of the Southwest, they decided to locate in Wichita on account of transportation facilities, and formed the copartnership of ROSS BROTHERS.


Our business was fairly profitable from the beginning, although we began with small capital and handled on commission, bought and sold many things, including seeds, feedstuffs, grain, live poultry, eggs, butter, fruit and vegetables.

The seed business was the interesting department and seemed capable of greater development and at the same time could be of service to a larger number of persons, than some of the other lines which we handled.

More attention was given to the needs of our customers, and to securing varieties of garden, vegetable and field crops which would be particularly adapted to the soils and climate of this part of the United States. Successful farmers and gardeners were asked to try the new varieties and compare them with the standards of that time.

The results of these comparisons and tests brought out very clearly the varieties which it would be profitable for our customers to use. This interest in their welfare has been appreciated in a material way as has been shown by the increase in our seed business.

MANY TESTS MADE FOR THE BENEFIT OF OUR TRADE



Always First With New Things

ALFALFA IN '86

In 1886 we introduced ALFALFA seed into this part of Kansas. It required much persuasion to induce our customers to begin growing Alfalfa. It was not until 1892 that farmers generally became interested in this plant which has since done so much to increase the value of land and at the same time permit the farmers to grow better live-stock, better poultry and to produce more milk of a better quality than before Alfalfa was grown.

KAFIR IN '92

In 1892 we introduced our customers to KAFIR, the forage and grain plant which has raised the value of upland farms from \$10.00 per acre to more than \$40.00 per acre. In 20 years time Kafir has been so generally planted that some counties in Kansas now produce more than 1,000,000 bushels each year.

CLOVER IN 1901

In 1901 we recommended SWEET CLOVER to our customers. The seed was used in very small quantities until the year 1909; since that year the acreage has increased very rapidly. We believe that every farmer whose land will not grow Alfalfa successfully, should try a small acreage of Sweet Clover. Tests of Sweet Clover hay show the same protein value as contained in Alfalfa, and for that reason it is valuable for feeding live stock, and this plant will materially increase the value of your land.

NO NOVELTIES HERE. NOTHING BUT THE BEST OF THE NEWEST



New Crops For 1914

1. FETERITA

This year we are offering Feterita and White Milo, because they showed good behavior during the hot, dry weather which ruled during the growing season of 1913. We are not certain that Feterita is of equal value with Kafir, but judging by its growth last season, feel that it is well worth planting this year.


2. WHITE MILO

White Milo made a phenomenal record in 1913—our seed was planted beginning June first; it was mature and ready to harvest in September. Considering the season and also the further fact that we received only one shower and it made a crop under these conditions, White Milo is certainly worth planting by those who want early feed. See front cover for true-to-life painting of one White Milo Plant.

A LARGER FLOWER SEED DEPARTMENT

We have enlarged our Flower Seed department, until it is now almost as complete as the same department in the seed stores of the largest cities. The varieties have all been selected with the view in mind that they must make good with our customers.

EVERY SEASON SEES US EXPANDING IN SOME DEPARTMENT



Why Our Seeds Do So Well

All the seed we offer you passes through the hands of experts, men who have spent many years in seed production, and in the handling of seed, men who are competent to inspect, analyze and reject such seeds as will not comply with our requirements.

TESTING SEEDS

After this inspection the seeds which we accept go to our cleaners and when recleaned are again carefully inspected with the aid of a microscope to determine if the quality and condition is fully up to our grade. If not, the seed is again recleaned and inspected until it reaches our grade.

CLEANING SEEDS

It is frequently necessary to reclean Alfalfa, Clovers and other seeds several times before all the foreign matter has been removed. Therefore you are buying seeds from us at a low price, when you consider the vast amount of trash that is in seeds which you buy just as they come from the threshing machine.

You will see that our seeds have been thoroughly inspected and re-inspected, thoroughly tested, they are well cleaned, fresh and are kept so. They will grow if given a chance. They are good seeds and it is from good seeds only, that good crops can be grown.

COSTS MORE—PAYS WELL

It costs more to raise the best and get the best, but it pays to do so. The extra special attention and the extra cost we put into the selection and sorting and breeding up of Ross Brothers Seeds, pays us well in the long run. So we are not philanthropic. We are not doing an act of charity when we go to any extra expense to make sure that the goods we send you are going to be absolutely the best it is possible for any one anywhere to get for you.

Office and Retail Store 309 E. Douglas Ave.
Warehouses { 229-231 South Santa Fe St.
 { 128-132 Commerce St.

Ross Brothers

Before You Order--Read This Page

Location—The Best in the Country

We are practically in the center of the United States here at Wichita. It is only a short distance to the actual spot which is called the "geographical center" of the country. So for reaching out everywhere to take care of the wants of our customers, we are in a splendid position.

We can ship to all parts of the country quickly and as it is our custom to fill all orders the same day they are received, unless of course, there is a heavy rush on at any particular time, we have the advantage of a great many firms located in out-of-the-way places.

Six railroads operating in and out of Wichita give us splendid transportation facilities. There are at least 40 trains each day going out of Wichita in every direction and most of the time nearly every day they are carrying one way or the other some Seeds from Ross Brothers.

Prices

The prices named in this catalog are absolutely net and are those prevailing at the time this book goes to press. Some of them are subject to market fluctuations in value. As values usually advance during the season, it will be to your advantage to order early.

Substitutions

We don't substitute unless we are given permission to do so. It would be wise however, unless you order early, to make a second choice so that we don't cause any delay in filling your order in case we are out of the particular variety you specify. We are amply provided with large quantities of everything in this catalog but we might run short during the very busy season.

Our Guarantee

We cannot grow your crops or control weather conditions, so we don't promise in any way that the seeds we ship you will absolutely produce a crop for you.

We do guarantee that all seeds we sell you will reach you in good condition. We do guarantee to hold ourselves responsible for the safe arrival of all remittances sent us by postoffice order, bank draft, express order or registered letter.

We do guarantee to refund your money on any seeds we send you that you decide aren't as represented and not fully satisfactory when you receive them. There are no strings attached to this guarantee. You decide whether you have been treated fairly and squarely and then if you aren't satisfied, notify us within five days of the receipt of any shipment we make you and we will take the seeds back and refund you the money paid for them.

Warranty

Seeds of the best quality will often fail through improper treatment. A small seed may be so deeply sown that the young plant cannot reach the surface.

Most failures result from disregard of the conditions necessary to germination than from inferiority of the seeds used. These conditions are a proper temperature, sufficient moisture, and free access of air into the soil. Besides these, the soil must be in proper condition, and present no physical obstacle to the growth of the young plant.

It would not be fair for us to undertake to insure the crop, therefore, *Ross Brothers give no warranty, express or implied, as to description, quality, productiveness, or any other matter of any seeds, bulbs or plants they send out, and they will not be in any way responsible for the crop. If the purchaser does not accept the goods on these terms they are at once to be returned and any money paid will be refunded.*

Office and Retail Store 309 E. Douglas Ave.
Warehouses { 229-231 South Santa Fe Street
 { 128-132 Commerce Street

Ross Brothers

How to Order Safely

Write Your Name and Address Plainly

When you send us an order. Do it carefully. Give the name of your postoffice, county and state. If your freight or express office is different from the postoffice, give us name of same. If you live on a rural route, give the exact number of the route and your box number.

About Unsigned Orders

Every season we receive orders without signatures and frequently without postoffice address. The only thing we can do is to hold them awaiting complaints. Also sometimes it happens that another order is lost in coming to us.

So if you don't hear from us in a reasonable length of time after ordering, send us a duplicate order, telling us the date on which the first order was sent, and the amount of money inclosed. We will then investigate the matter and if we find that your order has not already been filled, the duplicate order will go forward at once.

Always Keep a Copy of Your Order.

This will protect you in case there should be an error made in filling your order.

We try to exercise the utmost care in filling every order but in the rush of the busy season, mistakes may occur in which case we shall appreciate being promptly advised, when corrections will be made at once. So keep a copy of your order for comparison.

How To Send Money.

The money you send us for Seeds can be safely sent either by postoffice order, bank draft, express order or registered letter. If your order amounts to \$1.00 or more, it would be better to send it by one of the above methods. We will take postage stamps for all amounts of less than \$1.00.

Packages Extra

When it is necessary to use barrels or sacks to protect shipments of seeds, they will be charged at following prices: Barrels from 20c to 35c each; cotton seamless sacks at 25c each; heavy jute sacks at 15c each.

Parcel Post

Seeds are not included in the classification of merchandise permitted to travel at Parcel Post Zone Rates. Seeds are in a class by themselves and take a flat rate of 8c per pound regardless of distance. Should the Postmaster General rule in the future that seeds may be shipped at the zone rate, we shall gladly return any over-remittance for postage.

Seeds By Mail

Our prices include the cost of postage. We prepay all seeds ordered by the packet, ounce, quarter-pound, half-pound and pound, except where otherwise noted.

For large seeds, such as *beans, peas, sweet corn and onion sets*, 8c per pound must be added if you want the goods either by mail or prepaid express. Seeds are in a class by themselves, not being included in the Parcel Post Zone Rates.

Seeds By Freight or Express

We do not pay transportation charges on seeds sold in large quantities but we do secure for you the lowest freight or express rate possible. When the goods are shipped we send you shipping notice and bill of lading on freight shipments, signed by the agent, showing that the goods were delivered to the transportation company in good condition.


Always give full shipping instructions. In the absence of these, we will use our best judgment.

Office and Retail Store 309 E. Douglas Ave
Warehouses { 229-231 Santa Fe Street
 { 128-132 Commerce Street

Ross Brothers

ADDRESS ALL COMMUNICATIONS TO THE FIRM

Good Varieties of Vegetables



BEANS

822. BLACK VALENTINE—This excellent variety is an improvement over the popular standard sort Early Red Valentine, pods being about one-third longer than that variety and perfectly round and straight. Although not quite so early it has the additional advantage of being suitable for both early and late planting, extremely hardy. It will withstand late frost better than other varieties. A desirable sort for the market gardener, owing to its heavy yielding quality, large and handsome appearance. Price, per lb. 20c, 10 lbs. \$1.75.

CASABAS

Casabas are a late variety of Musk Melon to be classed in a family by themselves.

Culture—Casabas should be planted between May 15th and July 15th, then they begin to ripen about the close of the cantaloupe season and continue until frost. At the first sign of frost all melons, even half-grown, should be put in a dry, frost-proof place where they will ripen gradually.

823. WHITE'S FAVORITE—Is one of the best varieties for use in central and southern States. It is a delicious melon and will sell readily along with the late Musk Melon. They should be planted early. One half ounce 10c, ounce 20c, one-quarter pound 50c, pound \$1.75.

824. A & M HYBRID CASABA—This excellent Casaba grows to large size; flesh three inches thick and of excellent flavor. It is strong grower and large yielder, and bears well until killed by

frost. The best time to plant the seed is in June and July. Do not market until fruit is well ripened. One-half ounce 15c, ounce 25c, one-quarter pound 75c, pound \$2.50.

SWEET CORN

258. MORSE'S GOLDEN CREAM SWEET CORN—An early yellow Country Gentleman Sweet Corn. This is an absolutely new thing and was originated and developed in California by Thomas Gould of Ventura.

It is an early variety, fully as early as Burpee's Golden Bantam. The ears are medium in size covered with irregular rows of bright yellow kernels. The color is rather a more pronounced yellow than golden.


Morse's Golden Cream is of most delicious flavor, very sweet and juicy and is without peer in this respect. It bears uniformly two ears to the stalk and the stalks are rather short of a deep brown color and the leaves and shucks are conspicuously colored with brownish-red.

Price pound 25c, 10 pounds \$1.75. Postage extra at 8c per pound.

CUCUMBER

826. HILL'S FORCING CUCUMBER—One of the leading sorts; a heavy producer. Cucumbers grow from 8 to 10 inches long, uniform in size and at the slicing stage they are very dark green in color. One of the best forcing cucumbers. $\frac{1}{2}$ ounce 5c, ounce 10c, $\frac{1}{4}$ pound 30c, pound \$1.00.

GIVE THE HOME FOLKS THAT PLEASURE WHICH IS SO SATISFYING AND WHICH COSTS SO LITTLE MONEY—A BED OF BEAUTIFUL FLOWERS.



GOOD MELONS GROWN FROM OUR SEEDS

LETTUCE

827. **MAY KING**—A desirable, very early head lettuce has long been sought; this variety meets the requirements. Growth rapid—so rapid it is ready far ahead of other heading sorts. Heads medium size with outer leaves folding close to the head, thus permitting close planting for frame work; color fine, outer leaves tinged slightly brown, heart of a beautiful appetizing yellow; quality excellent. Price, one-half ounce 5c, ounce 10c, one-quarter pound 35c, pound \$1.00.

828. **ICEBERG**—A beautiful lettuce, worthy of general cultivation; leaves curly, bright green; heads unusually solid. ½ ounce 10c, ounce 15c, ¼ pound 35c, pound \$1.25.

829. **SILVERBALL**—Heads white, solid, firm; splendid for spring and summer use. ½ ounce 10c, ounce 15c, ¼ pound 40c, pound \$1.50.

830. **WONDERFUL**—A splendid variety for market or home use and the best sort adapted for fall sowing. A strong grower, making fine heads. ½ ounce 10c, ounce 15c, ¼ pound 35c, pound \$1.25.

WATER MELONS

833. **BIG HEART**—This melon is of local origin. In appearance and form resembles Black Boulder or Black Diamond, grows to very large size—melons weighing from 90 to 100 pounds are

not unusual. Dark-green rind, very tough although not thick. Flesh red, very thick and of good quality. Quite prolific. Price, ½ ounce 5c, ounce 10c, ¼ pound 25c, pound 75c.

834. **SUGAR STICK**—A large dark-green or grayish melon of oblong form. "Sugar Stick" originated from a cross between the Florida Favorite and Sweet Heart. The result is a fruit of oblong form having the bright red, melting, sugary flesh of the Florida Favorite with the tough rind and light-green netted skin of the Sweet Heart. Price, ½ ounce 5c, ounce 10c, ¼ pound 35c, pound \$1.00.

835. **TOM WATSON**—Similar in appearance to Alabama Sweets, color of rind somewhat darker. Tom Watson produces melons 18 to 30 inches long, by 8 to 12 inches in diameter and weighing from 20 to 60 pounds; the dark-green rind is tough but thin and withstands shipment to distant markets. The deep red flesh extends to within three-fourths of an inch of the rind, is crisp, melting and of fine flavor; heart large with no sign of core. Price ½ ounce 5c, ounce 10c, ¼ pound 25c, pound 75c.

836. **NEW FAVORITE**—The latest thing in Watermelons. Of similar appearance to Alabama Sweets, rind tough, deep green color; flesh deep-red, crisp and tender, of excellent flavor. No core. ½ ounce 5c, ounce 10c, ¼ pound 25c, pound 85c.


MUSK MELONS

831. **TEXAS CANNON BALL**—Melons round, 5 to 5½ inches in diameter. Heavy netted dark green rind. This is a green fleshed sort and very delicious; one of the deepest fleshed varieties of cantaloupes grown. Small seed cavity; fine flavor. ½ ounce 5c, ounce 10c, ¼ pound 30c, pound \$1.00.

IF YOU CAN'T DO BIG THINGS, DO A LOT OF LITTLE THINGS IN A BIG WAY

Musk Melons

820. ROBINSON'S DELICIOUS GOLD LINED ROCKY FORD—(New)—Too much cannot be said in favor of this melon for all purposes. A very vigorous grower and heavy yielder; melons heavily netted—no ribs. Robinson's Delicious Gold Lined Rocky Ford is about 4 inches in diameter; flesh green with a gold lining next to the seed cavity, which is very small. The word "Delicious" will give you an idea of this grand melon, but you must eat one to fully appreciate the fine quality. This melon has been shipped to all parts of the United States by local express, and not one complaint was received about the melons not having arrived in good condition, but in every instance praise came back about how well they carried through and how fine the quality was. $\frac{1}{2}$ ounce 10c, ounce 15c, $\frac{1}{4}$ pound 50c, pound \$1.65.



PORTALES GEM MUSK MELON

821. PORTALES GEM—A new melon propagated in the Portales Valley. This melon is the result of careful selection. It is closely and deeply netted, surface almost solid. Flesh green, changing to deep yellow at seed cavity. Deliciously sweet, small seed cavity, thereby insuring its ability to withstand the rough handling of express transportation. The Portales Gem has long hardy vines which make rapid growth and are capable of maturing 20 to 25 melons on each vine. It is worth planting. $\frac{1}{2}$ ounce 10c, ounce 15c, $\frac{1}{4}$ pound 50c, pound \$1.50.

832. TIP TOP—The melons measure 4 to 6 inches in diameter; slightly ribbed. Rind of a light golden color; flesh salmon. A very choice melon for eating. $\frac{1}{2}$ ounce 5c, ounce 10c, $\frac{1}{4}$ pound 35c, pound, \$1.25.

PEAS

837. MAMMOTH MELTING SUGAR PEAS Large edible pods. Height, 42 to 48 inches. Pods, 4 to 5 inches long, and are entirely stringless; very tender. Ready for table use 80 days from planting. $\frac{1}{4}$ pound 10c, $\frac{1}{2}$ pound 15c, pound 25c. Postage extra 8c per pound.

838. POTLATCH OR DWARF DEFIANCE PEAS—Strong, vigorous vines of even growth, 20 to 24 inches high; luxuriant dark foliage, bearing pods medium green in color $3\frac{1}{2}$ to 4 inches in length. Broad and pointed at ends. No variety

known will produce more pods, and no pods could possibly shell out better. The Potlatch is a variety from which anyone may expect great things. Ready for table use in 60 to 65 days from planting. $\frac{1}{4}$ pound 10c, $\frac{1}{2}$ pound 15c, pound 25c. Postage extra 8c per pound

SQUASH

839. DELICATA—A small fruited variety suitable for both summer and winter use; orange-yellow color splashed and striped with dark green. Flesh is rich, bright and solid. Extra early, a good cropper and fine producer. Prices. $\frac{1}{2}$ ounce 5c, ounce 10c, $\frac{1}{4}$ pound 35c, pound \$1.25.

TOBACCO

840. IMPROVED WHITE BURLEY—Well known sort of great merit. Our seed is grown on the famous limestone fields of Tennessee. For many years our grower has made selections of this variety and has it now at a stage of perfection rarely attained in tobacco. The fields on which he grows the seed, receive special preparation and extra manuring. Plants are set farther apart than those grown for a tobacco crop. Only the choicest plants are set in the seed plots and special care and cultivation insures well matured seed of highest vitality. Careful handling, cleaning and curing of seeds as well as special attention to the crop throughout the season makes this strain and seed unsurpassed. Packet 10c, $\frac{1}{2}$ ounce 20c, ounce 35c, $\frac{1}{4}$ pound \$1.00, pound \$3.50.

Ear Seed Corn

We were fortunate in securing a few hundred bushels of Standard Bred Yellow Corn which we will sell on the ear. This Corn was grown east of Wichita and in the same latitude. The grower has been selecting and line-breeding this corn for seven years. And it is so good, that a prominent corn grower of Sedgwick County who called at our store while we were examining sample ears, said "Buy that car of corn quick and book my order for ten bushels of it."

The name given this corn by the man who propagated it is **Golden Rule Yellow**. It is properly named because it turns out a large percentage of shelled corn.

Golden Rule Yellow—Is a true yellow color. Red cob of medium size. The kernels are wedge shape of good size, thick, broad and deep, and cover butt and tip. Ears range from $9\frac{1}{2}$ to $11\frac{1}{2}$ inches long and weigh from 15 to 16 ounces; they contain 15 to 20 rows of kernels.

Price \$4.00 per bushel of 70 pounds sacked. 5 bushels or more \$3.75 per bushel. 10 bushels or more \$3.50 per bushel.



Wardwell's **Kidney Wax Beans** were practically a failure in 1913; other varieties scarce. **Peas** are only a medium crop. Early orders will be appreciated.

ASPARAGUS

Culture—Soak the seed in tepid water 24 hours before sowing. Sow the seeds thinly in rows 1 foot apart in March, April or May, (4 to 5 lbs. to the acre), and keep down all weeds. To secure strong, healthy plants, thin out the seedlings to 4 inches apart in the rows, saving only the strongest. The one-year-old plants should be set out early in spring, in a rich sandy loam, dug 18 inches deep, into which has been worked plenty of well-rotted manure. If a stiff clay soil is the only land to be had, add plenty of sand and sifted coal ashes to loosen it up, and also see that it is well underdrained. In planting for private use, set out in beds 5 feet wide, three rows in a bed, the outer being each 1 foot from the edge, and set plants 12 inches apart in the rows; place the plants from 6 to 8 inches below the surface. When planting large acreage for market, make rows 4 feet apart and set plants 1 to 1½ feet apart in the rows, 8 inches deep. Every fall a good dressing of coarse manure should be applied after the tops have been cut, and in the spring forked in. Never cut tops too closely; the roots need the benefit of some foliage during the year, else they will weaken and die.

1. **BARR'S MAMMOTH**—This is a superior variety, the largest and best Asparagus grown. The delicacy of its color distinguishes it from other green varieties. ½ oz. 5c, ounce 10c, ¼ pound 20c, pound 60c.
2. **COLUMBIAN MAMMOTH WHITE**—White shoots which stay white. ½ ounce 5c, oz. 10c, ¼ pound 20c, pound 50c.
3. **CONOVER'S COLOSSAL**—A standard sort, green in color. ½ oz. 5c, ounce 10c, ¼ pound 20c, pound 50c.
4. **PALMETTO**—Earlier than Conover's. Of Southern origin, but suitable for the North also; large, productive. ½ ounce 5c, ounce 10c, ¼ pound 20c, pound 50c.

Asparagus Plants

We will have a supply of plants or roots during the month of March. Will appreciate your inquiry for prices. Please mention quantity you wish.

BEANS

Culture—Beans like a well-drained and rather light soil although they will do well in any garden soil, if not planted too early in the spring. In garden culture, Beans should be planted about two inches deep. In rows 18 inches apart, and two or three inches apart in the row. In field culture in drills 2½ to 3 feet apart, so as to cultivate one way with a horse. A crop cannot be expected from a poorly prepared field, or from one that needs deep stirring, as cutting off the roots is very apt to kill the vines and ruin the crop. Beans are rather tender and should not go into the ground until danger of frost is over. One pound of seed will plant about 150 feet of drill; 90 pounds to the acre, when grown for market purposes. Care should be used in picking the Beans at the exact time they are ready to leave the vines. If pulled too early they wilt, and if too late they are so tough that the consumer will not continue buying. Careful attention to the quality of the green beans will insure more profit to the grower.

Bush Beans---Green Pod

5. **BURPEE'S STRINGLESS GREEN POD**—Pods are stringless and of a beautiful fleshy appearance. Ready to market earlier than Red

- Valentine. This Bean is of great value, not only to the market gardener and canner who plants for profit, but also for the amateur who seeks the finest quality for home table. Pound 20c, 10 pounds \$1.50.
6. **GIANT STRINGLESS GREEN POD**—Its round podded meaty bean resembles the Early Red Valentine, only they come in about a week or ten days later. The Pods are of excellent quality, quite stringless and brittle at all stages. Highly recommended. Pound 20c, 10 pounds \$1.50.
 7. **IMPROVED EARLY ROUND POD VALENTINE**—The oldest green podded bush bean. An ideal snap short bean and one that always sells well on the market. Pound 20c, 10 pounds \$1.40.
 8. **IMPROVED EARLY YELLOW SIX WEEKS**—A standard variety. The pods are green; the seeds when fully ripe are yellow, hence the name. Pound 15c, 10 pounds \$1.25.
 9. **BOUNTIFUL**—A prolific and continuous bearer. The first in spring—the last in fall. Absolutely stringless—very tender and delicious flavor. Pound 15c, 10 pounds \$1.25.

POSTAGE EXTRA ON BEANS, SWEET CORN, ONION SETS AND PEAS, AT 8 CENTS PER POUND

BEANS

(CONTINUED)

10. **REFUGEE**—Round pod, very productive and tender; medium early. Pound 15c, 10 pounds \$1.25.

Bush Beans—Wax or Yellow Pod

11. **DWARF GERMAN BLACK WAX**—The old standard yellow round pod. Pound 20c, 10 pounds \$1.50.

12. **CHALLENGE OR BLACK WAX**—Of the Dwarf German Black Wax type, pods slightly larger and more saddle-backed. The dry beans are slightly plumper. The bushes grow more uniformly erect, and produce an abundance of fine pods. Pound 20c, 10 pounds \$1.50.

13. **ROUND POD ROYAL PURPLE WAX**—Plant large, without runners; generally drooping with fruit-laden branches and spreading when fully grown. Matures quite early; the leaf is large, medium green, wide across; pods are round and yellow in color; very brittle, stringless; without fibre and unsurpassed in quality. Being prolific and tender, it will be much in demand by the market gardeners, or those wanting a first-class round pod wax bean. Pound 20c, 10 pounds \$1.50.

14. **DAVIS KIDNEY WAX**—It is of strong growth and wonderfully prolific. The pods are of a clear, waxy, white color. Pound 20c, 10 pounds \$1.50.

15. **GOLDEN WAX**—Old style, productive, the well known standard. Pound 20c, 10 pounds \$1.50.

16. **IMPROVED GOLDEN WAX**—An improvement of the Golden Wax, being rustproof and standing drouth remarkably well. Pods long, nearly straight, broad and flat; golden yellow, fleshy and waxlike. Pound 20c, 10 pounds \$1.50.

17. **CURRIE'S RUSTPROOF**—One of the earliest of wax varieties. Vines strong, robust, holds the pods well up off the ground. Pods long, almost straight, flattened; beautiful golden yellow color. Pound 20c, 10 pounds \$1.50.

18. **WARDWELL'S KIDNEY WAX**—Pods long, flat, of a delicate waxy yellow, very brittle and entirely stringless. *Best market kind.* Pound 20c, 10 pounds \$1.50.

19. **HENDERSON'S BUSH LIMA**—Excellent kind. Pound 20c, 10 pounds \$1.50.

20. **BURPEE'S BUSH LIMA**—Bushes 18 to 20 inches high. Stout growth. Pound 20c, 10 pounds \$1.50.

Pole or Running Beans

CULTURE—Plant as soon as the soil becomes warm and dry, from the first part of May, (for all except Limas), to the latter part of May, in hills 4 feet each way. Limas should not be planted until warm weather has fairly set in. One pound of Limas will plant about 50 hills, allowing four or five beans to a hill and of the smaller sorts about 100 hills. Poles 8 to 10 feet long should be firmly set in the hills before planting seed.

21. **WHITE DUTCH CASE KNIFE**—Good either green or dry. Pound 20c, 10 pounds \$1.50.

22. **KING OF THE GARDEN LIMA**—A vigorous grower, bearing profusely; large pods varying in length from 5 to 8 inches. The beans are large and of rich flavor. Pound 20c, 10 pounds \$1.50.

23. **LAZY WIFE**—Handsome green pods, 5 to 6 inches long, perfectly round, with creases in the back. Early exceedingly productive and of good quality. Pound 20c, 10 pounds \$1.50.

24. **RED SPECKLED CUTSHORT**—A red speckled bean; productive and of good quality. Pound 20c, 10 pounds \$1.50.

25. **KENTUCKY WONDER**—One of the very best pole beans. Vines vigorous; very productive, bearing its long, green pods in large clusters. Pound 20c, 10 pounds \$1.40.

328. **SCARLET RUNNER BEAN**—Ornamental and useful. The vine is graceful; flowers are of a brilliant scarlet, and the beans are of an excellent quality, either when shelled or in a dry state. Pound 25c.

You will notice that we are quoting Beans by the pound instead of pints and quarts. One pound of Beans contains almost the same quantity as the liquid quart measure.

BEETS

Culture—Sow as early in the spring as the ground can be worked, (5 to 6 pounds to the acre), and every two weeks after for a succession up to the first week of June. For general crop, sow about middle of May. The soil should be light, sandy loam, well enriched with stable manure, and plowed and harrowed until very fine. Sow in drills 1 foot to 1 8 inches apart for garden culture, and when well up thin out plants to from 3 to 4 inches apart. The young beets pulled out of the row are excellent, when used as spinach.

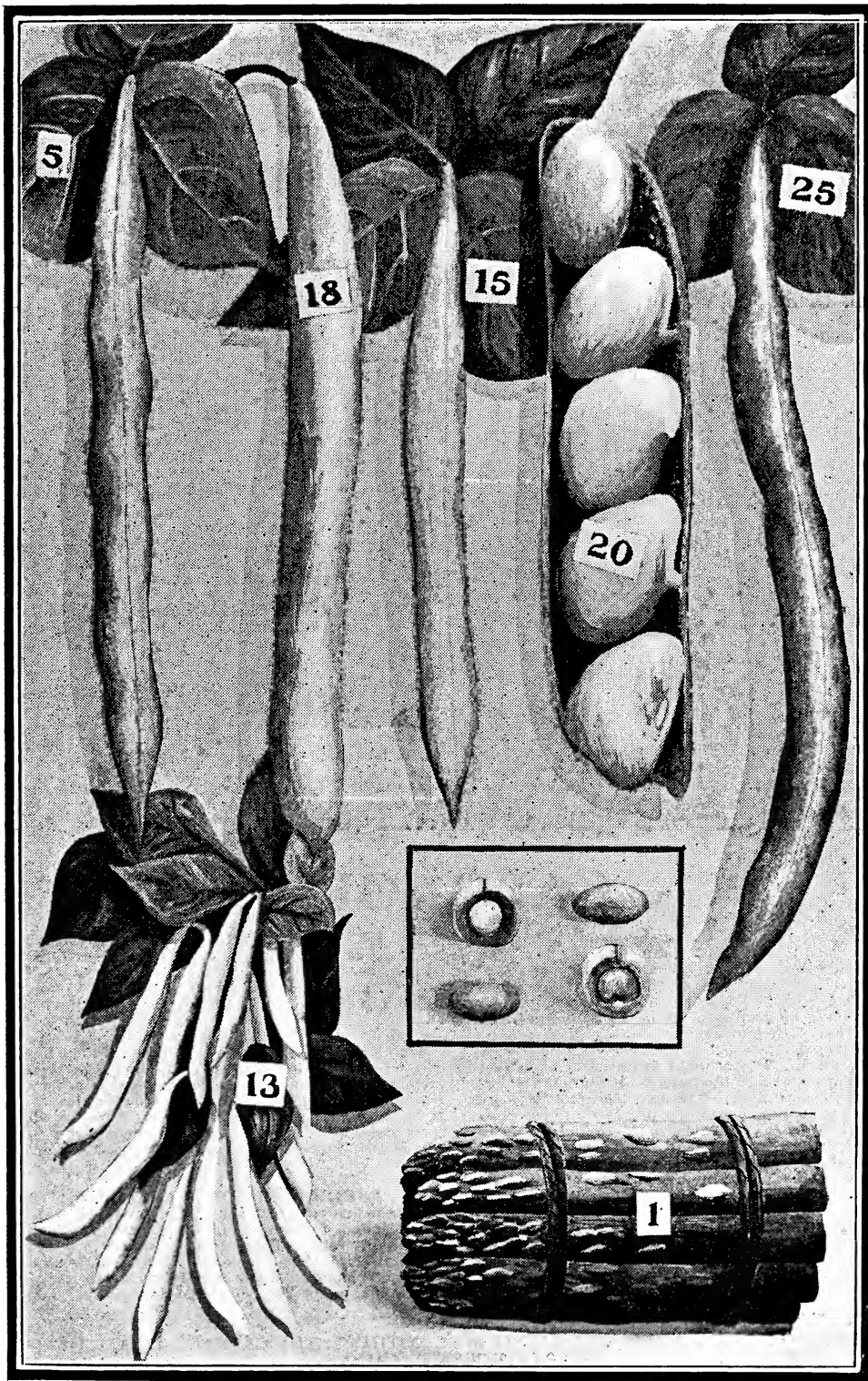
26. **DETROIT DARK RED**—Tops small and upright, admitting of close planting. Roots medium in size, globular to oval and very smooth,

skin a dark blood red, flesh deep bright red, fine grained, crisp, tender and sweet. $\frac{1}{2}$ ounce 5c, ounce 10c, $\frac{1}{4}$ pound 30c, pound 75c.

27. **DIRIGO**—This variety is a rich blood-red, of fine grain and flavor, and earlier than either the Egyptian or the Eclipse. It is generally uniform in shape and size, and is a variety which we consider desirable. $\frac{1}{2}$ ounce 5c, ounce 10c, $\frac{1}{4}$ pound 30c, pound 75c.

28. **EDMAND'S BLOOD TURNIP**—High bred, early, good shape and small top. *A Standard Sort of well Established merit.* $\frac{1}{4}$ ounce 5c, ounce 10c, $\frac{1}{4}$ pound 25c, pound 65c.

POSTAGE EXTRA ON BEANS, SWEET CORN, ONION SETS AND PEAS AT 8 CENTS PER POUND



BEETS

(CONTINUED)

29. **ECLIPSE**—Early, round, blood red. $\frac{1}{2}$ ounce 5c, ounce 10c, $\frac{1}{4}$ pound 25c, pound 65c.

30. **CROSBY'S EGYPTIAN**—A distinct improvement on the old forms of Egyptian beets. It is smoother and of better color and quality than the original sort. $\frac{1}{2}$ ounce 5c, ounce 10c, $\frac{1}{4}$ pound 30c, pound 75c.

31. **EXTRA EARLY EGYPTIAN**—Grows very quickly, producing flat, smooth turnip roots averaging two inches in diameter. $\frac{1}{2}$ ounce 5c, ounce 10c, $\frac{1}{4}$ pound 25c, pound 65c.

32. **EARLY BLOOD RED TURNIP**—The old standby. $\frac{1}{2}$ ounce 5c, ounce 10c, $\frac{1}{4}$ pound 25c, pound 65c.

33. **DEWING'S IMPROVED BLOOD TURNIP**—A popular strain, fine quality. $\frac{1}{2}$ ounce 5c, ounce 10c, $\frac{1}{4}$ pound 25c, pound 65c.

34. **CRIMSON GLOBE**—This is an extremely handsome, second early main crop beet, with richly colored flesh. Skin smooth and form regular. The flesh is a deep purplish crimson, and remarkably sweet and tender. $\frac{1}{2}$ ounce 5c, ounce 10c, $\frac{1}{4}$ lb. 30c, pound 75c.

35. **EARLY TURNIP BASSANO**—Top large, leaf stems light red; leaf light green; root large, round, turnip shaped; flesh pink, zoned with white; very sweet and tender when young. An excellent sort to plant for use as greens. $\frac{1}{2}$ ounce 5c, ounce 10c, $\frac{1}{4}$ pound 30c, pound 75c.

36. **LONG DARK BLOOD**—A large and excellent variety. $\frac{1}{2}$ ounce 5c, ounce 10c, $\frac{1}{4}$ lb. 25c, pound 90c.

37. **SWISS CHARD OR SEA KALE BEET**—This vegetable, although little known in America, is worthy of a place in every garden. The leaf and the leaf stems are parts used and they are much superior to those of other beets to use as greens. Later in the season the broad, flat, beautiful waxlike leaf stems are cooked as a salad or pickled. $\frac{1}{2}$ ounce 5c, ounce 10c, $\frac{1}{4}$ lb. 30c, pound \$1.00.

Mangel Wurzels

(SUGAR BEETS)

Every farmer should grow Mangel Wurzels or Sugar Beets for stock feed. The yield per acre is enormous, thus reducing the cost of winter feeding. All kinds of stock and poultry appreciate the beets.

Culture—Mangels require a deep soil to grow well; plow and subsoil at least 16 to 18 inches and apply plenty of stable manure or complete fertilizer. Sow in May or June, (5 to 6 pounds to the acre), in rows 2 feet apart, and thin out plants to 9 or 10 inches apart in rows. Young plants may be transplanted to fill up vacancies. The use of complete Fertilizers will prove of great benefit to the crop, if applied when plants are 3 to 5 inches in height. The quantity per acre should be determined by the character and condition of the soil. Dig the crop after the first heavy frost. Store in a well-ventilated root cellar, or else pile in a heap 4 to 5 feet high. At first they should have only slight covering, a wagon sheet or piece of canvas; as the cold increases this covering should be replaced by about 5 or 6 inches of straw, corn-stalks, or coarse grass. To prevent this covering being displaced by wind use about 2 inches of earth. As soon as surface soil is frozen add 6 inches more of earth, and the roots will keep in perfect condition.

38. **KLEIN WANZLEBEN**—The best sugar beet, highly recommended as a winter food for milch cows. $\frac{1}{2}$ ounce 5c, ounce 10c, $\frac{1}{4}$ pound 20c, pound 40c, 5 pounds \$1.90 postpaid.

39. **LANE'S IMPERIAL (Sugar)**—A white fleshed, handsome and very productive strain; hardy. $\frac{1}{2}$ ounce 5c, ounce 10c, $\frac{1}{4}$ pound 20c, pound \$1.90 postpaid.

40. **MAMMOTH LONG RED MANGEL**—Best Mangel for deep soil. Very large, wonderfully productive and of good quality. $\frac{1}{2}$ ounce 5c, ounce 10c, $\frac{1}{4}$ pound 20c, pound 40c, 5 pound \$1.90, postpaid, 10 pounds \$3.75 postpaid.

41. **GOLDEN TANKARD**—Highly esteemed for dairy use, flesh solid, yellow. Early, quiet hardy, a heavy cropper. $\frac{1}{2}$ ounce 5c, ounce 10c, $\frac{1}{4}$ pound 20c, pound 40c, 5 pounds \$1.90 postpaid.

CABBAGE


Culture—Soil for Cabbage should be a rich, heavy loam, with good drainage. Such a soil, when supplied with a liberal quantity of stable manure and complete fertilizers, will produce excellent crops. For early spring transplanting, seed should be sown in boxes in the house, between December 25th and January 25th and should be transplanted into other boxes as soon as plants are 2 inches tall. They should again be transplanted into cold frame and then set in open ground about March 10th to 20th. The two transplantings are necessary to produce strong plants that will grow vigorously after set in the open ground. Second early varieties of Cabbage should be started in boxes about February 1st and transplanted twice and set out in open ground during first half of April. If late varieties are planted they should be ready to set out in open ground during the month of May. The plants of early varieties should be set in rows 2 feet apart and 18 inches apart in the row; medium and late varieties in rows 3 feet apart, and from 18 to 24 inches apart in row, depending upon growth of the variety.

42. **EXTRA EARLY EXPRESS**—The earliest heading cabbage in cultivation. It produces pointed heads of fair size, which are ready a week earlier than those of the Jersey Wakefield. $\frac{1}{2}$ oz. 10c, ounce 20c, $\frac{1}{4}$ pound 50c, pound \$1.65.

43. **EARLY SPRING**—Its great value lies in its being a First Early Flat Cabbage, a type preferred over pointed heads by many people. Has short stem and only four or five outside leaves. It has also the peculiarity of heading firmly at an early stage in its growth. Quality unequaled. $\frac{1}{2}$ ounce 10c, ounce 20c, $\frac{1}{4}$ pound 60c, pound \$2.00

44. **EARLY JERSEY WAKEFIELD**—The very best first early cabbage. The heads are pyramidal shape, uniformly pointed at the end, and remarkably solid. The outside leaves are few and of small size, but unusually thick and heavy, enabling plants to withstand severe weather. $\frac{1}{2}$ ounce 10c, ounce 20c, $\frac{1}{4}$ pound 60c, pound \$2.00

THE POTATO IS ALL EYES, SON, BUT IT SEES NOTHING; THE CABBAGE IS ALL HEAD BUT IT DOESN'T THINK.



CABBAGE

(CONTINUED)

45. **EARLY WINNINGSTADT**—The heads are more sharply pointed in form and not so early as Jersey Wakefield. The leaves are rich dark green, slightly glossy, most tightly folded. The heads being very hard. A popular variety, second early. $\frac{1}{2}$ ounce 10c, ounce 15c, $\frac{1}{4}$ lb. 50c, pound \$1.50.

46. **EARLY ETAMPES**—This is an extremely early variety, producing small, quite solid, pointed heads. $\frac{1}{2}$ ounce 10c, ounce 15c, $\frac{1}{4}$ pound 50c, pound \$1.75.

47. **EARLY FLAT DUTCH**—An excellent second early cabbage. $\frac{1}{2}$ ounce 10c, ounce 20c, $\frac{1}{4}$ pound 50c, pound \$1.75.

48. **EARLY YORK**—Very early, producing small oval shaped head. $\frac{1}{2}$ ounce 10c, ounce 15c, $\frac{1}{4}$ pound 40c, pound \$1.50.

49. **CHARLESTON OR LARGE WAKEFIELD**—This sort forms large, solid heads of excellent quality. It is a strain of Wakefield in which the heads are considerably larger and not so pointed; about ten days later. $\frac{1}{2}$ ounce 10c, ounce 20c, $\frac{1}{4}$ pound 60c, pound \$2.00.

50. **ALL HEAD EARLY**—The largest heading of the second early sorts—earlier and a third larger than Early Summer. Most profitable for the market gardener. It is a rapid grower and very tender, and the deep, flat heads are remarkably solid, uniform in size and of compact growth. Having but a few outer leaves it can be planted very close. $\frac{1}{2}$ ounce 10c, ounce 20c, $\frac{1}{4}$ pound 60c, pound \$2.00.

51. **EARLY SUMMER**—Is one of the early cabbages; heads of uniformly round, flattened form. Is exceedingly favorable for market gardening, as it has short outer leaves, adapting it to close planting. Later by two weeks than Early Jersey Wakefield. $\frac{1}{2}$ ounce 10c, ounce 15c, $\frac{1}{4}$ pound 50c, pound \$1.75.

52. **SUCCESSION**—Second early variety, coming in a few days later than Early Summer, but it is nearly double the size of that variety and comes true to its type under most conditions. $\frac{1}{2}$ ounce 10c, ounce 15c, $\frac{1}{4}$ pound 50c, pound \$1.75.

53. **FOTTLER'S BRUNSWICK**—Of dwarf, compact growth. The solid flat heads rest on the soil, while a few outer leaves grow closely about the heads. The foliage is a light green. Heads are uniform and solid. Good for both intermediate and early use. $\frac{1}{2}$ ounce 10c, ounce 20c, $\frac{1}{4}$ pound 50c, pound \$1.75.

54. **ALL SEASONS**—The heads are large, nearly round, somewhat flattened, very solid and good quality. $\frac{1}{2}$ ounce 10c, ounce 15c, $\frac{1}{4}$ pound 50c, pound \$1.75.

55. **PREMIUM LATE FLAT DUTCH**—The well known and popular variety. $\frac{1}{2}$ ounce 10c, ounce 15c, $\frac{1}{4}$ pound 45c, pound \$1.50.

56. **DANISH BALL HEAD OR HOLLANDER**—Heads small and firm. $\frac{1}{2}$ ounce 10c, ounce 20c, $\frac{1}{4}$ pound 60c, pound \$2.00.

57. **LARGE LATE DRUMHEAD**—Short stem. Sureness in heading and regularity in growth has placed this variety at head of list. $\frac{1}{2}$ ounce 10c, ounce 15c, $\frac{1}{4}$ pound 45c, pound \$1.50.

58. **SUREHEAD**—Produces large, round flattened heads. The heads are remarkably uniform, very hard, firm and fine in texture; sweet flavor and has but few loose leaves. Keeps well. $\frac{1}{2}$ ounce 10c, ounce 20c, $\frac{1}{4}$ pound 60c, pound \$2.00.

59. **THE LUPTON**—This splendid cabbage is equal in quality to any other late kind. $\frac{1}{2}$ ounce 10c, ounce 15c, $\frac{1}{4}$ pound 50c, pound \$1.75.

60. **MAMMOTH RED ROCK**—The hardiest and largest heading red cabbage in cultivation. A sure cropper. $\frac{1}{2}$ ounce 10c, ounce 20c, $\frac{1}{4}$ pound 60c, pound \$2.00.

SPECIES OF THE CABBAGE FAMILY

61. **BRUSSEL'S SPROUTS**—A variety of cabbage producing small heads or knobs along the stem. $\frac{1}{2}$ ounce 10c, ounce 15c, $\frac{1}{4}$ pound 50c, pound \$1.75.

Collards

Culture—This is a variety of cabbage largely grown in the South, where it is extensively used for man and beast. It forms a large, loose, open head, or mass of leaves. Freezing does not injure the crop. Sow seeds in the South from January to May, August to September.

62. **TRUE GEORGIA**— $\frac{1}{2}$ ounce 5c, ounce 10c, $\frac{1}{4}$ pound 25c, pound 35c.

Kohlrabi

Culture—This is an excellent vegetable, and should be grown in every garden. Sow in spring, in rows 18 inches apart, afterwards thinning the plants to 8 or 10 inches apart. Keep the weeds down, and when the thickened stems above the ground are 2 inches through they are fit to eat, and should be used at once, being tough when old. They should be cooked the same as turnips and when used at the proper stage, are tender and palatable.

63. **KOHLRABI**—A vegetable of the cabbage tribe, with a thick globular stem, sweet and delicate when not too old. $\frac{1}{2}$ ounce 10c, ounce 20c, $\frac{1}{4}$ pound 50c, pound \$1.75.

Broccoli





64. **WHITE CAPE**—Resembles Cauliflower, but more easily grown. $\frac{1}{2}$ ounce 20c, ounce 35c, $\frac{1}{4}$ pound \$1.00, pound \$3.25.

Cress or Pepper Grass

65. **EXTRA CURLED**—An annual; makes a good salad. Has pungent flavor. $\frac{1}{2}$ ounce 5c, ounce 10c, $\frac{1}{4}$ pound 20c, pound 50c.

104. **WATER CRESS**—The plant is started by sowing the seed in shallow streams of running water or near springs. The leaves are used as an early and wholesome salad in the spring. $\frac{1}{4}$ ounce 10c, $\frac{1}{2}$ ounce 20c, ounce 30c, pound \$3.00.

ACORN BRAND STANDS FOR THE CREAM OF SEED QUALITY. THIS QUALITY COSTS US MORE MONEY, BUT THE SEEDS ARE WORTH THE PRICE



CARROTS

Culture—Carrots may be sown in hot-beds in February for early use. In open ground from March to first of July; however, main crop will produce best results if sown from first of May to first of July. Thin out early plantings to 5 inches apart in the row and main crop 6 to 8 inches apart. The rows should be 10 inches apart for early crop and 15 to 18 inches for main crop. Cultivation should be carefully performed to keep down the weeds and deep hoeing between the rows will give a large increase in the crop. Sow from 2 to 3 pounds to the acre. Carrot tops, cut from young plants, may be used for garnishing.

66. **GUERANDE OR OXHEART**—Very thick and short. $\frac{1}{2}$ ounce 5c, ounce 10c, $\frac{1}{4}$ pound 25c, pound 90c.

67. **CHANTENAY**—Very productive, stump rooted. $\frac{1}{2}$ ounce 5c, ounce 10c, $\frac{1}{4}$ pound 25c, pound 90c.

68. **DANVER'S HALF LONG**—Flesh dark orange; sweet, crisp and tender. Very productive. $\frac{1}{2}$ ounce 5c, ounce 10c, $\frac{1}{4}$ pound 25c, pound 90c.

69. **HALF LONG NANTES**—Stump rooted; Very tender and sweet. $\frac{1}{2}$ ounce 5c, ounce 10c, $\frac{1}{4}$ pound 25c, pound 90c.

70. **INTERMEDIATE RED**—The core is small and tender, flesh a rich orange, of fine flavor. Enormously productive. $\frac{1}{2}$ ounce 5c, ounce 10c, $\frac{1}{4}$ pound 25c, pound 90c.

71. **IMPROVED LONG ORANGE**—The best variety for feeding stock. $\frac{1}{2}$ ounce 5c, ounce 10c, $\frac{1}{4}$ pound 25c, pound 90c.

72. **LONG WHITE BELGIAN**—Very large, for stock. $\frac{1}{2}$ ounce 5c, ounce 10c, $\frac{1}{4}$ pound 25c, pound 90c.

CELERY

Culture—The conditions necessary for successful Celery cultivation are good seed, plenty of manure and complete fertilizers, moisture, and cultivation. The most suitable soil is rich loam finely pulverized and highly enriched with 30 to 40 oads to the acre of good stable manure. Sow seed in boxes for early planting; later plants may be produced from seeds sown in frames or open ground. Transplant 4 inches apart, when three inches high, water and protect until well rooted, then transplant into rows for garden culture 18 inches to 2 feet apart, for field culture in rows 4 to 6 feet apart; set the plants from 8 to 12 inches apart, supply plenty of moisture and see that plants receive thorough cultivation. They may be set either on the surface or in well manured trenches 1 foot in depth. To blanch draw earth around the plants, being careful *not to cover the tops of the center shoots*.

73. **WHITE PLUME**—The earliest variety grown, can be blanched for the table in September. It is a self blanching variety, easily grown by anyone, stalks and inner leaves white, crisp and delicious. $\frac{1}{2}$ ounce 10c, ounce 15c, $\frac{1}{4}$ pound 40c, pound \$1.35.

74. **GOLDEN SELF-BLANCHING**—Valuable early variety; compact stocky, thick, solid, brittle. The large, hard, stalks and inner leaves are beautiful golden-yellow. Rich flavor. $\frac{1}{2}$ ounce 40c, ounce 75c, $\frac{1}{4}$ pound \$2.75, pound \$10.00.

75. **GIANT PASCAL**—This choice celery is of a sweet nutty flavor; stalks thick, solid, stringless, almost brittle as glass; bleaches with slight earthing; very satisfactory for all purposes. $\frac{1}{2}$ ounce 10c, ounce 15c, $\frac{1}{4}$ pound 40c, pound \$1.35.

CAULIFLOWER

Culture—The same as cabbage. In some localities an extra quantity of manure and plenty of water prove profitable. If the soil used for Cauliflower is unusually dry, water frequently, and in some soils it would be beneficial to use a heavy mulching of straw or hay so as to keep the soil moist. Plants should be vigorous when transplanted in open ground, not later than April. Pin

or tie the leaves together as soon as the flower-head has begun to form.

76. **EARLY SNOWBALL**—Beyond question the best cauliflower for either family or market gardens, either for forcing, cold frame or open ground culture. It heads where others fail. $\frac{1}{4}$ ounce 50, ounce \$1.75.

SWEET CORN


Culture—Sweet Corn should not be planted very early in the season; the soil must be warm and should be a rich loam. If planted too early the seed is apt to rot. Sweet Corn will not make any progress until the weather is warm. If possible select a sheltered location for the very early kinds. A succession can be continued with the later kinds by planting at regular intervals from June to middle of August, thus insuring a continuous supply of table corn throughout the summer and fall months. Plant the small early varieties in drills $2\frac{1}{2}$ feet apart and 10 inches apart in the rows. The

taller varieties should be planted in drills 3 feet apart and 12 to 14 inches apart in the rows. Rich manure worked into the soil will increase the crop.

77. **EXTRA EARLY ADAMS**—Not sweet but the earliest table corn; ears small, well filled. Meets an early market demand. Valuable. Pound 10c, 10 pounds 65c.

78. **EARLY ADAMS**—Same quality as Extra Early Adams; about one week later. Pound 10c, 10 pounds 65c.

Postage extra on Beans, Sweet Corn, Onion Sets and Peas at 8 cents per pound.



67

71

68

63

66

74

75

ROSS BROTHERS

SWEET CORN

(CONTINUED)

79. **GOLDEN BANTAM**—Extra Early; Yellow, very tender and sweet. Pound 10c, 10 pounds 90c.

80. **PEEP-O'-DAY**—One of the earliest; very sweet and of delicate flavor. Pound 10c, 10 pounds 90c.

81. **WHITE MEXICAN**—Early, the sweetest of all the sweet corns. It is a valuable kind for the market gardener, as well as for family use. Pound 10c, 10 pounds 90c.

82. **EARLY MINNESOTA**—A standard early variety of dwarf growth, maturing early, ears of fair size and good quality. Pound 10c, 10 pounds 75c.

83. **STOWELL'S EVERGREEN**—This variety is in favor with every market gardener. Is largely used for main or late crops, and finds ready market at profitable figures. The very best kind to plant. Pound 10c, 10 pounds 85c.

84. **PINK EVERGREEN**—A new type of the Evergreen family. Desirable. Pound 10c, 10 pounds 90c.

85. **WHITE EVERGREEN**—Kernels are very white; plant is robust with heavy foliage. Pound 10c, 10 pounds 90c.

86. **COUNTRY GENTLEMAN**—The finest of all sweet corns for table use. Ears 7 to 9 inches long, cob small, and ear irregularly crowded with pearly white kernels of great depth. Quality very sweet and tender; quite productive. Pound 15c, 10 pounds \$1.00.

87. **MAMMOTH LATE SUGAR**—This tall growing sort is one of the whitest of all late kinds; it matures about ten days later than Stowell's Evergreen. Is of exceptionally good quality. Pound 10c, 10 pounds 85c.

88. **EGYPTIAN**—This is the latest sweet corn two week's later than Stowell's Evergreen. It is large in both stalk and ear, and of good quality. Pound 10c, 10 pounds 85c.

You will notice that we are quoting Sweet Corn by the pound instead of pints and quarts. One pound of Sweet Corn contains about the same quantity as the liquid quart.

Ask for prices in larger quantities.

Corn Salad, Egg Plant and Endive

Corn Salad

Culture—Sow during August and September in drills $\frac{1}{4}$ inch deep and 6 inches apart. If the weather is dry when the seed is sown, firm soil to insure germination. Keep weeds down. Just before winter cover thinly with leaves or straw.

102. **LARGE ROUND LEAVED**—Matures in four or five weeks. Sow two ounces to 100 feet of drill. $\frac{1}{2}$ ounce 5c, ounce 10c, $\frac{1}{4}$ pound 20c, pound 60c.

Egg Plant

Culture—Sow seed in hot-bed in March or April, when 2 inches high transplant into a cold frame or small pots so that the plants may become stocky and be readily planted in the open ground. When the weather becomes sufficiently warm, transplant into thoroughly worked and well enriched soil about 3 feet apart each way, draw soil up to stems when about 1 foot high. Egg plant seed will not germinate freely unless plenty of heat is supplied, and if the plants get chilled in the early stage of their growth they seldom recover. Repeated plantings are sometimes necessary. A good plan is to keep some plants in the hot-bed and cold frames for a second planting in case an unexpected cold spell should cut off the first planting in open ground.

103. **NEW YORK IMPROVED PURPLE**—Fruit large, fine and free from thorns, and produces until frost; skin rich purple. $\frac{1}{2}$ ounce 20c, ounce 35c, $\frac{1}{4}$ pound \$1.25, pound \$4.50.

Endive

Culture—Sow in June, July and August; cover lightly. When well up thin out the plants to 8 inches apart, and water well in dry weather. When the leaves are 6 or 7 inches long, blanch by gathering and tying together near the top with yarn or soft twine. This must be done when plants are quite dry or they will rot. At the approach of winter, take up carefully, with a ball of earth around the roots of each plant, and place close together in frame or cellar for winter use. They must be kept dry and have plenty of air, or they will rot.

105. **GREEN CURLED**—A popular sort, with finely cut, parsley-like leaves. $\frac{1}{2}$ ounce 5c, ounce 10c, $\frac{1}{4}$ pound 30c, pound \$1.00.

106. **WHITE CURLED**—Finely cut leaves, almost white with yellow mid-ribs. Can be used without blanching when young. $\frac{1}{2}$ ounce 5c, ounce 10c, $\frac{1}{4}$ pound 30c, pound \$1.00.

107. **BROAD LEAVED BATAVIAN**—Large thick, broad leaves, which form large hearts; one of the best winter salads when blanched. $\frac{1}{2}$ ounce 5c, ounce 10c, $\frac{1}{4}$ pound 30c, pound \$1.00.

CUCUMBERS

Culture—For very early use, sow seeds in hot-bed upon pieces of sod, or in small pots and they can be readily transplanted to cold frames or open ground with an advanced growth of about six weeks, because the roots are well developed and by transplanting the pieces of sod, or earth contained in the pots are not disturbed. If planted in open ground before danger of frost is over they should be protected by glass or paper coverings. Cucumbers may be planted in open ground from May 1st


to middle of July. For general crops sow seed in open ground, at the rate of 2 pounds per acre, in hills 4 feet apart each way, putting a shovel of well-rotted manure in each hill. Plant 7 or 8 seeds in each hill and after danger of lice is past, thin to 3 or 4 vines in each hill. If pickles are wanted, the seed should be planted in hills between the middle of June and middle of July. A rich sandy loam well manured is most suitable for Cucumbers.

Postage extra on Beans, Sweet Corn, Onion Sets and Peas at 8 cents per pound.


86



83



79



102



CUCUMBERS

(CONTINUED)

89. THE DAVIS PERFECT—In shape it is slim and symmetrical, with an average length of 10 to 12 inches; its color is dark glossy green, which is held until ripe, when the fruit turns white without a sign of a yellow streak in it. It is a very strong grower, and this fact, combined with its fine table quality and great productiveness, makes it valuable for market or the home garden. $\frac{1}{2}$ oz. 10c, ounce 15c, $\frac{1}{4}$ pound 30c, pound \$1.00.

90. KLONDYKE—A new variety; very similar to the White Spine. Has proven highly satisfactory. Many Market Gardeners insist that it is the best of all. $\frac{1}{2}$ ounce 5c, ounce 10c, $\frac{1}{4}$ pound 30c, pound \$1.00.

91. EARLY RUSSIAN—The earliest cucumber in cultivation. It is hardy and very prolific; solid with but few seeds. $\frac{1}{2}$ ounce 5c, ounce 10c, $\frac{1}{4}$ pound 30c, pound 85c.

92. EARLY CLUSTER—Pale green; the fruit is borne in clusters near the root; quite productive. $\frac{1}{2}$ ounce 5c, ounce 10c, $\frac{1}{4}$ pound 30c, pound 85c.

93. EARLY FRAME—Excellent sort; fruit straight and smooth; good for table, also for pickling. $\frac{1}{2}$ ounce 5c, ounce 10c, $\frac{1}{4}$ pound 30c, pound \$1.00.

94. COOL AND CRISP—The fruit is straight, long, even and slim, of a very dark green color. A

fine table variety. $\frac{1}{2}$ ounce 5c, ounce 10c, $\frac{1}{4}$ pound 30c, pound \$1.00.

95. THORBURN'S EVERBEARING—A good sort for pickling and table use. $\frac{1}{2}$ ounce 5c, ounce 10c, $\frac{1}{4}$ pound 30c, pound \$1.00.

96. NICHOL'S MEDIUM GREEN—Useful for forcing. Color dark green; flesh crisp and tender, size medium. $\frac{1}{2}$ ounce 5c, ounce 10c, $\frac{1}{4}$ pound 25c, pound 85c.

97. EARLY WHITE SPINE—This cucumber cannot be praised too highly. Color a light green; a table and market sort. $\frac{1}{2}$ ounce 5c, ounce 10c, $\frac{1}{4}$ pound 25c, pound 85c.

98. ARLINGTON WHITE SPINE—Uniform in size, and of a rich dark green color; flesh white, crisp and solid. $\frac{1}{2}$ ounce 5c, ounce 10c, $\frac{1}{4}$ pound 30c, pound \$1.00.

99. CHICAGO PICKLING—A choice strain, crisp and brittle. Are slender and from three to five inches in length when of a proper age for pickling. The fruits are of an unusually dark, green color. $\frac{1}{2}$ ounce 5c, ounce 10c, $\frac{1}{4}$ pound 30c, pound \$1.00.

100. IMPROVED LONG GREEN—Long and crisp. Is perhaps the best all purpose cucumber. $\frac{1}{2}$ ounce 5c, ounce 10c, $\frac{1}{4}$ pound 30c, pound \$1.00.

101. BOSTON PICKLING—A favorite with pickle growers and commercial market gardeners; good for table use, very productive. Fruit small and uniform in size. $\frac{1}{2}$ ounce 5c, ounce 10c, $\frac{1}{4}$ pound 30c, pound \$1.00.

LETTUCE

Culture—Sow in hot-bed or boxes in February and March and in the open ground as soon as it can be worked; transplant to rows 8 inches apart both ways. Extra rich, mellow soil, high cultivation and moisture are demanded by Lettuce to secure best results. Lettuce is hardy and makes better growth when mercury is below 60 degrees, when above 75 degrees the plant is soon drawn out of shape. A succession of plantings at intervals of two weeks, after first out-doors planting is desirable. In August any of the varieties can be sown either outdoors or in frames. In October Grand Rapids and Denver Market may be planted in frames to head in winter. Always sow seed thin and then thin out plants to stand from 6 to 8 inches apart in row. Lettuce requires good soil, carefully enriched with well-rotted manure and well pulverized, to secure the best results. For hot-bed and very early sowing, we especially recommend Big Boston, Grand Rapids, Early Curled Simpson and Black Seeded Simpson.

Cabbage or Headed Varieties

108. DEACON—A large, firm-heading variety, for early summer or late fall use; light-green outside, creamy-yellow inside of fine quality. $\frac{1}{2}$ ounce 5c, ounce 10c, $\frac{1}{4}$ pound 30c, pound \$1.00.

109. BIG BOSTON—A fine, large-heading forcing sort, and succeeds well in cold frames; the plants are very hardy and vigorous. When well grown, the heads are beautifully blanched and tender. $\frac{1}{2}$ ounce 5c, ounce 10c, $\frac{1}{4}$ pound 30c, pound \$1.00.

110. BLACK SEEDED TENNISBALL—One of the earliest heading sorts; quality excellent, $\frac{1}{2}$ ounce 5c, ounce 10c, $\frac{1}{4}$ pound 25c, pound 85c.

111. DENVER MARKET—An early lettuce with beautiful Savoy-like leaves. Heads large and solid, of light-green color, and slow to run to seed. It is in large demand for market purposes. The leaves are curled and crimped in a manner peculiar to this variety. $\frac{1}{2}$ ounce 5c, ounce 10c, $\frac{1}{4}$ pound 25c, pound 85c.

112. EARLY PRIZE HEAD—This lettuce forms a large, tender and crisp head of superior flavor. It is well adapted to forcing and to open ground culture, being hardy. $\frac{1}{2}$ ounce 5c, ounce 10c, $\frac{1}{4}$ pound 25c, pound 85c.


113. IMPROVED HANSON—A white seeded lettuce of American origin, especially adapted to outdoor culture. The leaves are crumpled, the head proper is hard, tender and crisp, with white-blanched appearance at the center. The average size is quite large. In table quality this lettuce is free from bitter taste, having sweet, rich flavor, even to the outer leaves. Resists heat and drought well, and is slow to run to seed. $\frac{1}{2}$ ounce 5c, ounce 10c, $\frac{1}{4}$ pound 30c, pound \$1.00.

114. CALIFORNIA CREAM BUTTER—This variety forms large, solid, round compact heads; light-green outside and creamy-yellow within. It is medium early, and strongly recommended as a summer variety. $\frac{1}{2}$ ounce 5c, ounce 10c, $\frac{1}{4}$ pound 30c, pound \$1.00.

115. NEW YORK MARKET—Large heads, solid, blanches beautifully, crisp and tender. $\frac{1}{2}$ ounce 5c, ounce 10c, $\frac{1}{4}$ pound 35c, pound \$1.25.

116. MAXIMUM—A strong growing and large heading variety late summer lettuce of the Butter Head Type. Very fine quality and desirable for growing in the South for Northern Markets. Slow to seed. $\frac{1}{2}$ ounce 5c, ounce 10c, $\frac{1}{4}$ pound 35c, pound \$1.25.

Home gardens are of great value. They give "that boy" something to do, and then, too, every member of the family likes the taste of home grown things. A few Flowers on the table taste good, too.



LETTUCE

(CONTINUED)

117. **WHITE SEEDED TENNISBALL**—A popular, early, small, compact-heading kind, for early outdoor culture; can be planted closely. $\frac{1}{2}$ ounce 5c, ounce 10c, $\frac{1}{4}$ pound 30c, pound \$1.00.

119. **PARIS WHITE COS**—The Cos lettuces are quite distinct and are popular on account of the very tender, crisp leaves and delicious flavor. The leaves are long and narrow and need to be tied up, when they soon form solid heads, and blanch white. $\frac{1}{2}$ ounce 5c, ounce 10c, $\frac{1}{4}$ pound 25c, pound \$1.00.

Curled or Loose Leafed

120. **EARLY CURLED SILESIA**—A leading early sort; fine for table use. $\frac{1}{2}$ ounce 5c, ounce 10c, $\frac{1}{4}$ pound 25c, pound 85c.

121. **EARLY CURLED SIMPSON**—White seeded. Fine loose heads, tender and very good. $\frac{1}{2}$ ounce 5c, ounce 10c, $\frac{1}{4}$ pound 25c, pound 85c.

122. **GRAND RAPIDS**—Desirable for forcing or open air culture in early spring. The growth is compact, and it may be set closely, say 6x6 inches. A quick grower and a fine shipper; free from rot, and after being cut lasts a long time without wilting. $\frac{1}{2}$ ounce 5c, ounce 10c, $\frac{1}{4}$ pound 30c, pound \$1.00.

123. **BLACK SEEDED SIMPSON**—Loose-head. Good for forcing as well as outside culture. $\frac{1}{2}$ ounce 5c, ounce 10c, $\frac{1}{4}$ pound 30c, pound \$1.00.

124. **TILTON'S WHITE STAR**—One of the best for forcing or open ground; large, loose head, thick savoyed leaves. $\frac{1}{2}$ ounce 5c, ounce 10c, $\frac{1}{4}$ pound 30c, pound \$1.00.

Kale or Borecole

125. **DWARF CURLED SCOTCH**—Leaves are bright-green, tender and delicate in flavor. $\frac{1}{2}$ ounce 5c, ounce 10c, $\frac{1}{4}$ pound 25c, pound 85c.

126. **TALL GREEN CURLED SCOTCH**—This makes a beautiful plant about 2 $\frac{1}{2}$ ft. high. $\frac{1}{2}$ ounce 5c, ounce 10c, $\frac{1}{4}$ pound 30c, pound \$1.00.

MUSTARD, NASTURTIUMS AND OKRA OR GUMBO

Mustard

Culture—Sow thickly in early spring, in shallow drills, and firm the earth. For fall salad sow in September, and in frames or boxes during the winter.

160. **SOUTHERN GIANT CURLED**—Large green leaves with extra curled edges. Fine for salad and very effective in garnishing. $\frac{1}{2}$ ounce 5c, ounce 10c, $\frac{1}{4}$ pound 20c, pound 50c.

161. **OSTRICH PLUME**—Leaves curled and frilled like an ostrich plume. $\frac{1}{2}$ ounce 5c, ounce 10c, $\frac{1}{4}$ pound 20c, pound 50c.

162. **BLACK**—Small leaves, crisp and pungent. Ounce 5c, $\frac{1}{4}$ pound 10c, pound 25c.

163. **WHITE**—Usually grown for its large, round, yellow seeds, which are used as a condiment. Ounce 5c, $\frac{1}{4}$ pound 10c, pound 25c.

Nasturtiums

Nasturtiums of all varieties are useful for furnishing seed pods which make delicious pickles. The pods for pickling should be gathered while green and with a portion of the stem attached.

Pick them over and place in a jar until filled, then cover them with cider vinegar that has been brought to boiling temperature and is still warm to keep for winter use.

561. **TALL MIXED**— $\frac{1}{2}$ ounce 5c, ounce 10c, $\frac{1}{4}$ pound 25c, pound 60c.

572. **DWARF**— $\frac{1}{2}$ ounce 5c, ounce 10c, $\frac{1}{4}$ pound 25c, pound 60c.

Okra or Gumbo

Culture—Sow late in the spring, after the ground has become warm, in drills 3 feet apart, where the plants are to remain. Thin out to from 9 to 12 inches. Soil should be well manured. Plants may also be raised in pots or hotbed, and transplanted.

164. **LONG POD**—The pods are produced in great abundance, and when ready to use are from four to five inches long, of a handsome green color, and of the best quality. $\frac{1}{2}$ ounce 5c, ounce 10c, $\frac{1}{4}$ pound 20c, pound 50c.

165. **WHITE VELVET**—Of tall growth, pods never prickly to touch, being always round and smooth. $\frac{1}{2}$ ounce 5c, ounce 10c, $\frac{1}{4}$ pound 20c, pound 50c.


MUSK MELONS

Only selected melons are reserved for seed use. We are thus enabled to supply the very highest grade of seed. You will please note that our prices are reasonable when quality is considered. If you want large quantities, write us for quotations. Please mention the quantity of seed that you require.


Culture—Select a rich soil, and after danger of frost is over, and the ground has become warm and dry, plant in hills 4 to 6 feet each way, and 6 to 8 seeds in a hill. When up and all danger of insects has passed, pull out all but 3 plants. Culti-

vate until the vines cover the ground and pinch off the ends of the growing vines to induce early fruiting. It is quite important that proper soil be selected for growing Musk Melons. Wood ashes, lime, or tobacco dust, sifted over young plants, when the dew is on, is sometimes effective to prevent the attack of insects. A few hills for early use may be had by sowing seed in hot-bed on pieces of sod or in pots and then transplant as soon as weather conditions are favorable. The seed may also be started out of doors in frames or under hand glasses and then transplanted.


The Boys and Girls of to-day will be the Men and Women of next year. See the premiums we offer. Inside front cover and page 44. We want some one to win them.



108



109



123



113



114



122

CROSS BROTHERS

MUSK MELONS

(CONTINUED)

127. **BURREL'S GEM**—It has a thin, tough rind and is closely netted. The meat is of a reddish orange, very thick, fine grained and spicy, not containing too much water or acid. The seed cavity is unusually small. All these points combined make it a first class melon, both for its good eating and fine shipping qualities. $\frac{1}{2}$ ounce 5c, ounce 10c, $\frac{1}{4}$ pound 25c, pound 90c.

128. **NETTED ROCK**—Is an excellent shipper, having a tough, densely netted skin and thick, solid, brittle green flesh. Never mushy or poor, its flesh is deliciously sweet. A rust resistant variety. You will be satisfied if you give it a trial. $\frac{1}{2}$ ounce 5c, ounce 10c, $\frac{1}{4}$ pound 20c, pound \$1.00.

129. **NORFOLK BUTTON**—Very early and prolific; thick, sweet, green flesh. $\frac{1}{2}$ ounce 5c, ounce 10c, $\frac{1}{4}$ pound 35c, pound \$1.00.

130. **DEFENDER**—One of the best yellow-fleshed sorts, medium size, oval in shape, flesh very firm and rich. Vigorous and productive. $\frac{1}{2}$ ounce 5c, ounce 10c, $\frac{1}{4}$ pound 30c, pound \$1.00.

131. **NETTED GEM**—Very early; small and of fine flavor; green flesh. $\frac{1}{2}$ ounce 5c, ounce 10c, $\frac{1}{4}$ pound 25c, pound 75c.

132. **ROCKY FORD**—An improved Netted Gem. Very sweet and fine flavored; oblong. $\frac{1}{2}$ ounce 5c, ounce 10c, $\frac{1}{4}$ pound 25c, pound 75c.

133. **EARLY GRAND RAPIDS**—(Yellow flesh).—This early musk melon matures about one week earlier than any other sort. $\frac{1}{2}$ ounce 5c, ounce 10c, $\frac{1}{4}$ pound 30c, pound \$1.00.

134. **GREEN NUTMEG**—Considered the best variety in cultivation for family use. Vines vigorous, hardy, productive; fruit round, slightly flattened at both ends, ribbed, covered with coarse netting; flesh very thick, green and of the highest flavor. $\frac{1}{2}$ ounce 5c, ounce 10c, $\frac{1}{4}$ pound 25c, pound 85c.

Culture—Watermelons give best results when planted on light, well drained soils. The hills should be 8 feet apart each way and some well-rotted manure in each hill, thoroughly worked into the soil. Plant the seed as soon as weather is warm and settled. 6 to 8 seeds should be planted in each hill and after the plants are well established they should be thinned to 3 or 4 plants in each hill. Cultivation should be kept up until vines cover the ground. A few hills for early use may be grown in same manner as suggested under the heading of Musk Melons.

144. **HALBERT HONEY**—Equals the Kleckly Sweets in superb luscious flavor, and has fruits more even and regular in outline. The melons average 18 to 20 inches long and are full or bluntly rounded

135. **JENNY LIND**—The earliest of the green fleshed sorts, and one of the sweetest. It is of flattened form, small size. $\frac{1}{2}$ ounce 5c, ounce 10c, $\frac{1}{4}$ pound 25c, pound 90c.

136. **EMERALD GEM**—Excellent quality, is of medium size: skin ribbed, though perfectly smooth and of deep emerald green color. Flesh salmon color, thick, very juicy; flavor sweet and luscious. Melons mature extremely early. $\frac{1}{2}$ ounce 5c, ounce 10c, $\frac{1}{4}$ pound 25c, pound 85c.

137. **HACKENSACK**—(Green flesh)—A large, round variety, flattened at both ends and well ribbed. $\frac{1}{2}$ ounce 5c, ounce 10c, $\frac{1}{4}$ pound 25c, pound 85c.

138. **EXTRA EARLY HACKENSACK**—(Green flesh)—The new form is about ten days earlier than the old Hackensack, of almost equal size. $\frac{1}{2}$ ounce 5c, ounce 10c, $\frac{1}{4}$ pound 25c, pound 85c.

139. **NEW FORDHOOK**—Thick flesh of orange-yellow color, very small seed cavity; about the same size as Jenny Lind. Excellent shipper. $\frac{1}{2}$ ounce 10c, ounce 15c, $\frac{1}{4}$ pound 50c, pound \$1.50.

140. **BALTIMORE OR ACME**—This melon is large, showy and quite early. It is strongly netted and has thick, green flesh of rich flavor and aroma. $\frac{1}{2}$ ounce 5c, ounce 10c, $\frac{1}{4}$ pound 25c, lb. 85c.

141. **MONTREAL MARKET**—Is of large size and delicious melting flavor; the skin is green, and the flesh is light green in color. A weight of 15 to 20 pounds is not rare. $\frac{1}{2}$ ounce 5c, ounce 10c, $\frac{1}{4}$ pound 25c, pound 85c.

142. **BAY VIEW**—The flesh is light-green, the flavor is first-class. Is a very large and productive sort; remains firm a long time after ripening, which adds materially to its market value. $\frac{1}{2}$ ounce 5c, ounce 10c, $\frac{1}{4}$ pound 25c, pound 85c.

143. **MILLER'S CREAM OR OSAGE**—Medium to large, slightly oval, and handsomely netted; flesh rich salmon, deep, firm, sweet and melting. $\frac{1}{2}$ ounce 5c, ounce 10c, $\frac{1}{4}$ pound 25c, pound 85c.

See page 10 for other varieties.





WATER MELONS

at both ends. The skin is a dark glossy green, the flesh a beautiful crimson. $\frac{1}{2}$ ounce 5c, ounce 10c, $\frac{1}{4}$ pound 25c, pound 85c.

145. **KLECKLY SWEETS**—It is especially desirable for its fine flavor, is a long oval shaped water melon with dark-green rind. The flesh is scarlet, very firm, and of luscious quality and crisp texture. It is a good family melon but the rind is too tender for distant shipping. $\frac{1}{2}$ ounce 5c, ounce 10c, $\frac{1}{4}$ pound 25c, pound 85c.

146. **FORDHOOK EARLY**—One of the earliest of the extra early varieties. Shape nearly round; color a medium shade of green; flesh bright red and of deliciously sweet flavor. Rind is sufficiently hard to make a good shipper. $\frac{1}{2}$ ounce 5c, ounce 10c, $\frac{1}{4}$ pound 30c, pound \$1.00.

We are not the lowest price dealers in seeds because we believe good seeds at a reasonable price are really the cheapest at the end of the season. *It costs more money to grow good seeds.* But it pays us to sell that kind.



Water Melons

(CONTINUED)

118. PHINNEY'S EARLY—A very early variety, medium and uniform size. The skin is smooth, with narrow, white-mottled and dark-green stripes. Flesh light red or pink, very sweet and delicious. $\frac{1}{2}$ ounce 5c, ounce 10c, $\frac{1}{4}$ pound 20c, pound 60c.

147. CUBAN QUEEN—A favorite water melon for home and market. Exterior beautifully striped and mottled. Rind thin, but firm; flesh bright red, solid, sweet and luscious. One of the best keepers of all watermelons, and a first rate shipper. $\frac{1}{2}$ ounce 5c, ounce 10c, $\frac{1}{4}$ pound 20c, pound 60c.

148. SWEETHEART—A large melon, nearly globular in shape. Skin a bright, beautiful, mottled light-green. Flesh red, firm, crisp, melting and sweet. A good snipper and an excellent keeper. $\frac{1}{2}$ ounce 5c, ounce 10c, $\frac{1}{4}$ pound 20c, pound 60c.

149. FLORIDA FAVORITE—Dark and light green; oblong, flesh bright crimson, crisp and sweet. Ripens 10 days ahead of Kolb Gem; a splendid shipper. $\frac{1}{2}$ ounce 5c, ounce 10c, $\frac{1}{4}$ pound 15c, pound 50c.

150. PEERLESS—Size medium; rind mottled green; flesh bright scarlet fine grained, solid to the center, of good flavor; thin rind, productive. $\frac{1}{2}$ ounce 5c, ounce 10c, $\frac{1}{4}$ pound 20c, pound 60c.

151. DIXIE—About one-third longer than thick. Skin dark-green and beautifully striped with light-green. Rind thin but remarkably hard. Flesh bright-scarlet, sweet and juicy. Large size; 10 days earlier than Kolb Gem; productive. $\frac{1}{2}$ ounce 5c, ounce 10c, $\frac{1}{4}$ pound 20c, pound 60c.

152. KOLB GEM—Round; skin mottled and striped with light and dark-green. The rind though thin is tough, and the melon bears handling and shipping long distances. The flesh is bright-red, but inclined to coarseness. $\frac{1}{2}$ ounce 5c, ounce 10c, $\frac{1}{4}$ pound 15c, pound 50c.

Culture—Onions must have a clean and very rich soil. A good loam, previously cultivated for two years is the best. The land should be highly fertilized with well-rotted manure and fertilizers. Fresh stable manure has a tendency to produce soft, unsalable onions. One ounce will plant 100 feet of drill or 5 pounds to the acre. Sow in drills 1 foot apart as soon as the ground can be worked in the spring. Thin plants to three or four inches apart, using rake and hoe frequently to keep down the weeds. The finest Onions are produced by sowing seed in hot-beds in February and March and transplanting seedlings to the open ground in rows where they are to mature. Onions require a very high culture, and weeds soon choke them out if permitted to grow. Bottom sets are little onions, grown the previous year, when set out in the spring they soon form large onions. If you wish to grow onion sets, use 70 to 80 pounds of seed to the acre, drilled in very thick.

166. LARGE RED WETHERSFIELD—This is the most popular standard variety in many States. It is not an early ripening sort, but continues grow-

999. ICE CREAM—One of the best water melons, solid, always of good flavor, rind very thin. $\frac{1}{2}$ ounce 5c, ounce 10c, $\frac{1}{4}$ pound 20c, pound 65c.

153. MAMMOTH IRONCLAD—The flesh is of fine quality, always solid and never mealy. The heart is very large and the flesh next the rind is fully equal in quality to that at the center. Uniformly large. Is one of the best shippers. $\frac{1}{2}$ ounce 5c, ounce 10c, $\frac{1}{4}$ pound 15c, pound 50c.

154. ALABAMA SWEETS—Oblong, large, dark-green; faintly striped, very sweet, stringless prolific. One of the best shippers. $\frac{1}{2}$ ounce 5c, ounce 10c, $\frac{1}{4}$ pound 25c, pound 75c.

155. GEORGIA RATTLESNAKE—Sometimes called Gypsy. Very large, good shipping quality. Oblong, striped and mottled with various shades of green; flesh right-red; flavor first-class. $\frac{1}{2}$ ounce 5c, ounce 10c, $\frac{1}{4}$ pound 15c, pound 50c.

156. SEMINOLE—Large and productive. Color gray, sometimes light-green; flesh carmine, of good quality. Rind thin but tough, makes the melon an excellent shipper. Gray and green melons are borne on the same vine. $\frac{1}{2}$ ounce 5c, ounce 10c, $\frac{1}{4}$ pound 15c, pound 50c.

157. BLUE GEM OR ICEBERG—A blue Kolb Gem. Better quality, more desirable for shipping than the old Kolb Gem. $\frac{1}{2}$ ounce 5c, ounce 10c, $\frac{1}{4}$ pound 15c, pound 50c.

158. TRIUMPH—Bluish green skin, red flesh, very large; good shipper. $\frac{1}{2}$ ounce 5c, ounce 10c, $\frac{1}{4}$ pound 15c, pound 50c.

159. BLACK BOULDER—Very productive reaching a mammoth size with rich, dark-green skin. It cuts equal to any market melon we have eaten, and its shipping qualities are splendid, no other melon equalling it in tough skin. $\frac{1}{2}$ ounce 5c, ounce 10c, $\frac{1}{4}$ pound 15c, pound 50c.

ONIONS


ing throughout the season and makes very large onions. Though well flattened, the solid onions are thick through. The outer skin is a deep, rich, purplish red, smooth and glossy; flesh white, lightly tinged with pinkish rose. Keeps well for late markets. $\frac{1}{2}$ ounce 5c, ounce 10c, $\frac{1}{4}$ pound 30c, pound 90c.

167. EXTRA EARLY RED—Smaller than Red Wethersfield, matures in ten days less time. Mild flavor; color a deep, rich red, grain fine and close; the onion is solid and heavy. Well adapted to the early market. $\frac{1}{2}$ ounce 5c, ounce 10c, $\frac{1}{4}$ pound 25c, pound 90c.


168. AUSTRALIAN BROWN—Uniform in size and shape, hard and solid. Ripens early, and never makes scallions. Medium size, round, with skin of a deep amber brown; flesh mild and agreeable. $\frac{1}{2}$ ounce 5c, ounce 10c, $\frac{1}{4}$ pound 25c, pound 90c.

518. SOUTHPORT RED GLOBE—Grows to good size, rich red color with small neck; a fine keeper. $\frac{1}{2}$ ounce 5c, ounce 10c, $\frac{1}{4}$ pound 35c, pound \$1.10.

The advertiser who thinks that by dishonest statements he is fooling the public, is simply fooling himself. The public are not fools, whether they live in the country or largest cities




154



155



145



159

ONIONS

(CONTINUED)

169. YELLOW DANVERS—Flattened; reliable for bottoming and large yield. Flesh white, fine grained and mild. $\frac{1}{2}$ ounce 5c, ounce 10c, $\frac{1}{4}$ pound 25c, pound 85c.

170. YELLOW GLOBE DANVERS—This improved variety is pronounced by onion growers the very best strain of Danvers in cultivation. It is the earliest yellow-globe variety, large in size, uniformly perfect in shape, and one of the largest croppers from seed. $\frac{1}{2}$ ounce 5c, ounce 10c, $\frac{1}{4}$ pound 30c, pound 90c.

171. AILSA CRAIG—A splendid English variety of immense size. They are oval in shape and of a pale straw color, flavor exceedingly mild and delicate. In competition with other varieties at the English shows it has won more prizes than any other variety introduced. $\frac{1}{2}$ ounce 15c, ounce 30c, $\frac{1}{4}$ pound \$1.00, pound \$3.75.

172. PRIZE TAKER—One of the finest varieties for the American climate; grows to an immense size; of handsome, globe shape; skin pale straw-color; flesh sparkling white of delicate and mild flavor. $\frac{1}{2}$ ounce 5c, ounce 10c, $\frac{1}{4}$ pound 30c, pound \$1.00.

173. YELLOW DUTCH OR STRAUSBURG—The great set onion. The sets grow round, plump and bright. Large onions flattened; flesh pure white, mild flavor and an excellent keeper; skin bright yellow. $\frac{1}{2}$ ounce 5c, ounce 10c, $\frac{1}{4}$ pound 30c, pound 90c.

174. SOUTHPORT YELLOW GLOBE—Like the well-known White Globe, except color of skin. This is more perfectly globe-shaped than the Globe Danvers, but not so early; an excellent keeper. A heavy cropper; handsome in appearance and of large size. $\frac{1}{2}$ ounce 5c, ounce 10c, $\frac{1}{4}$ pound 30c, pound 90c.

176. MAMMOTH SILVER KING—The flesh has a particularly mild flavor. No other white onion attains such a mammoth size. Bulbs are of attractive shape, flattened, but thick. $\frac{1}{2}$ ounce 10c, ounce 15c, $\frac{1}{4}$ pound 50c, pound \$1.65.

177. WHITE PORTUGAL OR SILVER SKIN—Medium size, flat, very early, good keeper, fine grained, mild and delicate. $\frac{1}{2}$ ounce 10c, ounce 15c, $\frac{1}{4}$ pound 50c, pound \$1.65.

178. SOUTHPORT WHITE GLOBE—The large bulb is beautiful and symmetrical with clear, white skin; flesh firm, fine grained and mild to the taste. $\frac{1}{2}$ ounce 15c, ounce 20c, $\frac{1}{4}$ pound 60c, pound \$2.00.

LEEK

Culture—A hardy species of onion, sow in drills or broad-cast. When 6 inches high transplant into rows a foot apart, setting the plants 4 to 5 inches deep and about 6 inches apart in the row. Used mostly in soups and stews.

935. LARGE AMERICAN FLAG—Largely grown for fall and winter use. It is of quick, strong growth, producing long stems of uniform shape and size, averaging 2 inches through by 10 inches long, blanching beautifully white and of fine, mild flavor. $\frac{1}{2}$ ounce 5c, ounce 10c, $\frac{1}{4}$ pound 30c, pound \$1.00.

ONION SETS

Onion sets should be planted as early as the ground is in condition to work, in rows 12 to 15 inches apart with the sets 2 inches apart in rows. Green onions for bunching come in very early, while the crop of large bulbs mature very much earlier than if planted from seed.

Yellow Bottom Sets.....	Lb.
White Bottom Sets.....	10c
Red Bottom Sets.....	10c

Ask for Price on quantities.

You will notice that we are quoting Onion Sets by the pound instead of pints and quarts. One pound of Onion Sets contains about the same quantity as the liquid quart.

Postage extra at 8 cents per pound.

PARSLEY AND PARSNIPS

Parsley

Culture—Soak the seed in warm water for several hours, and sow in border or frame; thin the row or transplant to another bed. If to be carried late into the fall, set eight inches apart both ways, and cover with litter. It will go through the winter with moderate protection. Use one ounce of seed to 150 feet of drill. Make open ground sowing in April.

179. DOUBLE CURLED—Compact, very curly and finely cut; bright-green color. $\frac{1}{2}$ ounce 5c, ounce 10c, $\frac{1}{4}$ pound 25c, pound 90c.

180. EMERALD—Leaves tender, beautifully crimped, handsome green color. $\frac{1}{2}$ ounce 5c, ounce 10c, $\frac{1}{4}$ pound 25c, pound 90c.

181. MOSS CURLED—A choice selected strain with beautifully crimped and curled bright-green leaves. $\frac{1}{2}$ ounce 5c, ounce 10c, $\frac{1}{4}$ pound 25c, pound 90c.





Parsnips

Culture—Sow as early in the spring as the ground can be worked, in drills 18 inches apart. Only rich soil should be used and the ground should be thoroughly and deeply cultivated before sowing seed. Thin to 6 or 8 inches apart in the rows. Hoe and cultivate frequently to keep the weeds down.

182. IMPROVED HOLLOW CROWN—A fine strain of Hollow Crown parsnip. The Roots do not grow quite as long as the old variety, are of larger diameter and more easily gathered. Is a heavy cropper; the roots are very smooth, flesh fine grained and excellent quality. The best variety for market or home garden. $\frac{1}{2}$ ounce 5c, ounce 10c, $\frac{1}{4}$ pound 25c, pound 75c.

IMPROVED GUERNSEY—An improved strain which has given general satisfaction. The roots do not grow so long as those of the Hollow Crown, but are of greater diameter and more easily gathered. Of excellent quality $\frac{1}{2}$ ounce 5c, ounce 10c, $\frac{1}{4}$ pound 25c, pound 75c.

Home gardens are of great value. They give "that boy" something to do, and then too, every member of the family likes the taste of home grown things. A few Flowers on the table taste good, too.



PEAS

Culture—The Pea is hardy and endures cold well, either in or above the ground. It is best to sow the earliest varieties as soon as possible, in warm light soil, prepared the previous autumn or winter. The main crop may be sown about two weeks later and on somewhat heavier soil. Sow Peas in drills about 2 to 3 inches deep, in rows 2½ to 3½ feet apart. In garden culture sow in double rows 10 inches apart. One pound will sow 40 feet of drill. Avoid fresh manure or very rich soil or too rank vine growth will result.

Prices entered in the Garden Section of this Seed Book include postage, except where otherwise stated.

Postage will cost extra on Beans, Peas, Sweet Corn and Onion Sets at 8 cents per pound.

Extra Early Sorts

183. ALASKA—The earliest of all the extra early sorts; vines about 2 feet high. The pod is about 3 inches long, well filled with uniformly round peas. Very profitable as an early market pea. The seed when matured is of a bluish color. Pound 15c, 10 pounds 95c.

184. FIRST AND BEST—Very early and prolific; the standard variety. Height 2½ feet. Pound 15c, 10 pounds 95c.

185. RURAL NEW YORKER—Very early, prolific, uniform in ripening. Height 2½ feet. Pound 15c, 10 pounds 95c.

186. ROSS BROTHERS EXTRA EARLY—Good cropper and a satisfactory sort for market purpose. Pound 15c, 10 pounds 95c.

187. SUTTON'S EXCELSIOR—A s early as American Wonder, with much larger pods, and more prolific. Height 1 foot. Pound 20c, 10 pounds \$1.25.

188. GRADUS—This popular, large podded wrinkled pea of the finest quality, matures pods only two or three days later than the small-podded round-seeded extra earlies. The vine has heavy stems with light green leaves, and grows three feet high. Produces uniformly large pods, measuring four to four and a half inches in length, nearly round well filled with very large handsome peas of the finest flavor. Pound 20c, 10 pounds \$1.50.

189. AMERICAN WONDER—A very fine extra early wrinkled variety for the private garden. Quite productive, flavor and quality excellent; height 10 inches. Pound 20c, 10 pounds \$1.25.

190. NOTTS' EXCELSIOR—An improvement on American Wonder, being as early, with pods decidedly longer and many more of them to the plant. Height 10 to 12 inches. Pound 20c, 10 pounds \$1.25.

191. McLEAN'S LITTLE GEM—Very early, prolific and of good flavor. Height about 15 inches. Pound 15c, 10 pounds \$1.00.

192. EXTRA PREMIUM GEM—A fine early wrinkled pea, with vine about 15 inches high; the pods are long and produced in abundance. It is an improvement on Little Gem wrinkled peas. Pound 15c, 10 pounds \$1.10.

Second Early Sorts

193. IMPROVED STRATEGEM—An excellent wrinkled pea with sturdy vine, growing from 20 to 24 inches high. It is vigorous and productive. The pods are of extra large size, often measuring five inches in length, always well filled. Splendid flavor. Pound 15c, 10 pounds \$1.25.

194. BLISS EVERBEARING—A splendid wrinkled pea 2 to 2½ feet high of good quality and flavor. Its season is medium to late. It does not require stocks. Pound 15c, 10 pounds \$1.15.

195. BLISS ABUNDANCE—A wrinkled pea of sturdy growth reaching a height of only 15 to 18 inches. Remarkable for its tendency to branch at roots, forming a veritable bush; prolific bearer. Pound 15c, 10 pounds \$1.15.

196. CARTER'S DAISY OR DWARF TELEPHONE—One of the very best second early sorts; pods frequently five inches in length and contain pine to ten peas. Of splendid flavor; height about 18 inches. Pound 15c, 10 pounds \$1.25.

197. TELEPHONE—This is a fine wrinkled pea, growing about four feet in height. The peas are large and of a pale-green color, and possess a superior sugary flavor. Is a medium late variety, robust in habit of growth, and a great bearer. Pound 15c, 10 pounds \$1.15.

198. McLEAN'S ADVANCER—A fine wrinkled sort. Valuable for all purposes. Pound 15c, 10 pounds \$1.15.

Late Varieties

199. CHAMPION OF ENGLAND—A handsome variety, popular everywhere; one of the richest and best flavored green wrinkled peas. About five feet in height. Pound 15c, 10 pounds \$1.00.

200. DWARF CHAMPION—Improved, very prolific; peas large and of fine flavor. Height about 2 feet. Pound 15c, 10 pounds \$1.25.

201. BLACK EYE MARROWFAT—An old and still widely popular kind; grown extensively. Height 4 to 5 feet; very hardy and productive. Pound 10c, pounds 65c.

202. WHITE MARROWFAT—A smooth pea, growing 3 to 4 feet high, depending upon soil and weather. An old favorite; very productive. Pound 10c, 10 pounds 65c.

Write for Prices on Peas in Larger Quantities

You will notice that we are quoting Peas by the pound instead of pints and quarts. One pound of Peas contains almost the same quantity as the liquid pint measure.

Cow or Field Peas

are a money making crop. Every careful farmer should plant more largely each year, thus insuring increased soil fertility and larger yields of other grain crops that follow on the same land. Description and Varieties will be found on page 47.

WHEN YOU PLANT A BED OF FLOWERS CONSIDER THE PLEASING APPEARANCE OF A MASS OF COLOR.

183

189

188




190

197

203

204



ROSS BROTHERS

PEPPERS

Culture—The Pepper plant is tender and should be started under glass. Warm moist soil is best, with plenty of well-rotted manure plowed under. The plants should be set 1½ feet apart in rows 2½ to 3 feet apart. Sow seed in hot-beds in March, the plants may be transplanted into small pots and then when the ground is warm the Peppers will make rapid growth after they are set out in open ground.

203. CHINESE GIANT—The mildest and largest red pepper; early and productive of uniformly large fruits; very meaty, having but few seeds. ½ ounce 20c, ounce 35c, ¼ pound \$1.25, pound \$4.00.

204. RUBY KING—Very large, the fruits are fine, 4 to 5 inches long by 2 to 3 inches broad. Remarkably mild and pleasant in flavor, having no fiery taste. The most popular variety. ½ ounce, 10c, ounce 20c, ¼ pound 75c, pound \$2.25.

205. LARGE BELL OR BULL NOSE—Very large, average nearly 4 inches long and 3 inches in diameter. Bright-red at maturity, entirely mild; heavy producer. ½ ounce 10c, ounce 20c, ¼ pound 75c, pound \$2.25.

206. GOLDEN DAWN OR QUEEN—Of a beautiful golden-yellow, with very mild, sweet-flavored flesh. Resembles the Bell in shape. ½ ounce 10c, ounce 20c, ¼ pound 75c, pound \$2.25.

207. CELESTIAL—Creamy white to scarlet; ornamental and prolific. ½ ounce 10c, ounce 20c, ¼ pound 75c, \$2.50.

208. LONG RED CAYENNE—Pods small, long and tapering; coral red when ripe, very hot and strong, best kind for seasoning pickles; the Cayenne Pepper of Commerce. ½ ounce 10c, ounce 20c, ¼ pound 75c, pound \$2.25.

209. PROCOPP'S GIANT—A mammoth brilliant-red pepper. ½ ounce 10c, ounce 20c, ¼ pound 75c, pound \$2.25.

210. RED CHILI—The conical shaped fruits are three to four inches long, of bright-red color and borne in great profusion. The flesh is very sharp and pungent. A standard household variety of pepper. ½ ounce 10c, ounce 20c, ¼ pound 75c, pound \$2.25.

211. TOBASCO—Excessively hot in flavor. A small pepper about one inch long. ½ ounce 25c, ounce 45c, ¼ pound \$1.40, pound \$5.00.

PUMPKINS

Culture—The Pumpkin under good care bears abundantly, and furnishes a great amount of palatable food for cows, pigs, etc. Several of the fine flesh varieties are also used for culinary purposes. They may be grown as a field crop. Plant in hills 8 feet apart each way, and any time after the first of May. Avoid planting near other vine crops, as they will hybridize and damage that crop. One ounce will plant about 25 hills; 4 pounds to the acre.

212. JAPANESE PIE—A high quality pumpkin of Japanese origin. The flesh is very thick, of a rich salmon color, fine grained, dry and sweet. ½ ounce 5c, ounce 10c, ¼ pound 25c, pound 75c.

213. TENNESSEE SWEET POTATO—Medium size, pear-shape, slightly ribbed; color creamy-white, sometimes slightly striped with green; a good keeper. ½ ounce 5c, ounce 10c, ¼ pound 20c, pound 60c.

214. KING OF THE MAMMOTHS—It frequently attains a diameter of more than three feet. The flesh and skin are golden-yellow, and notwithstanding its enormous size, it makes a good table pumpkin. ½ ounce 5c, ounce 10c, ¼ pound 30c, pound 90c.

215. SUGAR—A handsome and productive

small pumpkin, averaging about 8 inches in diameter, round, flattened; skin orange; flesh deep-yellow, fine grained and very sweet. ½ ounce 5c, ounce 10c, ¼ pound 25c, pound 60c.

216. CONNECTICUT FIELD—A productive, large orange-colored, field pumpkin. Usually grown for stock feeding, but it also makes good pies. Ounce 5c, ¼ pound 15c, pound 40c.

217. BIG TOM—The skin and flesh are of a deep rich orange color. It is profitable for stock feeding, and suitable for table use. ½ ounce 5c, ounce 10c, ¼ pound 20c, pound 60c.

218. CUSHAW—Also known as Crook-neck. One of the widely popular varieties for table use. ½ ounce 5c, ounce 10c, ¼ pound 20c, pound 60c.

219. LARGE CHEESE—A large, round, flattened pumpkin, with broad ribs; color creamy-buff. The flesh is yellow, thick and tender; good for table use as well as stock. ½ ounce 5c, ounce 10c, ¼ pound 20c, pound 50c.

220. MAMMOTH TOURS OR JUMBO—Of enormous size, very productive, flesh salmon color, good keeper, desirable for cooking purposes or for stock feeding. ½ ounce 5c, ounce 10c, ¼ pound 30c, pound \$1.00.


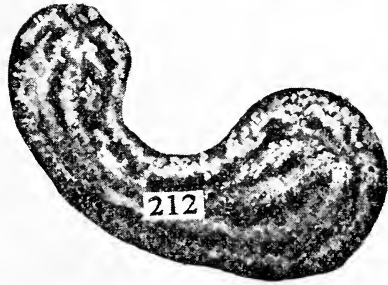

RADISHES

Culture—Good ventilation is necessary when grown under glass. Seed may be sown in hot-beds in January or February, plants should be thinned to 2 to 3 inches apart in the rows. Sow in the open ground in March, April and May in succession 10 days apart, in rows 8 to 12 inches apart. After the middle of June the demand is usually light. Use a light, rich soil as a crisp Radish cannot be grown in heavy soil. Radishes may also be sown during August and first half of September in open ground and early in October in frames or hot-beds. Sow 8 to 10 pounds of seed

to the acre; 1 ounce will plant 100 feet of drill. Radishes will mature in from three to four weeks, and should be eaten when quite small, it is a mistake to let them grow too long, or too large because they become pithy and tough and unfit for table use.

222. EARLY SCARLET TURNIP—A good standard scarlet radish for general use. It is of very quick growth and desirable size. ½ ounce 5c, ounce 10c, ¼ pound 20c, pound 50c.

Home gardens are of great value. They give "that boy" something to do and then, too, every member of the family likes the taste of home grown things. A few Flowers on the table taste good, too.



RADISHES

(CONTINUED)

221. NE-PLUS-ULTRA—By far the smallest topped and earliest forcing radish in cultivation. Roots small, round, deep red, with very crisp, tender, white flesh. Is best variety for forcing, as it will mature in 18 to 21 days and the tops are so small that a large number can be grown in a single bed. $\frac{1}{2}$ ounce 5c, ounce 10c, $\frac{1}{4}$ pound 25c, pound 60c.

222. JOHNSON PERFECTION—This radish is an improved type of the Scarlet Turnip, White Tip and is superior to the original. The top half is beautiful scarlet, the bottom half clear white. The most attractive radish on the market. $\frac{1}{2}$ ounce 10c, ounce 15c, $\frac{1}{4}$ pound 50c, pound \$1.25.

225. VICK'S SCARLET GLOBE—Fine for forcing; very dark, scarlet color. $\frac{1}{2}$ ounce 5c, ounce 10c, $\frac{1}{4}$ pound 20c, pound 60c.

226. CRIMSON GIANT GLOBE—Double the size of the above, never grows pithy. Equally suitable for forcing or outdoors; flesh tender and crisp. $\frac{1}{2}$ ounce 5c, ounce 10c, $\frac{1}{4}$ pound 25c, pound 60c.

227. EARLY SCARLET TURNIP, WHITE TIP—Very popular for forcing. A type of Extra Early Scarlet Turnip, of about the same size. $\frac{1}{2}$ ounce 5c, ounce 10c, $\frac{1}{4}$ pound 20c, pound 60c.

228. EARLY WHITE TURNIP—Both skin and flesh of pure white, it does not become pithy. $\frac{1}{2}$ ounce 5c, ounce 10c, $\frac{1}{4}$ pound 20c, pound 60c.

229. WHITE OLIVE SHAPED—Oval, very tender and excellent. $1\frac{1}{2}$ inches long; fine for open ground or forcing. $\frac{1}{2}$ ounce 5c, ounce 10c, $\frac{1}{4}$ pound 20c, pound 60c.

230. FRENCH BREAKFAST—A favorite; oval-shaped, bright scarlet radish, with white tip; fine for either open ground or forcing. $\frac{1}{2}$ ounce 5c, ounce 10c, $\frac{1}{4}$ pound 20c, pound 60c.

231. LONG SCARLET, SHORT TOP—Early very short top, splendid shape and color, fine keeper, best for market. $\frac{1}{2}$ ounce 5c, ounce 10c, $\frac{1}{4}$ pound 20c, pound 60c.

232. LONG BRIGHTEST SCARLET WHITE TIP—The brightest and handsomest scarlet

radish. It is fit for use in 25 days from time of sowing, remains in good condition until fully grown; tops small. $\frac{1}{2}$ ounce 5c, ounce 10c, $\frac{1}{4}$ pound 20c, pound 60c.

233. CINCINNATI MARKET—(Glass)—Of the long scarlet type; brilliant scarlet; flesh crisp, brittle and very fine quality; tops small. Excellent for market purposes. $\frac{1}{2}$ ounce 5c, ounce 10c, $\frac{1}{4}$ pound 20c, pound 60c.

234. CHARTIER—A distinct variety. Color red at top, shading to pink in the middle and passing to pure white at the tip. It attains a large size before becoming unfit for use. $\frac{1}{2}$ ounce 5c, ounce 10c, $\frac{1}{4}$ pound 20c, pound 50c.

235. ICICLE—Long, slender, pure-white, the earliest and finest long, white radish. It is ready for use fully as early as the Long Scarlet Short Top with less foliage; most desirable for forcing. $\frac{1}{2}$ ounce 5c, ounce 10c, $\frac{1}{4}$ pound 20c, pound 65c.

236. LADY FINGER OR LONG WHITE VIENNA—Beautiful in shape; skin and flesh snow white; crisp and tender in summer. $\frac{1}{2}$ ounce 5c, ounce 10c, $\frac{1}{4}$ pound 20c, pound 60c.

237. WHITE STRAUSBURG—This variety is one of the popular summer kinds. Both skin and flesh are pure white. Remains tender longer than any other variety. $\frac{1}{2}$ ounce 5c, ounce 10c, $\frac{1}{4}$ pound 25c, pound 65c.

Winter Varieties

238. CHINA ROSE WINTER—One of the very best for fall and winter use; bright-rose color; flesh white and firm and of superior quality. $\frac{1}{2}$ ounce 5c, ounce 10c, $\frac{1}{4}$ pound 25c, pound 70c.

239. CALIFORNIA MAMMOTH WHITE WINTER—Is really a Chinese radish. Grown largely in California; 8 to 10 inches long, and from 2 to 3 inches in diameter. Flesh white and of excellent flavor. $\frac{1}{2}$ ounce 5c, ounce 10c, $\frac{1}{4}$ pound 25c, pound 70c.

240. ROUND BLACK SPANISH WINTER—This is a large black-skinned radish, flesh white and firm, a good keeper. $\frac{1}{2}$ ounce 5c, ounce 10c, $\frac{1}{4}$ pound 25c, pound 70c.

241. LONG BLACK SPANISH WINTER—Like the above, but the roots are longer and somewhat milder in flavor. $\frac{1}{2}$ ounce 5c, ounce 10c, $\frac{1}{4}$ pound 25c, pound 70c.

RHUBARB

Culture—Sow seed in a cold frame, in a fine, rich sandy loam, about the first of March, in drills 4 inches apart. Keep the frames covered at night and cold days so that the soil will not freeze. Use the sprinkler daily, being careful not to apply an excess of water at any time, and in 6 or 8 weeks the plants will be large enough to set in the open ground. Transplant to a rich soil and set in rows 12 inches apart each way. Transplant again early the next spring to permanent location, setting roots 4 to 5 feet apart each way in rich soil. Rhubarb is ready to use the second year from seed. Should a family wish a few plants the best plan to follow is to buy two-year-old roots. Plant them 4 or 5 feet apart each way, carefully cultivate and keep the weeds down. A crop may be had after one season and it will cost less money and work than by starting with seed. Rhubarb is a gross feeder and will make good use of strong manure, either fresh or

well-rotted. Top-dress liberally in the fall and spade the manure into the ground in the spring. Full stalks as long as demand continues.

242. VICTORIA—A very large, thick red-stalked, late variety of fine quality, $\frac{1}{2}$ ounce 10c, ounce 15c, $\frac{1}{4}$ pound 35c, pound \$1.10.

243. LINNAEUS—An early variety, stalks green, large, and tender. $\frac{1}{2}$ ounce 10c, ounce 15c, $\frac{1}{4}$ pound 35c, pound \$1.10.

Rhubarb Plants

We will be in position to supply Rhubarb Roots during the month of March, and will be pleased to quote prices upon receipt of inquiry. Please state quantity you wish to purchase.

We are not the lowest price dealers in seeds because we believe good seeds at a reasonable price are really the cheapest at the end of the season. *It costs more money to grow good seeds.* But it pays us to sell that kind.



SALSIFY AND SPINACH

Salsify or Vegetable Oyster

Culture—Sow as early as the ground can be worked in the spring, in drills 12 inches apart, and one inch deep. After plants are up 3 inches high, thin to 6 inches apart in the row. Cultivate, about the same as for carrots, being certain to keep the weeds down. The roots may be used from the rows as wanted and will carry through the winter if left standing in rows. This vegetable can be served in a number of different ways, as soups, fried or mashed like potatoes or turnips, and the flavor is like that of an oyster.

244. MAMMOTH SANDWICH ISLAND—The largest and most profitable Salsify now in cultivation. Roots heavy, of agreeable flavor, white in color and a satisfactory sort in every way. $\frac{1}{2}$ ounce 10c, ounce 15c, $\frac{1}{4}$ pound 40c, pound \$1.40.

Spinach

Culture—Sow early in spring, in drills 1 foot apart, 8 to 10 pounds to the acre, every two weeks for a succession. Thin so that each plant will have about 4 inches space for developing. If sown broadcast use 12 to 15 pounds per acre; one ounce of seed to 200 feet of drill. If sown in drills, cultivate and keep down weeds. It costs no more to produce Spinach in the winter than in the summer as it is not so liable to shoot to seed in cold weather. For fall use sow in August and winter crop sow in September, covering that which is left out over winter with straw, if the weather becomes quite cold.

245. BLOOMSDALE—The hardiest, large, savoy-curled, crumpled, thick leaves. Ounce 5c, $\frac{1}{4}$ pound 12c, pound 30c.

246. NORFOLK SAVOY LEAVED—Large fleshy, dark-green leaves, closely crumpled. Ounce 5c, $\frac{1}{4}$ pound 12c, pound 30c.

247. THICK LEAVED—Produces large, thick, broad, green, crumpled leaves of fine quality; very slow in running to seed. One of the best market sorts. Ounce 5c, $\frac{1}{4}$ pound 12c, pound 30c.

248. VICTORIA—Very heavy, broad, deep-green leaves. It stands in prime condition long after other varieties have bolted to seed, rendering it especially valuable for spring sowing and summer use. Ounce 5c, $\frac{1}{4}$ pound 15c, pound 40c.

249. ROUND LEAF—A hardy and good sort, especially desirable for early spring sowing; leaves large, round, thick, fleshy. Ounce 5c, $\frac{1}{4}$ pound 12c, pound 30c.

250. LONG STANDING—Leaves large, thick, and crimped, with a fleshy appearance. Hardy and one of the best kinds for either spring or autumn sowing. Does not run to seed as early as other varieties. Ounce 5c, $\frac{1}{4}$ pound 12c, pound 30c.

363. NEW ZEALAND—This is not a spinach of the ordinary kind, but a plant of branching growth. One single plant will grow to dimensions of six feet across, producing an abundance of thick, fleshy, juicy stems and leaves, which make an excellent Spinach. The flavor is particularly fine, and the fact that it does very well throughout the hottest summer, makes it all the more desirable. $\frac{1}{2}$ ounce 5c, ounce 10c, $\frac{1}{4}$ pound 30c, pound \$1.00.

SQUASH

Culture—The culture is about the same as melons. Make the ground very rich; a good sand loam is best. The Squashes are tender and the seed should not be planted until warm weather. Allow 4x4 feet for the hills of the bush sort, and 8x8 feet or more for the running kinds. Thin to three plants to the hill.

Summer Squash

251. EARLY WHITE BUSH OR PATTY PAN—The well known summer variety; grown extensively for shipping. Color white; the flesh is tender and delicate. Of dwarf habits, hardy and productive. $\frac{1}{2}$ ounce 5c, ounce 10c, $\frac{1}{4}$ pound 25c, pound 60c.

252. EARLY YELLOW BUSH—Similar to White Bush in every way except color and markings. $\frac{1}{2}$ ounce 5c, ounce 10c, $\frac{1}{4}$ pound 25c, pound 60c.

253. SUMMER CROOKNECK—A bush variety, early and prolific; surface deep-yellow, densely warted; quality and flavor good. $\frac{1}{2}$ ounce 5c, ounce 10c, $\frac{1}{4}$ pound 25c, pound 60c.

Autumn and Winter Squash

254. HUBBARD—The standard winter squash; no better variety grown. Flesh fine grained, dry

and of excellent flavor. $\frac{1}{2}$ ounce 5c, ounce 10c, $\frac{1}{4}$ pound 25c, pound 85c.

255. CHICAGO WARTED HUBBARD—This sort has some points not seen in the old Hubbard, the shell having a dark-green almost black color. Is also distinguished by a dense covering of knots (warts). $\frac{1}{2}$ ounce 5c, ounce 10c, $\frac{1}{4}$ pound 25c, pound 85c.

256. GOLDEN HUBBARD—It is a distinct sort; of the general shape and character of the Hubbard, but is somewhat smaller, earlier to mature. Skin a rich orange-red color instead of the dark, olive green of the Hubbard. The flesh is deep orange and of splendid quality. $\frac{1}{2}$ ounce 5c, ounce 10c, $\frac{1}{4}$ pound 25c, pound 85c.

257. ESSEX HYBRID—Flesh thick and solid of a yellowish or pinkish color; seed cavity small. Flavor excellent, flesh being fine grained and sweet. $\frac{1}{2}$ ounce 5c, ounce 10c, $\frac{1}{4}$ pound 25c, pound 85c.

258. SIBLEY—Shell very hard, of good keeping and shipping qualities. Flesh is solid and thick, a bright orange color, and of choice quality; flavor rich and sweet. Ripens early. $\frac{1}{2}$ ounce 5c, ounce 10c, $\frac{1}{4}$ pound 25c, pound 85c.

259. FORDHOOK—It ripens early, is of splendid quality. Can be stored all through the winter. It is prolific with very hard rind. $\frac{1}{2}$ ounce 5c, ounce 10c, $\frac{1}{4}$ pound 35c, pound \$1.25.


The Boys and Girls of to-day will be the Men and Women of next year. See the premiums we offer. Inside front cover and page 44. We want some one to win them.




242




244



245



251



262



255



253

SQUASH

(CONTINUED)

260. BOSTON MARROW—This variety is popular for autumn and winter use; its color is a bright orange; flesh yellow, rich and sweet. $\frac{1}{2}$ ounce 5c, ounce 10c, $\frac{1}{4}$ pound 25c, pound 85c.

261. GIANT CROOKNECK—This strain is equally as early as the common small-fruited

variety and much larger. $\frac{1}{2}$ ounce 5c, ounce 10c, $\frac{1}{4}$ pound 25c, pound 75c.

262. MAMMOTH CHILI—The best of all large squashes. Flesh rich and of fine flavor. $\frac{1}{2}$ ounce 5c, ounce 10c, $\frac{1}{4}$ pound 25c, pound 85c.

263. MAMMOTH WHALE—The skin is of dark-olive green with stripes of lighter tinge; flesh firm and solid of beautiful orange-yellow. Excellent quality. $\frac{1}{2}$ ounce 5c, ounce 10c, $\frac{1}{4}$ pound 30c, pound \$1.00.

TOMATOES

Culture—Sow seed in a box or hot-bed early, and transplant at least once to get a strong root growth. When danger of frost is over set in open ground three to five feet apart each way and cultivate thoroughly. Fruit may be had several days earlier by transplanting into small pots and then setting out the entire contents as soon as ground is warm. The varieties of Tomatoes described in this seed book comprise the very best kinds known to the trade and none are included that do not possess some merit.

264. LIVINGSTON'S NEW CORELESS—In shape it is almost round, being of about the same diameter each way as shown in our illustration. The depression at the stem end has been almost eliminated, making it the most profitable variety for canning, owing to a very small amount of waste. A good slicing variety, the seed cells being surrounded by bright-red, heavy, meaty and delicious flesh, which is slightly more acid than the Livingston's Globe. The strong outside and inner walls of flesh of the Livingston's Coreless render it a very firm fruit and one of the best for long distance hauling or shipping. $\frac{1}{2}$ ounce 15c, ounce 25c, $\frac{1}{4}$ pound 90c, pound \$3.00.

265. EARLIANA—The very earliest large tomato. Is fully a week ahead of all others. The plants are strong and of vigorous growth, sets its fruit freely. The fruit is not only remarkable for earliness, but for its large size, perfect form, bright-red color and delicious flavor. It ripens clear to the stem and does not crack. It is solid, equal in that respect to the best medium and late sorts. $\frac{1}{2}$ ounce 15c, ounce 25c, $\frac{1}{4}$ pound 90c, pound \$3.00.

266. CHALK'S EARLY JEWEL—About ten days later than Spark's Earliana, of more robust growth; the foliage does not blight. Fruits of good size, very solid and deep through; color bright-scarlet. Ripens right up to the stem without cracking. The thick flesh is bright-scarlet, very solid, with comparatively few seeds and of fine, sweet flavor; skin thin; a good shipper. $\frac{1}{2}$ ounce 15c, ounce 25c, $\frac{1}{4}$ pound 90c, pound \$3.00.

267. FORDHOOK FANCY—A new bush, or erect growing kind, with potato shaped leaves; small, smooth, purplish-red fruit, borne close to stalk. Very early. $\frac{1}{2}$ ounce 15c, ounce 25c, $\frac{1}{4}$ pound 90c, pound \$3.00.

268. DWARF STONE—In habit of vine it resembles Dwarf Champion, but is of stronger growth and more erect. The fruits are produced in clusters of three to five, and as the growth is close jointed, each plant produces a large number. The tomatoes are of large size for dwarf kind; are bright-scarlet, very smooth, firm and solid. The walls of flesh are thick, with a solid meaty center, no hard core. The quality is fine. $\frac{1}{2}$ ounce 15c, ounce 25c, $\frac{1}{4}$ pound 90c, pound \$3.00.

269. DWARF CHAMPION—This tomato owes its wide popularity to its stiff, vigorous, upright growth, with fruit well above the soil, and to the earliness with which it reaches maturity. In color the fruit is purplish-pink, and it is always round, smooth and symmetrical; size medium, table quality superior; a good shipper. $\frac{1}{2}$ ounce 15c, ounce 25c, $\frac{1}{4}$ pound 75c, pound \$2.50.

270. QUARTER CENTURY—Similar to Dwarf Champion more compact grower; set two feet apart in rows. The fruits are larger and heavier than Dwarf Champion. $\frac{1}{2}$ ounce 15c, ounce 25c, $\frac{1}{4}$ pound 75c, pound \$2.50.

271. FORDHOOK FIRST—A splendid variety; plants of strong running growth; fruit two to three inches in diameter, very smooth, and free from cracks, quite deep through and richly colored, deep purple. $\frac{1}{2}$ ounce 15c, ounce 25c, $\frac{1}{4}$ pound 85c, pound \$3.00.

272. KANSAS STANDARD—This tomato belongs to the potato leaved section; makes rapid vigorous growth, with strong heavy stalks which stand up well. The fruit is a bright, glossy red color and is produced in clusters of four or five tomatoes. In shape the fruit is round slightly flattened; ripens clear to the stem, perfectly smooth, has very few seeds, meat thick and firm, has most excellent flavor, is of good size and very early. Set plants two feet apart in rows three feet apart. $\frac{1}{2}$ ounce 20c, ounce 35c, $\frac{1}{4}$ pound \$1.00, pound \$3.50.

273. NEW STONE—This tomato is recognized by market gardeners as one of the best of all the standard sorts; color is a desirable bright-red, the fruit is of large size, perfectly smooth, and the best table quality. It is a famous main crop tomato in many sections, both North and South, and is much used for canning. $\frac{1}{2}$ ounce 10c, ounce 20c, $\frac{1}{4}$ pound 60c, pound \$2.00.

274. IMPROVED ACME—A fine solid, smooth, early variety, medium size; red with purplish tinge. It is quite popular as an all around tomato. Has good shipping qualities. $\frac{1}{2}$ ounce 10c, ounce 20c, $\frac{1}{4}$ pound 60c, pound \$2.00.

275. FAVORITE—Very prolific; ripens early and evenly, and does not crack; color rich dark-red, flesh very firm and of good flavor. Has but few seeds; a good shipper. $\frac{1}{2}$ ounce 10c, ounce 20c, $\frac{1}{4}$ pound 60c, pound \$2.00.

276. PERFECTION—Fruit deep-red, of good size, smooth and solid. $\frac{1}{2}$ ounce 10c, ounce 20c, $\frac{1}{4}$ pound 60c, pound \$2.00.

277. CRIMSON CUSHION—Of large size smooth, almost seedless and solid as beef-steak; a continuous bearer until frost. Color rich, crimson-scarlet, quality meaty and superb. $\frac{1}{2}$ ounce 15c, ounce 25c, $\frac{1}{4}$ pound 90c, pound \$3.25.

Home gardens are of great value. They give "that boy" something to do, and then, too, every member of the family likes the taste of home grown things. A few Flowers on the table taste good, too.



265



269



264



275



280

TOMATOES

(CONTINUED)

278. **MAGNUS**—Of the same color as Acme, but the fruit is thicker, heavier and more solid. It is medium early, of perfect form, large and attractive. Ripens evenly, does not crack about the stem. A heavy cropper. $\frac{1}{2}$ ounce 15c, ounce 25c, $\frac{1}{4}$ pound 75c, pound \$2.50.

279. **IMPROVED TROPHY**—A standard late variety; fruit large, flesh deep-red, and generally smooth, very solid and of excellent flavor. Fine for canning. $\frac{1}{2}$ ounce 10c, ounce 20c, $\frac{1}{4}$ pound 60c, pound \$2.00.

280. **MATCHLESS**—The color is a rich cardinal red, the skin is tough, does not crack. Unsurpassed for market or for table use. The plant is a strong grower and very productive, the fruit free from core, and the seed spaces are small; it is a valuable main crop sort. $\frac{1}{2}$ ounce 15c, ounce 25c, $\frac{1}{4}$ pound 60c, pound \$2.25.

281. **BEAUTY**—A favorite for either home market or shipping purposes. Hardy, productive, large size, always smooth, glossy crimson with a slight tinge of purple. $\frac{1}{2}$ ounce 10c, ounce 20c, $\frac{1}{4}$ pound 60c, pound \$2.00.

282. **IGNOTUM**—Smooth, solid, bright-red,

uniformly large. $\frac{1}{2}$ ounce 10c, ounce 20c, $\frac{1}{4}$ pound 60c, pound \$2.00.

283. **PONDEROSA**—The fruit ripens quite early and continues fruiting until late in the season, of immense size; frequently weighing from two to four pounds: solid, meaty, almost seedless and of sub-acid flavor, particularly desirable for the home garden. $\frac{1}{2}$ ounce 20c, ounce 30c, $\frac{1}{4}$ pound \$1.00, pound \$3.50.

284. **GOLDEN QUEEN**—Solid, smooth, large in size, and ripens early. Makes a handsome, rich preserve. Its flavor is most delicate, the flesh fine grained and tender; desirable for home use. $\frac{1}{2}$ ounce 10c, ounce 20c, $\frac{1}{4}$ pound 60c, pound \$2.00.

285. **PEAR SHAPED YELLOW**—True pear-shaped, small, color a beautiful yellow. Used for preserves and for making tomato figs. $\frac{1}{2}$ ounce 15c, ounce 25c, $\frac{1}{4}$ pound 75c, pound \$2.50.

286. **PEAR SHAPED RED**—Same as above except the color is a bright-red. $\frac{1}{2}$ ounce 15c, ounce 25c, $\frac{1}{4}$ pound 85c, pound \$3.00.

287. **YELLOW CHERRY**—A small variety, size and shape of a Cherry, desirable for pickling. $\frac{1}{2}$ ounce 15c, ounce 25c, $\frac{1}{4}$ pound 75c, pound \$2.50.

288. **GROUND CHERRY OR HUSK**—This is very fine for preserves. Immensely productive $\frac{1}{2}$ ounce 15c, ounce 25c, $\frac{1}{4}$ pound 85c, pound \$3.00

TURNIPS

Culture—The soil for turnips should be rich and mellow. Sow in drills from 12 to 13 inches apart and 1 $\frac{1}{2}$ inches deep, or sow broadcast; much larger crops of turnips can be obtained by drill culture. In this latitude, for main crop, the seed may be sown during August and the first part of September. One ounce will sow 200 feet of drill, 2 pounds to the acre. Turnips are chiefly grown for autumn cropping, because ordinarily they thrive better in cool weather, during the hot months they are apt to run to leaf and make seed rather than bulbs. These hot weather tendencies of the turnip family have been overcome in a very few varieties, and among these the very best are the Extra Early Milans, which are especially suited for spring planting, and should be planted as soon as the ground can be cultivated in the spring.

289. **EXTRA EARLY WHITE MILAN**—The earliest turnip in cultivation, pure white, excellent flavor, makes rapid growth; a great market favorite. $\frac{1}{2}$ ounce 5c, ounce 10c, $\frac{1}{4}$ pound 25c, pound 75c.

290. **EXTRA EARLY PURPLE TOP MILAN**—Very early; flat, smooth, medium size, with bright-purple top and few leaves. $\frac{1}{2}$ ounce 5c, ounce 10c, $\frac{1}{4}$ pound 25c, pound 75c.

291. **EARLY WHITE DUTCH**—Smooth, flat, early, white, makes quick growth, excellent quality. $\frac{1}{2}$ ounce 5c, ounce 10c, $\frac{1}{4}$ pound 20c, pound 50c.

292. **PURPLE TOP STRAP LEAF**—The best table and stock turnip for fall planting. It is white below, with bright, purple top; flesh white; a good cropper and keeper. $\frac{1}{2}$ ounce 5c, ounce 10c, $\frac{1}{4}$ pound 20c, pound 45c.

293. **PURPLE TOP WHITE GLOBE**—A large rapid growing sort with globular roots. Flesh white, of high quality; skin is white with purple top. $\frac{1}{2}$ ounce 5c, ounce 10c, $\frac{1}{4}$ pound 20c, pound 50c.

294. **GOLDEN BALL**—Very fine texture, the sweetest and most delicious of the yellow flesh varieties, is of medium size, and makes rapid growth, matures early and keeps well. A *superior table variety*. $\frac{1}{2}$ ounce 5c, ounce 10c, $\frac{1}{4}$ pound 20c, pound 50c.

295. **AMBER GLOBE**—One of the best varieties either for table use or for a field crop for stock. Flesh yellow, fine grained and sweet; color of skin yellow with green top. Hardy, keeps well, a good cropper, grows to a very large size. $\frac{1}{2}$ ounce 5c, ounce 10c, $\frac{1}{4}$ pound 20c, pound 50c.

296. **YELLOW ABERDEEN**—This is a fine turnip for cattle feeding. It attains a large size; is solid, nutritious, a good keeper, and can be recommended in every respect. $\frac{1}{2}$ ounce 5c, ounce 10c, $\frac{1}{4}$ pound 20c, pound 50c.

297. **COWHORN**—Is an excellent variety, delicate and good flavored sort, and grows in favor both in the market and family garden; a distinct feature is its rapid growth. This variety is pure white, except a dash of green at the crown and in shape is long like the carrot, and generally crooked, hence its name. $\frac{1}{2}$ ounce 5c, ounce 10c, $\frac{1}{4}$ pound 20c, pound 50c.

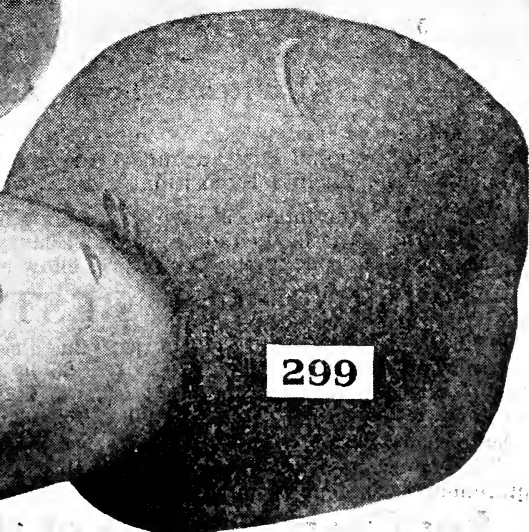


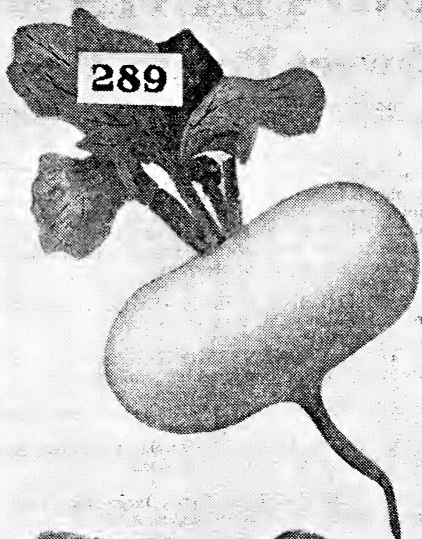
Rutabagas or Swedes

298. **IMPROVED PURPLE TOP**—This old standard variety is of fine quality and is largely grown. Keeps perfectly, is hardy, productive, sweet, solid. $\frac{1}{2}$ ounce 5c, ounce 10c, $\frac{1}{4}$ pound, 20c, pound 50c.

Turnips are an excellent winter food for stock and poultry.

Ask for prices in larger quantities.

The Boys and Girls of to-day will be the Men and Women of next year. See the premiums we offer. Inside front cover and page 44. We want some one to win them.



POTATOES AND PLANTS

Culture—To secure best results in growing Potatoes it is necessary to plant as early as the ground can be made ready. Use a rich soil and plant in rows 3 feet apart and the sets 1 foot apart in the rows. A complete Potato fertilizer sown into the rows will aid in harvesting the crop at an earlier date, and usually shows an increased yield. Some growers who wish to harvest a very early crop sprout the Potatoes before planting, by cutting the Potatoes into pieces of desirable size and placing them in a warm, light room for seven or eight days before planting in the open ground. If weather is favorable the shoots will start out strong and vigorous and as soon as the plants have sent out roots they grow more rapidly than freshly cut Potatoes. Most growers use from 8 to 9 bushels Potatoes to the acre when planting in 3 foot rows.

On account of market fluctuations we are unable to name exact prices. Will be pleased to have you write during the month of February or later, will then quote price for prompt or future shipment.

299. TRIUMPH—Very early. Tubers are of medium size; round and uniform in shape with but few small ones; eyes slightly depressed; color a beautiful light red. Its beauty, productiveness and fine quality make it one of the best extra early market varieties especially for the South.

300. EARLY OHIO—Our stock of this variety is grown in the Red River Valley of the North. The best variety for the Western States, and its superior has not been introduced to date. Is fit for table use before fully ripe, and can be shipped earlier than any other white potato.

301. IRISH COBBLER—A variety which in recent years has attained popularity. In many soils it is as early or within a few days as early as Early Ohio and the yield is superior. Added to this last, the potato is chunky, white in color, and of large medium size, making it the most attractive variety by far on the early market.

Sweet Potato Plants

Standard weight of sweet potatoes, 50 pounds per bushel.

MULKEY'S GOLDEN—In outward appearance it very much resembles the Yellow Jersey, but is much larger and a heavier producer, making it more profitable to grow. This fine new sweet potato is very smooth and attractive in appearance, and of very regular shape. In quality it is just as fine as in appearance.

SOUTHERN QUEEN—Early, improvement on the white yam, very large size.

YELLOW NANSEMOND—Standard variety for main crop, good keeper, fine flavor.

RED NANSEMOND—The best red sweet potato.

YELLOW JERSEY—Similar to above, shorter and thicker in size, yellow flesh.

RED BERMUDA—Extra large size, pale red, good yielder, but poor keeper.

BLACK SPANISH—Late variety; of dark red color, good keeper of fine quality.

Prices on above varieties will be quoted on receipt of inquiry.

Will be in position to furnish plants between April 15th and May 1st. Will name prices four to five days before time mentioned.

During the season will have plants of the following named Vegetables and Flowers; prices will be quoted upon receipt of your inquiry, stating kind and quantity of plants you wish to purchase.

CABBAGE, PANSY, EGG PLANT, HARDY PHLOX, CAULIFLOWER, GOLDEN GLOW, PEPPER, GERANIUMS, CELERY, TOMATO, VERBENAS, PETUNIAS etc.

BOYS' CORN CONTEST

Limited to Boys Under 18 Years

Exhibit to be held in the Wichita Forum during the month of October 1914, when the International Dry Farming Congress will hold its annual meeting in connection with the Wichita Exposition. Dates will be named later.

We will pay the following cash prizes on White, Yellow and Hybrid varieties of Corn. Hybrid varieties include Speckled Beauty, Blue and White, Bloody Butcher and other varieties not in the White or Yellow class.

FOR THE BEST 10 EARS

	1st Prize	2nd Prize	3rd Prize	4th Prize	5th Prize
White Varieties.....	\$10 00	\$5 00	\$2 50	\$1 50	\$1 00
Yellow Varieties.....	10 00	5 00	2 50	1 50	1 00
Hybrid Varieties.....	10 00	5 00	2 50	1 50	1 00

Next ten prize winners, each class, one year's paid subscription to the Wichita Weekly Eagle.

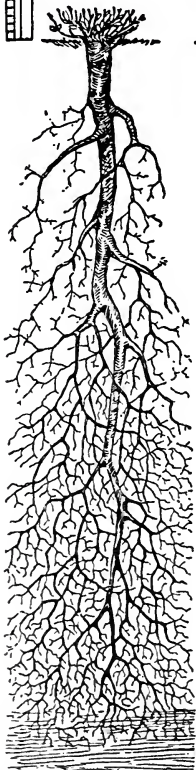
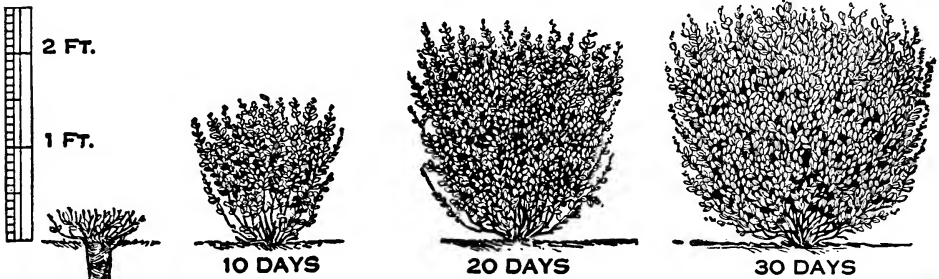
There must be at least 5 entries in each class of corn for competition. The only requirement is that each competitor buy his seed corn from Ross Brothers Seed House.

For Champion Ear of the Show \$5.00



On account of prices on Farm Seeds, Grass Seeds and other seeds of like nature, fluctuating, we are unable to name a firm price on all of them. Should you require a considerable quantity of any seeds in this department, please write us, stating varieties and quantities on which you desire prices. Your inquiries will receive prompt attention. *Cotton Seamless Sacks extra 25c each. Heavy Jute Sacks 15c each.*

ALFALFA



Every farmer who makes a specialty of raising live stock should be vitally interested in the growing of Alfalfa.

No hay that is grown on the farm can take the place of Alfalfa for all classes of live stock

Alfalfa is a perennial legume. It has been known to produce profitable crops in some of the western states for thirty-five or forty years. Ordinarily, however, the season of profitable growth is not more than six or eight years.

SOILS

Alfalfa will grow on a great variety of soils, provided they are reasonably fertile, free from acidity, sufficiently porous below to carry away water with reasonable quickness, and

not underlaid with hardpan or a subsoil so tenacious that water can hardly get through it.

PREPARING THE SOIL

In preparing the soil for Alfalfa, the aim should be to make a seedbed, clean, rich, fine, moist, even and firm. In preparing land for Alfalfa, preparation should be begun at least one year, or, if possible, two years before the date for seeding the land.

Firmness in the seedbed is necessary chiefly to prevent too much drying out near the surface in dry weather, and the holding of too much water in the spaces between the particles near the surface in wet weather, followed by freezing of the soil. The subsoiling of lands not sufficiently open below will be helpful to the growth of alfalfa. About twenty pounds of seed should be sown per acre.

The ground on which Alfalfa is to be sown should be plowed and cultivated thoroughly some two months before the seed is sown, and after each rain-fall harrow again to store moisture; just before sowing the seed, harrow again, and if broadcast, a light harrow or brush drag should be used to cover the seed; care must be used not to cover the seed more deeply than $\frac{1}{2}$ to $\frac{3}{4}$ inches.

Should you want to sow Alfalfa seed in the spring, plow the ground in the late fall or early winter, allow it to lay rough and absorb all the winter moisture. As early as possible in the spring disk and harrow.

Be sure and sow the seed before you plant corn.

August and first half of September give best results for fall sowing. Pound 30c, postpaid.

Shall appreciate your inquiries for samples and prices of Alfalfa Seed. Please mention quantity you wish to buy.

Sacks Extra at 25c Each for Cotton Seamless or 15c for Heavy Jutes, in Addition to Price of Seeds

SWEET CLOVER

Known in some parts of the country as Bokhara Clover and in other parts as Melilotus Alba. This is undoubtedly the most valuable of the Clovers for fertilizing purposes, because the nitrogen gathering ability of the bacteria which inhabit its roots is equalled only by that of the bacteria of Alfalfa.

Sweet Clover is a biennial and should two crops of hay be cut each year for a two year period, the plant will have been destroyed. One hay cutting may be made each season and the field may be pastured the balance of the season, care being taken to permit sufficient seed to mature to reseed the field.

Sweet Clover has proven quite valuable in the worn-out clay lands of the southern states. This fertilizing plant has renovated the land to such an extent that after two years growth, and the last crop plowed under, the land will produce full crops of Tobacco, Corn and Wheat.

A great many questions have been asked regarding Sweet Clover, some of the most important ones we have listed below:

Q. "When is the best time to sow Sweet Clover Seed?"

A. "As a rule Sweet Clover can be seeded successfully any time during the late winter or early spring, say December to April, when the ground is in good condition for the planting of seed. Prepare your seed bed as you would for alfalfa."

Q. "How much seed should be sown per acre?"

A. "Different amounts have been reported by different people who have grown Sweet Clover. However the general average ranges from 20 to 30 pounds per acre. One grower who has been very successful with Sweet Clover, reports planting 18 to 20 pounds per acre. But as there are a great many hard seeds in sweet clover and unless you have had experience with growing Sweet Clover, our suggestion would be to plant at least 20 pounds per acre."

Q. "Will stock eat Sweet Clover?"

A. "Sweet Clover is eaten eagerly after stock become accustomed to it. They have to learn to like it. Try feeding a range steer corn, or a range horse oats and they won't eat it until they learn to like it. Same is true of Sweet Clover."

Q. "Can Sweet Clover be grown on any soil?"

A. "No matter what kind of soil you have, if it isn't water soaked all the time, sweet clover will grow there. Sweet Clover grows in most every state in the Union along roadsides. No other legume has such a wide range of territory, nor will any other legume grow in as many kinds of soil or under such varied conditions as Sweet Clover."

Q. One farmer asks, "What's the use of raising Sweet Clover when you can

raise Alfalfa?" The answer is from an extensive Sweet Clover grower:

A. "Alfalfa is certainly fine stuff. I raise lots of it. But Sweet Clover has some superior advantages—for instance, cattle and sheep do not bloat on Sweet Clover pasture. They do on alfalfa and red clover. And as Sweet Clover is a biennial plant, its roots die every two years. The root system is immense, deep, big and spreading. It goes as far in two years as alfalfa roots, and I believe farther, then the dead roots form openings into the subsoil, enriching it with humus in large quantities and putting nitrogen into the surface soil. Alfalfa roots do not benefit the soil in this way until you plow the field to kill the plants. Hence, without rotation, the Alfalfa does not do the soil as much good as does Sweet Clover."

Q. "But it is too expensive to seed to Sweet Clover every two years?"

A. "I've got a field of sweet clover that has been in fifteen years without reseeding or plowing, and it is getting better every year. I pasture it in spring up to June with beef cattle, then take them off and let a seed crop ripen. Sweet Clover seed shatters so easily that enough always drops off to keep the stand. The old plants continually die and leave their dead roots in the soil. The new plants come on, grow one year and make the finest pasture or hay you ever saw, then go to seed the second year and die. But you have to pasture it pretty close up to about June 10th to 25th to keep the growth back. I am getting from \$50.00 to \$100.00 an acre seed crop from that fifteen year old field, besides about four months, A-1 pasture and lots of it, too. That pays, doesn't it?"

Two varieties of Sweet Clover are well known in the central west. The White Blossom and the Yellow Blossom.

WHITE BLOSSOM SWEET CLOVER makes a forage growth of 5 to 7 feet under ordinary conditions; just think what it will do for the fertility of the land to turn under such a top growth.


HULLED WHITE BLOSSOM SWEET CLOVER. 30c per lb., by mail 38c per pound. 100 pound lots \$25.00, sacks extra @ 25c each for cotton seamless.

UNHULLED WHITE BLOSSOM SWEET CLOVER—25c per pound, by mail 33c per pound. 100 pound lots \$20.00, sacks extra 25c each.

YELLOW BLOSSOM SWEET CLOVER—Usually makes a hay growth of 30 to 42 inches high. The hay is finer and contains fewer coarse stems than the White Blossom.

UNHULLED YELLOW BLOSSOM SWEET CLOVER—25c per pound, by mail 33c per pound. 100 pound lots \$20.00, sacks extra 25c each.

The demand during 1913 was greater than we could supply and we anticipate a larger demand the coming season. At the present time we have a liberal quantity of both varieties, but would suggest that you anticipate your requirements and order as early as possible.



A FIELD OF COW PEAS

The Clovers

No doubt exists in the minds of farmers that rotation of crops is necessary in every part of the United States to protect the soil and to make it produce maximum yields.

It is of the utmost importance that clovers be used in all rotation of crops to secure the proper balance of humus and other constituents needed to keep the soil in perfect balance.

MEDIUM RED CLOVER—Has been most generally used in the eastern and central states for hay and soiling. One pound 30c, by mail 38c.

MAMMOTH RED CLOVER—Grows somewhat larger plant than the Medium Red, does well on light, thin land; not so desirable for hay. One pound 30c, by mail 38c.

ALSIKE OR HYBRID CLOVER—Especially valuable for wet, cold, and stiff soils. Seeds are small, and plant a wider area than Red or Mammoth, usually sown 5 or 6 pounds to the acre. Valuable for sowing with tame grass. One pound 35c, by mail 43c.

WHITE CLOVER—For lawn purposes is very desirable on account of its creeping stems. It spreads rapidly and acts as a binder. Very hardy. In permanent pastures it is of considerable value when used in a grass seed mixture. Crop is extremely short this year. One pound 50c, by mail 58c. 10 pounds \$4.50 express or freight extra.

CRIMSON CLOVER—Much used in the east and south for fertilizer. But has not proven very profitable in the north. One pound 25c, by mail 33c.

Prices vary somewhat, depending on market conditions. Please write for samples and quotations.

Cow Peas

Should be sown on every farm to renew the fertility of the soil and increase forage production that is eagerly sought by every animal on the farm.

COW PEAS—Have been grown in the Southern and Southeastern States for more than one hundred and fifty years; George Washington and Thomas Jefferson recommended them as a useful crop to planters and farmers. Ever since that time farmers of the Southern States have planted Cow Peas continuously to secure a valuable hay crop and at the same time renew the nitrogen in the soil of their land. Next to Alfalfa and Sweet Clover, Cow Peas have the ability to take air out of the atmosphere directly through the leaves of the plant and thence to the soil, in the form of nitrogen, by means of bacteria that work on the roots of the Cow Peas.


In heavy clay soils the root growth of Cow Peas is not as extensive the first season, but if after the following crop is taken off the ground, Cow Peas are sown on the same land again a vast difference in character of the soil will be noticed the second year. The root growth of Cow Peas is the most extensive in sandy soils.

PREPARATION AND SOWING—Should not be planted until ground is warm—The Cow Pea requires a great deal of nourishment while growing, and if not obtained near the surface, will send its roots down until they reach it, hence it is advisable to plow deeply and thoroughly before sowing them.

The vines should be cut for hay when the first pods turn yellow and before the first leaves begin to fall. As much foliage can be produced from Cow Peas in 80 days as Red Clover will yield in 8 months. They are well adapted for sowing as a catch crop.

The ground should be well pulverized and level, as then not much soil will be mixed with the hay when cutting. They can be sown broadcast, or drilled 8 to 10 inches apart using 60 to 90 pounds to the acre; the thicker they are sown, the finer

Sacks Extra at 25c Each for Cotton Seamless or 15c for Heavy Jutes, in Addition to Price of Seeds



A PLANT OF PEANUTS

Cow Peas---Continued

the hay will be. They should be sown thickly on rich land, and not so thickly on poor land. The Hay of Cow Peas is especially rich in that most valuable of all nutritive food substance, protein

FERTILIZER VALUE

The Cow Pea has a power more than any other leguminous crop to extract nitrogen from the air and store it in the vines and roots, so that even when the crop is cut off the land is enriched and its condition improved. The roots extend into the soil about like clover and this furnishes a way for the rain and the atmosphere to penetrate.

WHIPPOORWILL—Very valuable kind, growth medium, producing large quantities of well-filled pods, which are very long. The plant makes excellent forage for cattle and hogs. Pound 10c, Postage extra 8c per pound. 100 pounds, market price.

NEW ERA—Is a dwarf variety, nearly a bluish mottled color. Peas smaller than the Speckled Whippoorwill. About 10 days earlier in maturing. Pound 10c. Postage extra 8c per pound. 100 pounds market price.

BLACKEYE—(Edible Peas)—The dry peas, which are produced in large quantities, find a ready sale during the winter. Vines furnish ex-

cellent forage. Pound 10c, Postage extra. 8c per pound. 100 pounds market price.

CLAY—A various colored Pea, similar in character to the Whippoorwill, but is of much taller growth, making larger yield of hay. Pound 10c, postage extra at 8c per pound. 100 pounds, market price.

CANADA FIELD PEA—The foliage and habit of growth is quite similar to the Garden Peas. It is sometimes grown alone, but the most satisfactory results are secured by using with oats, rye or barley. It is a good feed, either green or dry for cattle. Sow 60 to 90 pounds of seed to the acre. Pound 10c, postage extra 8c per pound. 100 pounds, market price.

Peanuts

THE SOIL

Peanuts grow well in any soil except one that is wet or sour. The best quality of marketable nuts is secured on moderately rich, light colored sandy loam. Where the soil is red on account of the iron it contains, or very dark, the shells are likely to be stained. This injures them for market, but does not affect the yield or feed value.

The peanut, like alfalfa and clover, thrives best on land rich in lime. It does fairly well on thin, wornout soils, yields best on good, fertile land and makes an excessive growth of vines and few pods where the soil is very rich, or is heavily fertilized.

Peanuts—Continued

Where there are less than 100 days between killing frosts, it will pay to test the Spanish peanut on a small scale, as the whole plant, vine and pods, cured for hay, even when immature, make a valuable feed for dairy cows and young cattle.

The Spanish peanut has a wonderful ability to adapt itself to a variety of soils, rainfalls and climate. In 1911 we found that it matured in Colorado at an elevation of 6,000 feet above sea level, in Texas and Oklahoma with 45 days without a drop of rain during the growing season, in Louisiana and Arkansas under heavy rainfall, and in northern Illinois, with a drought after coming up of over 40 days.

The Spanish peanut stands drouth as well as milo, kafir and cotton, the three great drought-resisting crops. It is one of the crops that waits for rain.

THE VARIETIES TO PLANT.

The Spanish peanut is the variety usually planted for feed. It has a small pod with two small nuts in each pod. The stems grow upright, making it easy to harvest them for hay. The base of the plant is thickly clustered with pods and they cling well to the vine in harvesting. This is a great advantage. The Spanish is the variety generally grown for making peanut butter, salted peanuts and peanut oil. The Spanish variety is particularly adapted as a second crop in the rain belt and is the variety usually planted under dry farming conditions. Under favorable conditions it will mature in 90 days from planting, while the larger peanut requires 30 to 40 days longer. This trait is of value on dry lands, as when the crop is held back several weeks by drought, it will fill out and mature quickly after the first rain falls.

The Tennessee Red is recommended for late fall and winter pasturing in the South, because the nuts of this variety do not sprout until spring when left in the ground. The Spanish peanut will sprout if left in the ground, whenever a warm, wet time comes. We have a few reports from eastern New Mexico of the Tennessee peanuts doing well in dry seasons. The Tennessee is a medium podded variety with 3 to 5 red nuts crowded together in one pod. The stems grow upright.

The large podded peanut sold in candy and grocery stores is the Virginia. It requires a longer season in which to mature, about 40 days longer than the Spanish, a rather rich soil, and the land must be light colored in order to secure bright clean pods. It yields heavily under favorable conditions and is the variety to grow in Louisiana and Arkansas, where the conditions of the soil are just right and a peanut for eating from the shell is wanted. It does not do so well under dry farming conditions, for if the growth is checked for several weeks, there is not time enough after the fall rains for this variety to fill out.

TENNESSEE RED AND VIRGINIA—The large varieties, 25c per pound postpaid. At purchaser's expense—10 pounds or more 10c per pound. Ask for price on larger quantities.

SPANISH PEANUTS—The variety much used for hay and feeding purposes. 25c per pound postpaid. At purchaser's expense—10 pounds or more 10c per pound. Ask for price on larger quantities.



White Milo

Our White Milo seed was grown in Greenwood county, Kansas, during the dry season of 1913 by J. E. Misner. Planting was begun the first day of June, 1913, and the heads of the main stalks were fully matured September 10, 1913.

Almost every plant produced 3 to 5 suckers; a few plants as many as 12 to 15 suckers. 85 per cent of the stalks of White Milo will produce straight or slant heads, the remaining 15% will be crook-neck.

The following letters fully explain the habits of growth and what the people think about White Milo who were fortunate enough to see it growing.

Piedmont, Kans., Oct. 3, 1913.

To Whom It May Concern:

I, a neighbor of Mr. Misner, have been over his farm frequently and will just say that he has the only paying crop of this season in this country.

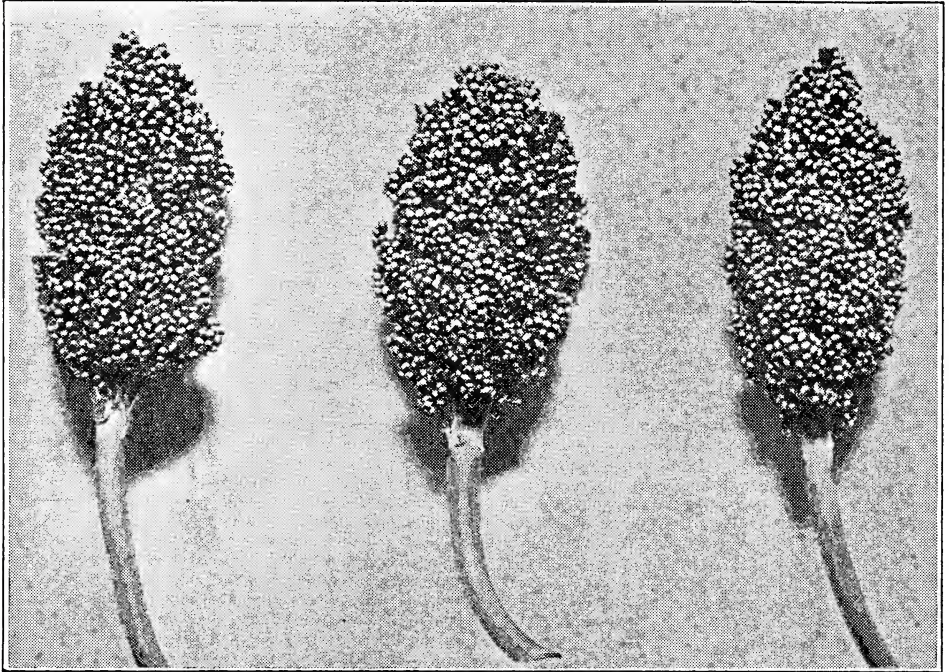
While this White Milo is a new thing to me, I haven't seen anything that will nearly compare with his crop this year.

I have seen several good pieces of Feterita this year, but nothing that looks as good as the White Milo. The heads are well matured on his entire field, and furthermore I have seen as high as 15 heads that sprang from one seed.

I think it is certainly the coming crop for this or any other dry country. I expect to make it my principal crop next year.

Yours respectfully,
J. H. APPLGATE

Sacks Extra at 25c Each for Cotton Seamless or 15c for Heavy Jutes, in Addition to Price of Seeds



DWARF WHITE MILO

White Milo

(Continued)

Piedmont, Kans., Oct. 1, 1913.

To Whom It May Concern:

I have been through Mr. Misner's 30 acre field of White Milo, and will say it is the best crop I ever saw for a dry-weather crop, as it has withstood the drought and matured an excellent seed crop.

I never saw any grain filled any better than the White Milo. I have seen as many as 15 heads on a single stalk.

I shall plant 40 acres of it next year.

Yours truly,
JESSE LASATER.

Piedmont, Kans., Oct. 2, 1913

To Whom It May Concern:

One of the coming sure crops of eastern Kansas as well as the western part, is White Milo Maize. I have been a resident of this county (Greenwood) for thirty years, and have personally observed the introduction of various crops of the cane and kafir families. Both these crops, especially the kafir, for the first time being almost a complete failure; the assertion may be a little broad, but don't believe there is enough matured kafir seed of good quality, to plant next year's crop.

It has been my good fortune, to observe during its various stages of development, a field of White Milo Maize farmed by J. E. Misner & Son of Piedmont, Kans.

It was planted after June first, 1913; dry weather, hot winds, nor "dry moons" had any effect on its growing qualities.

I was over to Mr. Misner's sometime ago to see how it had headed, the sight that greeted my eyes was almost unbelievable. The field contains about 35 acres, and is a little rolling; it was one solid mass of heads all of uniform size and were equally matured. It was a very common occurrence to see 4 or 5 stalks branched out from the main stalk, with heads on almost as large as the main head.

From what I have seen, this White Milo will easily make from 50 to 60 bushels per acre with a good stand on ordinary ground of an average year.

Ten heads will make a good feed for a horse, hogs fatten on it.

I would advise every farmer in the state, that could, to plant a field of White Milo Maize, thereby insuring himself against another possible drought next year, and also guaranteeing "Old Dobbin," the cows, pigs and chickens their customary portion of grain.

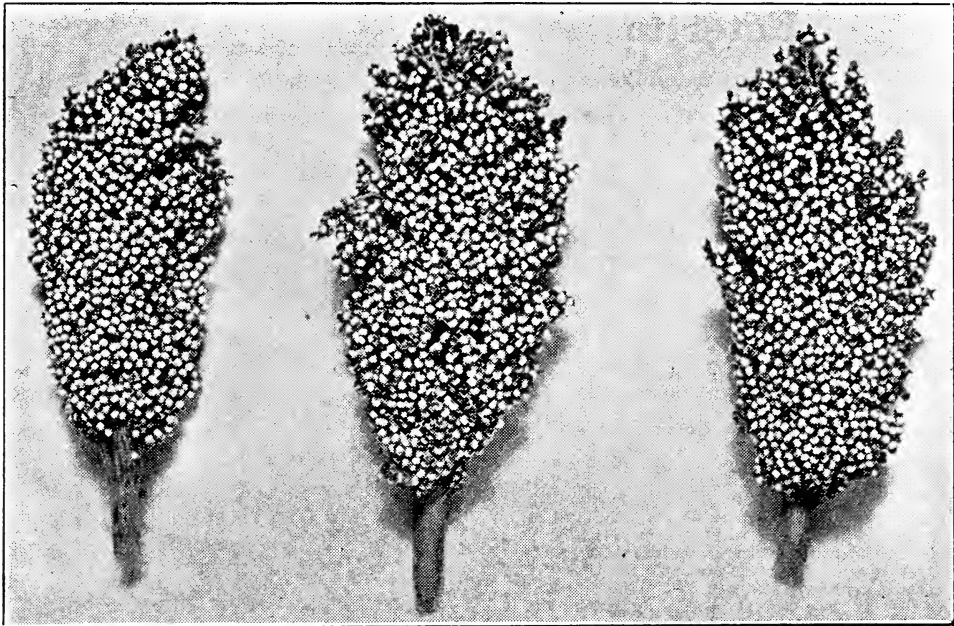
Very truly,
GEORGE M. WILSON.

Considering the ability of White Milo to throw out suckers from the main seed plant, we believe our customers will secure heavier yields of grain if they will not plant the seed very close in the row. The rows should be at least 3½ feet apart and we would prefer 4 feet.

Be sure the ground is warm before you plant the seed. The nature of White Milo seed demands well cultivated, warm soil in order that it may make its development without a setback caused by cold nights or cold ground.

White Milo is a very heavy yielder. Grows 4 to 5½ feet high. White Milo is a non-saccharine belonging to the durra family. It has the ability to send out a number of suckers from the main stalk, each forming a head of grain. The kernels of White Milo are soft and make excellent feed for all kinds of animals and fowls and may be fed whole or ground. White Milo should be cultivated and harvested the same as kafir, except the rows should be 3½ to 4 feet apart and the grain planted at least 18 inches apart in the rows. 3 to 5 pounds of White Milo is sufficient to plant one acre.

PRICE—25c per pound prepaid. At purchaser's expense—10 pound lots 10c per pound; 25 pound lots 8c per pound; 50 pound lots 6c per pound; 100 pounds lots \$5.50. Sacks extra 25c each for cotton seamless or 15c each for heavy jutes and will contain 150 pounds when filled.



FETERITA

Milo

(Continued)

DWARF STRAIGHT-NECK YELLOW MILO—This is a heavy yielding variety of Milo; 90% of the heads grow erect instead of bended. This seed was grown during the season of 1912 and the seed used in planting this field had been carefully selected for three years; only straight-neck plants being saved for seed. The stalks grow $3\frac{1}{2}$ to 4 feet high. Seed heads often weigh $\frac{3}{4}$ pound when ripe. On account of its branching habit, it should be planted in rows $3\frac{1}{2}$ to 4 feet apart, and 1 to $1\frac{1}{2}$ feet apart in the row. Milo should be planted about the middle of May; cultivate the same as kafir.

PRICES—20c per pound postpaid. At purchaser's expense—25 pound lots 7c per pound, 50 pound lots 6c per pound, 100 pound lots \$5.00

Sacks extra on 25 pound lots or more at 25c each for cotton seamless or 15c each for heavy jutes and will contain 150 pounds when filled.

DWARF CROOK-NECK YELLOW MILO—An improvement on the old variety of Milo; grows 4 to 5 feet high, while the old variety grew 8 to 10 feet high. The Dwarf Crook-neck Milo is very similar to the Dwarf Straight-neck Milo, the seeds having same appearance and feeding value.

PRICES—20c per pound postpaid. At purchaser's expense—25 pound lots 6c per pound, 50 pound lots 5c per pound, 100 pound lots \$4.00. Sacks extra on 25 pound lots or more at 25c each for cotton seamless or 15c each for heavy jutes and will contain 150 pounds when filled.

FETERITA

This sorghum was first introduced into the United States from Alexandria, Egypt, November, 1906, and was later secured from Sudan, where it is commonly grown under the name *Feterita*. As it is a member of the group of sorghums called *durra*, the name "Sudan *durra*" has also been applied to it.

Feterita is an early-maturing sorghum of considerable promise both for grain and forage. It has rather slender stems 5 to 7 feet high, which are semi-juicy and slightly sweet before ripening and only fairly leafy. The stems are of irregular height, owing to its stooling and branching habit, which also results in some unevenness in maturity.

It resembles milo in habit except that the heads are uniformly erect and the seeds are larger and softer as well as bluish white in color. The seed tends to shatter if it is allowed to stand in the field until overripe.

It is a week earlier than Dwarf milo and about three weeks earlier than Blackhull kafir. In drought resistance it compares favorably with any sorghum yet introduced. Yields of 30 to 50 bushels per acre may be expected under ordinary conditions in the kafir and milo region.

PLANTING—*Feterita* should be planted about the same time as the other sorghums, perhaps three or four weeks later than Indian corn. It is not well to plant too early, while the ground is cold, since *feterita* is naturally a warm-weather plant, and owing to the softness of the seed there is apt to be considerable loss through decay before germination. Difficulty in obtaining a stand has been experienced in some localities, the poor stand probably being due to planting in cold ground.

Sacks Extra at 25c Each for Cotton Seamless or 15c for Heavy Jutes, in Addition to Price of Seeds

Feterita

(Continued)

Feterita should be planted in rows about 42 to 48 inches apart. When 3 to 5 pounds of seed per acre will be required.

CULTIVATION—Feterita should be cultivated much the same as Indian corn. It may be given two or three harrowings while the plants are small, and as soon as sufficient growth is made the crop should be given a fairly deep and thorough cultivation. Two or three subsequent and shallower cultivations are desirable. Late cultivations must be shallow to avoid breaking the surface-feeding roots.


HARVESTING—For combined utilization as forage and grain the crop should be cut in the late dough stage. When planted in rows, the crop can best be handled with a corn harvester and put in shocks of 20 to 30 bundles each. If these shocks are allowed to stand for some time before being headed it will allow more complete maturity of the heads arising from the stools. Where the crop is intended solely for grain, it should be allowed to stand until the earliest heads are fully mature; but it must not be left until all the heads are fully ripe, else considerable seed may be lost through shattering. Where the heads are cut off in the field, it is best to pasture the remainder of the crop. Should the crop go down on account of a storm before it is harvested, it can be utilized by pasturing with hogs or cattle.

FEDING—The forage value of feterita is about equal to that of milo. For strictly forage purposes it is perhaps excelled by both the kafir and the sweet sorghums. The heavy production of grain, however, makes it effective when fed in the bundle, heads and all, to work horses or stock cattle. For fattening cattle or sheep it can also be fed in this manner with good results. It is not as valuable for dairy cows as for the above classes of stock. For use as silage it will be found equal to any of the sorghums. As a grain it will probably rank along with the kafirs and milos, 10 bushels of it being considered equal to 9 bushels of shelled Indian corn. The addition of a small amount of cottonseed meal or other concentrate high in fat will greatly increase its effectiveness as a flesh producer.

SUGGESTIONS—Feterita should be compared carefully with the ordinary sorghum crops of your locality, especially with Dwarf milo and Blackhull kafir. Exaggerated claims for feterita are being made by certain growers who are taking advantage of the lack of knowledge regarding this crop to secure enormous profits through the sale of seed. Miraculous yields are not to be expected, but under ordinary conditions feterita should at least equal Blackhull kafir and Dwarf milo. Farmers are advised to try feterita in comparison with Milo or Blackhull kafir before planting it extensively. It would be well to try different rates of seeding in each locality. Stands having plants 4, 8, 12, and 18 inches apart in the row should be tested. Seeding at different dates should also be tried. Reports on the success of the crop as a stock feed and also on its comparative drought resistance are desired.


(Extract from U. S. Dept. of Agriculture.)

PRICE—25c per pound postpaid. At purchaser's expense—25 pound lots and over 8c per pound, 100 pound lots and over 7c per pound. Sacks extra on 25 pound lots or more 25c each for cotton seamless or 15c each for heavy jutes and will contain 150 pounds when filled.



KAFIR

Kafir belongs to the non-saccharine group of sorghums; the plant is short jointed and leafy. It is the greatest dry weather resisting crop that can be grown. When dry weather comes it does not die, but simply stops growing until rain comes again, and then continues its growth. It will produce a large crop of grain, and the fodder is superior to corn fodder, as it remains green until after the seed is ripe. It makes excellent fodder either green or cured, being brittle and tender, and



DWARF BROOM CORN

Kafir—Continued

is highly relished by cattle and horses. Kafir is, in the opinion of many farmers, superior to corn for ensilage. For ensilage Kafir should be cut just as the grain begins to harden after leaving the dough stage, thereby securing all the feeding value of the grain and fodder.

For grain crop the seed should be planted in rows and cultivated like corn. This will require 3 to 5 pounds per acre. For fodder 1 to 2 bushels should be sown, and the crop cut for hay when the seed is in the dough.

DWARF BLACKHULL WHITE KAFIR—Is the result of careful selection extending over a number of years, and which has produced a type of uniform dwarf growth. The plants range from 4½ to 5 feet in height, depending somewhat on quality and condition of the soil and weather conditions. The heads are uniformly larger and of better shape than the older types of White Kafir.

Our Dwarf Blackhull White Kafir was grown during the season of 1912 and is in excellent condition. The parent seed came from the Ft. Hays Experiment Station. The dwarf variety is straight and upright; a very heavy yielder.

PRICES—20c per pound postpaid. At purchaser's expense—25 pound lots 6c per pound, 50 pound lots 5c per pound, 100 pound lots \$4.00.

WHITE KAFIR—The stalks grow from 4 to 7 feet high, making a straight upright plant. On account of irregular growth of plant and head it is not quite as valuable as the Dwarf Blackhull type.

PRICES—15c per pound postpaid. At purchaser's expense—25 pound lots 4c per pound, 50 pound lots 3c per pound, 100 pound lots \$2.75.

RED KAFIR—The growth is taller than the white, stalks are more slender, and juicy. The heads are long, compact and grow erect, frequently measuring 1½ to 2 feet. The seed is red, somewhat smaller than that of the white; hard and brittle. Produces a good yield on poor land. Ripens a few days earlier than the white variety.

PRICES—20c per pound postpaid. At purchaser's expense—25 pound lots 5c per pound; 50 pound lots 5c per pound; 100 pound lots \$3.00.

Broom Corn

We are agents for The J. S. Ashbrook Company, and will distribute their crop of Broom Corn Seed. The following was written by The Ashbrook Company and they are prepared to live up to the statements which they make.

"We have appointed Ross Brothers Seed House of Wichita, Kansas, to be our Western Distributors for The J. S. Ashbrook Company for the distribution of our own pure *Illinois Broom Corn Seed*, because Wichita being the gateway to practically all of the Western Broom Corn growing districts, and secondly because The Ashbrook Company are placing it with Ross Brothers Seed House because of their reputation for handling only good seeds.

"Our seed will be shipped to Wichita in carload quantities and distributed at less cost to purchaser than to ship it in less than carload lots direct to the grower from Mattoon, Ill., and by shipping in cars which go straight to Wichita, it also eliminates, in a great degree, the chances of the bags getting torn in transit, which so often happens, and while claims can be collected from the railroad company for the seed lost, you do not have sufficient seed to plant the acreage for which you had ordered this seed.

"There is always a question in the grower's mind, when thinking of ordering seed from the East, as to what it will cost him at his station, and to eliminate this question The Ashbrook Company is making a price of \$5.00 per bushel in bag lots, delivered to the grower's nearest railroad station.

"All orders in the Western district will be shipped from Wichita where our seed is stored, and orders can be sent to Ross Brothers Seed House at Wichita, Kansas, or to The J. S. Ashbrook Co., at Mattoon, Ill.

"It has been demonstrated, we believe, to the grower's entire satisfaction that Broom Corn is one of the best crops for him to plant every year, and if he has not planted *Pure Illinois Seed*, he has had instances brought to his notice of his neighbors who planted *Pure Seed* and harvested a larger crop of better quality than himself.

Broom Corn

(Continued)

"It costs just as much to prepare your ground, plant and harvest Broom Corn from *poor* and *immature* seed as from *Pure Seed*.

"At the price which we have put on our seed, it will cost only 25c or 30c an acre to plant your field, and if other seed costs you nothing, it will take only a few extra heads or a shade better quality to pay for the *Pure Seed*. Farmers claim that it makes them from \$5.00 to \$25.00 per acre more money than any other seed they can buy.

"Our seed is grown by J. S. Ashbrook who personally superintends the selection of the land, the preparation of the seed bed, the planting, cultivating and harvesting of all the seed that we sell. His experience of over 30 years in growing Broom Corn and Broom Corn Seed has taught him the best manner of handling the crop, the proper heads to select for the parent stock, and the best chemicals to use in the treatment of the seed for smut.

"We are also equipped with special machinery for cleaning and grading the seed after it is thoroughly cured. It is run through one machine which cuts all the seed from the fibre which allows the seed to distribute evenly through the planter plates. It insures an even stand, where seed not treated in this manner will clog up the planter plates and probably for considerable distance there will not be a seed dropped, and this irregular planting will greatly reduce the yield at harvest time.

"In selecting your Broom Corn Seed remember these facts:

"Ashbrook's Seed is **PURE**, grown in Illinois by Ashbrook.

"All Illinois Seed is not **PURE** by any means.

"Ashbrook's Seed is free from smut.

"Ashbrook's Seed is graded and distributes evenly through the planter plates.

"Ashbrook's Seed pays off the mortgage when other crops fail.

"What Ashbrook's Seed has done for others it will do for you.

"Buy Ashbrook's Seed this year."

These prices are delivered at nearest railroad station to purchaser in Kansas and Oklahoma.

PRICES— $\frac{1}{4}$ bushel 12 pounds \$1.75 sacked, $\frac{1}{2}$ bushel 24 pounds \$3.00 sacked, 1 bushel, 48 pounds \$5.25 sacked, 2 bushels or more at \$5.00 per bushel of 48 pounds, sacked.

All seed is sacked 2 bushels in each sack, and it will be necessary to charge the above additional prices where less than sack quantity is purchased.

Remember, transportation charge (by freight) is paid by us.

For delivery in Texas, Add 10c for $\frac{1}{4}$ bushel, 20c for $\frac{1}{2}$ bushel, 25c for 1 bushel.

For delivery in New Mexico and Colorado, Add 25c for $\frac{1}{4}$ bushel, 35c for $\frac{1}{2}$ bushel, 45c for 1 bushel.

Growers in other states wanting to purchase Broom Corn, please, write for delivered prices.

Book on How To Grow Broom Corn free.

Sugar Cane or Sorghum

Sorghum as a hay crop, can be grown with less expense, and will yield a larger crop than any other foliage plant. It will yield many tons per acre, which when properly cured makes an excellent feed for cattle and horses. If intended for hay, the seed should be sown thickly; broadcast $1\frac{1}{2}$ to 3 bushels per acre; if in drills 1 to 2 bushels will be required. Cut when the seed is in the dough. When sown as a crop for seed, sow in drills 3 feet apart, 4 to 5 pounds per acre.

RED TOP or SUMAC CANE SEED is smaller than that of Orange or Amber. Very sweet, small stalks, plenty of foliage. Pound 20c. Postpaid.

EARLY AMBER—It is the earliest variety; rich in sugar. Succeeds well from Texas to Minnesota. Pound 20c. Postpaid.

EARLY ORANGE—Ten days later than Early Amber, of strong, even growth; popular in the "Corn Belt." Pound 20c. Postpaid.

Write for price on larger quantities.

Shallu

SHALLU—A non-saccharine sorghum from India where it is extensively cultivated under the name of "Shallu." It is also known under the name of California Rice, California Wheat and Egyptian Wheat.

The seed should be sown in rows not less than 3 feet apart and 3 to 5 pounds of seed per acre will give good stand. If wanted for fodder, sow $\frac{1}{2}$ to 1 bushel either broad-cast or in drills. Pound 20c. Postpaid. Ask for quantity price.

Dwarf Essex Rape

The foliage of this plant resembles Rutabaga tops and is especially valuable for pasturing hogs during the summer months. Also for sheep pasture during the fall months; it is advisable to sow at intervals of 3 or 4 weeks, thus securing pasture throughout the summer and fall months. The seed may be sown at any time from early spring until end of August. Sow 5 to 7 pounds to acre broad-cast and harrow lightly. Pound 20c. Postpaid. Ask for quantity price.

Sand Vetch

Sand, Hairy or Winter Vetch succeeds and produces good crops on poor, sandy soil as well as on good land; grows to a height of 3 to 4 feet. It is perfectly hardy, remaining green late into the winter. Can be sown in the spring mixed with Oats or Barley, or during August or September with Rye, which serves as a support for the plants. Every farm should have at least a small field of it. Sow 25 or 30 pounds to the acre, with $\frac{1}{2}$ bushel Rye, or 1 bushel Barley or Oats. Pound 20c. Ask for price in quantity.

SEED CORN

Corn grown in southern Kansas contains high vitality because the climate is favorable to thorough maturity.

The corn crop of 1913 was a practical failure, in Kansas, southern half of Nebraska, a considerable portion of Missouri and Iowa. We have been able to find a number of Kansas cribs containing extra good quality corn which was grown in 1912. Germination tests have shown that this corn will grow from 90% to 100% therefore we are buying 1912 crop corn of some varieties.

We are using extra care in sorting and selecting this corn so that each variety will show correct form and type.

We are certain that every lot of corn we have in our warehouse will show strong vitality and therefore will produce good crops provided weather conditions of 1914 should be reasonably favorable.

We hope to secure seed corn of some other varieties—therefore shall appreciate your inquiries for the variety you prefer.

If you can make two selections—and give us permission to ship second choice—it will probably save delay in filling your order.

Speckled Beauty has again proven itself strong in vitality and matured good crops last year in districts where other medium late varieties failed to make average crop.

The prices quoted on seed corn may fluctuate, therefore we do not quote them for all the season.

Sacks cost extra. See foot note.

Yellow Varieties

GOLD MINE—(100 days) Combines the good qualities of all the yellow dent varieties. One of its special features is its long kernels, which, combined with a cob of medium size, make it a very heavy yielding sort. From 70 pounds of ears, 60 pounds of shelled corn may be obtained. Of excellent appearance both on the cob and shelled. The grains are of bright yellow color. Shelled, price \$2.50 per bushel of 56 pounds.

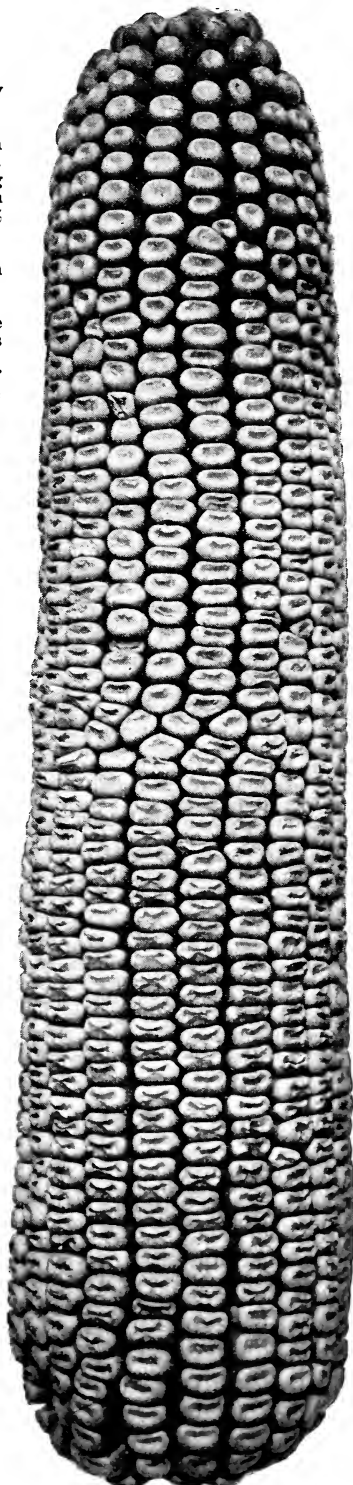
REID'S YELLOW DENT—(110 days)—This is the standard variety in many of the corn-growing districts of the central West. Ears average 9 to 10 inches long. Tapering slightly toward tip, from 6 to 7½ inches in circumference, contains 16 to 22 rows and are remarkably uniform in size and shape, weigh 12 to 16 ounces. Kernels light-yellow, deeply dented and well placed on a small red cob. Usually matures in 110 to 115 days. A heavy yielder with very small percentage of nubbins. Shelled, price \$2.50 per bushel of 56 pounds.

GOLDEN BEAUTY—(110 days)—The ears are cylindrical in form; tapering slightly, well filled from butt to tip with 10 to 14 straight rows of bright, golden yellow kernels; remarkable in size, quite deep and almost as wide as they are deep, well set on a red cob. The ears average 9 to 11 inches long, 7 to 7½ inches in circumference and, weigh 12 to 16 ounces each. Shelled, price \$2.50 per bushel of 56 pounds.

YELLOW DENT—(100 days)—The stalks range from 7 to 9 feet in height, well supplied with foliage. One of the earliest yellow dent varieties, ripening in 90 to 100 days; the ears average 7 to 10 inches long, 7 to 7½ inches in circumference, weigh 10 to 14 ounces each. The ears contain 14 to 18 rows of deep kernels, of orange-yellow color, set on a small, red cob. Shelled, price, \$2.50 per bushel of 56 pounds.

White Varieties

SILVER MINE—(100 days)—Distinct in every way with many superior characteristics. It is adapted to a wide range of soils and climate, maturing about 100 days after planting. The ears are even in shape, of uniform size, measuring from 8 to 12 inches in length and about 7 inches in circumference.



YELLOW DENT

Sacks Extra at 25c Each for Cotton Seamless or 15c for Heavy Jutes, in Addition to Price of Seeds

Seed Corn

(Continued)

They generally contain 18 rows of deep, pure white kernels on a small, white cob. The cob dries out rapidly, so that this sort is ready for market or cribbing earlier than any other large white corn in existence. Seventy pounds in the ear will frequently shell 60 pounds of clean corn. Shelled, price \$2.50 per bushel of 56 pounds.

BOONE COUNTY WHITE—(110 days)—The ears are cylindrical in form, tapering somewhat, well filled from butt to tip with 12 to 20 rows of deep, thick kernels. White cob. Ears range in length from 9 to 12 inches, average 7 to 8 inches in circumference. Shelled, price \$2.50 per bushel of 56 pounds.

WHITE PEARL—(105 days)—Stalks grow to height of 8 to 10 feet and ears about 3 to 5 feet from the ground, quite early, matures in 100 to 110 days. Ears average 8 to 10 inches, tapering slightly towards tip, from 6 to 8 inches in circumference, contain 14 to 22 rows of uniform kernels, white, medium indented, well placed on the cob. Shelled, price \$2.50 per bushel of 56 pounds.

Mixed Varieties

BLUE AND WHITE—(90 days)—This is one of the very early varieties of corn which produces good crops in Kansas and Oklahoma. The farmers on the Western plains have been able to grow this corn when other varieties have failed to produce a crop. The ears will range from 7½ to 10 inches long and measure 6 to 8 inches in circumference. The kernels are medium deep and as indicated by the name are blue, purplish and white. Shelled, price \$3.00 per bushel of 56 pounds.

SPECKLED BEAUTY—(120 days)—The color is speckled red and yellow, sometimes a red ear, and frequently a yellow one. The breeding has produced a uniformly large cylindrical ear, well filled at the butt and tip. The ears range 9 to 11 inches long, and 7½ to 8 inches in circumference, weighing 14 to 18 ounces each. Each ear has 16 to 20 rows of broad, deep, thick kernels. The kernels are set on a red cob of medium size, with rather large shank. The stalks range 9 to 12 feet in height, are rather heavy, furnishing abundant foliage for fodder. Will mature in about 120 days. Hot winds and drought do not effect it as seriously as some other varieties. Shelled, price \$3.00 per bushel of 56 pounds.

BLOODY BUTCHER—(120 days)—This productive, largekerneled corn matures in about 120 days from planting. The ear tapers slightly, is well formed, and average 9 to 11 inches long, 7½ to 8 inches in circumference, and weighs 14 to 18 ounces each. The ears contain 14 to 18 rows of beautiful dark-red kernels, capped slightly with yellow, of large size and deep; set closely on a red cob of medium to large size, with a well developed ear shank. It is a good drouth resister. Shelled, price \$3.00 per bushel of 56 pounds.

Pop Corn


The demand is increasing each year, and farmers will find it profitable to plant from 5 to 10 acres. It should be planted as early as possible to insure a good yield of marketable corn. Select a field some distance from field corn to keep it from mixing.

MAPLEDALE—The most prolific Pop Corn in cultivation, The ears are often 8 to 10 inches long, well filled with bright, handsome, smooth, white grains. Pound 20c postpaid.

WHITE PEARL—The ears are 5 to 6 inches in length, well filled to end with small, round, white grains. Pound 20c postpaid.

MONARCH WHITE RICE—This is an improved variety of the old white Rice; more productive, better quality. Pound 20c postpaid.

QUEEN'S GOLDEN—Kernels very large, of a golden-yellow color, pops perfectly white, a single kernel will expand to about three-quarters of an inch in diameter. Pound 20c postpaid. Ask for prices on larger quantity.



SPECKLED BEAUTY

Sacks Extra at 25c Each for Cotton Seamless or 15c for Heavy Jutes, in Addition to Price of Seeds

GRASS SEEDS

As prices on Grass Seeds fluctuate, we are unable to name firm prices in this book. Shall appreciate your inquiries which will receive prompt attention. Please mention quantity and variety on which you desire quotations.

Meadow Fescue or English Blue Grass

Grows two to three feet high, but never in large tufts like Orchard Grass. One of the earliest and most nutritious and productive grasses. Is especially suitable for permanent pastures; thrives well in any soil, but to best advantage on a moist soil. Makes good hay. It succeeds well even on poor soil, as its roots penetrate the earth ten to twelve inches. It is not affected except by exceedingly dry weather. It is one of the hardiest of the grasses; yields an abundant crop of seed. Is deserving of more attention than it has received. Sow 20 to 25 pounds per acre. Pound 20c, by mail 28c.

Orchard Grass

This grass stands the drought, and grows well in the shade, does well in wet or poor ground; produces large crops of hay and affords excellent pasture for stock. 14 pounds to the bushel. Sow 20 to 25 pounds per acre. Pound 20c, by mail 28c.

Bermuda Grass

Very fine for binding loose and dry soils. The habits of this grass is to set roots at each joint that touches the ground, thereby forming a complete sod. Furnishes excellent pasture. Is decidedly a summer grass, as it does not start off until ground is thoroughly warm in the spring, and turns to a buff color after killing frost in the fall. We believe this grass will help solve the pasture question during the hot dry summer months. Sow during May, June or July. Also valuable in some sections as a lawn grass. Sow 3 to 5 pounds to the acre. Pound 90c, postpaid.

Kentucky Blue Grass

The old standard grass for pasture and lawns. Sow 25 to 30 pounds to the acre for meadow; for lawns 100 to 140 pounds per acre. Pound 25c, by mail 33c.

Timothy

As a crop for hay, Timothy is probably not surpassed by any other grass. It is greatly relished by all kinds of stock, especially horses. Sow 10 to 15 pounds to the acre. Pound 20c, by mail 28c.

Red Top

It is a valuable addition to sow with other grasses, Alfalfa or Clover to form a close sod. For pasturing sow 20 to 30 pounds to the acre. Pound 30c, by mail 38c.

Bromus Inermis

Makes a quick strong growth, providing good pasturage. It sprouts out into fresh growth very quickly after being mown. It is a good grass for hot, dry regions and dry soil. 14 pounds to the bushel. Sow 20 to 30 pounds to the acre. Pound 20c, by mail 28c.

English or Perennial Rye Grass

Considered invaluable for permanent pastures. It is also one of the best lawn grasses for the central part of the United States. Sow 60 pounds to the acre for pasture; 100 to 140 pounds to the acre for lawn. 25c per pound, by mail 33c per pound. 25 pounds or more 20c per pound, by freight or express.

TREE SEEDS

We carry a few varieties of Tree Seeds in stock. Prices on small quantities are listed herein. Should you require a quantity of 20 pounds or more of one variety, please write for special prices. Cultural directions will be furnished without cost, upon request.

HARDY CATALPA—It is exceedingly rapid in growth. Its adaptation to almost all soils and situations, its wide range of latitude extending from Canada to the Gulf of Mexico; its great success on the Western prairies, and the ease and certainty with which it is transplanted, its strong vitality and freedom from disease and insects, the value of its timber, the imperishable nature of the wood, and its use for posts and other purposes, all point to the Catalpa Speciosa as the tree to plant. ½ ounce 10c, ounce 15c, pound \$2.00, postpaid.

BLACK LOCUST—This variety is noted for its rapid growth of hard, durable timber. It is

hardy and succeeds well in the West and Southwest. Ounce 10c, pound 50c, postpaid.

HONEY LOCUST—A large and handsome tree; trunk and branches are generally beset with long, formidable thorns, on which account it has been employed as a hedge plant. The wood is heavy and affords excellent fuel, but is not considered durable as timber. Ounce 10c, pound 60c postpaid.

RUSSIAN MULBERRY—Said to be the most valuable variety for our climate. If kept in dwarf form will make a fine hedge. The tree makes good fence posts after five years growth. ½ ounce 10c, ounce 20c, pound \$2.50, postpaid.

OSAGE ORANGE—A native of Texas but has been generally introduced over the country from its extensive employment as a hedge plant. Ounce 10c, pound 60c, postpaid.

Sacks Extra at 25c Each for Cotton Seamless or 15c for Heavy Jutes, in Addition to Price of Seeds

Millet Seed

GERMAN—This is a favorite variety, for planting in good land to produce a large crop of hay or forage during the summer months. 50 pounds to the bushel. Sow 40 to 50 pounds to the acre. Pound 25c, postpaid. Per 100 pounds ask for price.

COMMON MILLET—Annual grass. Relished by all kinds of stock. Makes good hay. Sow 30 to 40 pounds to acre. Pound 15c, postpaid. Per 100 pounds, ask for price.

SIBERIAN—Very productive forage plant; two weeks ahead of the large German, has finer hay. Requires much less seed to plant an acre. Pound 15c, postpaid. Per 100 pounds, ask for price.

JAPANESE MILLET or "BILLION DOLLAR GRASS"—It is of recent introduction and great claims are made of its value as a forage plant. Pound 20c, postpaid. Per 100 pounds, ask for price.

PEARL MILLET or **PENCILARIA**—Sow in drills 4 feet apart and cultivate like corn. The plants attain the height of 8 to 10 feet with slender stalks and long, slender bladed leaves. Pound 30c, postpaid.

Castor Beans

Will do well on good corn land. One bushel will plant 15 acres. Pound 20c, postpaid. Price on larger quantities on application.

Flax

Is a profitable crop in some parts of Kansas. Sow $\frac{3}{4}$ bushels to the acre. Market price variable. Write us for quotations.

Sunflower Seed

MAMMOTH RUSSIAN—Very large Heads. Often 15 to 20 inches in diameter, high feeding value for poultry, as it is cheaply grown and an excellent food to increase egg production. It is being more generally planted where its feeding value is understood. Can be sown any time from early spring until July. Plant 3 pounds of seed per acre in drills the same as corn. Pound 20c, postpaid.

Canary Seed

Requires about the same cultivation as Wheat, easily grown; sow 20 to 30 pounds to the acre. Pound 20c, postpaid.



Helmet
Brand

We Sell Helmet Brand Fertilizers

Figure with us now for Fertilizers to be used on Oats, Corn, Vegetables, and Grass in the spring, and in June or July correspond with us for Fertilizer to be used on Wheat in the fall.

We believe in the judicious use of barn-yard manure and green crops plowed under to supply humus.

LAWN and GARDEN FERTILIZER—Lawn Grass is a heavy feeder; will not thrive and hold its beautiful dark-green color and velvety appearance unless it is suitably fed. Price per pound 5 cents, per 100 pound drum \$3.00.

Buckwheat

JAPANESE—This variety has been grown here with good results. It is early and very productive; the kernels are larger than any other variety of Buckwheat, of a rich, dark-brown color. Sow $\frac{1}{2}$ bushel seed to the acre. Pound 15c, postpaid. Price variable. Write for quantity prices.

Hemp Seed

This crop should receive more attention. The fibre is in demand on the eastern markets and the seed can be readily marketed. Pound 20c, postpaid. 3 pounds 50c, postpaid.

Barley

MANSURY—It is an early six rowed variety with strong, bright straw. Bearing long, well-filled heads of plump grain; ripens medium early. Sow two bushels to the acre. Market price variable.

Winter Emmer

The most promising feeding grain for the Western States that has been tried since the introduction of Kafir Corn. It is drought resistant, and will make a crop in a wet season. The grain is especially valuable for cattle and horses. Market price variable. Write for prices.

Seed Oats

RED TEXAS—Largely grown in this state; it is a heavy yielder and sure cropper; makes a very heavy grain. Will quote prices upon receipt of inquiry.

Seed Rye

We will be pleased to quote prices during months of July and August.

Winter Wheat

We will have a choice lot of seed wheat to offer during the autumn months. Varieties we will offer are all first-class.

The price of farm seeds fluctuates during the season—will quote prices on receipt of inquiry.

We also sell Helmet Brand Corn Fertilizers, Wheat Fertilizers, Fertilizers for Potatoes, Cabbage, Tomatoes and other garden crops. Shall be pleased to send you pamphlet giving information, upon receipt of your request.

GROUND LIMESTONE—Has proven beneficial to the soils of different states and especially for some crops. If interested ask us for price, and information about applying it to land.

PHOSPHATE ROCK—In some form, supplied to the land is the quickest way to replace phosphorus. If interested ask us for more information.



FLOWER SEEDS

Most everyone makes a small garden. A vegetable garden is considered a necessity, because vegetables supply food for the body. But what about a small Flower Garden? Flowers supply food for the soul. You will find a number of different varieties of Flowers listed in this book, which are easily grown and require but little care. By reading the Cultural Directions given below, you will experience little difficulty in growing flowers. We are listing only the best varieties of Flowers suitable for the Central West and Southwest. They will, however, produce beautiful flowers in other parts of the world.

CULTURE

A common mistake in sowing Flower seeds is covering too deep. As a general rule, cover only to a depth of the thickness of the seed.

We are convinced that many of the failures with flower seeds are due to lack of proper conditions; and while it would be impossible in the space at our disposal in this catalogue to give explicit directions for each and every variety which we offer, we feel sure that if the general directions given on this and the following pages are followed that success will be the rule.

For all flower seeds which should be started indoors, and this includes many of our best and brightest summer flowers, such as Heliotrope, Celosia, Lobelia, Salvia, Vinca, Verbena, etc., the best plan is to sow in pots or boxes (about 2 inches deep), which should be filled to the depth of an inch with gravel, coal-ashes, or any other rough material that will furnish perfect drainage. The upper inch should be nicely sifted soil, composed, if possible, of about one-third each sand, leaf mould and light garden loam. Press firm and evenly, and water thoroughly the day before sowing. Sow the seeds thinly over the surface, covering about one-eighth of an inch and pressing firmly; cover with a pane of glass or one or two thickness of newspaper, to prevent the too rapid evaporation of the moisture, and keep in a temperature between 60° and 70°. Water carefully as needed.

The importance of uniform attention to this detail is one that can be learned only by experience and observation. To omit a single watering or too frequent, indiscriminate watering, usually leads to failure. Remove the glass or covering after the seeds have germinated, and when the seedlings are large enough to handle they should be transplanted into similarly prepared boxes

an inch apart each way, or put into small pots and kept in same until time to plant out in the open ground. At all times they should have an abundance of air; otherwise the young seedlings are liable to "damp off, or decay."

For most of the ordinary annual flowers, such as Sweet Alyssum, Calliopsis, Calendula, Marigold, Mignonette, Nasturtium, etc., the simplest method is to sow directly out of doors when danger of frost is past in the space where they are intended to flower. The ground should be dug and raked fine on the surface, sowing the seeds evenly and thinly, either in lines or beds, covering not over four times their size, and firming the soil over them. Should they come up too thickly, as most of them are likely to do, thin out so that the plants will stand from 4 to 12 inches apart, according to the variety. This plan is also adapted to many varieties usually started indoors, including Asters, Verbenas, Celosias, Stocks, Salvia, etc., but as a rule their germination is more certain under glass, and as they begin to flower so much earlier when started indoors, the extra trouble is well repaid for by their increased blooming period.

We commend to the careful attention of our customers the following article:


How to Grow Annuals

By Prof. L. H. Bailey, of Cornell University

Annual plants are those that you must sow every year. The staid perennials I want for the main and permanent effects in my garden, but I could no more do without annuals than I could do without the spices and the condiments at the table. They are flowers of a season. I like flowers of a season.

Of the kinds of annuals there is almost no end. This does not mean that all are equally good. For myself, I like to make the bold effects with

If you can't do big things, do a lot of little things in a big way



PANSIES

Annuals, and How to Grow Them

By Professor L. H. Bailey, of Cornell University

a few of the old profuse and reliable kinds. I like whole masses and clouds of them. Then the other kinds I like to grow in smaller areas at one side, in a half experimental way. There is no need of trying to grow equal quantities of all the kinds that you select. There is no emphasis and no modulation in such a scheme. There should be major and minor keys.

The minor keys may be of almost any kind of plant. Since these plants are semi-experimental, it does not matter if some of them fail outright. Why not begin the list at A and buy as many as you can afford and accommodate this year, then continue the list next year. In five or ten years you will have grown the alphabet, and will have learned as much horticulture and botany as most persons learn in a college course. And some of these plants will become your permanent friends.

For the main and bold effects I want something that I can depend on. There I do not want to experiment. Never fill a conspicuous place with a kind of plant you have never grown.

The kinds I like best are the ones easiest to grow. My personal equation, I suppose, determines this. Zinnia, Petunia, Marigold, Four O'Clock, Sunflower, Phlox, Scabiosa, Sweet Sultan, Bachelor's Button, Verbena, Calendula, Calliopsis, Morning-glory, Nasturtium, Sweet

Pea,—these are some of the kinds that are surest and least attacked by bugs and fungi. I do not know where the investment of five cents will bring as great reward as in a packet of seeds of any of these plants.

Before one sets out to grow these or any other plants, he must make for himself an ideal. Will he grow for a garden effect, or for specimen plants or specimen blooms. If for specimens, then each plant must have plenty of room and receive particular individual care. If for garden effect, then see to it that the entire space is solidly covered, and that you have a continuous blaze of color. Usually the specimen plants would best be grown in a side garden, as vegetables are, where they can be tilled, trained and severally cared for.

There is really a third ideal, and I hope that some of you may try it,—grow all the varieties of one species. You really do not know what the China Aster or the Balsam is until you have seen all the kinds of it. Suppose that you ask your seedsman to send you one packet of every variety of Cockscomb that he has. Next year you want to try Stocks or annual Poppies, or something else. All this will be a study in evolution.

There is still a fourth ideal,—the growing for gathering or "picking." If you want many flowers for house decoration and to give away, then grow them at one side in regular rows as you would potatoes or sweet corn. Harvest them in the same spirit that you would harvest string beans

HOME IS WHERE YOU ARE TREATED THE BEST AND GRUMBLE THE MOST. TURN A NEW LEAF.

WICHITA, KANSAS

or tomatoes; that is what they are for. You do not have to consider the "looks" of your garden. You will not be afraid to pick them. When you have harvested an armful your garden is not despoiled.

I like each plant in its season. China Aster is a fall flower. In early summer I want Pansies or Candytufts and other early or quick bloomers. For the small amateur garden, greenhouses and hotbeds are unnecessary, and they are usually in the way. There are enough kinds of annuals that may be sown directly in the open ground, even in New York, to fill any garden. All those I have mentioned are such. In general, I should not try to secure unusually early effects in any kind of plant by starting it extra early. I should get early effects with kinds of plants that naturally are early. Let everything have its season. Do not try to telescope the months.

I have sown China Asters in the open ground in early June, in New York State, and had excellent fall bloom. Things come up quickly and grow rapidly in May and June. They hurry. The spring bloom you are not to expect from annuals. That you are to get from perennials,—the spring bulbs, soft bleeding-hearts, spicy pinks, bright-eyed polyanthus, and twenty more.

Make the soil rich and fine and soft and deep, just as you would for radishes or onions. There are some plants for which the soil can be made too rich, of course, but most persons do not err in this direction. The finer and more broken down the manure the better. Spade it in. Mix it thoroughly with the soil. If the soil is clay-like, see that fine manure is thoroughly mixed with the surface layer to prevent "baking."

Watering is an exacting labor, and yet half of it is usually unnecessary. The reasons why it is unnecessary are two: The soil is so shallowly prepared that the roots do not strike deep enough; we waste the moisture by allowing the soil to become hard, thereby setting up capillary connection with the atmosphere and letting the water escape. See how moist the soil is in spring. Mulch it so that the water will not evaporate. Mulch it with a garden rake by keeping the soil loose and dry on top. This loose dry soil is the mulch. There will be moisture underneath. Save water rather than add it. Then when you do have to water the plants go at it as if you meant it. Wet the soil clear through. Wet it at dusk or in cloudy weather. Before the hot sun strikes it renew your mulch, or supply a mulch of fine litter. More plants are spoiled by sprinkling than by drought. Bear in mind that watering is only a special practice—the general practice is to so fit and maintain the ground that the plants will not need watering.

The less your space the fewer the kinds you should plant. Have enough of each kind to be worth while and the effort. It is more trouble to raise one plant than a dozen.

It is usually best not to try to make formal "designs" with annuals. Such designs are special things, anyway, and should be used sparingly and be made only by persons who are skilled in such work. A poor or unsuccessful design is the sorriest failure a garden can have.

This brings up a discussion of the proper place to put annuals. Do not put them in the lawn,—you want grass there. Supposing that you grow the annuals for garden effect, there are two



SWEET PEAS

ways of disposing them,—to grow in beds or in borders. Sometimes one method is better and sometimes the other. The border method is more informal, and therefore the simpler and easier.

Its pictorial effect is usually greater. But in some places there are no boundary lines that can be used for borders. Then beds may be used, but make the beds so large and fill them so full that they will not appear to be mere play-patches. Long beds are usually best. Four or five feet wide is about the limit of ease in working in them. The more elaborate the shape of the bed, the more time you will consume on keeping the geometry straight and the less on having fun with the plants. Long points that run off into the grass—as the points of a star—are particularly worrisome, for the grass roots lock hands underneath and grab the food and moisture.

It is surprising how many things one can grow in an old fence. Not all annuals will thrive under conditions of partial neglect. The large-seeded, quick-germinating, rapid-growing kinds will do best. Sunflower. Sweet Peas Morning Glory, Japanese Hop, Zinnia, Four O'Clock, Marigold, Amaranths, are some of the kinds that may be expected to hold their own. If the effort is made to grow plants in such places, it is important to give them all the advantage possible early in the season, so that they will get well ahead of the grass and weeds. Spade up the ground all you can. Add a little quick-acting fertilizer. It is best to start the plants

GIVE THE HOME FOLKS THAT PLEASURE WHICH IS SO SATISFYING AND WHICH COSTS SO LITTLE MONEY—A BED OF BEAUTIFUL FLOWERS



NASTURTIUMS

in pots or small boxes, so that they will be in advance of the weeds when they are set out.

First and last, I have grown practically every annual offered in the American trade. It is surprising how few of the uncommon or little-known sorts really have great merit for general purposes. There is nothing yet to take the place of the old-time groups, such as Amaranths, Zinnias, Calendulas, Daturas, Balsams, Annual Pinks, Candytufts, Bachelor's Buttons, Wallflowers, Larkspurs, Petunias, Gaillardias, Snapdragon, Cockscombs, Lobelias, Coreopsis or Calliopsis, California Poppies, Four-o'clocks, Sweet Sultans, Phloxes, Mignonettes, Scabiosas, Nasturtiums, Marigolds, China Asters, Salpiglossis, Nicotianas, Pansies, Portulacas, Castor Beans, Poppies, Sunflowers, Verbenas, Stocks, Alyssums, and such good old running plants as Scarlet Runners, Sweet Peas, Convolvuluses, Ipomeas, Nasturtiums, Balloon Vines, Cobaeas. Of the annual vines of recent introduction the Japanese Hop has at once taken a prominent place for the covering of fences and arbors, although it has no floral beauty to recommend it.

For bold mass-displays of color in the rear parts of the grounds or along the borders, some of the coarser species are desirable. My own favorites for such use are: Sunflower and Castor Bean for the back rows; Zinnias for bright effects in the scarlets and lilacs; African Marigolds for brilliant yellows; Nicotianas for whites. Unfortunately, we have no robust-growing annuals with good blues. Some of the Larkspurs are perhaps the nearest approach to it.

For lower-growing and less gross mass-displays, the following are good: California Poppies for oranges and yellows; Sweet Sultans for purples, whites and pale yellows; Petunias for purples, violets and whites; Larkspurs for blues and violets; Bachelor's Buttons (or Cornflowers) for blues; Calliopsis or Coreopsis and Calendulas for yellows; Gaillardias for red-yellows; China Asters for many colors.

For still less robustness, good mass-displays can be made with the following: Alyssums and Candytufts for whites; Phloxes for whites and

various pinks and reds; Lobelias and Browallias for blues; Pinks for whites and various shades of pink; Stocks for whites and reds; Wallflowers for brown-yellows; Verbenas for many colors.

I should never consider a garden of pleasant annual flowers to be complete that did not contain some of the "everlastings" or immortelles. These "paper flowers" are always interesting to children. I do not care for them for the making of "dry-bouquets," but for their interest as a part of a garden. The colors are bright, the blooms hold long on the plant, and most of the kinds are very easy to grow. My favorite groups are the different kinds of Xeranthemums and Helichrysums. The Globe Amaranths, with clover-like heads (sometimes known as bachelor's buttons), are good old favorites.

Some of the perennials and biennials can be treated as annuals if they are started very early indoors. A number of the very late-flowering annuals should also be started indoors for best success in the northern States, as, for example, the Moonflowers and the tall-growing kinds of Cosmos.

If flowers of any annual are wanted extra early, the seeds should be started indoors. It is not necessary to have a green-house for this purpose, although best results are to be expected with such a building. The seeds may be sown in boxes, and these boxes then placed in a sheltered position on the warm side of a building. At night they can be covered with boards or matting. In very cold "spells" the boxes should be brought inside. In this simple way seeds may often be started one to three weeks ahead of the time when they can be sown in the open garden. Moreover, the plants are likely to receive better care in these boxes, and therefore, to grow more rapidly. Of course, if still earlier results are desired, the seeds should be sown in the kitchen, hotbed, cold frame, or in a greenhouse.

In starting plants ahead of the season, be careful not to use too deep boxes. The gardener's "flat" may be taken as a suggestion. Three inches of earth is sufficient, and in some cases (as when the plants are started late) half this depth is enough.

Of late years there has been a strong movement to introduce the hardy perennials into general cultivation. This is certainly to be encouraged everywhere, since it adds a feeling of permanency and purposefulness that is needed in American gardens. Yet I should be sorry if this movement were to obscure the importance of the annuals.

The words Annual, Biennial and Perennial are explained below:

ANNUALS—These attain full growth flower, form seed, and die the first year.

BIENNIALS—These grow from seed the first year, bloom and die the next, though some varieties bloom the first year if sown early.

PERENNIALS—These last for several years blooming annually after the first season, though some varieties bloom the first year if sown early.

CLIMBERS—Vines and plants having a tendency to climb.

GREENHOUSE PLANTS—Start inside and cultivate in pots or else transplant outside when all danger of frost is over.

HOUSE PLANTS—To be grown inside all year. For pots only.

New Things In Flower Seeds

VICK'S CHOICE ASTERS

(NEW)

807. **VICK'S LAVENDER ROCHESTER**—These magnificent flowers are more double and more Chrysanthemum-like than those of the original Lavender Pink Rochester. The long, narrow petals fall over one another in a charming cascade of color, forming a wonderfully shaggy mass that cannot be equalled for richness of effect. In addition to their great diameter they have a most remarkable thickness, making them truly massive. Vick's Lavender Rochester is an exquisite shade of clear light lavender. Packet 25c, 2 for 40c.



(Illustration half the size of flowers)

VICK'S LAVENDER ROCHESTER

808. **VICK'S PINK ENCHANTRESS**—One of the best novelties of 1913. Its color is a soft, delicate pink, so popular in the Pink Enchantress Carnation. The flower is unusually lasting, both as a cut flower and on the plant, and notwithstanding its delicate shade, the color does not fade. It is upright in habit, as distinguished from the branching form. Plants are very vigorous, making a much stronger growth than any of the older upright varieties. Leaves are large and broad. The Pink Enchantress is between mid-season and late varieties, coming in ahead of the Early Branching, and as a commercial pink Aster, it is without rival in that season. The flower itself is always full double; the petals are of medium length and very broad. Those towards the center fold in very regularly, while gradually, towards the outer edge, the petals stand out more and more until those on the outside recede from the center, thus increasing the diameter of the flower, which compares favorably in size with the largest flowering kind. Packet 20c, 2 for 35c.

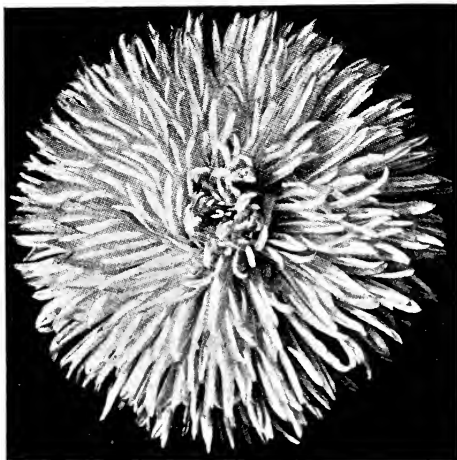
809. **VICK'S WHITE KING**—The plants are very tall and crowned with massive flowers quite unlike any other type in cultivation. The



(Illustration half the size of flowers)

VICK'S PINK ENCHANTRESS

petals are very long and narrow, nearly straight, and almost flat, being only slightly folded lengthwise. The thick masses of narrow petals give the flowers a beautifully soft, fluffy appearance, and their immense size and peculiar form make them strikingly handsome and distinct. Packet 20c, 2 for 35c.



(Illustration half the size of flowers)

VICK'S WHITE KING

See page 68 for complete list of Asters.

Some one wants to know who invented pie. Pie wasn't invented; it was surmised.

SAWYER'S ASTERMUMS

The very latest thing in Asters. Its name about describes its size, as the flowers are as large as many of the Chrysanthemums. To fully appreciate this grand flower it must be seen.

Sawyer's Astermums are in a class by themselves. These are extra fancy asters, long stems, big flowers, and anyone wanting the latest thing in Asters should not leave Astermums out of their collection.

- 804. WHITE, Packet, 25c.
- 805. LIGHT PINK, Packet 25c.
- 806. LAVENDER, Packet 25c.

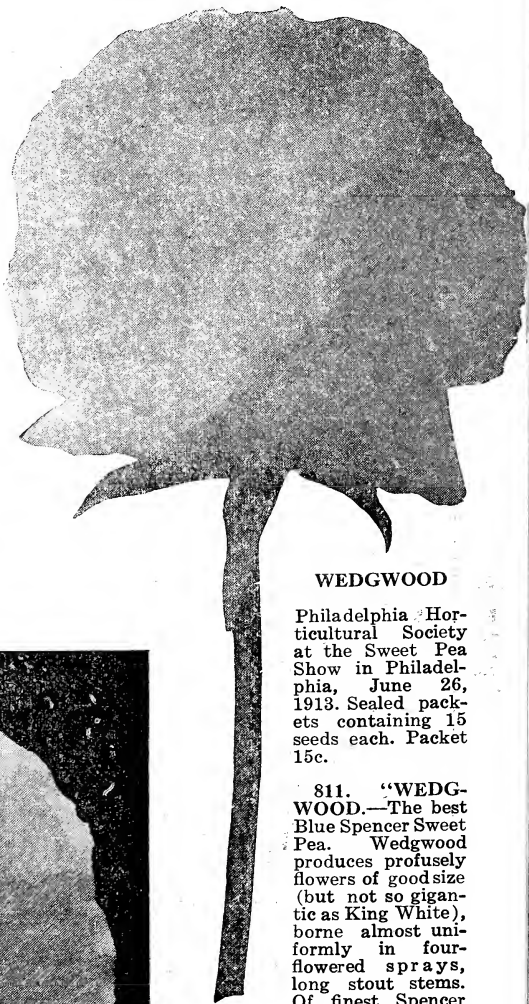
SWEET PEAS

(New Spencers For 1914)

810. KING WHITE—A perfect white Spencer, Sweet Pea has long been the desire of all growers and we can truthfully say "here it is," King White being immeasurably superior in form, size and substance to all others of this color. Whereas the petals of other white Spencers are thin and the standards generally inclined to reflex, King White has substance to spare while the standards are of immense size, bold expanded form, yet exquisitely waved. Extremely vigorous grower, floriferous to a degree, and gives a large proportion of four-flowered sprays. King White was awarded Certificate of Merit by The



KING WHITE



WEDGWOOD

Philadelphia Horticultural Society at the Sweet Pea Show in Philadelphia, June 26, 1913. Sealed packets containing 15 seeds each. Packet 15c.

811. "WEDGWOOD.—The best Blue Spencer Sweet Pea. Wedgwood produces profusely flowers of good size (but not so gigantic as King White), borne almost uniformly in four-flowered sprays, long stout stems. Of finest Spencer form, the standard and wings are well waved. It is a color that has long been wanted and for which we anticipate an eager demand. Like most true Spencers, while blooming most abundantly, many of the flowers drop without setting any seed-pods. Consequently the "Seed in Sight" will hardly be sufficient to meet the expected demand. In sealed packets containing 12 seeds. Packet 15c.

812. ILLUMINATOR—Is of such a distinct and telling new color that it is sure to be eagerly sought for by Sweet Pea lovers throughout the world, and our one regret is that the supply of seed is so limited that we fear we shall have to report "sold out" long before the spring planting season


WICHITA, KANSAS

arrives. In sealed packets containing 12 seeds. Packet 15c.


813. **EMPRESS EUGENIE**—This beautiful novelty was awarded a Certificate of Merit by the American Sweet Pea Society, June 29th, 1911, but owing to its shy seeding character we have not been able to introduce it until this season. The color is a delicate tone of light gray, flaked with

light lavender. A vase or bunch of Empress Eugenie gives a most charming effect. The flowers are of large size, beautifully waved and crimped. A vigorous grower and very free bloomer, throwing a large proportion of four-flowered sprays. In sealed packets containing 15 seeds. Packet 15c.

See pages 85 to 88 for complete list of Sweet Peas.



EMPRESS EUGENIE



ILLUMINATOR

Standard Varieties in Flower Seeds

ABRONIA

ANNUAL 6 IN.

332. **UMBELLATA GRANDIFLORA**—Very pretty trailing Sand Verbena, with numerous clusters of sweet scented rosy-lilac flowers. Does well in poor soil. Ounce 15c, Packet 5c.

ACHILLEA

PERENNIAL 3 FT.

334. **THE PEARL**—From spring until frost covered with heads of purest white flowers; very double. Useful for cut flowers. Sow seeds early. Packet 10c.

ACONITUM

PERENNIAL 3 FT.

335. **NAPELLUS**—(Monkshood.) Long spikes of curiously shaped blue flowers. Plant in shrubby or shady places of the garden. Seeds germinate slowly. $\frac{1}{4}$ ounce 25c, packet 10c.

ADENOPHORA

PERENNIAL 18 IN.

337. **POTANINII**—Light blue bell-shaped flowers produced on slender spikes in July and August. Packet 10c.

ADLUMIA

PERENNIAL VINE 15 FT

338. **CIRRHOSA**—Known as the Allegheny Vine. The feathery foliage is like the Maidenhair Fern. The flowers are tube-shaped, delicate rose-pink and white and cover the plant. For covering trellises, stumps of trees, etc., it is very desirable. Packet 10c.

ADONIS

ANNUAL 1 FT.

339. **AESTIVALIS**—(Flos Adonis). Pretty little plant with feathery fresh green foliage, dotted with innumerable small red flowers. Ounce 10c, packet 5c.

The advertiser who thinks that by dishonest statements he is fooling the public, is simply fooling himself. The public are not fools, whether they live in the country or largest cities

AGERATUM

(Floss Flower)

ANNUAL

One of the best summer blooming plants grown from seed. They are rapid growers, early and constant bloomers. During the hot, dry summer months their bright flowers are produced in the greatest profusion. Set the dwarf sorts 10 inches apart and they soon make a low mass of charming flowers.

341. MEXICANUM—1½ ft. Blue, ¼ ounce 10c, packet 5c.

342. SWANLEY BLUE MEXICANUM—Dwarf, blue, ¼ ounce 25c, packet 10c.

ALYSSUM

343. BENTHAMI MARITIMUM, SWEET ALYSSUM—This is one of the finest annuals we have and is beloved by many on account of its modest blossoms. It is pleasantly fragrant. It begins to bloom early in the season, and blooms until frost. Cut back after the first flowers fade and others will come again. It is a neat, thrifty, healthy grower and should be cultivated by every one who wants an all around good plant. Sow the seeds wherever the plants are to remain. If too thick, thin out. To prevent sowing too thickly, mix the seed with sand before sowing. ¼ ounce 15c, packet 5c.

344. LITTLE GEM—6 inches, erect habit of growth. This really should be called "Snow-White Carpet plant," for the plants, which are only a few inches high, grow so dense and are so completely covered with snow-white blossoms, they create the impression of a beautiful carpet spread over the ground. ¼ ounce 15c, packet 5c.

AMARANTHUS

Brilliant-foliaged annuals, growing from 3 to 5 feet high, some of the varieties bearing curious racemes of flowers. All are useful in borders of tall plants or for the center of large beds. They thrive best in a hot, sunny location, not too rich soil, and given sufficient room to develop their full beauty.

345. CAUDATUS—(Love Lies Bleeding) 3 feet. Blood-red; drooping. Packet 5c.

346. CURENTUS—(Prince's Feather) Dark red feathery flowers. Packet 5c.

347. TRICOLOR—(Joseph's Coat) Leaves red, yellow and green. Packet 5c.

AMMOBIUM

2½ FEET

349. ALATUM GRANDIFLORUM—This pretty white Everlasting should be in every garden. Grows in sandy soil. ½ ounce 15c, packet 5c.

AMPELOPSIS


PERENNIAL

350. VEITCHI—Climber. The well known Boston Ivy. ½ ounce 15c, packet 5c.

ANCHUSA

ANNUAL, 2 FEET

351. CAPENSIS—(Cape Forget-me-not). A rare and little known annual of great beauty which will thrive where scarcely anything else will grow. ½ ounce 10c, packet 5c.



ASTER

For Asters see pages 67 and 68

ANEMONE

(Wind Flower)

PERENNIAL

Very pleasing hardy plants for the herbaceous border. Fine large flowers, few plants compare with them in beauty. Fine for bouquets. Sow indoors in spring, keeping shaded till the plants appear.

352. SINGLE VARIETIES—Mixed colors. Packet 5c.

ANTHEMIS

(Hardy Marguerite)

PERENNIAL, 2 FEET

353. TINCTORIA KELWAYI—A most satisfactory hardy plant, bearing all summer, daisy-like golden-yellow blossoms. Excellent for cutting. Packet 10c.

ANTIRRHINUM MAJUS

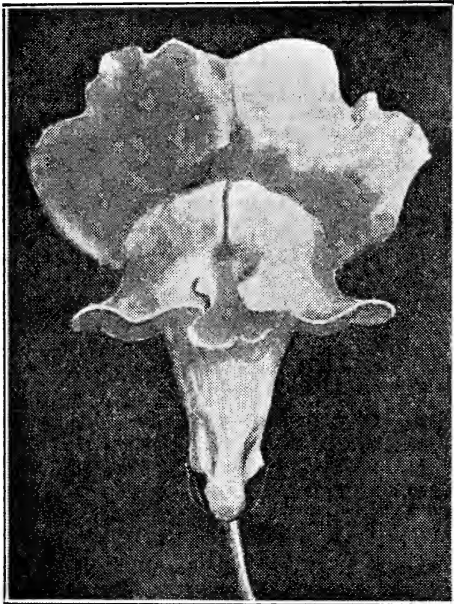
GRANDIFLORUM

(Giant Fragrant Snapdragon)

ANNUAL

The flowers of this new strain are of very large size, are very fragrant and are produced on immense long spikes, which render them extremely well adapted for cut-flowers. They are easily raised from seed in any rich sunny bed. Spring seedlings bloom by midsummer, and if the flowers are cut freely the flowering is continuous till fall. If intended for winter flowering in the house, cut them well back in September. The Snapdragon, like

Give the home folks that pleasure which is so satisfying and which costs so little money—a bed of beautiful flowers.



SNAPDRAGON

most perennials and biennials which bloom the first year, is treated like an annual and sown every year.

- 354. WHITE—Packet 10c.
- 355. DELICATA—Bright-Rose. Packet 10c.
- 356. FIREFLY—Orange-scarlet. Packet 10c.
- 357. YELLOW—Packet 10c.
- 358. MAJUS—Tall sorts mixed. Ounce 40c.
¼ ounce 15c, packet 5c.
- 359. DWARF SORTS MIXED—Ounce 50c.
¼ ounce 20c, packet 5c.

AQUILEGIA

(Columbine)

PERENNIAL.

Charming hardy plants, bearing in countless numbers through May and June exquisite clear, blue, white, rose, yellow, purple and striped blossoms. For planting in permanent borders or edges of shrubbery this old-fashioned favorite is one of the best. They thrive well with ordinary garden culture. Few hardy perennials are so easily grown from seed.

- 358. ALL SORTS MIXED—Ounce 25c, packet 5c.

ARABIS

(Perennial,) 6 inches. One of the earliest flowers to bloom in the spring. The flowers resemble Sweet Alyssum, are deliciously fragrant and completely cover the plant. Fine for rock work.

- 359. ALPINE—White. ¼ ounce 25c, packet 5c.

ARCTOTIS

(African Daisy)

ANNUAL

360. GRANDIS—A remarkably handsome annual from Southwest Africa. It forms much-branched bushes 2 to 3 feet high; its flowers are large and showy, being pure white on the upper surface, the reverse of petals pale lilac-blue. Daisy-shaped flowers of all kinds are always popular with flower lovers, and in the Arctotis we have one of the very best. It is easily grown from seed, and may be started in hot-bed, in the house in March or April, or in the open ground in May, the seed germinating in about five days, and the plants may be expected to come into bloom early in July and continue until quite hard frost; being one of the rare flowers, not injured by light frosts, and will be a mass of bloom long after the more tender flowers of the garden have passed away. It delights in a sunny situation. As a cut flower it is especially valuable, the blooms, lasting a week or ten days in water, and if undeveloped buds are cut and placed in a sunny window, every one will open and produce as fine flowers as though left on the plant. This is a most valuable characteristic. ¼ ounce 25c, packet 10c.

ARISTOLOCHIA SIPHO

(Dutchman's Pipe)

361. Hardy perennial climber, growing 20 to 30 feet in one season. Large heart-shaped leaves, having curious flowers which resemble pipes. Its handsome light-green leaves give a quick, dense shade. Flowers brownish-purple. Packet 10c.

ASCEPIAS TUBEROSA

PERENNIAL, 2 FEET

363. One of the showiest of our native perennials and producing from July until frost, compact umbels of brilliant orange flowers. Packet 10c.

ASPERULA

364. AZUREA SETOSA—(Annual) 1 foot. Pretty sweet scented small light blue flowers. Packet 5c.

365. ODORATA WALDMEISTER—(Perennial) 6 inches. Grown for its fragrant leaves, and stems, which when dried have a sweet odor and are used for putting among clothes, etc. Best grown among shrubbery, in semi-shaded positions where it can remain undisturbed. Packet 10c.

ASTERS


This splendid fall favorite of our grandmother's garden, still continues to beautify our garden, and should be sown more generally, it being perfectly hardy and easily grown.

Culture—The Aster is hardy and easily grown. Sow seed either in the open ground in May for August and September blooms, or in March or April in cold frames for earlier bloom. The seed should be covered about ¼ inch in good rich soil. When the plants are strong enough, transplant about 18 inches apart in deeply dug, well prepared

WHEN YOU PLANT A BED OF FLOWERS CONSIDER THE PLEASING APPEARANCE OF A MASS OF COLOR.

Asters---Continued

beds. Asters must not be planted in freshly manured soil nor in soil that has been planted to Asters for two or three years previous. Unslacked lime or fresh wood ashes are beneficial if stirred in the soil a little before planting and are said to counteract the ravages of the Aster blight. A



OSTRICH FEATHER

few soakings with tobacco water around the roots during the growing season is also recommended.

Giant Branching Comet

This variety of Asters is extremely free-flowering. The plant produces more flowers than the Comet or Branching varieties. The form of the flower is absolutely faultless, remaining full centered without any sign of yellow eye.

- 316. LIGHT BLUE—Packet 10c.
- 317. SALMON-ROSE—Packet 10c.
- 318. LILAC-RED—Packet 10c.
- 319. WHITE—Packet 10c.
- 320. RUBY-RED—Packet 10c.
- 321. MIXED COLORS—Packet 10c.

Ostrich Feather

Much larger than the Giant Comet, the petals longer, more twisted, and produced in greater abundance. Borne on long stems, they make excellent cut-flowers.

- 323. MIXED VARIETIES—Packet 10c.

Vick's Branching

(Late)

Beautiful Asters for cut-flowers. Quite different from other Asters. The branching habit is accompanied with great vigor of growth and profusion of bloom. The flowers are very large, very double, borne on long, stiff stems.

- 324. WHITE—Large flowered. Packet 10c, ¼ ounce 25c.
- 325. MIXED COLORS—Packet 10c, ¼ ounce 20c.

Queen of the Market

The best early Aster, usually in full bloom two weeks before most other sorts begin to blossom. Of graceful spreading habit.

- 326. LIGHT BLUE—Packet 10c, ¼ ounce 25c.
- 327. ROSE—Packet 10c, ¼ ounce 25c.
- 328. WHITE—Packet 10c, ¼ ounce 25c.
- 329. MIXED COLORS—Packet 10c, ¼ ounce 20c.

Victoria


Flowers large, perfectly double, desirable for bedding or cutting. The plants form pyramidal bushes about 18 inches high, and bear during August and September, large, beautiful imbricated flowers of perfect form.

- 330. MIXED COLORS—Packet 10c.

Single-flowering Chinese Aster

Very effective in beds or borders, and offer a pleasing change to the innumerable double sorts.

- 332. MIXED COLORS.—Packet 10c, ¼ ounce 25c.



GIANT COMET ASTER

OPPORTUNITY IS SAID TO KNOCK AT EVERY DOOR, WHICH LEGEND HAS KEPT MANY A MAN SITTING BY THE DOOR INSTEAD OF WORKING.

Asters---Continued



DOUBLE ASTER

BALLOON VINE

(*Cardiospermum*)

366. (Annual) 10 feet. Thrives in light soils. One of the prettiest climbers. Remarkable for its inflated membranous capsules containing the seed. It is sometimes called Love in a Puff. Flowers white. Ounce 20c, packet 5c.

BALSAM

(*Lady Slipper*)

Tender Annual. 1½ to 2 feet. Balsams like the hot sun, rich soil and plenty of water. For perfect development the plant should be set from 12 to 17 inches apart. Sow seed in open ground in May. Transplanting two or three times has the tendency to dwarf the plants into better shape and to make the flowers more double.

367. SINGLE AND HALF-DOUBLE, MIXED—Ounce 20c, packet 5c.

368. CAMELLIA-FLOWERED, DOUBLE, FINEST MIXED—Ounce 40c, packet 10c.

BAPTISIA

(*False Indigo*)

369. AUSTRALIS—Annual. 12 inches. A pretty herbaceous plant, producing pea-shaped flowers on spikes 6 inches long. Bright blue. ¼ ounce 15c, packet 5c.

BARTONIA

(*Golden Bartonian*)

370. AUREA—Annual. 12 inches. Producing showy golden-yellow flowers, fragrant at night, above its gray and downy thistle-like foliage, which is exceedingly brilliant in the sunshine. Sow in May where it is to remain, as it does not bear transplanting. ¼ ounce 15c, packet 5c.

BELLIS PERENNIS Fl. Pl.

(*Double Daisy*)

Biennial. 6 to 8 inches. A low growing spring flowering plant, a companion to the pansy and forget-me-not. Loves a shady place and will reward the gardener with a mass of blossoms for succeeding years if left undisturbed.

374. MIXED COLORS—¼ ounce 30c, packet 10c.

BOCCONIA

(*Plume Poppy*)

375. JAPONICA—Perennial. 4 feet. Ornamental plant with cream flowers, excellent for groups. Foliage glaucous green, bears freely spikes 2 to 3 feet long. Easily raised from seed ¼ ounce 15c, packet 5c.

BRACHYCOME

(*Swan River Daisy*)

IBERIDIFOLIA—Annual. 12 inches. Free-flowering, dwarf-growing plants, covered during the greater part of the summer with a profusion of pretty blue or white flowers; suitable for edging, small beds or pot culture.

376. BLUE—¼ ounce 10c, packet 5c.

377. ROSE—¼ ounce 10c, packet 5c.

378. MIXED COLORS—¼ ounce 10c, packet 5c.

BROWALLIA

(*Amethyst*)

One of our favorite profuse-blooming bedding plants, covered with rich, beautiful winged flowers during the summer and autumn months, supplying a shade of intense blue very uncommon; grows freely in any rich soil; blooms finely in the winter if the plants are lifted in autumn and cut back.

380. SPECIOSA MAJOR—Annual. 1 foot. With large deep blue flowers, excellent for pot culture. Packet 5c.



SINGLE ASTER

SOME ONE WANTS TO KNOW WHO INVENTED PIE. PIE WASN'T INVENTED; IT WAS SURMISED.



CALENDULA

BRONOPSIS

ANNUAL, 10 Feet

381. **LACINIOSA**—A beautiful annual climber of the gourd species, with ivy-like, pale green foliage and showy fruit, first green-striped white, turning when ripe to bright scarlet-striped white. Packet 5c.

CALAMPELIS

383. **SCABER**—Perennial, climber. 6 feet. Pretty vine with orange-colored, tube-shaped flowers. Packet 10c.

CALANDRINIA

384. **UMBELLATA**—Annual. 6 inches. Flowers dazzling magenta crimson $\frac{1}{2}$ inch in diameter, produced all summer. Packet 10c.

CALENDULA

(Pot Marigold)

ANNUAL, 1 Foot

OFFICINALIS, FL. PL—This is the "Marygold" of Shakespear's time; one of the best and showiest free-flowering hardy annuals, growing in any good garden soil, producing a fine effect in beds or mixed borders; particularly bright in late fall, continuing to bloom from early summer until killed by frost; valuable also for pot culture, blooming freely in winter and early spring.

385. **ORANGE GIANT**—Packet 5c.

386. **SULPHUR CROWN**—Packet 5c.

387. **MIXED COLORS**—Packet 5c.

CALLIOPSIS

(Tickseed)

ANNUAL 6 Inches to 2 Feet.

A quick growing annual. The flowers are placed on graceful wavy stems and in color run through all the shades of red and yellow; foliage dainty;

useful combined with other flowers. It is best to sow them where they are to bloom, thinning out to stand 6 inches to 12 inches apart.

388. **GOLDEN WAVE**—(Drummondii). Large rich, golden-yellow flowers, with chestnut-brown centers, produced in great abundance. A border of this looks like a line of gold. $\frac{1}{4}$ ounce 15c, packet 5c.

389. **TINCTORI**—Golden-yellow, with garnet eye. $\frac{1}{4}$ ounce 15c, packet 5c.

390. **MIXED**—All the choice Calliopsis in mixture. Ounce 25c, packet 5c.

CAMPANULA

(Medium Canterbury Bells)

Campanulas are one of the prettiest of old garden plants. Their bell-shaped flowers in their delicate coloring make them the admiration of everybody.

392. **CARPATICA HAIRBELL**—9 inches. Blue. Very pretty, low growing, free flowering. Packet 5c.


393. **MEDIUM WHITE**—Packet 5c.

394. **SINGLE MIXED**— $\frac{1}{4}$ ounce 20c, packet 5c.

395. **DOUBLE MIXED**— $\frac{1}{4}$ ounce 20c, packet 5c.

396. **PYRAMIDALIS**—(The Chimney Bell-flower) 4 to 5 feet. A beautiful stately hardy plant, either for garden or pot culture. Blue flowers. $\frac{1}{4}$ ounce 20c, packet 10c.

397. **SPECULUM**—10 inches. Venus Looking Glass, fine for edging beds. $\frac{1}{4}$ ounce 15c, packet 5c.



CAMPANULA

THE POTATO IS ALL EYES, SON, BUT IT SEES NOTHING; THE CABBAGE IS ALL HEAD, BUT IT DOESN'T THINK.

CANARY BIRD VINE

ANNUAL 15 to 20 Feet.

398. Clean, handsome foliage, with an abundance of bright canary-yellow blossoms; good climber and fine for stumps, rockeries, etc.; excellent window vine for winter. $\frac{1}{2}$ ounce 15c, packet 5c.

CANDYTUFT

ANNUAL 12 Inches

These flowers are among the best for edgings and bedding and for cutting. Sow out doors in April, where they are to bloom, and thin well when the plants are about an inch tall. Sow again in a month, and then late in July for fall blooming. Use rich soil and water freely. Hardy and easy to grow. Good for cut-flowers and borders.

399. AMARA WHITE—1 foot.} Ounce 20c, packet 5c.

400. WHITE ROCKET OR SPIRAL—Large flowers. Ounce 20c, packet 5c.

401. DWARF HYBRIDS—Finest mixed. $\frac{1}{4}$ ounce 15c, packet 5c.

Cardiospermum Halicacabum—See Balloon Vine.

CARNATIONS.

ANNUAL

MARGUERITE CARNATIONS

These are deservedly the most popular Carnations with the amateur, as they begin flowering in a few weeks from time of sowing. The strain offered is of extra fine quality, producing on long, strong stems an abundance of large, double, beautifully fringed, highly-scented flowers. With slight protection they will survive an ordinary winter and bloom freely the following spring.

402. MARGUERITE—Half Dwarf, finest mixed. $\frac{1}{4}$ ounce 40c, packet 10c.

403. MARGUERITE—Pure White. $\frac{1}{4}$ ounce 50c, packet 10c.

404. MARGUERITE—Deep Scarlet. $\frac{1}{4}$ ounce 50c, packet 10c.

CELOSIA PLUMOSA

(Cockscomb)

HARDY ANNUAL.

These plants are extremely valuable for formal bedding. The flowers appear in the shape of cockscomb, out of a rosette of green or brown leaves. Make fine border plants and are attractive for pots. Seed can be sown under cover in early spring, transplanted out in May, or may be sown out of doors in May where they are to remain.

405. PYRAMIDALIS PLUMOSA—(Ostrich Plume) 2 feet. Feathered varieties in all colors. $\frac{1}{4}$ ounce 15c, packet 5c.

Also see Cockscomb for dwarf varieties.

CENTAUREA

(Bachelor Button)

ANNUAL 2 feet.

Under this name is included such popular annuals as the Cornflowers, Sweet Sultan, etc. They are

favorites in all sections of the country, are perfectly hardy, will grow and do well almost anywhere and are much in demand as cut flowers.

406. CYANUS MINOR—(Cornflower). Finest Mixed. $\frac{1}{4}$ ounce 15c, packet 5c.

407. IMPERIALIS MIXED— $\frac{1}{4}$ ounce 25c, packet 10c.

408. MOSCHATA, SWEET SULTAN—Fine Mixed. $\frac{1}{4}$ ounce 15c, packet 5c.

409. ODORATA MARGARITAE—Pure white. $\frac{1}{4}$ ounce 25c, packet 10c.

410. SUAVEOLENS—(Sultan) Yellow. $\frac{1}{4}$ ounce 15c, packet 10c.

411. CENTAUREA GYMNOCARPA, (Dusty Miller) 1 foot. Foliage finely cut of silvery gray color, used for bedding. $\frac{1}{4}$ ounce 20c, packet 5c.

CHRYSANTHEMUMS

ANNUAL 2 FEET.

Showy and effective garden favorites, extensively grown for cut flowers. The hardy annuals are summer flowering border plants, good for pot culture and quite distinct from the autumn flowering varieties.

412. BURRIDGEANUM (Lord Beaconsfield),—Tricolor Hybrids. The large single flowers are well formed and lasting, making a pretty appearance when used as a bedding plant. Fine for cut flowers. These hybrids were obtained from the well known Burridgeanum variety and are decidedly better in all respects. Packet 10c.

413. DUNETTI ALBUM PLENUM—Double White. Packet 10c.

414. HYBRIDUM FL. PL.—Double Finest Hybrids. Packet 10c.

415. CHRYSANTHEMUMS—Mixed. Packet 5c.

Perennial Varieties

Perennial Chrysanthemums, especially the Shasta Daisies, have come to stay in our gardens. They are conspicuous in mixed beds or grown in front of shrubbery and as a cut flower are without equal. They are easily raised from seed and in our latitude are most successfully treated as a biennial.

416. HYBRIDUM SHASTA DAISY—Pure white, early flowering. Packet 10c.

417. LEUCANTHEMUM—Ox-Eye Daisy. Pure white. Packet 10c.

CLARKIA

HARDY ANNUAL

A charming annual growing about 2 feet high. Has been much improved in recent years. Colors rose, white, red, etc. A profuse and continuous bloomer. Culture easy. They do well either in sun or shade.

418. ELEGANS—Double and Single Mixed. $\frac{1}{4}$ ounce 10c, packet 5c.

CLEOME PUNGENS

HARDY ANNUAL

420. GIANT SPIDER PLANT—Also Electric Light Plant. Very showy, growing 3 or 4 feet high, with rose colored flowers having long, curving stamens of peculiar and interesting shape, suggesting spiders. Bloom freely and continuously. Thrives well among shrubbery and is always admired. $\frac{1}{2}$ ounce 25c, packet 5c.

OPPORTUNITY IS SAID TO KNOCK AT EVERY DOOR, WHICH LEGEND HAS KEPT MANY
A MAN SITTING BY THE DOOR INSTEAD OF WORKING.

ROSS BROTHERS

COBAEA

(Cup and Saucer Vine)

ANNUAL CLIMBER

421. SCANDENS—(Cathedral Bells). 30 feet. One of the handsomest and rapid growing climbers. The flowers are bell-shaped and of a purplish-lilac when full grown. It is a very prolific bloomer and vigorous in vine and flowers. It is very free from insect pests. $\frac{1}{4}$ ounce 25c, packet 10c.

COCKSCOMB

(Celosia Cristata)

This showy annual plant of many forms is of easiest culture, and is one of the most brilliant and effective of the summer and autumn bloomers. The flowers are borne in great masses of various shapes, from that of a cock's comb to that of a feather or plume. The colors are striking, from the most vivid red and crimson to the richest yellow and orange.

422. COCKSCOMB—8 to 10 inches. Mixed, extra fine. $\frac{1}{4}$ ounce 15c, packet 5c.

423. DWARF MIXED CRISTATA—Extra fine, first quality. $\frac{1}{4}$ ounce 20c, packet 5c.

Also see *Celosia Plumosa* for tall varieties.

COIX LACHRYMAE

ANNUAL 2 to 4 FEET

424. JOB'S TEARS—The seed is frequently used as an old-fashioned remedy for sore throat, goiter and teething babies. It is strung on a linen thread and worn around the neck as a chain. Broad, corn-like leaves and hard, shining pearly seed. Pound 60c, $\frac{1}{4}$ pound 20c, ounce 10c, $\frac{1}{2}$ ounce 5c.

COLLINSIA

ANNUAL 18 INCHES

Beautiful, free blooming annual, suitable for grouping or massing. The prevailing colors are white, purple and crimson.

425. MIXED COLORS—Ounce 20c, packet 5c.

Columbine—See *Aquilegia*.

COSMOS

ANNUAL 6 FEET

Beautiful autumn blooming plants. They produce thousands of beautiful mammoth flowers in pure white, pink and crimson shades, furnishing an abundance of cut blooms for autumn decorations when other flowers are scarce. Seed should be sown in spring in the open ground, when danger of frost is past, or the seed may be started under cover and afterwards transplanted. Plant not less than 18 inches apart in rows or in masses in beds. When the plants are about a foot high, the tops should be pinched out to induce a bushy growth. They prefer a rather light, not too rich soil, but do well almost anywhere.

426. GIANT MIXED—Many Colors. Ounce 25c, $\frac{1}{2}$ ounce 15c, packet 5c.

Woodside Early Flowering

Sow seed in open ground soon as danger of frost is over.

This strain produces its flowers from July until frost. It grows and blooms in the greatest profusion in any soil. Grace, daintiness and brilliancy are the characteristics of this class. They are very pretty for vases and often last a week when cut.

427. EARLY FLOWERING—Mixed colors, $\frac{1}{2}$ ounce 25c, packet 10c.

Cowslips—See *Primula*.

CYPRESS VINE

(*Ipomoea Quamoclit*)

ANNUAL 10 FEET

For training upon a light ornamental trellis the Cypress Vine cannot be excelled. It has a profusion of scarlet or white star-shaped blossoms, and its finely cut foliage is particularly adapted to ornamental work.

431. MIXED COLORS—Ounce 25c, $\frac{1}{2}$ ounce 15c, packet 5c.

DATURA

(Angel's Trumpet)

ANNUAL 3 FEET.

Ornamental annuals, with large and showy flowers, making handsome plants, 2 to 4 feet high bearing immense trumpet-shaped flowers.

434. DOUBLE FINE MIXED— $\frac{1}{4}$ ounce 15c, packet 5c.

DELPHINIUM

(Larkspur)

PERENNIAL VARIETIES

Sow the seed in the open border either in early spring or late fall so germination may take place very early in the spring. As the seedlings grow, thin them to a stand 6 to 18 inches apart, according to variety.

435. FORMOSUM—Beautiful spikes of rich blue flowers, with a white center, 2 $\frac{1}{2}$ feet. $\frac{1}{4}$ ounce 20c, packet 5c.

436. HYBRIDUM] MIXED—Contains all shades from the palest to the darkest blue, and the various intervening shades of sapphire, turquoise, indigo, etc.; are rich and beautiful beyond description. The plants are dwarf in growth and unlike the old perennial Larkspur, require no staking. They branch freely from the crown and bloom without intermission from early spring until late autumn, with increasing vigor to plants each succeeding season. $\frac{1}{4}$ ounce 15c, packet 5c.

DIANTHUS

(Pinks)

HARDY ANNUAL

The annual and biennial sorts of Dianthus flower freely the first year from seed. They are quite hardy, and often give a greater profusion of bloom the second year than the first. The seeds of all kinds of Dianthus may be sown in the open ground in May, and thinned to stand 6 or 8 inches apart in the row. The plants spread rapidly, and make ornamental masses of growth. The colorings of these hardy pinks are exceedingly rich and varied and their beauty is scarcely surpassed by any flower of the garden.

THE POTATO IS ALL EYES, SON, BUT IT SEES NOTHING; THE CABBAGE IS ALL HEAD, BUT IT DOESN'T THINK.

Dianthus—Continued

437. **CHINESE IMPERIALIS**—(China or Indian Pink)—Double. Blooms in clusters, flowers very double in a large range of brilliant colors. $\frac{1}{4}$ ounce 20c, packet 10c.

438. **CHINESE DOUBLE MIXED**— $\frac{1}{4}$ ounce 15c, packet 5c.

Single Annual Pinks

Single Pinks have large flowers 2 to 3 inches in diameter; their many and brilliant colors make them very desirable for beds and borders; 1 foot.

439. **CHINESE SINGLE MIXED**— $\frac{1}{4}$ ounce 10c, packet 5c.

440. **HEDDEWIGI CRIMSON BELLE**—Single, rich, velvety dark red. $\frac{1}{4}$ ounce 10c, packet 5c.

441. **HEDDEWIGI**—(Single Japan Pink). Large-flowering, mixed colors. $\frac{1}{4}$ ounce 10c, packet 5c.

442. **HEDDEWIGI PUNCTATUS**—(Princess Pinks). A very novel variety, with fringed flowers, mottled, flaked, spotted and striped in the greatest diversity of colors. Single. $\frac{1}{4}$ ounce 35c, packet 10c.

DIGITALIS

(Foxglove)

3 TO 5 FEET.

Handsome ornamental hardy plants of stately growth. The seed, though small, germinates readily and the plants succeed well even in poor soil if given a half shady location. The spikes are often 3 to 5 feet long and thickly strung with scores of thimble-shaped flowers.

444. **GLOXINIAEFLORA**—Mixed colors. Very handsome flowers much like a Gloxinia. $\frac{1}{4}$ ounce 25c, packet 10c.

445. **PURPUREA**—Many colors mixed. $\frac{1}{2}$ ounce 15c, packet 5c.

DIMORPHOTHECA

AURANTICA

(African Gold Daisy)

ANNUAL 1 FOOT.

Also called Golden Star of the Veldt. Rare and very showy annual from South Africa, which has become a great favorite on account of its very easy culture and beautifully colored flowers. Its Marguerite-like blossoms, produced in great profusion, are $2\frac{1}{2}$ to $3\frac{1}{4}$ inches in diameter. These are a unique glossy rich-orange gold, whose brilliant coloring is rendered more conspicuous by the dark surrounding the black zone.

446. **GOLDEN STAR OF THE VELDT**— $\frac{1}{4}$ ounce 40c, packet 10c.

DOLICHOS

(Hyacinth Bean)

ANNUAL CLIMBER 10 FEET.

A rapid growing annual climber, flowers freely



DIMORPHOTHECA

in erect racemes, followed by ornamental seed pods. Sweet scented.

448. **ALL COLORS MIXED**— $\frac{1}{4}$ pound 40c, 2 ounces 25c, 1 ounce 15c, packet 5c.

EDELWEISS

HARDY PERENNIAL 8 INCHES

450. The true and famous Edelweiss of the Alps. The flowers are of downy texture, pure silver and star-shaped. It is a native of the Swiss Alps and is used mostly in rockeries in moist, sandy locations. Also succeeds well in most any soil not too rich, with full exposure to the sun. Packet 10c.

ESCHSCHOLTZA

(California Poppy)

ANNUAL 1 FOOT

The state flower of California! A bright free-flowering plant of low spreading growth with finely cut silvery foliage. The poppy-like flowers in pure shades of yellow, orange and crimson are produced from early spring until frost. Sow the seed out doors where the plants are to remain during May.

452. **CALIFORNICA**—The original yellow. Ounce 15c, packet 5c.

453. **MARITIMA**—Choice mixed. Canary-yellow with orange center. leaves grayish and finely cut. Ounce 20c, $\frac{1}{2}$ ounce 10c, packet 5c.



ESCHSCHOLTZIA

EUPHORBIA

ANNUAL 2 TO 3 FEET.

ANNUAL POINSETTIA—Resembling in habit and color the beautiful hot-house poinsettia. The plants are of branching bush-like form, with smooth, glossy green leaves. Effective for borders and beds.

454. **HETEROPHYLLA**—(Mexican Fire Plant or Fire on the Mountain). Ornamental leaves, which in midsummer take on a deep fiery appearance. $\frac{1}{4}$ ounce 15c, packet 10c.

455. **VARIEGATA**—(Snow on the Mountain or Mountain Spurge). 2 feet. Remarkably distinct plant; very showy with its veined and edged white and green foliage. Planted to advantage in clumps in shrubbery and the branches when cut may be used in mixed bouquets. $\frac{1}{4}$ ounce 10c, packet 5c.

EVERLASTINGS

[HARDY ANNUAL

The so-called everlastings or straw flowers are of eternal beauty, those that never fade. Unsurpassed for winter decorations, and when made into bouquets or arranged in vases, they last for years. Should be cut as soon as they come into open bud or full bloom, tie into small bunches and allow to dry slowly in the shade, with the heads downward to keep the stems straight.

456. **MIXED**—All varieties. 1 to 2 feet high. $\frac{1}{4}$ ounce 15c, packet 10c.

Also see *Ammobium*, *Gomphrena*, *Helichrysum* and *Xeranthemum* for named varieties of Everlastings.

FEVERFEW—See *Matricaria*.

FLOSS FLOWER—See *Ageratum*.
FOUR-O'CLOCK—See *Mirabilis*.
FORGET-ME-NOT—See *Myosotis*.
FOXGLOVE—See *Digitalis*.

GAILLARDIA

(Blanket Flower)

Splendid showy annuals, remarkable for the profusion, size and brilliancy of their flowers, continuing in bloom from early summer till November; excellent for beds, borders, or for cutting. Should be sown where they are to bloom.

Annual Varieties

457. **PICTA**—Single mixed colors. $\frac{1}{4}$ ounce 15c, packet 5c.

458. **LORENZIANA**—A charming, profuse, double-flowering strain, beautiful mixed colors. $\frac{1}{4}$ ounce 20c, packet 5c.

Perennial Varieties

459. **GRANDIFLORA**—Large Flowering Mixed. $\frac{1}{4}$ ounce 20c, packet 10c.

GAURA

ANNUAL 3 FEET

460. **LINDHEIMERI**—A graceful annual plant bearing numerous spikes of rosy-white flowers from July until frost. This is largely used throughout Europe for interspersing in beds of *Begonias*, *Geraniums*, etc., giving an air of grace to what would otherwise be stiff. $\frac{1}{4}$ ounce 20c, packet 5c.



GAILLARDIA

A GOOD MANY FAILURES IN LIFE ARE CAUSED BY SITTING IN THE SHADE OF THE FAMILY TREE INSTEAD OF HUSTLING IN THE FIELD.

GENTIANA

PERENNIAL 4 INCHES

461. **ACAULIS**—Gentian, Intense blue flowers with five yellow marks. $\frac{1}{4}$ ounce 20c, packet 10c.

GEUM

(Scarlet Avens)

PERENNIAL $1\frac{1}{2}$ FEET

462. **COCCINEUM PLENUM FL. PL.**—A beautiful hardy perennial bearing profusely, large, showy flowers all through the summer; an elegant flower for bouquets. Double dark crimson. $\frac{1}{4}$ ounce 20c, packet 10c.

GODETIA

ANNUAL $1\frac{1}{2}$ FEET

Attractive; growing 18 inches high. Particularly useful because they thrive in shady places where so few really fine flowers can be grown. They bloom a long time, so profusely that the foliage is almost hidden by the many large, wide-open flowers of shining satiny texture.

464. **THE BRIDE**—White and red. $\frac{1}{4}$ ounce 10c, packet. 5c.

465. **WHITE PEARL**—Pure white. $\frac{1}{4}$ ounce 15c, packet 5c.

466. **GODETIA**—Mixed Colors. $\frac{1}{4}$ ounce 10c, packet 5c.

GOLDEN ROD

(Solidago Canadensis)

HARDY PERENNIAL 2 TO 5 FEET

467. **AMERICAN NATIONAL FLOWER**—The well-known golden-yellow favorite. Packet 5c.

GOMPHRENA GLOBOSA

(Globe Amaranth, 2 Feet)

Popularly known as "Bachelor's Buttons," this name being also applied to the Cornflower, a first-rate bedding plant. The flowers resemble clover heads and can be dried and used in winter bouquets.

468. **MIXED COLORS**— $\frac{1}{4}$ ounce 10c, packet 5c.

GOURDS

ANNUAL 20 FEET

These are desirable in many places where an immense amount of vine is wanted quickly. Most sorts are good for 20 to 30 feet in a season and the blooms of some are quite striking and handsome. With many sorts the fruit is unique and ornamental and often useful. The small fancy gourds are excellent toys for children, while the larger gourds may be used as dippers, sugar troughs and bowls.

469. **APPLE-SHAPED**—Beautifully striped. Packet 5c.

473. **DISHCLOTH OR TOWEL**—Many women prefer a dishcloth made of this gourd to anything else, as it is always sweet and clean as long as any part of it is left. Packet 5c.

474. **HERCULES CLUB**—Fruit grows 3 to 4 feet long. Packet 5c.

475. **JAPANESE NEST EGG**—Fruit looks exactly like hens' eggs and may be used as nest eggs. Packet 5c.

476. **ORNAMENTAL POMEGRANATE OR QUEEN'S SWEET POCKET MELON**—Fruit deliciously perfumed and may be carried in the pocket or laid among linens. Packet 5c.

479. **SMALL FRUITED VARIETIES MIXED**—Ounce 25c, $\frac{1}{2}$ ounce 15c, packet 5c.

480. **ALL VARIETIES MIXED**—Ounce 25c, $\frac{1}{2}$ ounce 15c, packet 5c.

GRASSES, ORNAMENTAL

ANNUAL 2 TO 4 FEET

481. **MIXED**—These are most useful for winter bouquets; enormous quantities of them are annually grown in Germany and imported into the United States, where they are made up into bouquets with Everlasting flowers. They are easily grown in any soil. Packet 10c.

GYPSOPHILA

(Baby's Breath)

ANNUAL 2 FEET

Also called "Angel's Breath." Pretty free-flowering, elegant plants succeeding in any garden soil. Their misty white panicles of bloom are largely used for mixing with other cut flowers. Several sowings of seed should be made during the season.

482. **ELEGANS GRANDIFLORA ALBA**—New large-flowered, white. $\frac{1}{2}$ ounce 10c, packet 5c.

483. **ELEGANS ROSEA**—Soft pink. $\frac{1}{2}$ ounce 10c, packet 5c.

HELIANTHUS

(Sunflower)

ANNUAL

The state flower of Kansas. Remarkable for its stately growth and decorative effect in the garden. The old original Mammoth Russian variety now has a numerous progeny showing various traits. Some are dwarf, some double, some single and the leaves are gray and green. Excellent for cutting. The flowers may be bunched in great bowls for bold porch decoration. Should be planted with discrimination in every garden.

844. **CALIFORNICUS, FL. PL.**—5 feet. Double, golden-yellow. Ounce 10c, packet 5c.

485. **CUCUMERIFOLIUS MIXED**—or Cut and Come again. $\frac{1}{2}$ ounce 10c, packet 5c.

486. **GLOBOSUS FISTULOSUS FL. PL.**—6 feet. Double globe or dahlia sunflower. Flowers a rich saffron color. Ounce 10c, packet 5c.

HELICHRYSUM

(Everlastings)

ANNUAL $2\frac{1}{2}$ FEET

Everlasting Strawflower. Flowers intended for drying should be gathered when partially unfolded and suspended with their heads downward in a cool place.

487. **MONSTROSUM FLORE PLENO MIXED DOUBLE**— $\frac{1}{2}$ ounce 20c, packet 5c.

SMILE AWHILE! AND WHILE YOU SMILE ANOTHER SMILES, AND SOON THERE'S MILES AND MILES OF SMILES—AND LIFE'S WORTH WHILE BECAUSE YOU SMILE.



HELIANTHUS

HELIOTROPE

2 FEET

Deliciously fragrant flowers of rich purple blue. The flowers and leaves have a mossy effect. Blooms from seed the first summer if sown early in the spring. Excellent for cutting and splendid for bedding. Sow seeds in boxes or hothouse and set out when all danger of frost is over. Excellent for pot flowers.

488. **LARGE-FLOWERED, NEW HYBRIDS,**
—Choice mixed. Packet 10c.

HESPERIS

(Sweet Rocket)

BIENNIAL 2 FEET

Fragrant purple and white flowers.

489. **MATRONALIS**—Mixed, $\frac{1}{2}$ oz. 10c, packet 5c.

HELENIUM

PERENNIAL 3 FEET

492. **RIVERTON BEAUTY**—Lemon yellow with black cone. Excellent for planting in borders. Packet 10c.

HIBISCUS

PERENNIAL 4 FEET

Free blooming and desirable plants. Plants range 2 to 4 feet, producing flowers of great size, brilliancy and beauty. Of easy culture. Will bloom from seed the first season.

495. **AFRICANUS**—Large flowers 3 to 4 inches across; creamy yellow with purple center. Packet 5c.

HOLLYHOCK

4 TO 5 FEET

Perennial plants of stately growth which will flower from seed the first year. The blossoms are set as double and semi-double rosettes around the flower stalk in almost every color. Makes a charming hedge or back ground. Hollyhock rust is the bane of every person who tries to grow hollyhocks. There is no remedy for it, but a great deal can be done towards preventing it and reducing the damage by spraying the plants with Bordeaux mixture. Spraying should commence as soon as the leaves show above the ground, and should be continued until the flowering season, at intervals of two weeks.

493. **SINGLE MIXED**— $\frac{1}{2}$ ounce 20c, packet 5c.

494. **DOUBLE MIXED**— $\frac{1}{4}$ ounce 25c, packet 10c.

HUMULUS

(Japonica)

ANNUAL 29 FEET

496. **JAPANESE HOP**—One of the most rapid growing ornamental climbers, green leaved. $\frac{1}{4}$ ounce 10c, packet 5c.

497. **VARIEGATED JAPANESE HOP**—There is no hardier climbing vine than the Japanese Hop and for constant resistance to drouth or insects it has no equal. This sort possesses all the good qualities of its parent, and in addition has beautifully variegated foliage splashed and streaked with white. $\frac{1}{4}$ ounce 10c, packet 5c.

HUNNEMANNIA

[(Bush Escholtzia)]

ANNUAL 1½ FEET

498. **FUMARIAEFOLIA**—(Giant Yellow Tulip Poppy or Bush Escholtzia). This is by far the best of the Poppy family for cutting, remaining in good condition for several days. Seed sown early in May will, by the middle of July, produce plants covered with their large, buttercup-yellow poppy-like blossoms, and never out of flower until hard frost. The plants grow about 2 feet high are quite bushy with beautiful feathery glaucous foliage. $\frac{1}{4}$ ounce 20c, packet 10c.

IMPATIENS

POTS ONLY

500. **HOLSTII HYBRIDS**—(Zanzibar Balsam). Annual 1½ feet. One of the prettiest plants for pot culture and also for outdoor planting in a half-shaded situation after danger of frost is over. Remarkable for its long duration of bloom. It is very charming for winter blooming. They range in color from pink through the red shades to purplish violet. Packet 15c.

501. **SULTANI**—Rosy flowers, glossy green foliage. Packet 10c.

IPOMOEA

(Moonvine)

ANNUAL CLIMBERS. 20 FEET

Beautiful rapid annual climbers. Foliage very dense. The flowers in their wide range delicate coloring, are poised on slender stems. Many of the sorts open only when the sun rises, others when the sun sets

WHEN YOU PLANT A BED OF FLOWERS CONSIDER THE PLEASING APPEARANCE OF A MASS OF COLOR.

WICHITA, KANSAS

Some are fragrant. Seeds should be soaked in warm water for 24 hours before sowing to assist rapid germination. The seeds about the size of a pea should be notched with a file before soaking.

505. **BONA NOX. EVENING GLORY.**
—Violet flowers, large and fragrant. Ounce 15c, packet 5c.

506. **COCCINEA. STAR IPOMOEA.**—Small scarlet flowers in great profusion. Oz. 15c, pkt 5c.

507. **MEXICANA GRANDIFLORA ALBA**—White Moon Flower. Black seed. Covered with large white flowers every evening and cloudy day. Seeds should be started inside. $\frac{1}{2}$ ounce 20c, packet 5c.

508. **MEXICANA GRANDIFLORA, GIANT PINK**—Soft lilac pink flowers. $\frac{1}{2}$ ounce 25c, packet 5c.

509. **IPOMOEA QUAMOCLIT**—(Cypress Vine)—Mixed colors. Ounce 15c, packet 5c.

IRIS

(Flowering Flag)

PERENNIAL $2\frac{1}{2}$ FEET

510. **KAEMPFERI**—(Japanese Iris)—This is one of the showiest of the "Flags" and now extensively used in the hardy garden. Blooms the second year from seed. Splendid mixture. Packet 10c.

JOSEPH'S COAT—See *Amaranthus*.

JOB'S TEARS—See *Coix Lachrymae*.

KENILWORTH IVY—See *Linaria*.

KUDZU VINE

(“Jack and the Beanstock”)

PERENNIAL 50 FEET

511. **PUERARIA THUNBERGIANA**—Hardy perennial climber of rapid growth. It comes from Japan, the land so productive of curious and ornamental flowers. It is a beautiful climber, remarkable for its great vigor of growth and its handsome flowers. The blossoms are large and in panicles somewhat like *Wistaria*, but larger in size and with better clusters. The color is of a pleasing shade of purple. The foliage is luxuriant, somewhat like the leaf of a bean. The vine is extremely rapid and dense in growth, making the Japanese Kudzu Vine of great value where a quickly produced shade is wanted. Ounce 20c, packet 5c.

KOCHIA TRICOPHYLLA

(Summer Cypress or Belvedere)

ANNUAL $2\frac{1}{2}$ FEET

512. **SUMMER CYPRESS OR BURNING BUSH**—Forms dense bushes of cypress-like appearance. During the summer they remain light green and in early fall they change to carmine and blood-red. Ounce 15c, packet 5c.

LANTANA

One of the most desirable half-hardy perennial green house or bedding plants, constantly in bloom. Verbena-like heads of orange, white, rose and other colored flowers; 2 to 3 feet.

513. **HYBRIDA**—Mixed colors. $\frac{1}{2}$ ounce 15c, packet 5c.

LARKSPUR

(Delphinium)

ANNUAL VARIETIES

This is one of the best known of garden flowers. A vast improvement has been effected, by careful selection and attentive cultivation, in size and color of the blossoms and the general habit of the plant. Seed should be sown as early in spring as possible where they are to flower. Hardy annuals.

514. **DWARF DOUBLE GERMAN ROCKET**—Hyacinth-flowered, fine mixed. $\frac{1}{2}$ ounce 15c, packet 5c.

515. **DOUBLE STOCK-FLOWERED**—Tall double. A tall branching variety with spikes of beautiful double flowers in a splendid range of colors, lasting in full beauty the greater part of the summer and fall; $2\frac{1}{2}$ to 3 feet. Finest mixed. $\frac{1}{2}$ ounce 20c, packet 5c.

516. **DOUBLE DWARF**—Fine mixed. $\frac{1}{2}$ ounce 20c, packet 5c.

517. **DOUBLE TALL**—Fine mixed. $\frac{1}{2}$ ounce 15c, packet 5c.

See *Delphinium* for Perennial Varieties.

LINARIA

(Kenilworth Ivy)

HARDY PERENNIAL TRAILER

519. **CYMBALARIA KENILWORTH IVY**—Flowers lavender and purple. A charming, small, hardy perennial trailing plant suitable for baskets, vases, pots and rock work. $\frac{1}{2}$ ounce 15c, packet 5c.

LINUM

(Crimson Flax)

HARDY ANNUAL 2 FEET

521. **GRANDIFLORA RUBRUM**—Fine foliage delicate stems with brilliant scarlet flowers of long duration of bloom. Ounce 15c, packet 5c.

522. **PERENNE MIXED**— $1\frac{1}{2}$ feet, white and blue flowers are produced on the tips of long wiry stems or branches with such airy grace that they appear to be floating in the air. Packet 5c.

LOBELIA ERINUS

ANNUAL

These are charming little plants with numerous small blossoms all summer. They flower from seed the first year. The dwarf varieties are used to an advantage in edging beds and in pots, the trailing ones for hanging baskets and massing. The blossoms in all sorts are particularly bright in appearance.

523. **GRACILIS**—Light blue flowers, light green foliage, trailing. Packet 5c.

524. **ERINUS COMPACTA**—Alba, white flowers. $\frac{1}{4}$ ounce 20c, packet 10c.

525. **SPECIOSA CRYSTAL PALACE**—Rich deep blue; dark foliage; the finest dark blue for bedding. $\frac{1}{8}$ ounce 25c, packet 10c.

SMILE AWHILE! AND WHILE YOU SMILE ANOTHER SMILES, AND SOON THERE'S MILES AND MILES OF SMILES—AND LIFE'S WORTH WHILE BECAUSE YOU SMILE.



LINUM

LYCHNIS

(Burning Star)
PERENNIAL

529. **CHALCEDONIA**—Flowers which are of the most fiery red imaginable, appear in clusters, each individual blossom forming a perfect maltese cross. Will bloom from seed the first year. Packet 5c.

530. **HAAGEANA**—1 foot large flowered brilliant deep scarlet. ¼ ounce 10c. packet 5c.

LYTHRUM

PERENNIAL

531. **ROSEUM SUPERBUM**—(Rose Loosestrife)—A very pretty hardy perennial; growth 2 to 3 feet high, and produces spikes of rosy flowers from July to September. Packet 10c.]

MARIGOLD

(Tagetes)

ANNUAL

The Marigolds are old favorites, free-flowering annuals of easy culture. They light the garden with a glitter of yellow far into the frosts of autumn. The tall varieties have uniformly large yellow or orange colored flowers, and are well adapted for large beds and mixed borders. The dwarf varieties make a fine border for the taller sorts, and both are effective when planted in groups or in the garden borders.

African Varieties

(Tall)

532. **PRINCE OF ORANGE**—A high bred

type bearing densely double flowers of a rich deep golden-orange color; very showy. ½ ounce 15c, packet 5c.

533. **LEMON QUEEN**—Another fine variety with soft lemon-yellow flowers, and forming a fine contrast to the rich orange of the preceding. ¼ ounce 15c, packet 5c.

French Varieties

(Dwarf)

534. **ELECTRIC LIGHT**—Double sulphur-yellow, brown-red stripes and spots. ¼ ounce 20c. packet 5c.

535. **DWARF STRIATA FL. PL.**—Striped, double. ¼ ounce 20c, packet 5c.

536. **DWARF DOUBLE MIXED**—Extra fine. ¼ ounce 15c, packet 5c.

POT MARIGOLD—See *Calendula*.

MARVEL OF PERU—See *Mirabilis*.

MATRICARIA

(Feverfew)

ANNUAL 1½ FEET


Free-flowering plants, succeeding in any good soil; a fine bedding plant or for pot culture; blooms until frost; hardy annual.

538. **CAPENSIS FL. PL.**—(Double White Feverfew)—Handsome double-white flowers; 18 inches. Packet 10c.

MATTHIOLA

ANNUAL 15 INCHES

539. **BICORNIS**—(Evening-Scented Stock)—This old-fashioned annual has no beauty to recommend it, the flowers being a dull purplish lilac, but it is well worth growing for the entrancing fragrance which it emits during the evening. ½ ounce 15c, packet 5c.



MARIGOLD

Give the home folks that pleasure which is so satisfying and which costs so little money—a bed of beautiful flowers.

MIGNONETTE

(Reseda)

ANNUAL 6 to 12 INCHES

A garden is not complete without this fragrant plant of unassuming mien. One of the principal uses is for cutting purposes and combining in bouquets with other more pretentious blossoms without its delicate odor.

542. COMMON SWEET SCENTED—Ounce 10c, packet 5c.

543. LARGE FLOWERING—All sorts, finest mixed. $\frac{1}{2}$ ounce 10c, packet 5c.

MIMOSA PUDICA

BIENNIAL 1 FOOT

544. SENSITIVE PLANT—Curious and interesting—Pinkish-white flowers; the leaves close and droop when touched or shaken. $\frac{1}{4}$ ounce 15c, packet 5c.

MINA LOBATA

ANNUAL CLIMBER 12 FEET

547. HALF HARDY MEXICAN CLIMBING ANNUAL—The buds are at first of a vivid red, but turn to orange-yellow before they open, and when fully expanded the flowers are of a creamy-white shade. They are freely produced from the base to the summit of the plant, which attains a height of from 10 to 12 feet. Seed should be sown early. $\frac{1}{4}$ ounce 30c, packet 10c.

548. SANGUINEA—20 feet. The leaves resemble oak leaves, and the flowers are borne in large clusters, blood-red with yellow throat. $\frac{1}{2}$ ounce 15c, packet 5c.

MIRABILIS

(Marvel of Peru or Four o'Clock)

ANNUAL 2 FEET

This is another good old-fashioned flower, bearing hundreds of bloom during the season, of white, yellow, crimson and violet. Some varieties combine two or more of these colors in spots, flakes and splashes in such a manner as to give the flowers a most showy effect.

549. MIXED—All sorts. $\frac{1}{4}$ pound 20c, ounce 10c, packet 5c.

550. DWARF SORTS—Mixed colors. 12 inches. $\frac{1}{4}$ pound 30c, ounce 15c, packet 5c.

MOMORDICA

(Balsam Apple)

TENDER ANNUAL CLIMBER

Annual climbers with ornamental foliage; 10 to 12 feet. The large, golden yellow fruit is warted and roughened, and is attractive in appearance.

551. BALSAMINA—Apple-shaped. Ounce 20c, packet 5c.

MORNING GLORY

552. CONVOLVULUS MAJOR—The well known climber. Finest mixed. $\frac{1}{4}$ pound 20c, packet 5c.

MYOSOTIS

(Forget-Me-Not)

BIENNIAL $\frac{1}{2}$ to 1 FOOT

They are considered among the best spring flowers and grouped with Pansies and Daisies the most lovely combinations may be obtained. The tall varieties are of trailing habit and adapted to covering large patches, which they transform into a sea of blue. Responds to good treatment and flourishes in shady, moist situations.

553. ALPESTRIS BLUE—Trailing habit. $\frac{1}{4}$ ounce 15c, packet 5c.

554. INDIGO BLUE— $\frac{1}{4}$ ounce 25c, packet 10c.

555. ARVENSIS—Common Forget-Me-Not. $\frac{1}{4}$ ounce 15c, packet 5c.

NASTURTIUMS

ANNUAL

For ease of culture, duration of bloom, brilliancy of coloring and general excellence, nothing excels Nasturtiums. All they need is a moderately good soil in a well-drained, sunny position, and within a few weeks from the time they are sown until hard frost comes, there is an endless profusion of their gorgeous blossoms.

Tall or Climbing Varieties

556. CHAMELEON—Various colors on one plant.

557. KING THEODORE—Deep crimson maroon, dark foliage.

558. REGALEANUM—Deep purplish-crimson.

559. VESUVIUS—Salmon rose, dark foliage.

560. VON MOLTKE—Bluish-rose, odd and handsome.

PRICE—Any of the above Tall sorts; packet 5c, Ounce 15c, $\frac{1}{4}$ pound 30c, pound \$1.00.

561. ROSS BROTHERS SUPERB MIXTURE—All colors. Tall varieties. $\frac{1}{2}$ ounce 5c, ounce 10c, $\frac{1}{4}$ pound 25c, pound 60c.

Lobbianum Climbing

Nasturtiums

The so-called Lobbianum varieties, (Lobb's climbing Nasturtiums), have smaller, neater and more profuse flowers than the Major or Tall Climbing Sorts. The vines attain a length of 6 or 8 feet.

562. GOLDEN QUEEN—Pure golden-orange.

563. BRILLIANT—Geranium scarlet. Fine.

564. CRYSTAL PALACE—Scarlet.


PRICE—Any of the above sorts; packet 5c, ounce 15c, $\frac{1}{4}$ pound 30c, pound \$1.25.

Tom Thumb or Dwarf

565. AURORA—Primrose, veined carmine pink.

566. CHAMELEON—Various colors on one plant.

The advertiser who thinks that by dishonest statements he is fooling the public, is simply fooling himself. The public are not fools, whether they live in the country or largest cities.



NASTURTIUMS

567. **EMPRESS OF INDIA**—Fiery crimson, dark foliage.

568. **GOLDEN SCARLET OR CLOTH OF GOLD**—Scarlet flowers and yellow foliage.

569. **LADY BIRD**—Orange-yellow, suffused with red and a bright-red blotch at the base of the petals.

570. **RUBY KING**—Rich crimson-rose.

571. **VESUVIUS**—Salmon-rose, dark foliage.

PRICES—Any of above Dwarf Sorts, $\frac{1}{4}$ pound 40c, ounce 15c, packet 5c.

572. **ROSS BROTHERS SUPERB MIXTURE**—All colors. Dwarf varieties $\frac{1}{2}$ ounce 5c, ounce 10c, $\frac{1}{4}$ pound 25c, pound 60c.

NASTURTIUM PEREGRINUM—See Canary Bird Flower or Canary Creeper.

NEMOPHILA

(Love Grove)

ANNUAL 6 INCHES

Also called Grove Flower. Cup-shaped flowers of many bright colors, the blue shades being particularly charming. Does well in moist, half-shady situations.

573. **MIXED COLORS**— $\frac{1}{2}$ ounce 15c, packet 5c.

NICOTIANA

ANNUAL 6 FEET

SWEET SCENTED TOBACCO PLANT—Produces an abundance of large, pure white flowers of delicious fragrance. If taken up in the fall and cut back and potted, they will bloom all winter.

574. **AFFINIS**—White. $\frac{1}{4}$ ounce 25c, packet 10c.

NIGELLA

Love in the Mist, or Devil in the Bush

ANNUAL 1 $\frac{1}{2}$ FEET

A compact, free flowering plant with finely cut foliage, curious looking seed pods; easily grown. Will grow in any ordinary garden soil.

575. **HISPANICA, BLUE**— $\frac{1}{2}$ ounce 25c, $\frac{1}{4}$ ounce 15c, packet 5c.

576. **MIXED COLORS**— $\frac{1}{2}$ ounce 25c, $\frac{1}{4}$ ounce 15c, packet 5c.

OENOTHERA

(Evening Primrose)

Charming half-hardy annual and perennial; mostly low-growing plants, with large and showy flowers of yellow, white, rose, etc. They are easily grown, succeeding in almost any kind of soil, but should have a sunny position.


578. **LAMARCKIANA YELLOW**—A bright yellow evening primrose, three feet high; perennial, of great beauty. $\frac{1}{2}$ ounce 15c, packet 5c.

579. **MIXED VARIETIES**— $\frac{1}{2}$ to 2 feet. $\frac{1}{2}$ ounce 15c, packet 5c.

PANSIES


Pansies are too well known to require any description, as they are favorites with all. For best results you must start with a good strain. The finest Pansies are, as a rule, shy seeders, which accounts for the difference in the price of the various mixtures offered.

Seeds should be sown in hotbeds or boxes, then



NIGELLA

HOME IS THE PLACE WHERE YOU ARE TREATED THE BEST AND GRUMBLE THE MOST. TURN A NEW LEAF.



PANSIES

PANSIES—Continued

transplanted in open ground after danger of frost is over. If this manner of planting is followed, plants will bloom early the first season.

Seeds sown in April or May will produce blooming plants by the last of June, which will give an abundance of flowers throughout the remainder of the season. About the middle of August is the best time for starting Pansy seeds for early spring blooming, as this allows the plants to go into winter in vigorous condition.

As soon as the plants are up and large enough to handle, they should be thinned out or transplanted to stand 9 inches apart in the rows. Thorough cultivation should be given from the start, as Pansies will not thrive when obliged to share the beds with a mass of weeds. It is a mistake to plant Pansies in the shade of a tree or building. An open exposure where the wind has free sweep over the bed is far better, and pansies so planted are free from the long, straggling branches which produce few and inferior flowers. During dry weather the bed should be watered daily, and in extreme cases twice a day for the best results.

582. ENGLISH PANSIES—Large flowered finest mixed. 1/8 ounce 25c, packet 10c.

583. CASSIER'S GIANT—Mostly light shades with dark blotches. 1/8 ounce 50c, packet 10c.

584. GIANT TRIMARDEAU—The largest flowering type of pansies, called the French strain. The top petals are larger than the three lower ones and are beautifully marked. Mixed colors. 1/8 ounce 50c, packet 10c.

585. PANSIES—All varieties in finest mixture, first quality. 1/8 ounce 40c, packet 10c.

PAPAVER BRACTEATUM—See Poppy.

PASSIFLORA

(Passion Flower)

CLIMBER 15 FEET

586. COERULEA GRANDIFLORA—Passion

Flower, also called Southern Beauty. A beautiful vine for greenhouse and window, called Passion Flower, since tradition sees represented in its flowers the symbols of the Christian Faith. 1/8 ounce 40c, packet 10c.

PENTSTEMON

PERENNIAL 2 FEET

589. DIGITALIS — Foxglove Pentstemon, spikes of white flowers, with purple throat. Packet 5c.

590. HARTWEGI GRANDIFLORA—Newest large flowering. This is a much improved strain of these beautiful flowers. The flowers are very large, very numerous, in shape like a Gloxinia and are borne on long stems. In color they vary from pure white, pink, rose and crimson to mauve and purple, including many which are beautifully edged with a fine contrasting color. If sown early in May, will bloom the first year. Packet 20c.

PERIWINKLE—See Vinca.

PETUNIA

ANNUAL

For freedom of bloom, variety of color, easy culture and effectiveness, these rank with Asters, Phlox and Verbenas. If only a little care is bestowed upon them, Petunias will produce their handsome, sweet-scented flowers in their delicate and gorgeous colors throughout the whole summer. Seeds should be sown in May.


592. HOWARD'S STAR—A beautiful free-flowering strain, color crimson maroon with a clearly-defined five-pointed star of blush-white. For bedding, baskets, vases, etc., this is exceptionally fine. Packet 15c.

593. DWARF INIMITABLE—(Star Petunia) —Compact-growing variety; flowers striped and blotched. 1/8 ounce 15c, packet 5c.

594. GLORIA—A valuable addition to the dwarf small flowering Petunias. Flowers in great abundance. Fine for bedding. Packet 10c.

595. SNOWBALL—Pure White. 1/8 ounce 25c, packet 10c.

A GOOD MANY FAILURES IN LIFE ARE CAUSED BY SITTING IN THE SHADE OF THE FAMILY TREE INSTEAD OF HUSTLING IN THE FIELD.



PETUNIA

Hybrida Nana Compacta

12 to 15 INCHES

Dwarf, neat, compact bushes covered with a multitude of flowers all summer long, valuable for edging and formal bedding.

591. MIXED COLORS—Extra fine. $\frac{1}{8}$ ounce 20c, packet 10c.

PHACELIA

ANNUAL $1\frac{1}{2}$ FEET

Also known as Whitlavia. A highly interesting hardy annual, much branched and of spreading habit. Flowers excellent for bouquets. Blooms in about 8 weeks from planting and continues flowering until late fall, 9 inches high.

596. GRANDIFLORA—Blue flowers. $\frac{1}{4}$ oz. 15c, packet 5c.

597. TANACETIFOLIA — Tansy-leaved, rich deep-blue flowers, good for bees. $\frac{1}{2}$ ounce 10c, packet 5c.

PHLOX

The Phloxes are certainly among the showiest and most easily managed of all the annuals. From June until October they maintain an endless display of varied colored flowers. The finest effect is obtained by planting the beds with different colors so they harmonize. The plants will be more bushy and cover the bed better if pinched back when small. Seed should be sown in May; cover seeds lightly with dirt or press into the ground with a board.

Phlox Drummondii, Grandiflora Large Flowering—Annuals. 1 foot.

598. DRUMMONDI—Mixed Colors. Large Flowering Phlox. $\frac{1}{8}$ ounce 15c, packet 10c.

599. CUSPIDATE—Star Phlox, Mixture of star-shaped flowers. $\frac{1}{8}$ ounce 15c, packet 10c.

PLATYCODON

(Chinese Bell Flower)

PERENNIAL 1 TO 2 FEET

Producing very showy flowers during the whole season. They form large clumps, and are excellent for planting in permanent borders or among shrubbery; easily raised from seed.

604. GRANDIFLORA MIXED—Packet 10c.

POPPIES

Annual Poppies should be sown as early in the spring as possible where they are to remain, as they do not stand transplanting. Sow very thinly, preferably in cloudy weather or after a shower, barely cover the seed, press down firmly, and they will come up in a few days. If they come up thickly they must be thinned out to stand 3 or 4 inches or more apart if you wish best results. It is well to make several sowings at intervals to keep up a succession of bloom. If picked just before expanding, the flowers will last several days. It is also advisable to pick the old flowers as soon as fallen which will lengthen the blooming season somewhat.

Annual Varieties

605. SHIRLEY—Bright tissue-paper-like appearance. Makes a delightful plant alongside of grass borders and paths. The variety we list under this head is the double Shirley, extra mixed. $\frac{1}{2}$ ounce 15c, packet 5c.

606. SINGLE MIXED POPPIES — Ounce 20c, packet 5c.

607. DOUBLE MIXED POPPIES — Ounce 20c, packet 5c.



POPPY

SMILE AWHILE! AND WHILE YOU SMILE ANOTHER SMILES, AND SOON THERE'S MILES AND MILES OF SMILES—AND LIFE'S WORTH WHILE BECAUSE YOU SMILE.

Giant Tulip Poppy or Bush Escholtzia

(HUNNEMANNIA)

608. **GLAUCUM**—This is by far the best of the Poppy family for cutting, remaining in good condition for several days. Seed sown early in May will, by the middle of July, produce plants covered with large dazzling-scarlet, poppy-like blossoms, and never out of flower until hard frost. The plants grow about 2 feet high, are quite bushy, with beautiful feathery glaucous foliage $\frac{1}{4}$ ounce 15c, packet 5c.

Perennial Poppies

These poppies when once planted will last for all time. They differ from the annuals in the original root living and increasing in size, and not from being self-sown from seed dropped the previous year.

609. **BRACTEATUM**—3 feet. Immense orange scarlet flowers very showy and attractive. $\frac{1}{4}$ ounce 15c, packet 5c.

610. **ICELANE POPPIES**—(*Papaver Nudicaule*)—A graceful delicate variety, twelve inches tall, with white, orange and yellow single blossoms, the petals resembling crumpled tissue paper. The plant is low and compact, but the flowers on their slender stalks are excellent for cutting. Sow in the fall where the plants are to remain, and thin.

611. **MIXED COLORS**— $\frac{1}{8}$ ounce 20c, packet 5c.

PORTULACA

(Rose Moss or Sun Plant)

ANNUAL

One of the finest hardy annual plants, easily grown, thriving best in a rather rich, light loam or sandy soil, and luxuriating in an exposed, sunny situation; the flowers are of the richest color, and produced throughout the summer in great profusion; fine for massing in beds, edging or rock-work 6 inches. Sow seed in May when the ground is thoroughly warmed.

612. **LARGE FLOWERING**—Extra Double Sorts, mixed colors. $\frac{1}{8}$ ounce 75c, packet 10c.

613. **LARGE FLOWERING**—Single sorts, mixed colors. Ounce 50c, $\frac{1}{4}$ ounce 15c, packet 5c.

PRIMULA


(Primrose)

HALF-HARDY PERENNIAL

The genus *Primula* includes three groups that are famous among florists—*Mauricula*, *Polyanthus* and *Primrose*. Sow seed in May and keep young plants shaded during the summer.

614. **AURICULA**—(Primrose of the Alps)—6 inches. A fragrant hardy perennial. Many rich colors. Extremely free bloomer and a favorite. Mixed colors $\frac{1}{8}$ ounce 75c, packet 10c.

615. **PRIMULA CHINENSIS FIMBRIATA FRINGED**—10 inches. Greenhouse or pot plants, bearing trusses of large single and double blossoms in bright colors, as well as soft tints. Sow seed in April or May for winter blooming. Our seed is from the very finest strains. Mixed colors. Packet 25c.



PYRETHUM

616. **VULGARIS**—(Cowslip)—The true yellow English Primrose. 3 inches. Packet 10c.

PUERARIA—See Kudzu Vine or Jack and the Bean Stalk.

PYRETHRUM

617. **PARTHENIFOLIUM AUREUM**—Perennial. 6 inches. *Golden Feather*. One of the best plants for edging, grown for its beautiful yellow foliage. More successfully treated as an annual. Seed can be sown in the fall or spring and transplanted. Extra fine strain. $\frac{1}{4}$ ounce 15c, packet 5c.

618. **FOL. LACINIATUS**—Finely cut leaves, compact. $\frac{1}{4}$ ounce 15c, packet 5c.

RICINUS

(Castor Bean)

ANNUAL

Stately, strong growing plants, with very ornamental foliage, well adapted as center plants of groups of Cannas, Dahlias, etc. Moles are troublesome in many gardens, but they may be kept away by planting castor beans in the borders. They leave when they get a scent of this plant.

623. **ZANZIBARENSIS**—10 to 12 feet. The ornamental leaves, beautifully lobed, are 2½ to 4 feet across. Each plant makes a perfect pyramid of foliage thickly set from top to bottom. The difference between the varieties is in the coloring of the grand bamboo-like stems and the long slender leaf stalks. Ounce 15c, packet 5c.

624. **RICINUS**—All kinds Mixed. Pound 70c, ounce 10c, packet 5c.

SOME ONE WANTS TO KNOW WHO INVENTED PIE. PIE WASN'T INVENTED; IT WAS SURMISED.

RUDBECKIA

(Cone Flower)
ANNUAL 2 FEET

625. **BICOLOR SUPERBA**—Fine free-flowering annual variety forming a dense bush and producing in great abundance on long stems, its bright flowers. The disc is brown, the florets golden yellow, with large velvety brown spots at the base. Very effective and useful for cutting. Packet 10c.

SALPIGLOSSIS

(Painted Tongue)
ANNUAL 2½ FEET

Undoubtedly one of the most attractive annuals and should be in every garden. The blossoms are tube shaped much like a Petunia and rivaling the latter in the beautiful colors displayed. Each flower is veined with a glint of gold, and it is the only flower to our knowledge possessing this odd characteristic. Grows easily from seed. Sow seeds in May.

626. **SALPIGLOSSIS VARIABILIS GRANDIFLORA**—Extra large-flowered, very brilliant and extremely showy. Finest mixed. ¼ ounce 20c, packet 10c.

527. **SALPIGLOSSIS VARIABILIS NANA**—Dwarf, mixed colors. ¼ ounce 20c, packet 5c.

SALVIA SPLENDENS

(Scarlet Sage)

TENDER PERENNIAL

The *Salvia Splendens* is a standard bedding plant that keeps the garden bright with color until late in autumn. This plant lends itself to many uses. It makes a good pot plant, does well in window boxes, and is useful for cutting to give color. Its best use, however, is as a hedge or border plant, where long broad bands of intense color are desirable.

623. **SPLENDENS**—2½ feet. The original scarlet sage. ¼ ounce 30c, packet 5c.

SCABIOSA

(Mourning Bride)

ANNUAL

Commonly known as the "Pincushion Plant" owing to the queer effect of the center of the flower. The outer petals making a ruffle around the cushion, filled with pins, carries out the idea. The flower stems are long and the blossoms keep well in water. The soft shades predominate.

635. **TALL DOUBLE**—Finest mixed. ½ ounce 20c, packet 5c.

636. **DWARF DOUBLE**—Finest mixed. ½ ounce 20c, packet 5c.

637. **SNOWBALL**—Double, large-flowered, white. ½ ounce 20c, packet 5c.

SCARLET RUNNER BEAN

638. Ornamental and useful. The vine is graceful; flowers are of a brilliant scarlet and the beans of excellent quality, either when shelled or in a dry state. Oz. 5c, ¼ pound 10c.

SCHIZANTHUS

(Butterfly or Fringe Flower)


ANNUAL

This is one of the airiest and daintiest flowers imaginable, especially adapted to bordering beds of taller flowers and those of a heavier growth. The seeds germinate quickly and come into bloom in a few weeks from sowing. The florescence is such as to completely obscure the foliage, making the plants a veritable pyramid of the most delicate and charming bloom. If a continuous show of bloom is desired, it will be well to make sowings of seed in a sheltered bed and transplant into the borders as required. The seeds should be planted in open ground in May; at earlier date if planted in a sheltered bed. *Schizanthus* make admirable pot plants for the house, and are charming for window boxes in winter. For this purpose sow in the autumn.


639. **GRANDIFLORUS HYBRIDUS**—A new variety, forming compact bushes not over a foot high, literally covered with large, beautiful orchid-like flowers in a bewildering range of colors. Dwarf mixed colors. ¼ ounce 25c, packet 10c.

640. **WISETONENSIS**—A variety largely used as a pot plant for the house or conservatory. It is remarkably free-flowering, and presents a beautiful appearance with its myriads of bloom, the ground color of which is white, dotted with delicate rose. A very shy seeder. ¼ ounce 50c, Packet 15c.

641. **MIXED**—A splendid mixture of the regular type. ¼ ounce 25c, Packet 5c.



SCHIZANTHUS



STOCKS

STATICE

(Sea Lavender)

PERENNIAL

650. **LATIFOLIA** — Valuable plants for the border or rockery, with tufts of leathery foliage and immense panicles of minute flowers, producing a remarkable effect. Blooms from June until September. This is also a good Everlasting flower if dried when in bloom. Fine mixed. Packet 10c.

STOCKS

(Gilliflower)

The Stock is one of the most popular annuals, either for bedding or pot culture; for brilliancy and diversity of color, fragrance, profusion and duration of bloom, it is unsurpassed.

652. **ENGLISH STOCKS**—Single flowered. Mixed colors. $\frac{1}{8}$ ounce 20c, packet 5c.

653. **TEN-WEEKS STOCKS**—Dwarf German, double mixed. Open ground planting. $\frac{1}{8}$ ounce, 15c, packet 5c.

654. **TEN-WEEKS STOCKS**—Dwarf German, large flowering mixed. Open ground planting. $\frac{1}{8}$ ounce 25c, packet 10c.

STOKESIA


PERENNIAL 2 FEET

655. **CAYANEA**—(Cornflower Aster)—Bears from 20 to 30 handsome lavender-blue cornflower-like blossoms from July until frost. $\frac{1}{8}$ ounce 25c, packet 10c.

SWEET PEAS

This splendid flower is so well known that it is not necessary to enter into detail of description,

The soil for Sweet peas should be rich and deep. A good rich loam, with plenty of well-rotted manure in it, is the ideal soil for raising good plants that will produce plenty of blooms of good substance. Soils that are at all heavy are best dug in the



STOCKS

Give the home folks that pleasure which is so satisfying and which costs so little money—a bed of beautiful flowers.



AURORA SPENCER

autumn, and during the winter months a good dressing of hardwood ashes or air-slaked lime should be given it. Sweet Peas should be planted in a position fully exposed to the sunlight, and air on both sides of the row.

Much depends on the state of the weather as to when the seed may be sown out-of-doors; but they should be sown as early in the season as the ground can be worked, which is usually between the middle of February and first of March in this latitude. It is best to make a trench or furrow about 6 inches deep, in the bottom of which sow the seed thickly. Cover the seeds with about an inch of soil, pressing it down firmly. As soon as they are above the ground, thin out to two inches apart; if they are closer than this they do not usually attain their full development. As soon as the plants are about a foot high, the balance of the soil may be filled in the trench. They should be staked up either with branches of brush or stout stakes on which wire netting has been fastened. These should be at least 4 feet high, and 5 feet would be better. It is just as well to do the staking at the time of sowing, or it may be done before filling in the trench.

During dry weather, they should be watered thoroughly and frequently and given an application of liquid manure once a week. A mulch of

hay or rakings from the lawn will be found beneficial during hot weather. The flowers should be cut as often as possible, and all withered blooms should be removed, to prevent the plants from running to seed, which would cause them to quit blooming.

Sweet Peas should not be grown on the same soil more than two years in succession. In some gardens there is just one spot where it is convenient to have them, in which case the soil, to the extent of a foot wide and a foot deep, should be removed, and replaced with new soil from another part of the garden.

White-seeded varieties should not be sown until the ground is comparatively dry and warm. If sown under cold, wet conditions, the seed will rot in the ground. With few exceptions, Sweet Peas are black-seeded, and these do not appear to be affected like the white-seeded sorts.

Spencer Type Sweet Peas

(“Orchid Flowering”)

The “Spencers” are the largest and most beautiful of all Sweet Peas—surpassing the older kinds in strong growth, size and form of flowers and continued bloom.

Under favorable conditions the flowers measure up to 2 and sometimes 2½ inches across; standards open, upright, well rounded out and beautifully waved. Wings large, gracefully poised and usually hide the keel. Three and often four of these queenly blossoms are borne on strong stems 8 to 12 inches in length, contributing to their usefulness as cut flowers for vases, bouquets, etc.

675. APPLE BLOSSOM SPENCER—Bright rose with primrose wings; very large flowers.

676. ASTA OHN SPENCER—Lavender.

677. AURORA SPENCER—Very dark rose striped on white ground.

678. DAINTY SPENCER—White with pink edge.

679. FLORENCE MORSE SPENCER—Delicate blush, with pink margin.

680. GAIETY SPENCER—Striped carmine on white.

681. GEORGE HERBERT SPENCER—Bright rose-carmine.

682. KING EDWARD VII. SPENCER—Crimson-scarlet.

683. HELEN LEWIS SPENCER—Orange.

684. MRS. MAUD HOLMES SPENCER—Sunproof crimson.

685. MRS. HUGH DICKSON SPENCER—Cream pink.

686. MARIE CORELLI SPENCER—Bright red.

687. OTHELLO SPENCER—Beautifully waved, deep maroon.

688. PRIMROSE SPENCER—Light primrose.

689. RAMONA SPENCER—Creamy, white striped and flaked blush pink.

690. QUEEN ALEXANDRA SPENCER—Crimson scarlet.

691. QUEEN VICTORIA SPENCER—Large flowers, background deep primrose, flushed with rose. 3 to 4 flowers on each stem.


692. SENATOR SPENCER—Large flower, shaded and striped chocolate on creamy ground.

The advertiser who thinks that by dishonest statements he is fooling the public, is simply fooling himself. The public are not fools, whether they live in the country or largest cities.

Grandiflora Type Sweet Peas

700. **ROSS BROTHERS SPLENDID MIXTURE**—Of Sweet Peas comprises many of the best varieties. ½ ounce 5c, ounce 10c, 4 ounces 35c.

- 701. **AMERICA**—Pink striped on white.
- 702. **APPLE BLOSSOM**—Bright rosy-pink.
- 703. **BLACK KNIGHT**—Dark Maroon.
- 704. **BLANCHE BURPEE**—A fine large white flower.
- 705. **COUNTESS OF RADNOR**—Lavender.
- 706. **DAINTY**—White, with pink edge.
- 707. **DOROTHY TENNANT**—Deep rosy mauve, beautiful.
- 708. **DUKE OF WESTMINSTER**—Clear purple tinted with violet; very rich.
- 709. **EMILY HENDERSON**—White, early and free flowering.
- 710. **EXTRA EARLY BLANCHE FERRY**—Pink and white.
- 711. **FIREFLY**—Bright red.
- 712. **KATHERINE TRACY**—A lovely pink.
- 713. **KING EDWARD VII**—Bright crimson, self-color.
- 714. **LADY GRISEL HAMILTON**—Light lavender-blue.



WHITE SPENCER

693. **TRUE COUNTESS SPENCER**—White, suffused with pink.

694. **WHITE SPENCER**—Large, pure white. Any of the above varieties at 10c per packet, ½ ounce 15c, ounce 25c, 2 ounces 45c.

695. **ROSS BROTHERS SUPERB MIXTURE**—This selection comprises the very best varieties of Spencer and Unwin types. The purchaser will be well pleased with results secured. ½ ounce 10c, ounce 15c, ¼ pound 50c.

**Waved Sweet Peas
(Of the Unwin Type)**

The Unwin Sweet Peas have beautifully waved or frilled edges are very attractive. Below we offer some of the choicest varieties.


- 696. **GLADYS UNWIN**—Pink.
- 697. **NORA UNWIN**—Pure white, very large open form and wavy.

The above varieties at 10c per packet, ounce 15c, 2 ounces 25c.

**Christmas or Winter
Flowering Sweet Peas**

We especially recommend this variety of Sweet Peas for forcing and early blooming.

- 698. **CHRISTMAS PINK FORCING**—Pink and white. ½ oz 5c. oz 10c. lb \$1.00.
- 699. **CHRISTMAS WHITE FORCING**—Splendid, pure white. ½ oz 5c. oz 10c. lb \$1.00.



SENATOR SPENCER

SMILE AWHILE! AND WHILE YOU SMILE ANOTHER SMILES, AND SOON THERE'S MILES AND MILES OF SMILES—AND LIFE'S WORTH WHILE BECAUSE YOU SMILE.

Sweet Peas---Continued

- 715. LORD NELSON—Deep, rich violet-blue.
 - 716. OTHELLO—Deep, glossy maroon.
 - 717. QUEEN ALEXANDRA—Scarlet.
 - 718. QUEEN VICTORIA—Light primrose.
 - 719. SENATOR—Striped.
- Any of the above varieties at ½ ounce 5c, ounce 10c, 4 ounces 35c.

SWEET-WILLIAM
(*Dianthus Barbatus*)

BIENNIAL-PERENNIAL 2 FEET
A splendid old-fashioned plant, producing its large head of beautifully colored sweet-scented flowers in great abundance. It is hardy, easily grown, and flowers the second year from seed. It is much better to raise new, vigorous, young plants from seed every season than to divide the old plants.

656. SINGLE FINE MIXED—¼ ounce 15c, packet 5c.
657. JOHNSON'S GIANT MIXED—⅓ oz. 25c, packet 10c.

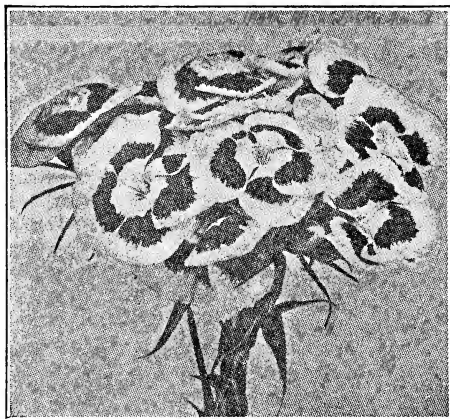
THUNBERGIA
(*Black-eyed Susan*)

PERENNIAL 2 TO 4 FEET
Beautiful, rapid-growing annual climbers, preferring a warm, sunny situation, used extensively in hanging-baskets, vases, low fences, etc. Very pretty flowers in buff, white, orange, etc., with dark eyes.


558. ALATA—Mixed colors. ⅓ ounce 20c, packet 10c.

TRITOMA
(*Red Hot Poker*)
PERENNIAL 3 FEET

660. UVARIA GRANDIFLORA—Red Hot Poker or Torch Lily. A most striking and exceedingly ornamental autumn flowering plant. The noble aspect and showy flower spikes form a dense root foliage, render them valuable for shrubberies, flower borders, beds or lawns. Packet 10c.



SWEET WILLIAM



VIOLA

VERBENA

TENDER PERENNIAL

Indispensable for bedding purposes. Flowers white, scarlet, red, crimson, purple, etc. Verbenas raised from seed are usually fragrant. To hasten bloom it is better to start the seed indoors during March or April. The plants should stand about a foot apart in the open ground; and the flowers should be cut frequently. Seedling verbenas are stronger than others. Plant seed in open ground in May.

- 661. HYBRIDA—All colors mixed. ¼ ounce 25c, packet 5c.
- 662. MAMMOTH HYBRIDA—Extra large flower. All colors mixed. ⅓ ounce 25c, packet 10c.

VINCA

TENDER PERENNIAL

Periwinkle or Old Maid. Ornamental, free-blooming, handsome bushy plants, with glossy foliage and round single flowers, 1½ inches across. Blooms the first season from seed. In a sunny situation they bloom all summer; in the fall, if taken up and potted, they will bloom through the winter. Desirable for massing or borders. Very easily grown.

- 663. MIXED—All colors. ¼ ounce 25c, packet 5c.

VIOLA

(Tufted Pansies)

These dainty violet-like flowers make one of the finest bedding plants; their colors are so clear and they bloom for such a long time during the whole summer. 6 inch perennial, blooming quickly from seed, excellent for bedding effect.

- 664. CORNUTA—Purple Queen. ¼ ounce 25c, packet 10c.
- 665. CORNUTA—Choice mixed. ⅓ ounce 25c, packet 10c.
- 666. VIOLET OR VIOLA ODORATA—Although these flowers do best propagated from the cuttings, they grow readily from seed, and produce a very fragrant blossom. We offer the large flowering favorite blue variety. Single, sweet-scented. ⅓ ounce 50c, packet 15c.

SOME ONE WANTS TO KNOW WHO INVENTED PIE. PIE WASN'T INVENTED; IT WAS SURMISED.

WICHITA, KANSAS

VISCARIA

(Rose of Heaven)

ANNUAL 1 FOOT

Pretty, profuse flowering plants. Adapted for beds, edgings or clumps, growing readily in any garden soil. Flowers somewhat like a single pink.

667. **CARDINALIS**—Beautiful scarlet. $\frac{1}{4}$ ounce 15c, packet 5c.

WALLFLOWER

HALF HARDY PERENNIAL $1\frac{1}{2}$ FEET

Wallflowers should be better known. Their adaptability for pot culture and out-door bedding and their peculiarly sweet odor, should win favor. They are easily grown and last long as cut flowers. Not hardy in the northern states, should be wintered over in cold frames. Start seed indoors in March or April and transplant to open ground. Outdoor planting of seed during the month of May.

668. **SINGLE**—All colors mixed. $\frac{1}{4}$ ounce 15c, packet 5c.

669. **DOUBLE**—All colors mixed $\frac{1}{8}$ ounce 25c, packet 10c.

WILD CUCUMBER

(Echinocystis Lobata)

ANNUAL CLIMBER 30 FEET

670. This is the quickest growing climber on our list. Grows wild, self sown, in many parts of the west. Should be sown late in the fall or very early in the spring. It is thickly dotted over with pretty, white fragrant flowers, followed by an abundance of ornamental and prickly seed pods. For a trellis or pillar no annual vine is more chaste, and it will quickly cover an old tree or an unsightly building. Pound \$1.50, $\frac{1}{4}$ pound 40c, ounce 15c, $\frac{1}{2}$ ounce 10c, packet 5c.

XERANTHEMUM ANNUM

ALBUM

(Double Everlasting Flower)

ANNUAL 2 FEET

Very good Everlasting with silvery foliage and silky flowers in pink, white and purple.

671. **MIXED COLORS**— $\frac{1}{4}$ ounce 15c, packet 5c.

ZINNIA

(Youth and Old Age)

ANNUAL

Half hardy annual, growing from one to two feet high. Blossoms are very double, and while the stems are stiff, they make an excellent bouquet flower. Probably no flower has such an assortment of bright shades, tints, and colors; no bedding plant is more effective for a brilliant show. Sow in boxes early in March or April and transplant. Open ground planting in May.

672. **TALL**—Double, all colors mixed. Ounce 25c, $\frac{1}{2}$ ounce 15c, packet 5c.

673. **DWARF**—(Miniature)—Finest double mixed colors. $\frac{1}{4}$ ounce 15c, packet 5c.

674. **DOUBLE MIXED**—2 feet. A very fine strain, containing many rich colors and shades. The flowers are medium size. Ounce 25c, $\frac{1}{2}$ ounce 15c, packet 5c.

NOTICE

NOTE—Seeds, Bulbs, and Plants were not included in parcel post zone rates. It costs 8c per pound to mail Seeds, Bulbs and Plants regardless of distance. If wanted by mail, add postage unless otherwise stated.

BULBS

AMARYLLIS

Very popular for house culture and easily grown by everyone, the chief point being to give the bulbs alternate periods of rest and growth. When the leaves appear give water and plenty of light. After flowers are off and leaves have started to turn yellow, withhold water and put pot away from light. Do not start growth again until bulb shows sign of life itself, which it will do (even when soil is perfectly dry) by pushing out new leaves.

720. **WHITE**—Selected bulbs, each 25c.

721. **JOHNSONI**—Has immense trumpet shaped flowers, which measure 6 to 8 inches across, are borne on strong fleshy stalks, and are of rich, deep velvety crimson, each petal having a bright wide stripe, contrasting beautifully with the deep red color. Each 35c. Postage extra 3c for each bulb.

BEGONIAS

Culture—This beautiful flower gives best results if planted where it will have partial shade from the hot sun during the afternoon. The bulbs should be set about 6 inches apart in well enriched soil. They should be planted about 2 inches deep; requires a minimum amount of water to start off well.

722. **SINGLE WHITE**—Each 7c, 3 for 20c.

723. **SINGLE YELLOW**—Each 7c, 3 for 20c.

724. **SINGLE SCARLET**—Each 7c, 3 for 20c.

725. **SINGLE PINK**—Each 7c, 3 for 20c.

726. **DOUBLE WHITE**—Each 15c, 3 for 40c.

727. **DOUBLE SCARLET**—Each 15c, 3 for 40c.

728. **DOUBLE PINK**—Each 15c, 3 for 40c.

729. **DOUBLE YELLOW**—Each 15c, 3 for 40c.

We pay postage.

WHEN YOU PLANT A BED OF FLOWERS CONSIDER THE PLEASING APPEARANCE OF A MASS OF COLOR.

CALADIUM

Culture—The ground should be deeply spaded and enriched with well-rotted manure to the depth of 8 to 9 inches. The bulb should be planted about 6 inches below the surface of the ground. Water should be applied regularly but in small quantities until after foliage shows above the ground; then the plant requires plenty of water to produce large leaves. It is not unusual for leaves to measure between 3 and 4 feet long and 14 to 18 inches in width.

ESCULENTUM OR ELEPHANT'S EAR—A grand foliage plant, for lawn or garden.

730. BULBS—Size 9 to 11 inches in circumference. Each 15c, 2 for 25c. Postage extra 3c each.

731. BULBS—Size 12 to 14 inches in circumference. Each 20c, 2 for 35c. Postage extra 5c, each.

CANNAS

Culture—You may use Cannas in a great many ways to secure different effects. If you want to hide a lattice or fence, they may be planted in rows, and bulbs should be set 6 to 8 inches apart, ground should be enriched and the bulbs set 3 to 4 inches deep, as early as the soil becomes warm in the spring. The Orchid Flowered kind of Cannas produce the most beautiful bloom. The flowers are much larger than the ordinary kind. They may be planted in solid beds or used as centers for beds of mixed flowers.

Few people realize the recent wonderful development of the Canna from a striking foliage plant to one whose flowers are among the most gorgeous and exquisite grown. The latest and finest Cannas have flowers of great size (some seven inches across), of colors so wonderfully brilliant, deep, rich, and satisfying that they rival jewels in depth and luminosity of hue, of texture and sheen as exquisite and delicate as the finest silk or satin, of a shape as lovely as the most beautiful orchids or the fragile Venetian glass. The plant is easily started and grows readily. They only require to be known to capture the public's heart. No garden is complete without its collection of Cannas and a garden may be complete with Cannas only.

Our Cannas are grown specially for us in the Rio Grande Delta and within a few miles of the southern most part of the U. S. In that semi-tropical climate with its wonderfully fertile and continually warm soil, its ample irrigation water from the Rio Grande and its long growing season, Cannas thrive like weeds. The leaves become a brighter color and firmer texture, the flowers increase in size, in delicacy and brilliancy of color, in number and rapidity of blossoming and the roots in sturdiness. They carry these qualities to northern buyers.

They are not dug as in the north, in October or November to protect the tubers from frosts in the ground as they have no such frosts in the Rio Grande Delta, but they are dug just before it is time for you to transplant. Hence the roots have little chance to either dry out or rot and of course their germination is much higher.

Our grower is now growing between 60 and 70 varieties but we have had him pick out for you, the seventeen best, giving us variety both in plant, bloom and price.

Orchid Flowered

732. ALLEMANIA—Height 4 to 6 feet. Green foliage. A scarlet-orange flower with golden-

yellow, very handsome and striking, large flowers often 5 to 6 inches across. Growth luxuriant, and profuse bloomer. Price each 10c, dozen \$1.00. Postage extra 2c each.

733. BURBANK—Height 3 to 4 feet. Green foliage. Flower a pure, strong canary-yellow, the color of light often 4 to 5 inches across and a profuse bloomer. Price each 10c, \$1.00 per dozen. Postage extra 2c, each.

734. KING HUMBERT—Height 3 to 5 feet. Rich bronze foliage. Flowers large, 5 to 6 inches across, but massed in a heavy truss. Color, a glowing scarlet or orange-red, often streaked with gold. Growth strong and vigorous. Price 20c each, \$2.00 per dozen. Postage extra 2c each.

735. LOUISIANA—Height 5 to 6 feet. Green foliage. A deep vivid crimson often with a crinkly edge and always with a silky sheen. Flowers often 6 and 7 inches across. At the St. Louis Exposition, this was pronounced the finest Canna on the grounds. A strong grower and prolific bloomer. Price 10c each, \$1.00 per dozen. Postage extra 2c each.

736. BEACON—Height 3 to 4 feet. Green foliage. Instead of one or two flowers opening at one time, this has a truss of medium sized flowers which opening at one time, make a strikingly gorgeous effect. Its color is a rich, cardinal red slightly lighter than preceding. Price 10c each, \$1.00 per dozen. Postage extra 2c each.

737. INDIANA—Height 5 to 6 feet. Green foliage. Orchid flower of great size and a gorgeous but velvety fiery orange, a real oriental or yogi color. Price 10c each, \$1.00 per dozen. Postage extra 2 cents each.

Extra Good Kinds

738. LA DONNA—Height 3 to 4 feet. Green foliage. A new Canna of the most lovely shade of soft flesh pink underlaid with a small recurved yellow petal dotted with pink in the throat. Large flower about half way between the orchid and truss flowers and large truss. Not striking and gorgeous like the red and yellow cannas but purely lovely; to see it is to desire it. Strong grower. Price 50c, each, \$5.00 per dozen. Postage prepaid.

739. ROSEA GIGANTEA—Height 3 to 5 feet. Green foliage. Flower large and truss large and a very rich carmine pink, very soft and lovely. Price 25c, each, \$2.50 per dozen. Postage extra 2c, each.

740. WEST GROVE—Height 3 to 5 feet. Green foliage. Moderately large flower but large truss of a pure coral pink. Price 15c, each, \$1.50 per dozen. Postage extra 2c each.

741. SHENANDOAH—Height 3 to 4 feet. Bronze foliage. Salmon pink flowers and rich red, bronze leaves. Price 15c, each, \$1.50 per dozen. Postage extra 2c each.

742. MOONLIGHT—Height 3 to 4 feet. Green foliage. Flowers small but a large number in truss and a creamy white. Strong grower. Price 20c, each, \$2.00 per dozen. Postage extra 2c, each.

743. MARVEL—Height 3 to 4 feet. Green foliage. Flower a bright scarlet red edged with gold on inside petal and yellow streaked with scarlet on outside giving it an illuminated effect as of stained glass. Medium sized flower but large, heavy trusses. One of the most striking cannas

SMILE AWHILE! AND WHILE YOU SMILE ANOTHER SMILES, AND SOON THERE'S MILES AND MILES OF SMILES—AND LIFE'S WORTH WHILE BECAUSE YOU SMILE.

WICHITA, KANSAS

CANNAS—Continued

there is. Price 25c, each, \$2.50 per dozen. Postage extra 2c each.

744. **FLAMBEAU**—Height 6 to 7 feet. Green foliage. Flowers a glowing, fiery vermilion-orange edged with golden-yellow and same color in its throat. Very large often measuring 7 inches across. The flowers have a wavy edge and a habit of lying out flat like a gorgeous torch or flambeau. It is flame colored. Price 15c, \$1.50 per dozen. Postage extra 2c each.

745. **VENUS**—Height 3 to 4 feet. Green foliage. Flowers a gay, rosy pink with borders and markings of cream and yellow, a most unusual color combination for a canna as the pink is a pure rose pink. Large flower and large truss. Strong grower and profuse bloomer. Price 20c, each, \$2.00 per dozen. Postage extra 2c each.

746. **ALBA ROSEA**—Height 3 to 4 feet. Green foliage. Flower a creamy white shaded to peach blossom pink in center. Small flower with narrow petals and because of unusual coloring and shape, unlike any other canna. Price 15c each, \$1.50 per dozen. Postage extra 2c each.

747. **MAJESTIC**—Height 6 to 7 feet. This is a foliage canna with long, pointed bluish-green leaves lined and ribbed with bronze. It bears a small, slender, erect, full truss of small carmine flowers. This and next two are splendid for a hedge, screen or back-ground for other flowers. Price 10c, each, \$1.00 per dozen. Postage extra 2c each.

748. **KING OF BRONZES**—Height 7 to 8 feet. This is a foliage canna with rich red bronze, rounded ended leaves, very gorgeous and striking. Small, red flowers. Price 10c each, \$1.00 per dozen. Postage extra 2c each.

749. **MUSAFOLIA**—Height 7 to 8 feet. Leaves a dark green edged with purplish bronze and often 4 feet long. Small red flowers. Price 10c each, \$1.00 per dozen. Postage extra 2c each.

ASSORTED UNKNOWN VARIETIES—Often tubers get mixed up and we will sell you these canna tubers for 50c per doz. They may have some varieties which sell for 20c each; they are certain to have varieties which sell for two and three times their price.

817. **SPECIAL BARGAIN**—To introduce these beautiful flowers, we will sell FOR 50c, 1 each Louisiana, Beacon, Indiana, Burbank, Majestic, King of Bronzes and Musafolia.

818. **FOR \$1.00**—1 each of above 7 and 1 each King Humbert, West Grove, Shenandoah, Moonlight, Flambeau, and Venus.

FOR BEDS, SCREEN OR HEDGES—Put a tall striking foliage canna such as Musafolia at back or in center, then around it or in front, a 6 foot canna such as Flambeau with its leopard flowers, then a bronze leaf canna such as King Humbert with its fiery red flower, then a lower one such as Burbank with its pure yellow flower and then perhaps the gay Venus and lovely Alba Rosea alternated.

Specially fine color effects for large planting will be planned on request; for this, give size of bed and desired effect.

DAHLIAS

How to Grow and Care for Dahlias

If possible, plant in an open, sunny situation. Prepare the soil thoroughly by deep digging. Be moderate in the use of both manure and water.

Never plant when the soil is wet. Lay the tuber flat on its side and cover it 4 inches deep, pressing the soil firmly on the tuber.

Keep the soil loose and mellow from frequent hoeing, drawing the soil to a slight hillock around the plant.

Tall growing varieties may be kept fairly dwarf by pinching out the tip when the first shoot is 6 inches high. All varieties growing above 4 feet should be tied to stout stakes to hold them in position.

3x3 feet is about the proper distance to plant apart.

Keep all dead flowers trimmed off.

Dahlia blooms keep much better if cut in the evening—about sunset—and the less foliage taken off with the flowers the better for both plant and flower. If green is desired, use some other green of better keeping qualities.

After frost has killed the tops, dig the tubers carefully, remove the soil from the roots, and store away in a box or barrel secure from frost. As a precaution it would be well to cover the tubers so stored with sand, leaves or moss.


All clumps should be divided into several pieces before being reset the following spring.—(Extracts from Wilmore's Dahlia Manual.)

750. **PURPLE GEM**—Rich royal purple, a first class flower. 4 feet.

751. **A. D. LIVONI**—Rich pink, evenly formed. A very handsome flower. 3 feet.


752. **QUEEN OF THE YELLOWS**—Fine, clear yellow. An early and very prolific bloomer. 4 feet.

753. **GLORI-DE-LYON**—Pure White. The best white Dahlia in cultivation. Round as a ball. 3 feet.



SNOW

OPPORTUNITY IS SAID TO KNOCK AT EVERY DOOR, WHICH LEGEND HAS KEPT MANY A MAN SITTING BY THE DOOR INSTEAD OF WORKING.



“UNCLE TOM”

DAHLIAS—Continued

754. SNOW—Beautiful clear white, long stem. Excellent for cutting. 4 feet.

755. FIRE BALL—The most intense dark red, with long stems. 4 feet.

756. BONA MAZA—An odd Dahlia. White ground, streaked and marbled in a curious manner with bright red. 4 feet.

Any of above varieties 15c each postpaid, dozen \$1.50, postage extra at 20c dozen.

761. CREAM OF THE VALLEY—(Show) Creamy pink, shading to crimson tip. Very large and regular in form. Stems long and erect. 4 feet Each 25c, \$2.50 dozen.

762. CORONA—(The Carnation Dahlia). A miniature decorative form. Flower double and of purest white. At a little distance it would be pronounced a carnation which it resembles both in size and form. This graceful decorative type will undoubtedly supercede the rounded, formal white pompons. 3 feet. Each 25c, \$2.50 dozen.

763. D. M. MOORE—(Show)—A flower of mammoth size, produced in profusion on long, stiff stems. Its color is a deep velvety maroon. Each 25c, \$2.50 dozen.

764. MRS. WINTERS—(Decorative)—This superb white Dahlia is always reliable, always satisfactory. As a white, it has neither a superior nor an equal. 3 feet. Each 20c, \$2.00 dozen.

765. YELLOW DUKE—(Show)—Its petals are beautifully quilled giving it a unique appearance. Color, clear bright yellow. 4 feet. Each 20c, \$2.00 dozen.

766. COUNTRY GIRL—(Cactus)—Base of petals golden yellow, suffused with salmon rose; a bright and pleasant combination of color. Flowers very large and perfect in form. 3½ feet. Each 20c, \$2.00 dozen.

767. CHAS. CLAYTON—(Cactus)—Stem long, holding flower well above the foliage. The color is a most intense red. Flowers large in size and are produced freely. 4 feet. Each 25c, \$2.50 dozen.

768. KREIMHILDE—An exquisite pink, shading to white in the center. Undoubtedly the best and most perfect pink Dahlia to date. 4 feet. Each 20c, \$2.00 dozen.

769. PROF. ZACHARIAS—Clear lemon yellow petals, long and straight. Flowers well above the foliage, 3 feet. Each 25c, \$2.50 dozen.

770. UNCLE TOM—Dark Maroon approaching black, fine shaped flower with good stem. 3 feet. Each 20c, \$2.00 dozen.

Postage paid on single bulbs. Dozen lots, add 20c to cover postage.

LILY OF VALLEY

771. LILY OF VALLEY CLUMPS—Will give best results when planted in partial shade or under trees. Each 35c. Postage extra, 10c per clump.

GLADIOLUS

Gladioli are easily grown. Any good soil suits them. Plant as soon as all danger from frost is past, about 3 inches deep and 7 or 8 inches apart. By planting at intervals up to July first these beautiful flowers can be had in bloom all through the summer and fall.

772. AMERICA—Spikes 2 to 3 feet long, upon which flowers of good size are well arranged; color soft lavender-pink, almost a tinted white. 10c each. \$5.00 per 100.

773. AUGUSTA—Lovely pure white with blue anthers. Strong, straight spike often having two or three branches. 5c each. \$3.50 per 100.

774. MADAM MONNERET—Delicate rose; late bloomer. First size 5c each. \$3.00 per 100.

775. PRINCEPS—The flowers are 5 to 6 inches broad, the petals are very wide and rounded, well reflexed, forming an almost circular flower. The color is brilliant scarlet crimson, carrying mostly three broad white blotches on the lower petals.



YELLOW DUKE

THE POTATO IS ALL EYES, SON, BUT IT SEES NOTHING; THE CABBAGE IS ALL HEAD, BUT IT DOESN'T THINK.

GLADIOLUS—Continued

Spikes three feet in height produce twelve to fifteen flowers, opening in succession, thus forming continuous bloom for about two weeks. Bulbs each 15c, dozen \$1.65 prepaid.

776. MRS. FRANCIS KING—Is a strong grower, vigorous and healthy. The color brilliant flamingo-pink blazed with vermilion-red; is most attractive both in daylight and under artificial light. Its effective flower spike with a good line of reserve buds continually opening and with flowers about 4½ inches across and five to six flowers well spread out on the spike at the same time, gives for vases, in dining rooms, parlor decorations, etc., an effect not produced by any other Gladiolus. Bulbs each 7c; \$4.00 per hundred.

777. RAINBOW MIXTURE—of Gladioli contains a number of the new varieties, as well as all of the best well known sorts. Bulbs 5c each, \$3.00 per 100.

778. WHITE AND LIGHT SHADES—A splendid mixture. 3c each. \$1.50 per 100.

779. PINK AND ROSE SHADES—Choice selection of pink and rose shades. 3c each. \$1.50 per 100.

780. STRIPED AND VARIEGATED—Desirable for bedding. 3c each. \$2.00 per 100.



AMERICA

**The Newest Type of Gladioli
With Ruffled Petals**

781—GLORY—The broadly expanded, wide open flowers, paired by twos, all face in the same direction and they are carried on straight stout stalks, fully 3½ feet. From three to eight of these handsome flowers are open at one time. Each petal is exquisitely ruffled and fluted. The color is a delicate cream pink with the most attractive crimson stripe in the center of each lower petal, the shade of which is unique. The ruffling of the petals in this new strain has attracted much attention. It is claimed, by the grower who worked out this type that later on he will have a wide range of colors in this class. Bulbs 15c each; \$13.50 per hundred.

Order for 10 bulbs or more, may be figured at the 100 rate.

HARDY CLIMBING VINES

782. BOSTON IVY—(Ampelopsis Veitchii) —Its glossy, ivy leaves overlap each other, and its long, delicate, young shoots stretch up the walls with very rapid growth. The tendrils at nearly every point cling firmly to the smoothest surface of rock or wood. The glossy leaves assume in the autumn the most beautiful tints of scarlet crimson 2 year roots 25c each, 3 for 65c postpaid.

783. VIRGINIA CREEPER — (Amelopsis Quinquefolia)—Luxuriant in growth with handsome foliage turning to bright crimson in the fall. Very hardy, fine for climbing old tree trunks, walls or fences.—Strong plants, 2 years old, each 25c; dozen \$2.50 purchaser's expense.

784. IPOMOEA-PANDURATA—Rapid growing climber, absolutely hardy thriving in almost any soil. Flowers are abundant, pure white with purple throat. Foliage is luxuriant. First size roots 15c each, dozen \$1.50 at purchaser's expense.

785. KUDZU VINE—(or Jack and the Bean Stalk)—In rich soil will grow 60 feet in one season. Starts into growth slowly. Leaves in shape like Lima Beans. Dark green, texture soft and wooly, fine for porches, arbors, old trees, etc. Small roots each 15c; 3 for 40c, postpaid. Large roots each 25c; 3 for 65c, by express at purchaser's expense.

CLEMATIS

787. JACKMANII—This variety with its strong healthy growth, hardy nature, and deep rich

SOME ONE WANTS TO KNOW WHO INVENTED PIE. PIE WASN'T INVENTED; IT WAS SURMISED.

ROSS BROTHERS

velvety-purple flower, is the most satisfactory of its class. Two year old plants, each 50c; 3 for \$1.25; by express at purchaser's expense.

788. **HENRYI**—Strong grower, flowers always eight-sepaled, 4 to 6 inches in diameter and pure white; very hardy. Two year old plants each 50c, 3 for \$1.25, by express at purchaser's expense.

789. **JAPANESE CLEMATIS**—(Clematis *Paniculata*)—The finest small flowered Clematis. A rapid grower, quickly covering trellises, arbors, etc. The flowers, are pure white deliciously fragrant and produced in great bunches. It flowers in September, when few other flowers are in bloom. This is the easiest to grow and the most popular of all the small flowered vines. Two year old roots each 30c; 3 for 80c, postpaid.

WISTARIA

790. **SINENSIS**—Long clusters of purple flowers. Two year old plants each 50c by express at purchaser's expense.

791. **ALBA**—Flowers white in drooping clusters Two year old plants each 50c by express at purchaser's expense.

CINNAMON VINE

792. **CINNAMON VINE**—Quick grower with beautiful, glossy heartshaped leaves and sweet scented flowers. Vines will run 25 to 35 feet in one season. Medium size root each 5c; per dozen 50c, post-paid. Extra large roots, each 10c; 3 for 25c.

MADEIRA VINE

793. **MADEIRA**—One of the best and most popular climbers; not for the flower which is insignificant, but for its leaves which are small, dark green and very dense. The vine is of slender growth and will succeed in any location, making best growth however, in a sunny sheltered place. Not hardy and roots should be taken up in the fall. Bulbs each 5c; 3 for 12c; per dozen 40c postpaid. At purchaser's expense 25 for 75c, \$2.50 per 100.

ISMENE CALATHINA

794. **PERUVIAN DAFFODIL**—This curious plant throws up its flower spikes as soon as growth commences and before the leaves appear. Flowers are pure white bearing three or four on a stem and they are very fragrant. Treat bulbs same as Gladioli. Bulbs each 30c; 3 for 50c. Postage 5c per bulb.

HARDY LILIES

798. **AURATUM**—Gold Banded—The most beautiful and popular variety of all the lily family. Should be in every garden. Flowers white, dotted crimson, with a clear golden band running through the center of each petal. Very fragrant. Mammoth size bulbs 9 to 11 inches postpaid 35c each; 3 for \$1.00. At purchaser's expense \$1.75 dozen.

799. **LILIUM HANSONI**—Flowers reddish-orange; 8 to 12 in a cluster; petals thick and durable. A native of Japan and although in price a trifle high—this beautiful lily should have a place in every garden. Under favorable conditions it attains a height of 3 to 4 feet. Each 40c, postpaid; \$3.00 per dozen by express at purchaser's expense.

800. **SPECIOSUM ALBUM**—Pure white, with beautiful recurved petals, very fragrant. Mammoth bulbs 9 to 11 inches. Postpaid 40c each 3 for \$1.10. At purchaser's expense \$3.00 dozen.

801. **SPECIOSUM RUBRUM**—Crimson Banded—We consider this the most satisfactory of the Speciosum class. Once planted in a favorable location it will last for years. Flowers are white with a deep rosy crimson band on each petal with deeper color spots between. They are 5 to 6 inches in diameter. Very fragrant. Mammoth Bulbs 9 to 11 inches. 35c each; 3 for \$1.00 postpaid. at purchaser's expense \$1.75 dozen.


802. **TENUIFOLIUM**—(Siberian Lily)—One of the very hardest lilies; flowers vivid scarlet with petals reflexed. Very showy and free flowering. It is easy of cultivation requiring only a well drained sandy soil. Bulbs each 15c; dozen \$1.50.

803. **TIGRINUM FLORE PLENO**—The well known double Tiger Lily grows from 4 to 6 feet, and bears an immense number of bright orange flowers. Each 12c postpaid. Purchaser's expense \$1.10 dozen.



AURATUM

WHEN YOU PLANT A BED OF FLOWERS CONSIDER THE PLEASING APPEARANCE OF A MASS OF COLOR.



MEXICAN EVERBLOOMING TUBE ROSE

TUBE ROSES

795. ARMSTRONG'S EVER BLOOMING—5c each, 3 bulbs 10c per dozen 30c. Postage extra 10c per dozen. Single bulbs postpaid.

796. DWARF EXCELSIOR PEARL—5 cents each, 3 for 10 cents, 30 cents per dozen. Postage 1 cent per bulb.

796. MEXICAN EVERBLOOMING—These came from the high, table-land of central

Mexico. They have tall, stiff stems, flowers pure-white, single, delightfully fragrant. They withstand all winds and weather save hard frosts. Commence to bloom in May or June farther north (than Texas or Mexico) and are a mass of white until cut down by frosts. They never blight and the smallest bulb blooms the first season, generally sending up 5 to 15 flower stalks. If the stalk is cut when the first flowers open and put in water, the flowers increase in size and whiteness and keep for a week or ten days. Price 10c, each; 60c per dozen, \$3.00 per 100 at purchaser's expense.

Give the home folks that pleasure which is so satisfying and which costs so little money—A bed of beautiful flowers.

Classification of Flowers

To enable one to tell at a glance what flowers are suitable for any position, we have classified the different flowers of which we sell seed, into the following classes.

When any variety is suitable for two uses we have entered it under both lists.

Perennials are separated from Annuals and Biennials are classed with the Perennials. Plants which will do well in a shady location are indicated by (s) after the name, and those that will do well in a partially shaded location are indicated by (ps).

BEDDING PLANTS, PERENNIAL From 1 to 2 Feet High

Achillea	Gaillardia	Verbena
Anemone	Matricaria	Vinca or Madagascar Periwinkle
Carnation	Pentstemon	Viola (s)
Columbine	Salvia	Violet (s)
Daisy, Shasta	Sweet William	Wallflower (ps)

ANNUAL BEDDING PLANTS or Tall Border Plants 1 to 2 Feet

Adonis	Dianthus	Nigella, or Love-in-a-Mist
Ageratum, Tall	Eschscholtzia, or California Poppy	Oenothera or Evening Primrose
Amaranthus	Forget-Me-Not (s)	Pansy (ps)
Aster	Four O'clock	Pentstemon
Balsam	Gaillardia	Petunia
Bartonia Aurea	Godetia (ps)	Poppy
Browallia (s)	Gypsophila (for bouquets)	Phlox
Calendula	Hunnemannia, or Bush Eschscholtzia	Pyrethrum Grandiflorum
Candytuft	Job's Tears	Scabiosa, Dwarf
Celosia	Lobelia	Schizanthus
Centaurea	Marigold	Snaptagon, Dwarf
Chrysanthemum	Mignonettes	Stock, Ten Weeks
Clarkia	Nasturtiums, Dwarf	Viscaria
Collinsia		Zinnia

TALL GROWING SHRUB PLANTS, PERENNIAL For Grouping; from 2½ Feet Up

Aconitum or Monkshood	Digitalis	Poppy, Oriental or Bracteatum
Canterbury Bell (s)	Golden Rod	Platycodon or Wahlenbergia
Chrysanthemum, White and Yellow Marguerite (ps)	Hibiscus	Phlox, Perennial
Columbine	Hollyhock	Snaptagon, Tall (ps)
Delphinium	Larkspur, Formosum	Stokesia, Cornflower Aster
	Lobelia, Cardinalis	Sweet Rocket or Hesperis
	Oenothera, or Evening Primrose	Wallflower (ps)

TALL GROWING PLANTS FOR GROUPING, ANNUAL From 2½ Feet Up

Amaranthus	Cosmos	Rudbeckia
Calliopsis	Kochia Tricophylla	Salpiglossis
Castor Bean or Ricinus	Larkspur	Scabiosa Grandiflora
Cleome Pungens	Nicotiana	Sunflower

LOW EDGING PLANTS, ANNUAL 6 to 12 inches High

Ageratum, Dwarf	Centaurea, Dusty Miller	Mignonette
Alyssum	Dianthus	Nemophila
Brachycome	Feverfew, or Pyrethrum	Pansy (ps)
Candytuft	Gypsophila	Portulaca
Celosia, Dwarf	Lobelia Compacta	

LOW EDGING PLANTS, PERENNIAL 6 to 12 inches High

Calandrinia	Forget-Me-Not (s)	Pyrethrum
Daisy, English	Primula, Vulgaris and P. Polyanthus (s)	Viola (ps)
Edelweiss		

PLANTS FOR ROCKERIES, HANGING BASKETS, OR WINDOW BOXES

Abronja (Rockery)	Kenilworth Ivy (s)	Portulaca (Rockery)
Forget-Me-Not	Lobelia, Trailing	Thunbergia
Ice Plant (Rockery)	Nasturtium	Verbena (ps)

EVERLASTING FLOWERS


Ammobium Alatum	Helichrysum	Xeranthemum
-----------------	-------------	-------------

CLIMBING VINES, ANNUAL 7 to 25 Feet

Balloon Vine-Cardiospermum	Dolichos, or Hyacinth Bean	Mina Lobata
Scarlet Runner Bean	Echinocystis (Wild Cucumber Vine)	Momordica, or Balsam Apple
Calampelis	Gourds, Ornamental	Moonflower
Canary Bird Vine	Ipomoea, all kinds	Morning Glory
Cobea Scandens	Kudzu Vine or Pueraria	Nasturtium, Tall
Cypress Vine		Sweet Peas

CLIMBING VINES, PERENNIAL 7 to 25 Feet

Adlumia Cirrhosa, or Mountain Fringe	Aristolochia Siphon, Dutchman's Pipe	Humulus or Japanese Hop
Boston Ivy-Ampelopsis Veitchii	lematis	Passion Vine
		Virginia Creeper



RAFFIA

Raffia is the name given to a long-leaved plant found on the Island of Madagascar. The outer skin of the leaves is stripped off by the natives and tied in long hanks or braids, after which it is packed in bales ready for shipment. As a weaving material it is ideal, combining, as it does, softness and flexibility with great strength. The strands average three feet in length; this gives it a decided advantage over splints and grasses.

The following prices are at Wichita, if wanted by *parcel post*, please include postage. Parcels weighing four ounces or less are mailable at the rate of one cent for each ounce or fraction of an ounce, regardless of distance. Parcels weighing more than four ounces are mailable at the zone pound rates. A fraction of a pound being considered a full pound.

We can supply Raffia in the following colors: Natural, Black, Dark Blue, Purple, Bright Green, Red, Canary-yellow.

	Bunch	¼ lb.	lb.	5 lbs.
Natural10	.15	.30	\$1 25
Colors.....	.10	.15	.60	

Samples sent upon application.

If to go by parcel post, include postage in remittance.

Since the recent awakening to the importance of basketry, Rattan has been brought into marked prominence. The illustration shows the different sizes we carry in stock, which have been reduced to one-half size in electro. Reeds in natural color only.

	Bunch	¼ lb.	lb.
No. 0.....	.10	.30	\$1 00
No. 1.....	.10	.30	1 00
No. 2.....	.10	.25	90
No. 3.....	.10	.25	85
No. 4.....	.10	.20	75
No. 5.....	.10	.18	65
No. 6.....	.10	.15	55
Winding Reed (flat).....	.10	.15	55

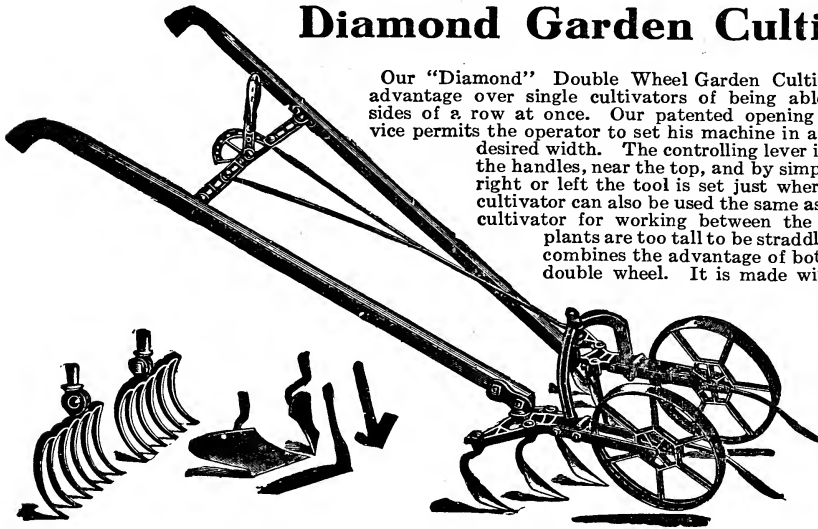
Postage extra at parcel post zone rate.

BASKET BOOKS, illustrated, postpaid 25c each.

NEEDLES for Raffia Work, 6 for 5c; 10c per packet postpaid.

GARDEN IMPLEMENTS

Diamond Garden Cultivators



Our "Diamond" Double Wheel Garden Cultivators have the advantage over single cultivators of being able to work both sides of a row at once. Our patented opening and closing device permits the operator to set his machine in an instant to any desired width. The controlling lever is placed between the handles, near the top, and by simply moving to the right or left the tool is set just where wanted. This cultivator can also be used the same as the single wheel cultivator for working between the rows where the plants are too tall to be straddled, and therefore combines the advantage of both the single and double wheel. It is made with six reversible

points, with hoeing attachment or weed cutters, right and left hand plows and leaf guards or vine lifters. In working both sides of the row the guards are on the inside of the wheels, but can be changed to the outside when working between rows.

Double Wheel Cultivator —W. & B. Mfg. Co.

The handles can easily be adjusted by simply loosening one bolt. With the proper attachments it can be used for hilling, furrowing or covering. It is made of first-class material, and is the most perfect tool of its kind on the market. Price \$4.50. Rakes extra 35c.

DIAMOND GARDEN CULTIVATOR—Our "Diamond" Single Wheel Garden Cultivator has an entirely new arrangement of frame, which is neat, strong and compact. This cultivator is equipped with five reversible points, hoeing attachment or weed cutters, rakes, and right and left hand plows. The hoeing attachments or weed cutters, can be arranged to hoe in or out, or to and from plants, and can be set at any angle the operator may desire. In using this tool as a cultivator, one or more teeth may be used as the different work may require. Price \$3.75. Rakes extra 35c.

Western Garden Seed Drill

The Western is different from most drills of its class, being similar to a one-horse corn drill, but reduced in size to suit garden seeds, and so it can be operated by hand. Price \$6.50




THE WHITMAN
& BARNES MFG
COMPANY

Weights 45 Pounds

The Cyclone Seed Sower



It is the greatest labor and seed saving invention of the age. The working principles are a novelty of simplicity, the results of more than twenty-five years of careful study. It is so simple in construction and perfect in operation that even a boy can operate it. It will sow Alfalfa, Timothy, Wheat, Oats, Rye, Buckwheat, Hungarian, Red-top, Turnip, Millet, Kafir, Cane, Cotton, and all other grama and Seeds perfectly even, any desired amount per acre, and from thirty to sixty acres a day. Full instructions and directions on every machine. Price \$1.50.



THE CYCLONE JR. SEED SOWER—Embodies all the principal features for even distribution of seeds, as found in our time tested Cyclone Seeders. It is, however, built on slightly different principles. High in Value, Low in Price. Each \$1.25.

Thompson's Wheelbarrow Seeder


For all sections of the country where winds prevail, there is no Grass Seeder that will equal this machine for an even, accurate job of seeding. Any body can use it. The quantity sown per acre can be instantly changed by slipping a pin from one hole to another. It has an index to show the amount of seed the machine sows per acre. This seeder runs very easily, is not complicated, weighs all complete ready for work, 45 to 50 pounds. Seeds can be sown mixed or separate, any quantity per acre desired, 30 to 40 acres per day.

THE NO. 6 SEEDER is made for sowing all small seeds like Alfalfa, Timothy, Millet and Clover.

14-ft. Hopper.....\$8.50
16-ft. Hopper..... 9.00

THE NO. 5 has a double hopper and sows all small seeds like Clover, Timothy, Millet, Alfalfa, also all chaffy seeds like Red Top, Orchard Grass and Clean Blue Grass. Hopper 14-ft long, \$11.00.

Planet Jr. Garden and Farm Implements



Prices f. o. b. Wichita.

No. 4 Planet Jr. Combined Hill and Drill Seeder, Wheel Hoe, Cultivator and Plow.

No. 8 Planet Jr. Horse Hoe and Cultivator—Price with attachments as shown in cut, \$9.00. Packed, weight 82 pounds. Equipment: 4 three inch plates, 1 four inch plate, 2 side hoes; 1 seven inch shovel.

Planet Jr. 12 Tooth Harrow—Cultivator and Pulverizer. Complete (with lever wheel and pulverizer) \$9.00. With lever wheel, \$7.40. Price, plain \$6.20. Packed, weight complete, 73 lbs.

No. 4 Planet Jr.—Combined Hill and Drill Seeder, Wheel Hoe, Cultivator and Plow. Price, complete, \$11.00. As a seeder only, \$9.00. Steel Driving Wheel.

Weight complete, 53 pounds; hopper holds 2 3/4 quarts. Equipment 1 pair of 4 1/2 inch hoes. 3 cultivator teeth. 1 garden plow. 1 leaf guard.


No. 12 Planet Jr. Double Wheel Hoe—Price, with attachments as in cut, \$7.00. Packed weight 32 pounds. 1 pair of 6 inch hoes, 2 pair of hollow steel cultivator teeth, 1 pair of plows, 1 pair of leaf lifters.

PLANET JR. GENERAL CATALOGUE WILL BE MAILED IF WANTED.

STEEL GARDEN TROWELS


A steel garden trowel is a necessity, and one should be in every home. This tool is inexpensive and will last for years. Style H is very desirable for making holes in which to reset plants. The other styles have a wider blade and are very useful in the garden and among flowers.

STYLE B—Wood Handle.—5¼ in. Steel Blade—weighs complete 6¼ oz. Each 20c, postpaid. 25c.



STYLE C—Malleable Socket Hard-Wood Handle—5¼ in. Steel Blade—weighs complete 6½ oz. Each 15c, postpaid 20c.

STYLE D—Hardwood Handle—6 in. Steel Blade—weighs complete 4½ oz. Each 10c, postpaid 15c.



STYLE E—Hardwood Handle—6 in. Steel Blade—15 Gauge, .40 to .50 Carbon Shovel Steel. Weighs Each complete, 8½ oz. 25c, postpaid 30c.



STYLE H—Hardwood Handle—5 in. Steel Blade—16 Gauge Shovel Stock. Weighs complete, 4½ oz. Each 25c, postpaid, 30c.


The Pastime Weeder



It is merely pastime using this tool to eradicate weeds and dandelions from the lawn. The handle is 4 feet long. 25c each at Wichita. Weighs about 2 pounds. Can ship by express at purchaser's expense.


Sprayers

THE MIDGET—A small tin sprayer, suitable for use around the house. Price 25c, each at purchaser's expense of transportation.



THE MISTY—A tin sprayer of larger size and capacity than the Midget. Useful around dairy barns and for spraying hen houses and disinfecting. Price 50c each at purchaser's expense of transportation.

THE RAPID — A Galvanized Sprayer of larger capacity than the Misty. Price 65c each at purchaser's expense of transportation.



The Century Barrel Sprayer



Fig. 645. The Century Sprayer

Fig. 645—The Century is the best all-round Barrel Sprayer on the market; it is strong and durable and with proper care will last for years. The pump is only 44 inches high, having the large air chamber located principally within the barrel, leaving no projection to catch in the branches. The Cylinder is submerged in the liquid and is constantly primed.

A special mechanical agitator is provided. The Century No. 2, is made with 2½ inch cylinder, length of stroke 4½ inches. All working parts are brass and the Century is provided with special packing. Shipping weight, pump only, boxed about 75 pounds.

Fig. 645, Outfit A, with 12½ feet section of ½ inch hose and Demorel nozzle, with pole connection, \$13.50, barrel not included.

Fig. 550—The Simplex is a very easy working pump, which may be used on the side or end of the barrel. A large air chamber insures a constant stream while the mechanical agitator keeps the liquid thoroughly stirred up. All working parts of the pump coming in contact with the liquid are brass. Shipping weight, pump only, crated about 60 pounds.

Fig. 550, Outfit A, with 12½ feet section of ½ inch hose and Demorel nozzle and pole connection, \$10.50, barrel not included.

SUCCESS BUCKET BRASS SPRAY PUMP—With 3 feet of hose and nozzle, \$4.00.

Deming catalog will be mailed if you want it. We sell Deming Power Outfits

The Standard Spray Pump



The Standard Spray Pump is in reality simply a very carefully designed and accurately made "Squirt-Gun," provided with a proper outfit of nozzles.

Its plan of operation is slightly different from other types of spraying apparatus, since the hose is used on the suction end instead of the discharge end. This makes it possible to use the pump with a bucket, barrel, tank or knapsack, depending upon the number of trees or the kind of spraying to be done.

For bucket use a 3½ foot length of hose is supplied. To use it with barrel or tank for a large orchard, a longer hose up to 25 or 30 feet is desirable.

For spraying young or scattered trees or truck crops such as potatoes, tobacco, etc., the knapsack and short extension are used. With these attachments, the Standard will spray potatoes one row at a time at the rate of an acre an hour or better.

The Standard is provided with a set of three nozzles. The illustrations show the different kinds of spray produced by different combinations of these nozzles.


WHAT THE STANDARD WILL DO

- Spray orchards large or small.
- Spray vineyards and bushes.
- Spray potatoes and all truck crops.
- Spray whitewash.
- Spray cattle dip and disinfectants.
- Spray the tallest fruit tree FROM THE GROUND.

Saves OVER HALF THE TIME and does its work thoroughly.

THE STANDARD IS MADE ENTIRELY

OF BRASS. NO LEATHER PACKINGS, NO IRON CASTINGS TO RUST OR DECAY. NOTHING TO GET OUT OF ORDER.



PRICE LIST.

The Standard with 3½ feet hose and full set nozzles.....	ea	\$4 00
Knapsack attachments.....	ea	2 50
Extensions, 19 inches long.....	ea	75
Extra hose, per foot.....		15
No. 3, or mist nozzle.....	ea	50



SPRAYING

A half bushel of unsprayed apples (123 apples,) and half bushel, same variety of sprayed apples (58 apples), both from the same orchard. Proof of the value of spraying in general and of **DEMING SPRAYERS** in particular.

The above illustration will show you the difference between sprayed and unsprayed fruits. Many apple buyers will not purchase apples from an unsprayed orchard.

Spraying is a recognized part of fruit growing and gardening and the more frequently it is done the more profitable the crops produced.

A great many orchards are infested with San Jose Scale, which if permitted to remain on the trees, will increase very rapidly in one year and within a two-year period will destroy many of the trees unless proper spraying is done to control the scale.

It is not difficult to destroy San Jose Scale if one will carefully spray the trees with Lime Sulphur Solution.

If the trees are badly affected, it is possible that it will be necessary to spray in the fall after the leaves have fallen from the trees and again spray the second time in the spring before the leaf buds open.

It is not safe to spray with Lime Sulphur Solution after the trees have grown leaves in the spring, because sometimes the leaves will be badly burned, thus impairing the growth of leaves and fruit.

Do not delay placing order for **LIME-SULPHUR SOLUTION** for SCALE. The demand next spring is going to be very large. Orders placed early will be certain of receiving attention and prompt shipment.

Lime Sulphur Solution

Lime-Sulphur Solution is effective in destroying San Jose Scale by reason of its caustic properties. Use one gallon Lime Sulphur Solution, seven to nine gallons of water for spraying trees while dormant.

For San Jose Scale spray every part of the trunk and branches after the leaves are off in the fall and the tree is dormant. Using one part Lime-Sulphur Solution to eight parts of water. Then again in the spring before the leaf-buds open. It will be profitable to make two sprayings for scale if you can spare the time. With proper spraying your trees will be clean and you will secure larger, cleaner and more perfect fruit.

Prices: Gallon 50c, 5-gallon cans \$1.75. Barrels containing about 50 gallons \$10.00 each.

Arsenate of Lead

Arsenate of Lead mixes easily with water and remains well in suspension. Is a neutral insecticide. It destroys all leaf-insects, will not be washed off by rains, and will not burn the most delicate foliage. The ingredients of Arsenate of Lead are properly distributed and scientifically correct, therefore, the purchaser can use this product with a feeling of security.

DIRECTIONS—Mix with a small quantity of water, the required amount of lead paste, and pour into spray tank keeping well stirred. Three (3) pounds Arsenate of Lead-paste to 50 gallons of water should be effective for the destruction of most insects, and should be repeated when spraying is directed against a number of pests. If the consumer is spraying against Grown Canker Worm, which requires a stronger solution, from 5 to 6 pounds of Arsenate of Lead-Paste to 50 gallons of water may be used.

PRICES

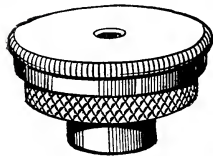
1 pound glass jars.....	\$ 25	50 pound pails.....	\$ 5 50
5 pound pails.....	90	100 pound keg.....	10 00
12½ pound pails.....	1 75	400 pound Barrel (per 100 pounds).....	9 00
25 pound pails.....	3 00	600 pound Barrel (per 100 pounds).....	8 50

POISON—Arsenate of Lead is an arsenical poison when taken internally.

ANTIDOTE—Give promptly any emetic; warm salty water or mustard, and large doses of castor oil.

Will quote prices on **PARIS GREEN** upon receipt of inquiry.

Spray Nozzles




Scotch Mist
Nozzle

Vermorel Nozzle.....	Each	\$1 00
Demorel ".....		75
Simplex ".....		75
Simplex Angle ".....		75
Bordeaux ".....		1 00
Eureka ".....		75
No. 1 "Scotch Mist" tree sprayer nozzle.....		1 25
High Pressure ½ inch hose, per foot.....		19
10 foot Bamboo, Brass lined extension poles, each.....		3 00



Egg Boxes



The Eyrie

A box that is self-locking, cannot be tampered with, impossible to pilfer after it is filled. Placing the handle in socket locks the box. You can stand on it after locked without damage to contents.

The Anderson

Constructed on same general principles as Eyrie, but seals instead of self-locking.

		PRICE	
	Each	Per Doz	
EYRIE			
No. 1, 15-egg sizes.....	\$ 25	\$1 80	
No. 2, 30-egg size.....	35	2 70	
ANDERSON			
No. 3, 15-egg size.....	\$ 20	\$1 50	
No. 4, 30-egg size.....	30	2 60	
No. 5, 50-egg size.....	40	3 70	

The Sefton Live Chick Box

Is shipped to you folded flat and very easily set up. Made from Corrugated Paper throughout. It is lighter and much more convenient than wooden boxes and in some instances the amount saved in Express Charges alone will pay for the box.

	Price	Weight
	per Doz.	per doz.
25 Chicks, size 12x 6x5.....	\$1 70	6½ lbs.
50 Chicks, size 12x12x5.....	2 30	14 lbs.
100 Chicks, size 24x12x5.....	3 90	22 lbs.

SPECIAL NOTICE—These boxes are all packed complete in lots of One Dozen. An extra charge of 25c will be made if orders necessitate rebundling. Samples 35c each postpaid. Prices f. o. b. Wichita.


SPECIAL PARCEL POST CARTOONS, ASK FOR PRICES.!

Leg Bands



CHAMPION

CHAMPION LEG BANDS
—Aluminum—Prices, postpaid. 12 for 15c, 25 for 25c, 50 for 45c, 100 for 75c.



Convenient
No. 10, Leghorn

—This is the newest Leg band on the market and the name is well applied because it is a very convenient band to use. In ordering use following table of sizes. No. 3, Asiatic Males and small Turkeys. No. 4, American Males, large Asiatic Females. No. 6, Asiatic Females, Minorca Males, etc. No. 7 American Females and Leghorn Males and Mediterranean Females.

Prices, postpaid 12 for 25c, 30 for 45c, 60 for 75c, 100 for \$1.00.

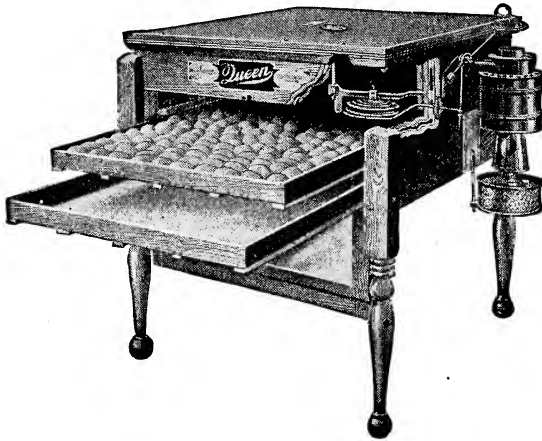
CLIMAX LEG BANDS—This is the original wire band, with aluminum tag. They are numbered 1 to 100. Not more than 3 numbers or letters can be stamped on each tag. They are not made in pigeon sizes. Prices prepaid by mail or express. 12 for 15c, 25 for 25c, 50 for 40c, 100 for 75c. Use following table of sizes.

Table of Sizes	Description
No. 1	For Bantams and small Mediterraneans.
No. 2	Mediterranean Females.
No. 3	Mediterranean Males, American Females.
No. 4	Large American Females, small American Males and Asiatic Females.
No. 5	American Males, Asiatic Females, small Asiatic Males, Turkeys.
No. 6	Asiatic Males and Tom Turkeys.

DOUBLE CLINCH LEG BANDS—Is a popular band, which is provided with a strong and secure fastener. It is made in both poultry and pigeon sizes—in aluminum only. Prices by prepaid mail or express. 12 for 15c, 25 for 25c, 50 for 40c, 100 for 75c. Use above table of sizes.

SEAMLESS PIGEON BANDS—Are made of pure aluminum. Made in three sizes—Nos. 1, 2, 3 Prices postpaid. 12 for 30c, 25 for 50c, 50 for \$1.00, 100 for \$1.50.

Queen Incubators



QUEEN INCUBATOR

The results secured from Queen Incubators and Brooders have proven satisfactory to everyone.

In most Incubators equipped with wafer thermostats the wafer holder or bracket is attached to the side of the incubator and the wafer is held in one position only, and when taking the tray of eggs from such machine, it often happens that some of the shells of the larger eggs are cracked because they strike wafer holder. This trouble is avoided in the Queen Incubator. Because the wafer holder in the QUEEN can be adjusted—raised or lowered as the operator of the machine desires—to accommodate different size or kind of eggs.

Much less oil is required for the lamp in operating the QUEEN Incubator because the heater jacket protects the heater from cool air, making it possible for the water to heat quicker and maintain the heat longer. The heater jacket is so constructed that the heat from the lamp is used twice

PRICES

No. 1, Queen, 70 egg.....	\$10 00	No. 3, Queen, 180 egg.....	15 00
No. 2, Queen, 130 egg.....	12 00	No. 4, Queen, 240 egg.....	18 00
	No. 5, Queen, 360 egg.....		23 50

Delivered to your station in Kansas, Missouri, Iowa or Nebraska at above prices. Add 50 cents for Oklahoma and Arkansas; \$1 for Texas and \$1.50 for New Mexico points.

Queen Brooders

Lamp Heated



QUEEN BROODERS

QUEEN Outdoor Brooders are built to work outside without housing of any kind. Work successfully in zero weather in spite of wind, rain, sleet or snow.

QUEEN Brooders like QUEEN Incubators are shipped complete with all fixtures required to put your machine in operation.

PRICES

No. 7, 100-chick, indoor.....	\$ 6 85
No. 8, 150-chick, indoor.....	7 75
No. 9, 200-chick, indoor.....	8 50
No. 10, 100-chick, outdoor.....	10 50
No. 11, 150-chick, outdoor.....	12 25
No. 12, 200-chick, outdoor.....	14 00

FIRELESS BROODER

THE LATEST IMPROVEMENT

These brooders are all hot-water heated, but no lamp is used

The QUEEN Outdoor Fireless Brooder is storm and rat proof.


The QUEEN Indoor Fireless Brooder is provided with the warm hover place only. It can be used in winter as well as in summer as long as it is under cover.

No. 26, 50-chick, Fireless Indoor.....	\$ 3 50	No. 30, 100-chick, Fireless Outdoor.....	\$ 9 45
No. 27, 100-chick, Fireless Indoor.....	4 20	No. 31, 150-chick, Fireless Outdoor.....	11 55
No. 28, 150-chick, Fireless Indoor.....	4 90	No. 32, 200-chick, Fireless Outdoor.....	13 65
No. 29, 200-chick, Fireless Indoor.....	5 60		

These prices are delivered at any railroad station in Kansas. For Oklahoma add 50c to price of each machine. For Texas add 75c to price of each machine. New Mexico, \$1.00 each.

The regular QUEEN catalog tells about QUEEN Incubators and Brooders. Shall be glad to mail same to you.

Standard Cyphers Incubators



STANDARD
CYPHERS INCUBATOR.
Fire Proofed.—Insurable.

What "Standard" means. Cyphers Incubator Company turns out the best goods it knows how to produce. While its incubators are beautiful in design and finish, at the same time not a penny is wasted on fancy trimmings or on useless, complicated contrivances. Goods that are *exactly adapted to the work* is our chief object, but no critic can place his hand anywhere on a Standard Cyphers Incubator and Brooder and truthfully say, "This is inadequate; this is cheaply built." In other words, every cent is spent on these goods that is believed necessary, *but not a penny more*. The result is that capacity, quality of materials and workmanship considered the Standard Cyphers Incubators are *sold at low prices*, and the purchaser gets full value and gets what he wants—a practical, trust-worthy incubator and one that will last.

PRICES

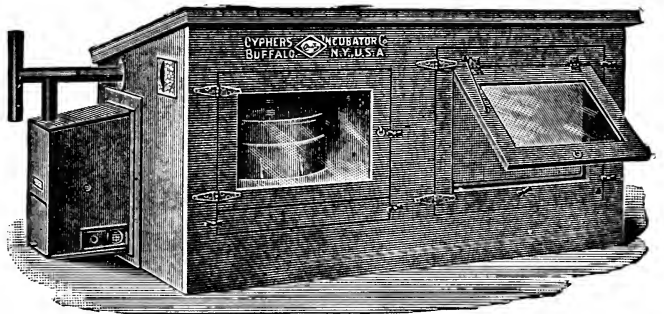
No. 0, 70 hen egg, 55 duck egg.....	\$15 00	No. 2, 244 hen egg, 200 duck egg.....	\$32 00
No. 1, 144 hen egg, 112 duck egg.....	22 00	No. 3, 390 hen egg, 300 duck egg.....	38 00

For further information ask for Cyphers catalog.

Cyphers Brooders

Cyphers Adaptable Hover & Standard Fire-Proof Brooder Heater

As the name indicates, this efficient device is "adaptable" for use anywhere that chicks can be housed with safety, and it will do its work under widely varying conditions. It is constructed *entirely of non-combustible material*.



Cyphers Style B Outdoor Brooder

The Adaptable Hover is especially recommended for use in continuous brooding houses, containing pens or chick runways side by side. It may also be used separately to excellent advantage as a brooding device in colony coops, in portable houses and in home-made brooders, such as goods boxes, piano boxes or organ cases, and can be adapted to other makes of brooders provided they are 26 inches high and of fairly large dimensions otherwise.

Cyphers Outdoors Brooders


CYPHERS STYLE B OUTDOOR BROODER—This is the most popular "foster mother" made and sold in any country at any price. It is equipped with a Standard Cyphers Fire-Proof Adaptable Hover The apartment under the Hover is the warmest at all times when the brooder is in operation, the apartment in which the Hover is located is next warmest, then there is the cool exercising room, with large glass window and double door in which the chicks obtain the necessary exercise in stormy weather and become gradually hardened before they are allowed freedom out of doors during the cold days of early spring. This brooder is well lighted and durably built. The floor is in one piece, and the floors of the hover and exercising apartments are on the same level, avoiding the use of steps or inclined runways for the chicks to climb. All of these special features combine to make this the most popular type of brooder.

PRICES

Cyphers Adaptable Hover.....	\$ 8 50	Cyphers Style B Outdoor Brooder.....	\$16 50
Cyphers Style A Outdoor brooder.....	12 50	Cyphers Style C Outdoor Brooder.....	18 50

We do not give description of Style A and Style C Outdoor Brooders but will be glad to mail Cyphers catalog upon receipt of your inquiry for same.

The Cycle Hatcher



The Cycle Hatcher

The Cycle Hatcher is designed to take the place of the hen, and to carry out the development of embryo chick in the egg to a living, healthy bird by a device approaching near to the stage of perfection in construction operation, and control of the moisture. The supply of heat in the Cycle Hatcher comes from the center and is radiated in all directions like the rays of the sun, carrying with it an abundant supply of fresh, heated air that is required to travel only six inches to reach every egg in the extreme portions of the nest. The heat is governed by the double wafer regulator that is placed so close to the eggs that it is sensitive to the natural heat of the growing embryo chick in the eggs as well as the supplied heat from the lamp.

The Cycle Hatcher is too simple in construction to require a long description and the picture of the complete machine and nest show practically all there is to it.

The nest, heater, lamp, thermometer and the automatic appliance to release the surplus heat, make a complete hatcher that can be operated

by any child that can properly care for a lamp—the essential part in the operation of a Cycle Hatcher.

The Cycle Brooder Hatcher

The Cycle Hatcher is made in two styles; one style is simply to hatch the eggs—the other to do the double duty of hatching and brooding. Both styles of hatchers are fire-proof; they are so constructed that it will never cause heat, thus eliminating the danger from fire.

Unlike other machines for hatching eggs and brooding chickens, the lamp is let down from the top of the machine, making it unnecessary to stoop every time you have occasion to handle the lamp.


It is the machine that has made it possible to get such large returns from a few hens in the Philo System plant.

PRICES

Cycle Hatchers, 50 eggs.....	\$ 6 50	Galv. Iron Brooders, medium.....	\$ 2 25
Cycle Brooder Hatchers, 50 eggs.....	8 50	Galv. Iron Brooders, large.....	2 75
Galv. Iron brooders, small.....	1 75	Educator Brooders.....	5 50

Prices f. o. b. Wichita.

The International Sanitary Hover Can Be Used Anywhere



It is especially suitable for use in colony brooders; but it can be used with equally good results in a hen house, tent, barn, stable, piano box, or even a dry goods box. It can be picked up and carried around with ease.

The International Sanitary Hover provides 540 sq. inches of hovering space—200 sq. inches more than any other hover.


Sanitary Hovers are as practical for the small back-yard poultry raiser as for large poultry plants. They are warmest at the curtain—usable anywhere—ready for business wherever placed. All that is necessary is to place the hover in the colony house and light the lamp. And the easiest way to set it up is to set it down. No crowding or smothering of chicks—no kneeling in mud or dust to get at the lamp—no cutting of holes or building of platforms.

This hover is constructed of heavy galvanized iron and is always sanitary, for no mites or other vermin can collect around it as there are no cracks or crevices for them to find shelter. It can be easily cleaned and sprayed when necessary and will last a life time, and give perfect brooding service every day of that time. It is only necessary to lift the thermometer to ascertain the temperature under the hover. Many of our customers tell us that they raised 94, 96, 98, and some even 100 per cent. of the baby chicks put under the hover. One customer says, "It has the old hen beaten a mile." But while the hover has been built on the principle of the mother hen heat, it has many advantages that the old hen does not have.

Write for illustrated booklet or call and examine the hovers. We shall be pleased to show them to you. Price, complete, \$8.50 each, f. o. b. Wichita.

WICHITA, KANSAS

The "All-Rite" Sanitary Fountain and Feeder AUTOMATIC FEEDER AND FOUNTAIN



Clean, pure water is life to the chicks. Foul, dirty and stale water is sure death. Which are your chicks getting? Which would you rather have them drink?

The "All-Rite" is hung up out of the dirt and litter. Chicks cannot possibly foul it. They cannot get into it to get wet, they cannot get any dirt into it.

It feeds water, grit, grain, mixed chick feed, etc. It is easy to fill; simply snap out the bottom pan, fill the jar, snap the pan on again and invert. There is no need of removing the jar from the wire holder. It is strong and substantially made and folds up compactly for shipment.

Made with wire holder for any size Mason fruit jars.

A two-quart fountain holds sufficient water, grit, or grain for twelve or fifteen hens.

Increase your profit by saving the chicks.


Two size of pans; one for chicks, the other for grown fowls. Price chick size, 15c each, 2 for 25c, postage extra 7c each. Weight 3 lbs. per dozen. Hen size: 20c each 2 for 35c; postage extra 8c each. Weight 4 pounds per dozen. We do not include jars with the "All-Rite" Fountain and Feeder.

dozen. Hen size: 20c each 2 for 35c; postage extra 8c each. Weight 4 pounds per dozen. We do not include jars with the "All-Rite" Fountain and Feeder.

Egg Carriers and Live Chick Boxes



SAFE-EG-PAK



LIVE CHICK BOX

LIVE CHICK BOXES—The down to date live chick box. It is so constructed that drafts of air do not come in direct contact with the chicks, still it affords a complete circulation of air. These boxes are strongly built and can be returned several times for shipping chicks.

PRICES

	Each	Per Doz		Each	Per Doz
25 Chick size.....	\$0 35	\$3 00	100 Chick size.....	\$0 75	\$7 00
50 Chick size.....	45	4 00			

SAFE-EG-PAK—Press the eggs gently into the double-cushioned compartments. slide in the cover, seal and ship. A real time saver that absolutely protects the settings against breakage. Made in 15 and 30 egg sizes.

PRICES

	Each	Per Doz		Each	Per Doz
15 egg size.....	\$0 35	\$3 00	30 egg size.....	\$0 45	\$4 50

FARMERS MODERN EGG CRATE—A safe carrier for fresh eggs. One handling from nest to customer. Each dozen can be put in and taken out without disturbing the others. The crate is made of strong, light white wood, with solid sides, top and bottom, and slat back. The carriers are tough jute with wooden reinforced rim and metal corners. Slide into the crate on wire slides and fit in such a way that there is an air cushion all around to protect the eggs from jar. Our Star Egg Tray covers the carriers and holds the eggs firmly in the carrier. When you wish to empty invert the carrier and the eggs are left in the star egg tray on the table.


PRICES

	Each			Each
4 dozen size.....	\$1 00		8 dozen size.....	\$1 50
6 dozen size.....	1 25		12 dozen size.....	2 00

LOC-KRATE—The returnable crate. One of your greatest problems is shipping eggs without loss by breakage or theft. If it were possible for you to figure up your yearly losses from the old style crate you would be surprised at the waste. The Loc-Krate is theft-proof and breakage-proof. No tampering with eggs in transit—no substitution—and no breakage. Is made to hold either the regular straw-board fillers used in the ordinary 30 dozen commercial crates or 2x6 cartons as you may desire.

30 dozen size only.....	ea \$1 00
-------------------------	-----------

Humphrey Bone Cutter



Humphrey "Open Hopper"
Green Bone Cutter

By feeding green bone, your hens will fill the egg basket regularly in the winter time. The Humphrey "Open Hopper" Green Bone Cutter is the only mill that you don't have to break the bone into small bits in order to get it into the hopper; takes almost any size piece of bone right off the butchers block. Easiest running, strongest and most durable mill on the market. Low cost, large returns on your investment.

PRICES

No. 1	Hand Power.....	\$12 50
No. 2 1/2	Hand and Power.....	15 50
No. 6	Medium Power.....	27 00
No. 3	Direct Power.....	37 00

Humphrey Clover Cutter

Cuts fine, fast and easy. Price, Bench Cutter, \$8.50. Stand Cutter \$10.50.

Humphrey Grit Mortar \$3.75

ASK FOR HUMPHREY DESCRIPTIVE PAMPHLET

The Banner Root Cutter

The Banner Root Cutter, cuts beets, cabbage, mangels and all other roots and vegetables. It cuts fast, fine and is easy running; leaves the feed in fine ribbon-like strips that make choking impossible. The knives are adjustable and made of the very best of steel. An iron grate in bottom of hopper lets dirt and gravel escape before reaching the knives. Price \$5.00 and upward.

Tested Thermometers


The best incubator or brooder is useless unless the thermometer used therein is accurate. Hundreds of hatches in incubators fail because of inferior thermometers. A large number of chickens are killed in brooders owing to defective or worthless thermometers. The thermometers listed herein are manufactured especially for us, and are thoroughly tested and seasoned before they are shipped.

PRICES

- Ross Brothers Incubator Thermometers, 60c each, postpaid 65c.
- Ross Brothers Incubator Thermometers, per doz. by express, \$5.50
- Incubator Thermometers, Certified, \$1.00 each.
- Ross Brothers Brooder Thermometers, 40c each; postpaid 45c.
- Ross Brothers Brooder Thermometers, per doz. by express \$4.25.
- Thermometers for general use, tin frame, 50c each.
- High grade Thermometers for general use, \$1.00 each.
- Hotbed Thermometers \$1.00 each.

Tycos Incubator Hygrometer

A Hygrometer—or moisture gauge—is a good mate for the Thermometer. The thermometer tells the temperature of the egg chamber, the Hygrometer tells the humidity in the egg chamber. The Hygrometer is for incubator users in order to make sure that the moisture in their machines is exactly right. Price \$1.75 each



Pilling Lansdowne Poultry Marker

Look at illustration and see how easy it is to use. Large or small size sent postpaid, 25 cents.

Petty's Perfect Pocket Poultry Punch



All steel. Nickle plated. Punches clean. Hole right size. Will not bruise the foot. Price 25 cents postpaid.



The Pilling Farmers Caponizing Set

Price Complete Set of Instruments in velvet-lined case
\$3.00 per set postpaid

With easy to use directions

Miscellaneous Poultry Supplies

X-Ray Egg Testers, each 25c, by mail 35c.
Double Wafer Thermostats, each 75c, by mail 80c.
Brackets and Complete Regulators, will quote prices upon request.
Lamps complete with Flue and No. 2 burner, each \$1.00 to \$1.50.
Lamps complete with Flue and No. 3 burner, each \$1.25 to \$2.00.
Lamp Burners Sun Hinge No. 2 each 25c to 50c.
Lamp Burners Sun Hinge No. 3, each 50c to 75c.
POSTAGE EXTRA WHEN FORWARDED BY MAIL.
Galvanized Dry Feed Hoppers, 2 compartment, each 75c.
Grit and Shell Boxes, each 50c.
Wall Fountains, 1-gal. size, each 50c.
2-piece Drink Founts, 1-qt. size each 20c; ½-gal. size each 25c; 1-gal. size, each 50c.
Ovinaphol Nest Eggs, each 10c; dozen 90c. Postage extra 5c each.
Porcelain Nest Eggs, each 5c; dozen 40c. Postage extra, 3c each.

Prepared Poultry Foods

ALL CHICKS FOOD ARE ON BOARD CARS AT WICHITA

CYPHERS CHICK FEED—\$2.75 per 100 pound sack; small lots 3½c per pound.
CYPHERS DEVELOPING FEED—\$2.75 per 100 pound sack; small lots 3½c per pound.
CYPHERS SCRATCH FEED—\$2.50 per 100 pound sack; small lots 3c per pound.
MASH POULTRY FOOD—Ask for price.
OTTO WEISS CHICK FEED—\$2.25 per 100 pound sack; small lots 3c per pound.
OTTO WEISS HEN FEED—\$2.00 per 100 pounds; small lots 2½c per pound.
POULTRY MUSTARD—1½ pound 35c; 3 pounds 60c; 5 pounds \$1.00, postage extra.

The prices of Chick and Poultry Feeds Fluctuate, therefore we are able to quote only subject to market changes.

Poultry Grits and Feeds


We carry in stock a very complete line and will appreciate your orders.
CHARCOAL—50 pound sacks, each \$1.25.
CRUSHED OYSTER SHELLS, \$1.00 per 100 pound sack, per pound 2c.
MICA CRYSTAL GRIT, \$1.25 per 100 pound sack, per pound 5c.
FINE GROUND BONE, \$2.75 per 100 pound sack, per pound 5c.
COARSE GROUND BONE, \$2.75 per 100 pound sack, per pound 5c.
BLOOD MEAL, \$4.50 per 100 pounds drum, per pound 5c.
MEAT MEAL, \$3.75 per 100 pound sack, per pound 5c.
BEEF SCRAPS—\$4.00 per 100 pound sack, per pound 5c.
HEMP SEED, per pound 10c, 3 pounds for 25c.
CANARY SEED, per pound 10c, 3 pounds for 25c.
RAPE SEED, per pound 10c, 3 pounds for 25c.
SUNFLOWER SEED, per pound 10c, 3 pounds for 25c.

LINSEED OIL CAKE MEAL—Keeps animals in healthy condition and greatly aids the assimilation of grain, thereby increasing the percentage of gain in fattening cattle and hogs for market. It is splendid for feeding calves and pigs when fed with skimmed milk. Gives horses a glossy coat and improves their health. 100 pounds sack \$2.00; per pound 3c.

Conkey's Poultry Remedies



Don't
Worry!
Conkey
Will Cure
Me.



		Postpaid
Roup Remedy.....	\$ 25	\$ 30
Roup Remedy.....	50	55
Roup Remedy.....	1 00	1 05
Bronchitis Remedy.....	50	55
Cholera Remedy.....	25	30
Cholera Remedy.....	50	55
Gape Remedy.....	50	55
Chicken Pox Remedy.....	50	55
Limber Neck Remedy.....	50	55
Scaly Leg Remedy.....	50	55
Rheumatic Remedy.....	50	55
Healing Salve.....	25	30
Healing Salve.....	50	55
Poultry Laxative.....	25	30
Poultry Tonic.....	25	30
Sulphur Candles (3).....	25	
Sulphur Candles (12).....	1 00	
Head Lice Ointment.....	25	
Lice Powder.....	25	
Lice Powder.....	50	
Lice Powder.....	1 00	
Lice Liquid.....	35	
Lice Liquid.....	60	
Lice Liquid.....	1 00	
Laying Tonic.....	25	
Laying Tonic.....	50	
Laying Tonic.....	1 00	
Laying Tonic.....	3 00	
Nox-i-cide.....	35	
Nox-i-cide.....	60	
Nox-i-cide.....	90	
Nox-i-cide.....	1 50	
Fly Knocker.....	35	
Fly Knocker.....	60	
Fly Knocker.....	1 00	
Poultry Worm Remedy.....	50	



Not
mail-
able.



Write for book on Poultry, it will be mailed to your address upon receipt of two cent postage stamp.

Pratts Poultry Remedies



Poultry Regulator.....	\$ 25
Poultry Regulator.....	50
Poultry Regulator.....	1 25
Roup Remedy.....	25
Roup Remedy.....	50
Lice Powder.....	25
Lice Powder.....	50
Lice Liquid.....	35
Lice Liquid.....	60
Lice Liquid.....	1 00



Drs. Hess & Clark Poultry Remedies

Poultry Panacea.....	\$ 25	Poultry Panacea.....	\$1 25
Poultry Panacea.....	60	Lice Powder.....	25

International Poultry Remedy


Poultry Regulator.....	\$ 25	Poultry Regulator.....	\$1 00
Poultry Regulator.....	50	Lice Powder.....	25

Smith's Poultry Remedy

Is a medicine, not a food. Keeps poultry in good condition. Prevents roup and colds.	Poultry Remedy.....	\$ 25	Postpaid
	Poultry Remedy.....	50	\$ 30
			55

Bee Supplies

We carry a complete line of Higginsville Hives and Supplies in stock. Will furnish Special Catalog upon request.




Bee Escapes

Honey Plants

CLEOME OR ROCKY MOUNTAIN BEE PLANT—One of the best honey-producing plants. It is perfectly hardy, and after once sown, will usually self sow and increase rapidly. Has an attractive flower in shades of pink and crimson. Bees feed heavily on this. Oz. 20c, ¼ lb. 45c, lb. \$1.25.

SWEET CLOVER—Is a tall plant, growing to the height of 4 to 6 feet, with branches bearing small, white flowers of great fragrance. It may be sown in the spring or fall, 10lbs. will sow an acre. Unhulled seed, lb, 25c. Ask for price on larger quantities.

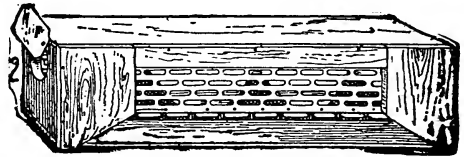
CATNIP—While this is a common herb, it is very much in demand by bee keepers. Oz. 30c, ¼ lb. \$1.00, lb. \$3.00.




Higginsville Hive



Section



Queen and Drone Trap



Shipping Case



Globe Bee Veil


BINGHAM
Original
Direct Draft
CLEAN
Bee Smokers




Pat'd 1878, '82, '92 & 1908



Section Holders



Higginsville Cover



Parker Foundation Fasteners

GARDEN SEEDS

	Page		Page
Asparagus.....	11	Endive.....	20
Beans.....	8-11-12	Kohlrabi.....	16
Beets.....	12-14	Kale.....	24
Broccoli.....	16	Leek.....	30
Brussels Sprouts.....	16	Lettuce.....	9-22-24
Cabbage.....	14-16	Melons, Musk.....	9-10-24-26
Carrots.....	18	Melons, Water.....	9-26-23
Casabas.....	8	Mustard.....	24
Cauliflower.....	18	Nasturtiums.....	24
Celery.....	18	Okra.....	24
Collards.....	16	Onions.....	28-30
Corn Salad.....	20	Parsley.....	30
Corn, Sweet.....	16	Parsnips.....	30
Cucumbers.....	8-20	Peas.....	10-32
Egg Plant.....	20	Peanuts.....	48-49
Peppers.....	34		
Potatoes, Irish.....	44		
Potatoes, Sweet.....	43-44		
Plants, Vegetable.....	-44		
Pumpkins.....	34		
Radishes.....	34-36		
Rhubarb.....	36		
Rotabagas.....	42		
Salsify.....	38		
Spinach.....	38		
Squash.....	10-38-40		
Tomatoes.....	40-42		
Tobacco.....	10		
Turnips.....	42		
Good Things in Vegetables.....	8-9-10		

FLOWER SEEDS

Aconitum.....	65	Chrysanthemums.....	71	Ipomoea (Moonvine).....	76
Adenophora.....	65	Clarkia.....	71	Kudzu Vine.....	76
Adlumia.....	65	Cleome Pungens.....	71	Kochia Tricohylla.....	77
Adonis.....	65	Cabaera.....	72	Larkspur.....	77
Ageratum.....	66	Cockscomb.....	71-72	Lobelia.....	77
Alyssum P.....	66	Coix Lachrymae.....	72	Marigold.....	78
Amaranthus.....	66	Collinsia.....	72	Matricaria (Feverfew).....	78
Ampelopsis.....	66	Cosmos.....	72	Mignonette.....	79
Anemone.....	66	Cypress Vine.....	72	Marvel of Peru.....	79
Antirrhinum Majus.....	66	Datura.....	72	Momordica (Balsam Apple).....	79
Aquilegia.....	67	Delphinium.....	72	Morning Glory.....	79
Arctotis.....	67	Dianthus.....	72-73	Myosotis.....	79
Aristolochia Siphoc.....	67	Digitalis.....	73	Nasturtiums.....	79-80
Asepias Tuberosa.....	67	Dimorphothea Aurantica.....	73	Nicotiana.....	80
Asperula.....	67	Dolichos.....	73	Pansies.....	80-81
Asters.....	63-67-68	Edelweiss.....	73	Petunia.....	81-82
Balloon Vine.....	69	Eschscholtza.....	73	Phlox.....	82
Balsam.....	69	Euphorbia.....	74	Poppies.....	82-83
Baptisia.....	69	Everlastings.....	74	Portulaca.....	83
Bartonia.....	69	Gaillardia.....	74	Primula (Primrose).....	83
Bellis Perennis.....	69	Gentiana.....	75	Pyrethrum.....	83
Brachycome.....	69	Geum.....	75	Ricinus.....	83
Browallia.....	69	Godetia.....	75	Salpiglossis.....	84
Calampelis.....	70	Golden Rod.....	75	Salvia Splendens.....	84
Calandrinia.....	70	Globe Amaranth.....	75	Scabiosa.....	84
Calendula.....	70	Gourds.....	75	Scarlet Runner Bean.....	84
Calliopsis.....	70	Grasses, Ornamental.....	75	Schizanthus.....	84
Campanula.....	70	Gypsophila.....	75	Stocks.....	85
Canary Bird Vine.....	71	Helianthus.....	75	Sweet Peas.....	64-65-85-88
Candytuft.....	71	Heliotrope.....	76	Sweet William.....	88
Carnation.....	71	Hibiscus.....	76	Verbena.....	88
Celosia Plumosa.....	71	Hollyhock.....	76	Viola.....	88
Centaurea.....	71	Humulus.....	76	Wild Cucumber.....	89
				Zinnia.....	89

DORMANT BULBS

Amaryllis.....	89	Clematis.....	93	Ismene Calathina.....	94
Begonias.....	89	Dahlia.....	91-92	Kudzu Vine.....	94
Boston Ivy.....	93	Gladioli.....	92-93	Lily of the Valley.....	92
Caladium.....	90	Hardy Climbing Vines.....	93	Madeira.....	94
Cannas.....	90	Hardy Lilies.....	94	Tube Roses.....	95
Cinnamon Vine.....	94	Ipomoea Pandurata.....	93	Virginia Creeper.....	93
				Wistaria.....	94

FARM SEEDS

Alfalfa.....	45	Clover, Mammoth.....	47	Millet.....	58
Bermuda Grass.....	57	Clover, White.....	47	Oats, Seed.....	58
Blue grass, Kentucky.....	57	Clover, Sweet.....	46	Orchard Grass.....	57
Bromus Inermis.....	57	Corn, Seed.....	10-55-56	Perennial Rye Grass.....	57
Beans, Castor.....	58	Corn on Ear.....	10	Rape, Dwarf Essex.....	54
Barley.....	58	Corn, Pop.....	50	Red Top.....	57
Buckwheat.....	58	Feterita.....	51-52	Rye, Seed.....	58
Broom Corn.....	53-54	Flax.....	58	Sand Vetch.....	54
Canary.....	58	Hemp.....	58	Shallu.....	54
Cane or Sorghum.....	54	Kafir.....	52-53	Speltz or Emmer.....	58
Clover, Alsike.....	47	Meadow Fescue, or English.....	57	Sunflower.....	58
Clover, Red.....	47	Bluegrass.....	57	Timothy.....	57
		Milo.....	49-50-51	Winter Wheat.....	58

TREE SEEDS

Hardy Catalpa.....	57	Honey Locust.....	57	Osage Orange.....	57
Black Locust.....	57	Russian Mulberry.....	57		

MISCELLANEOUS

Garden Implements.....	98-99	Sprayers and Spray Pumps.....	100-101	Bee Supplies.....	111
Seed Sowers.....	99	Spraying Chemicals.....	102	Commercial Fertilizers.....	58
Raffia.....	97	Poultry Supplies.....	103-110		

These Tables are arranged as a Guide to Planting in the latitude of Wichita, and allowances should be made accordingly

JANUARY	FEBRUARY	MARCH	APRIL	MAY
Buy Ross Brothers Seeds and have them ready for use.	Sow in Hotbed: Early Beets Brussel Sprouts Early Cabbage Cauliflower Carrots Kohlrabi Lettuce Parsley Radish Tomato	Sow in Hotbed: Cabbage Celery Cucumber Egg Plant Lettuce Pepper Tomato Sweet Potatoes	Sow in Hotbed: Celery Cucumber Egg Plant Pepper Sweet Potatoes	Sow in Hotbed: Celery
Prepare the Hotbeds and Cold Frames.		In open ground: Asparagus: Beans bush Beets Brussel Sprouts Carrots Collards Cress Kale Kohlrabi Onion Onion Sets Parsley Parsnips Peas, Early Potatoes Radish Rhubarb Spinach Early Turnips Cabbage plants	In open ground: Artichokes Beans Beets Cabbage Carrots Cauliflower Sweet Corn Cress Cucumber Lettuce Leek Muskmelon Watermelon Onion Onion Sets Okra Parsley Parsnips Peas, medium Potatoes Radish Rhubarb Salsify Spinach Summer Squash	In open ground Beans all kinds Broccoli Cabbage Carrots Sweet Corn Cucumber Kale Kohlrabi Melons Okra Onion Peas Radish Salsify Squash Herbs Cabbage plants Pepper plants Celery plants Tomato plants Sweet Potato plants
Sow in Hotbed: Early Cabbage, Cauliflower	In open ground: Kale Mustard Onion Sets Radish Spinach Early Turnips Sweet Peas	Sweet Peas Nasturtiums	Tomato Early Turnips Cabbage Plants Cauliflower plant Sweet Peas Nasturtiums Alfalfa Field Corn Millet Dwarf Essex Rape	Asters Nasturtiums
Ross Brothers Alabama Sweets Water-Melons are almost perfect.	Clovers Grass Seeds Barley Oats Speltz	All Grasses Alfalfa Clovers Barley Oats Speltz		Field Corn Cane Cow Peas Broom Corn Kafir Milo Maize Stock Beets Dwarf Essex Rape
Tom Watson is a good one.	Plant Early Field Corn during month of April so that you will have mature Corn for the hogs in September.			
Robinson's Delicious Gold Lined Rocky Ford is rightly named.				
Try Morse Golden Cream, Golden Bantam and White Mexican Sweet Corn.				

PLANT ROSS BROTHERS SEEDS

JUNE	JULY	AUGUST	SEPTEMBER	OCTOBER
In open ground: Beans Beets Late Cabbage Carrots Sweet Corn Cucumber Endive Kale Lettuce Okra Early Peas Pumpkin Squash Nasturtiums Field Corn Cane Cow Peas Kafir Feterita Millet Milo Maize Broom Corn Stock Beets	In open ground: Beans bush Sweet Corn Corn Salad Cucumber Endive Kohlrabi Lettuce Early Peas Radish Spinach Turnips Early Field Corn Cane Cow Peas Kafir Millet Milo Maize Feterita Broom Corn Dwarf Essex Rape	In open ground: Beans, bush Corn Salad Cucumber Endive Lettuce Early Peas Winter Radish Rutabaga Spinach Turnips Alfalfa Clover Blue Grass Timothy All other Grasses Dwarf Essex Rape Winter Barley Soft Wheat for pasture	In open ground: Corn Salad Cress Kale Lettuce Winter Radish Spinach Rutabaga Turnips Alfalfa Clovers Blue Grass All other Grasses Rye Wheat Winter Barley Fall bulbs in pots for winter blooming.	In open ground: Spinach Winter Onion Sets Rye Wheat Winter Barley Bulbs in pots for winter blooming. In open ground: Bulbs for Spring blooming.
Plow ground for Alfalfa Seeding.	Plow ground for Alfalfa Seeding.			

Ross Brothers Seed House, Wichita, Kansas



ACORN BRAND SEEDS

Ross Brothers
Seed House
Wichita, U.S.A.