

Historic, Archive Document

Do not assume content reflects current scientific knowledge, policies, or practices.

Burpee's Offering

SEEDS, BULBS AND ROOTS FOR SUMMER AND FALL

1918



RUTA BAGA
IMPROVED PURPLE-TOP YELLOW




TURNIP
PURPLE-TOP
STRAP LEAVED

ROOT CROPS

EARLY
LONG SCARLET
SHORT TOP
RADISH



BURPEE'S
COLUMBIA BEET



CARROT
CHANTENAY

W. Atlee Burpee & Co.

Seed Growers Philadelphia

COPYRIGHT 1918 BY
W. ATLEE BURPEE & CO. PHILADELPHIA

CHINESE CABBAGE



CHINESE CABBAGE,
PE-TSAI, OR
CELERY CABBAGE

COPYRIGHT 1918 BY
W. ATLEE BURPEE & CO., PHILADELPHIA

Chinese Cabbage is tender and sweet. It makes an excellent salad. It can be eaten raw like celery or lettuce or cooked like ordinary cabbage.

CHINESE CABBAGE is known also as Pe-Tsai or "Celery" Cabbage. It produces large heads very quickly from seed—and it grows well in any good soil. Chinese Cabbage makes the best heads during the cool fall months, so it is advisable to start the seed about the first of August. We suggest that you plant Chinese Cabbage in your garden after some of your early crops have been cleared off. Seed can be sown in the open ground. It is easy to grow,—and it grows quickly! Chinese Cabbage combines many good qualities of Cabbage, Celery and Lettuce. It makes an ideal vegetable for Fall, and it can be stored for Winter use.

Pkt. 10 cts.; oz. 35 cts.; $\frac{1}{4}$ lb. \$1.00; lb. \$3.50; postpaid.

June 1, 1918.

To Old Friends and Customers:

This little book—BURPEE'S OFFERING—is sent to you as a special aid for your war garden. Everybody knows it is necessary to produce more food this year—the only question is how can we increase the production of food? We hope we may help you solve that question.

The best way to produce more vegetable food is to make your garden work continuously throughout Spring, Summer, and Fall. It is not sufficient to plant seed in the Spring and then rest contented. Your garden should be started in the Spring, then as soon as your early vegetables are off, or even before, you should start succession crops.

If you have not already planted a garden, then by all means start one now! In the North many vegetable seeds can be sown with success even as late as July or August; Chinese Cabbage, for instance, does best when started early in August, and Kale does best when sown in September. In the South, of course, everybody should have a Fall Garden.

We suggest that you plant plenty of vegetables that will keep during the winter months. Root Crops, such as Beets, Carrots, Turnips, Ruta Bagas, Salsify, etc., are all good winter keepers.

While it is necessary to produce more food, still at the same time we should not neglect some of the finer things of life. During times of stress and sorrow we should surround our homes with the influence and delicate beauty of flowers. In case you want to beautify your home, we have listed in this book a few flower seeds and bulbs. Everything here is economical and easy to grow. Wherever necessary we will be glad to send you with your order our free Leaflets and Booklets on culture—they are listed on the order sheet enclosed.

May we co-operate with you to produce more food, and to make this world a better place to live in?

Faithfully yours,

A handwritten signature in cursive script, reading "W. H. Burpee". The signature is written in dark ink and is positioned below the typed name "W. H. Burpee".

Burpee Quality Vegetable Seed

The term Burpee Quality Seeds means that every variety of seeds that are listed and offered by us have been tested and tried at Fordhook Farms and have been found worthy. Burpee



Quality means the best that science can produce and that more than forty years of careful investigation and extensive operation have as a climax only such varieties as are entitled to that mark of distinction, Burpee Quality Seeds. No matter what price you might pay you could not get better seeds. Wherever our Registered TRADE MARK appears in a description it signifies that these varieties were first introduced into cultivation by us. But never has a variety been introduced until its marked superiority over other kinds has been proved.

This mark is the mark of Burpee Quality.

How to Order

Please be careful to sign your Name, Post-Office, County, and State on every letter sent us. Be sure to give the right variety number. Your order can be filled more quickly if varieties are placed in the proper place on the order sheet. For instance, don't put bulbs under vegetables or flowers, but in the bulb column. Write plainly.

You Run No Risk in sending money with your order. Inquire of any Bank or Trust Company, or of your neighbors, as to our responsibility. Remit at our risk by Post-Office Money Order, Check, Draft, Express Order, Cash or Stamps. Use registered letter if you send cash.

Our Double Guarantee First: We guarantee safe delivery on all seeds, whether sent by mail, express, or freight. Second: Any one who is not thoroughly satisfied with the products raised can have his money back any time within the year. Such is the double guarantee that protects all who plant seeds bought from BURPEE of Philadelphia.

Seeds Delivered Free In the years past the adjustment of postage has been a very troublesome problem, owing to the variation in weight of the different quantities, such as pints, quarts, etc., but with the adoption of the Cental System, *i. e.*, selling by the pound, this has become a simple matter, and we are now able to offer all seeds, in quantities so specified, **postage paid to your door**. This we believe to be a distinct step in advance toward the most efficient service.

Seeds by Freight and Express Where it is convenient to use express service we recommend it as economical, and in addition you are assured of prompt delivery. Where very large quantities are to be forwarded by freight, or the distances are short and time is not a factor (freight service is now greatly congested), freight charges are lower than express.

It is our desire to give our customers the benefit of any method of transportation that may be the most economical for them. Should you be in doubt as to the best method, we would suggest that you leave this to us, as we can give you the benefit of our wide shipping experience.

About Farm Seeds Grass seeds and other farm seeds that are generally used in large quantities are quoted at postpaid prices by the pound also by the pound at purchaser's expense. In larger quantities these seeds are always shipped at the purchaser's expense and prices quoted are *f. o. b.* Philadelphia. We do not charge for bags.

The Cental System

Important Announcement With the issue of BURPEE'S ANNUAL, spring of 1918, we adopted the Cental System. (Cental: soft *c*, as in the word cent.) The old method of selling seed by the pint, quart, peck, bushel, or fractions was then discontinued. Seeds will hereafter be quoted by the pound and hundred pounds. You will find it more accurate, more fair, and more sensible than the old method of buying by the pint, peck, or bushel. Recommendations as to quantity to sow will be made on the pound basis instead of by measure.

Burpee, Philadelphia is sufficient address for letters, telegrams, or cablegrams to reach us safely. Please write *your own address* very plainly.

There Is Still Time To Plant A Garden

—or to Increase Gardens Already Planted

For those who view with alarm the cost of next winter's food and wish to start a garden there is still time to plant. In fact, for winter use it is desirable to have vegetables mature late, so that they may keep longer through winter and spring. The main object of this catalog is to serve those who wish to can, evaporate, and store vegetables; and only varieties suitable for these purposes are listed here. So you may plan your garden now from BURPEE'S OFFERING with every assurance of success if you follow instructions on pages 34 and 35.

Peas, beans, and corn (the edible seeds) are as rich in nourishment as meats, milk, or cheese. The root crops, beets, carrots, parsnips, salsify, radishes, turnips, and ruta bagas, are all rich in starch and sugar, and the "Greens and Salads" so necessary to health—all of these important vegetables are listed here and may still be grown in abundance. All of the first two groups make splendid winter keepers. And if sown now there is still time to have lettuce, parsley, brussels sprouts, endive, etc., on your table this summer.

For those who already have a garden, there are many varieties here which may be used as succession crops, to follow those already or soon to be harvested. Make every foot of your garden work every day right up to frost. Plan now what is to follow the crops soon to be removed. Be efficient! Fill your cellar full and beat the food extortionist *now!* Next winter will be too late.

Burpee Service and Burpee Leaflets

Burpee service does not end when an order is filled. It ends only when the customer is satisfied. We want every customer to feel just as free to write us in regard to a purchase after it is made as he would before we receive his money. Remember, Burpee service must give complete satisfaction to the customer. On the order sheet will be found a list of Cultural Leaflets, issued free to customers. If you have special problems not covered by these leaflets, our cultural experts will gladly write you a special letter of advice, answering in full and with detail information.




A partial view of FORDHOOK TRIAL GROUNDS, where thousands of actual field tests are made annually to protect Burpee patrons. For this purpose we have large trial farms in Pennsylvania, New Jersey, and California.

Vegetable Collections


The Food Value of Root Crops

In the past American gardeners and farmers have not given proper consideration to the great food value of the various root crops. In Europe the root vegetables, such as Beets, Carrots,

Parsnips, Ruta Bagas, Turnips, etc., have been very extensively grown as food for both man and beast. Their high content of sugar, starch, and protein, the ease with which all are grown, their freedom from insect enemies, their storing and keeping qualities, make them an economy crop of the greatest value. Root Crops are particularly adapted for the succession garden. They do not require a great deal of room, as the rows are planted close together, and a large quantity can be grown on a very small area. The two collections offered below are made up with the idea of supplying root crops both for the small and the large garden.



GLOBE TURNIPS



SANDWICH ISLAND
MAMMOTH
SALSIFY OR
VEGETABLE
OYSTER PLANT

Burpee's "Economy" Collection of Root Crops for 25 Cts.

For Summer Sowing

Every garden, large or small, should have some Root Vegetables. Our "Economy Collection" is made up of the ideal varieties for the small garden and is exceptional value for 25 cts.

Mailed to your address, postpaid, for 25 cts.

- BEET—1 Pkt. Burpee's Extra Early.
- CARROT—1 Pkt. Danvers Half-Long.
- RUTA BAGA—1 Pkt. White-Fleshed Neckless.
- TURNIP—1 Pkt. Red or Purple Top Strap-Leaved.
- PARSNIPS—1 Pkt. Early Short Round.

With every collection our Leaflet, "Root Crops."

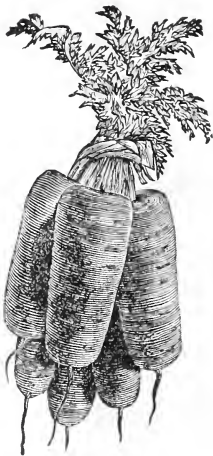
\$1.00 Burpee's "Food Value" Collection for \$1.00

Root Vegetables are becoming more popular each year, and the war has brought us to a new realization of the necessity of storing for winter use. The varieties are carefully selected for summer sowing.

The collection listed below mailed to your address for \$1.00

- BEETS—1 Pkt. each Burpee's Extra Early; Burpee's Dark Stinson; Eclipse.
- CARROTS—1 Pkt. each Scarlet Horn; Chantenay; Danvers Half-Long.
- TURNIPS—1 Pkt. each Purple Top Strap-Leaf; White Globe; Amber Globe.
- RUTA BAGAS—1 Pkt. each White-Fleshed Neckless; Purple Top Yellow.
- CELERIAC—1 Pkt. Turnip-Rooted Celery.
- LEEK—1 Pkt. American Flag.
- PARSNIPS—1 Pkt. Early Short Round.
- RADISH—1 Pkt. each French Breakfast; White Chinese; Chartiers.
- SALSIFY—1 Pkt. Sandwich Island Mammoth.

With each collection our Leaflets on "SUMMER GARDENING" and "ROOT CROPS."



CARROTS



PURPLE TOP STRAP-
LEAF TURNIP

Vegetable Collections



Showing how to make your garden really produce—Lettuce with small celery plants between the rows. As the lettuce is used the dirt will be gradually hoed around the celery as it grows.

Salad Collection for Summer Sowing, 25 Cts.

Salads should be sown plentifully in every garden

CHINESE CABBAGE. A new and delicious salad.

ENDIVE, ESCAROLLE. An excellent fall salad.

KALE, DWARF SIBERIAN. A popular boiling "green" of cabbage flavor, for fall and spring. Entirely hardy through the winter.

LETTUCE, DEACON. The best hot-weather lettuce.

MUSTARD, FORDHOOK FANCY. An excellent substitute for spinach, which is now high in price.

Our cultural leaflet, "GREENS AND SALADS" included.

Succession Crops for Summer Sowing, 25 Cts.

The Greatest Little Collection Ever Offered for 25 Cents

Here is a collection for the person who has only a little ground. This collection will furnish enough "green" things fresh from your own garden to give zest to many meals during the summer. A pleasing selection of varieties, as you will agree.

SNAP BEANS, BURPEE'S STRINGLESS GREEN POD.

CHINESE CABBAGE. A delicious salad plant.

SWEET CORN, GOLDEN BANTAM. Positively the finest sweet corn on the market, bar none. "Little drops of golden honey," one of our garden enthusiasts calls the grains of Golden Bantam.

LETTUCE, ALL SEASONS. The name expresses the fact.

RADISH, SCARLET TURNIP WHITE TIP. Crisp, brittle, and juicy.

Our cultural leaflet, "SUMMER GARDENING," included.




Seeds for Summer Sowing

Burpee's Dollar Box

For Summer Sowing

Here is the most popular collection ever put up by the House of Burpee. Every item chosen for this list is one of the vegetables for which there is the greatest demand. (See descriptions in this catalog.) Listed in our 1918 Burpee's Annual, our big, main catalog, it has already been sold to thousands upon thousands of Burpee buyers. You will be safe in ordering this splendid collection, for thousands of experienced gardeners at once recognized it as an ideal selection for the average garden—and a big bargain at the price. Our cultural leaflet, "SUMMER GARDENING," is included, and tells you just how to make the most of the space you have.



BEANS—1 Pkt. Burpee's Stringless Green Pod, 15 cts.; 1 Pkt. Sure Crop Wax, 15 cts.

BEETS—1 Pkt. Burpee's Improved Blood, 10 cts.

CARROTS—1 Pkt. Chantenay, 10 cts.

CABBAGE—1 Pkt. Chinese, 10 cts.

CUCUMBER—1 Pkt. Early Green Prolific, 5 cts.

SWEET CORN—1 Pkt. Golden Bantam, 15 cts.

ENDIVE—1 Pkt. Escarolle, 10 cts.

KALE—1 Pkt. Dwarf Siberian, 10 cts.

LETTUCE—1 Pkt. Iceberg, 5 cts.

MUSTARD—1 Pkt. Fordhook Fancy, 10 cts.

PARSLEY—1 Pkt. Double Curled, 5 cts.

PARSNIPS—1 Pkt. Early Short Round, 10 cts.

TURNIP—1 Pkt. White Globe Strap-Leaf, 10 cts.

RUTA BAGA—1 Pkt. White-Fleshed Neckless, 10 cts.

RADISH—1 Pkt. White Delicious, 10 cts.;
1 Pkt. Half-Long Deep Scarlet, 10 cts.

SPINACH—1 Pkt. Thick Leaved Round, 10 cts.

\$1.80 worth of seeds for \$1.00.

Enclosures: Leaflet, "SUMMER GARDENING," and Garden Plan.



Summer gardening is being successfully conducted by hundreds of our customers. Don't neglect the possibilities of your garden. Make it work three seasons out of four.

Burpee Spencer Collections

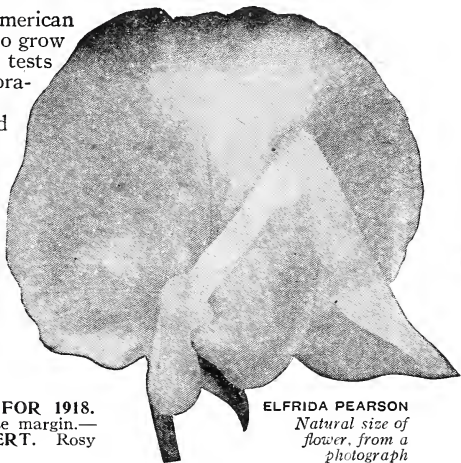
The House of Burpee has been long famous as American Headquarters for Sweet Peas. We were the first to grow the Spencer type in America. Careful comparative tests have proved that no better strain than Burpee's Florida Sweet Peas can be found anywhere.

Many thousands of Sweet Pea Collections are sold by us each year, and the demand is steadily increasing. Each season we make up our collections from the finest varieties that the season's trials have shown. Our friends have come to know the Burpee Sweet Pea Collections as the finest in the world and that the varieties are all reliable and true.

Six Superb Spencers for 25 Cts.

We will mail one packet each of the Six Superb Spencers named here, and our leaflet, "How to Grow Sweet Peas," for 25 cts.

AGRICOLA. White, suffused lilac.—**BURPEE BLEND FOR 1918.** The finest mixture.—**DAINTY SPENCER.** White with rose margin.—**ELFRIDA PEARSON.** A lovely pink.—**GEORGE HERBERT.** Rosy carmine.—**MRS. ROUTZAHN.** Apricot and pink.



ELFRIDA PEARSON
Natural size of flower, from a photograph

Burpee's New Early-Flowering Spencers

This distinct type of Spencers is a product of several years of crossing and hybridizing at Fordhook Farms. The type is now thoroughly fixed, and we are gradually obtaining a wide range of colors that are proving very popular. We advise fall sowing of the Early-flowering Spencers, and when grown in the open, they will flower several weeks ahead of the Standard or Summer-flowering Spencers, and with proper treatment continue to bloom quite as long as that type.

"Fordhook" Collection of Early-Flowering Spencers for 50 Cts.

This collection of Early-flowering Spencers is made up of the following, which are the best of this splendid new race of Spencers:

3384 BURPEE'S EARLY ENCHANTRESS. The flowers measure two and one-half inches in diameter. It is a bright rose-pink, becoming deeper toward the edges of standard and wings, softening in tone toward the center of the flower. **Pkt. 10 cts.**

3387 FORDHOOK PINK AND WHITE. A bright, rosy-pink standard with creamy white wings, lightly suffused rose. The immense flowers often measure fully two and one-half inches in diameter. **Pkt. 10 cts.**

3391 BURPEE'S PRIMROSE BEAUTY. An attractive and pleasing shade of deep primrose, flushed with rose. **Pkt. 15 cts.**

3393 FORDHOOK ROSE. A charming shade of rosy carmine. The flowers are of largest size and usually borne in threes and fours on long stiff stems. **Pkt. 10 cts.**

3395 BURPEE'S EARLY SANKEY. A truly magnificent white. **Pkt. 15 cts.**

3398 YARRAWA. From seed sown under glass in early October at FORDHOOK FARMS the plants came into bloom December 20, and bloomed profusely until May. The color is a bright rose-pink with a clear, creamy base. **Pkt. 10 cts.**

One packet of each (70 cts. value) and our leaflet, "How to Grow Sweet Peas," mailed to your address for 50 cts.



FORDHOOK PINK AND WHITE

Collections of Perennials



For the small garden the Perennial Border is always an attractive feature

Perennial flowers are those which bloom year after year, whereas annual flowers live only one year. Perennials do not require planting each year and are therefore little trouble. In fall the roots may be covered over to prevent freezing and then uncovered in spring.

There is another attractive feature about perennials. They give your home a distinctive individuality. A home which has about it these same beautiful, old-fashioned flowers year after year soon impresses itself on the memory of guests and passers-by as—the Home Beautiful. Two collections are offered here, a small collection for those whose space is limited and a larger one for those who have larger areas to beautify. Cultural leaflet

“Perennial Flowers from Seed” included in both.

25 Cts.—Perennial Border Collection—25 Cts.

With such a splendid collection as is offered here at a merely nominal price, there is no reason why a single home in America should be without flowers. Cultural leaflet included free.

- | | |
|--|---|
| 1 Pkt. AQUILEGIA, LONG SPURRED HYBRIDS, MIXED. | 1 Pkt. DELPHINIUM BELLADONNA SEEDLINGS. |
| 1 Pkt. COREOPSIS GRANDIFLORA. | 1 Pkt. GAILLARDIA GRANDIFLORA. |
| 1 Pkt. ROCKET, SWEET, MIXED. | |

\$1.00—The Perennial Garden Collection—\$1.00

All can be raised from seed, require little care, and will grow year after year.

- | | |
|---|---|
| 1 Pkt. AQUILEGIA, LONG SPURRED HYBRIDS, MIXED. | 1 Pkt. GAILLARDIA GRANDIFLORA. |
| 1 Pkt. ARABIS ALPINA. | 1 Pkt. HIBISCUS, MIXED. |
| 1 Pkt. ERIGERON SPECIOSUS SUPERBUS. | 1 Pkt. LYCHNIS CHALCEDONICA. |
| 1 Pkt. COREOPSIS GRANDIFLORA. | 1 Pkt. PLATYCODON GRANDIFLORUM PUMILUM. |
| 1 Pkt. DELPHINIUM FORMOSUM or BELLADONNA SEEDLINGS. | 1 Pkt. PYRETHRUM ROSEUM. |
| 1 Pkt. LATHYRUS LATIFOLIUS, MIXED. | 1 Pkt. ROCKET, SWEET, MIXED. |
| 1 Pkt. ECHINOPS SPAEROCEPHALUS. | 1 Pkt. SWEET WILLIAM, SINGLE MIXED. |
| 1 Pkt. ICELAND POPPY. | 1 Pkt. INCARVILLEA. |




In the large garden Perennials are always the most attractive. If you have room, plan and plant a Perennial garden this fall. You will never regret it.

Bulb Collections

American-Grown Bulbs for American Gardens

"American goods for American people" is the popular cry to-day. The so-called Dutch Bulbs offered on this and the following page are all American-grown bulbs; American-grown bulbs for American gardens and American people. Tulips, Hyacinths, and Narcissus, the brightest and earliest flowers of spring, are offered here in popular-priced collections within the reach of all. For your convenience we have tabulated here the prices of the single varieties as they appear singly elsewhere in this catalog, so that you may see at once what big bargains these collections are. Fall is the time to plant these bright, cheery little flowers. Now is the time to order them. Surely you want one or more of these collections of American-grown bulbs for your American garden.

DOUBLE
NARCISSUS
VON SION



\$1.00 "Sunburst" Collection of Narcissus \$1.00


"Sunburst" we have called this brilliant Burpee collection of Narcissus, and the beauty of its blooms more than justifies the name. We believe this collection to be the biggest value in Narcissus offered in America today. Have it in your garden by all means.

QUANTITY	VARIETY	RETAIL VALUE
12	5715 Golden Spur. Deep golden yellow	\$0.50
3	5716 Princeps. Primrose perianth, yellow trumpet	.15
6	5730 Barrii Conspicuous. One of the handsomest of all daffodils. Very large, soft yellow perianth and short, yellow cup edged with bright orange-scarlet	.25
12	5750 Poeticus Ornatus. Perianth, pure white; cup margined with bright crimson, splendid for massing	.40
6	5770 Double Von Sion. Double trumpet daffodil. Beautiful golden yellow	.25
39 Bulbs		<u>\$1.55</u>

\$1.00 "Windmill" Collection of Hyacinths \$1.00

For beautiful bed effects the Hyacinth stands alone. These dainty, wax-like flowers come in various shades of pink, blue, lavender, yellow, and white and have a most delightful fragrance. The idyllic little scene below need not be characteristic of Holland alone, for you can now get American-grown Hyacinths in every hue. The collection below is priced at \$1.00 as a special inducement to those who have never grown Hyacinths to try them. Order now for fall planting!

QUANTITY	VARIETY	RETAIL VALUE
2	5702 Garibaldi. Deep crimson red with very large spike. Extra choice	\$0.50
2	5707 Marie. A beautiful dark violet-blue; immense spike, large bells	.50
2	5708 Queen of England. Purest white; unusually dainty, wax-like flowers	.50
6 Bulbs		<u>\$1.50</u>



Bulb Collections

\$1.00 "Cottage Garden" Collection of Tulips \$1.00

This collection is the result of the utmost care in selecting varieties with the purpose of offering the richest and most attractive hues to be found. Priced within the reach of all. Remember these Tulips are selected to cover the entire bulb season from early to late.

QUANTITY	VARIETY		
6	5872 Early, Coleur Cardinal.	Intense crimson	\$0.20
6	5902 Early, Thomas Moore.	Rosy terra-cotta	.20
6	5910 Early, Yellow Prince.	Golden yellow	.20
6	5773 Cottage, Fairy Queen.	Soft rosy lilac	.25
6	5790 Darwin, Clara Butt.	Clear pink flushed salmon rose; deep blue base halo	.25
6	5850 Darwin, William Pitt.	Dark crimson with purplish bloom; white base	.25
3	5852 Double, Couronne D'or.	Crown of Gold describes it.	.15



39 Bulbs

Complete Cultural Leaflet included.

Total value, \$1.50

\$5.00 "Dutch Garden" Collection \$5.00 Tulips, Narcissus, and Hyacinths

No finer floral effect can be obtained than from a quaint Dutch Garden with its brilliant color effects, its neat, wax-like flowers, and the fragrant perfume of these pretty Dutch blooms. So we have called this collection the "Dutch Garden" Collection. It is made up of generous selections of Tulips, Narcissus, and Hyacinths, a wonderful assortment of colors and bulbs of the choicest strains. A "Dutch Garden" from this collection on your grounds will prove a never-ending delight to you and all who behold it. Cultural leaflet included.

QUANTITY	TULIPS	VARIETY	RETAIL VALUE
3 Dozen	 Early Cottage Darwin Double Early Selected named varieties		} \$3.00
1 Dozen			
2 Dozen			
1 1/2 Dozen			
2 Dozen	NARCISSUS Single Large Trumpet Single Medium Trumpet Single Poeticus Double Hardy Polyanthus, Paper Whites, for indoor	}	} 3.00
1 Dozen			
2 Dozen			
1 Dozen			
1 Dozen			
1 Dozen	HYACINTHS 1 Dozen Selected named varieties in white, pink, crimson, and blue		1.50
Price, \$5.00.		Selected named varieties	Total retail value, \$7.50



An idyllic scene in Holland, showing extensive beds of beautiful Dutch bulbs. Now, however, we can offer you American-grown bulbs for American gardens, just as beautiful and really better because they are grown in America.

The Food Value of Root Crops

There is one great big fact that the gardeners of America are just beginning to learn, and that is, the exceptional food value of practically all of the ROOT CROPS, particularly beets, carrots, parsnips, ruta bagas, and turnips, both in the home garden and for farm cultivation. Without going into full details of the chemical analysis of these root crops, their food value will be better realized when it is more generally known that they are rich in both starch and sugar, two of the food constituents which are so very necessary in these trying times. It must also be realized that their total food value per pound is from one and one-half to two times as great as that of corn, while four to six times as many pounds can be grown on the same area of ground.

Crops of carrots have been grown in the United States that run from twenty to forty tons per acre; beets have produced from ten to fifteen tons per acre; parsnips under good cultivation will produce fifteen tons to the acre; while turnips and ruta bagas, which are ideal for summer sowing, will produce tremendous crops, varying, of course, as to the soil upon which the seed is sown and the method of sowing and cultivation.

In Europe, where land has not been so plentiful as in this country, the value of ROOT CROPS has given them a leading place in the agriculture of the country. In America, with our extensive acres, it has in the past been cheaper to grow the crops most easily planted and harvested, regardless of the food value per acre they were capable of producing.

But the time has come when this must be changed, and the wide-awake gardeners and farmers of this country who are first to realize the full importance of ROOT CROPS, and accordingly increase their plantings of them, will reap the greatest benefit.

The summer garden is best adapted for the sowing of these various root crops, and we urge every one who wishes to make his garden work to the fullest capacity to plant as many rows or acres of high value ROOT CROPS as he has room for.

Root Crops for Winter Use—Why?

The returns from your garden should not stop with the singing of the birds. If they do, you will have to fall back on the grocery-store and the canned goods in your pantry when the last vegetable succumbs to Jack Frost out-of-doors; then it is your own fault.

Root Crops for winter use planted now will enable you to enjoy the products of your garden during the long winter months—without the expense and bother of canning and preserving.

Four Big Facts

Do you realize these four things about Root Crops? They certainly deserve careful consideration.

1. *They can be kept for winter use more easily than anything else.*
2. *They will produce more food value for the area occupied than any other class of vegetables.*
3. *They are troubled less by insects and diseases than any other class of vegetables.*
4. *They can be planted late and still mature a full crop of the best quality for winter use.*

For all these reasons you should make a generous planting of the various root crops during the next four weeks. Carrots, beets, and turnips are the most important for winter use, and should be planted in the order named, as carrots take the longest and turnips the shortest time to mature.

Most gardeners do not realize that good Parsnips and Salsify can be grown from seed planted through June to July 5. While the roots will not be as large as from spring-planted seed, they will be of much finer quality and will keep better when stored for winter. If left in the open, they will not be tough and pithy when the ground thaws out, as is the case when the seed has been sown in April, and large woody roots allowed to develop before winter sets in.

Seeds are Scarce

Order now to be sure of your supply, and ask for our complete leaflet on the Growing and Storage of Root Crops. This will be sent on request.

Garden or Table Beets

Beets of all kinds, table, sugar, and mangels, have for many years been very important food crops in practically all of the European countries.

Various governments have carefully fostered the production of beets, realizing the tremendous returns possible under the intensive cultivation that is practised in these older countries.

The gardeners of America are just beginning to realize the great food value of beets, and while their cultivation has been general, it has not been as large as their many good qualities would warrant. Beets should be extensively sown in mid-summer for winter use.

Their content of sugar and starch, as well as the valuable mineral salts, renders them a most desirable crop.

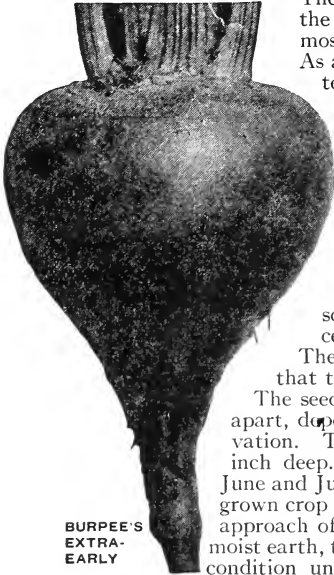
As a succession crop or as a crop for winter use beets cannot be too highly recommended. We urge every

gardener to sow several times of beet seed, for the resulting crop will more than repay you both in summer vegetables and as a crop of highest food value for winter storage.


You will never thoroughly appreciate beets until you have some of your own, stored in your own cellar and handy for immediate use.

The methods of preparation are so varied that they may be prepared for many uses.

The seed should be sown in rows from 12 to 24 inches apart, depending upon the variety and method of cultivation. The seed should not be covered to more than $\frac{1}{2}$ inch deep. One ounce will sow 50 ft. of row. During June and July we recommend large sowings to supply a well-grown crop for winter use. If the roots are gathered on the approach of cold weather, and carefully packed in slightly moist earth, they can be kept in a cool cellar in almost perfect condition until late spring.



BURPEE'S
EXTRA-
EARLY



CROSBY'S
EGYPTIAN



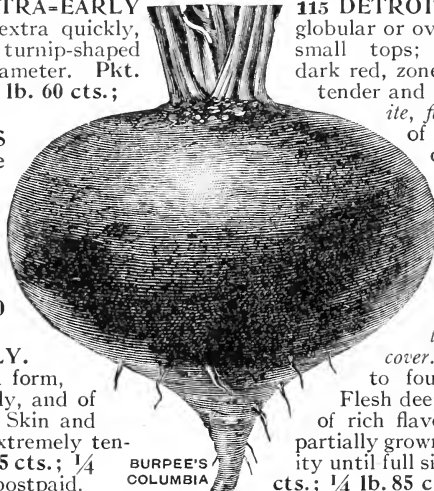
107 BURPEE'S EXTRA EARLY. This is fully as early as and of much finer quality than the Egyptian; roots slightly flattened, very smooth, and regular. The flesh is in alternate rings of light and dark pink, is particularly tender and sweet. Matures quickly, making a fine market crop in seven to eight weeks from sowing the seed.

Pkt. 10 cts.; oz. 25 cts.; $\frac{1}{4}$ lb. 75 cts.; lb. \$2.50, postpaid.

109 EXTRA-EARLY EGYPTIAN. Grows extra quickly, producing flat, smooth, turnip-shaped roots two inches in diameter. Pkt. 5 cts.; oz. 20 cts.; $\frac{1}{4}$ lb. 60 cts.; lb. \$2.00, postpaid.

111 CROSBY'S EGYPTIAN. Roots are smooth and round in form; of finer quality than the regular Egyptian, combined with same extra-early maturity. Pkt. 10 cts.; oz. 30 cts.; $\frac{1}{4}$ lb. 90 cts.; lb. \$3.00.

113 EDMAND'S EARLY. The beets are of round form, very smooth, extra early, and of good marketable size. Skin and flesh deep blood-red; extremely tender. Pkt. 10 cts.; oz. 25 cts.; $\frac{1}{4}$ lb. 75 cts.; lb. \$2.50, postpaid.



BURPEE'S
COLUMBIA

115 DETROIT DARK RED. Form globular or ovoid; smooth roots with small tops; skin blood-red; flesh dark red, zoned with a lighter shade, tender and sweet. A popular favorite, fine for canning because of its extra deep dark-red color. Pkt. 10 cts.; oz. 30 cts.; $\frac{1}{4}$ lb. 90 cts.; lb. \$3.00, postpaid.


117 BURPEE'S COLUMBIA. A superb early main-crop Beet. See illustration in color on front cover. The roots grow three to four inches in diameter. Flesh deep blood-red, tender, and of rich flavor. Can be used when partially grown. Retains choice quality until full size. Pkt. 10 cts.; oz. 30 cts.; $\frac{1}{4}$ lb. 85 cts.; lb. \$2.75, postpaid.

Garden or Table Beets

120 DARK STINSON. This is a finely bred variety for summer market. The roots average two and a half inches in diameter, with richly colored leaves only five inches in length. Beets are smooth and regular in form, with small tap-root. Flesh is fine-grained, free from any woodiness, even when fully grown, and is of dark-red coloring. Pkt. 10 cts.; oz. 25 cts.; $\frac{1}{4}$ lb. 75 cts.; lb. \$2.50.

122 CRIMSON GLOBE. Of fine form, with smooth skin. The tender, unusually sweet flesh is a deep purplish crimson, slightly "zoned"; foliage small, of a rich bronze-purple. Pkt. 10 cts.; oz. 30 cts.; $\frac{1}{4}$ lb. 90 cts.; lb. \$3.00, postpaid.

123 EARLY MODEL. See illustration below from a photograph. Extremely early, of perfect globe form and finest quality. The foliage is very small. The beets are always smooth and of the deepest blood-red color, while they quickly attain a good size. EARLY MODEL is one of the best first-earlies. Pkt. 10 cts.; oz. 30 cts.; $\frac{1}{4}$ lb. 90 cts.; lb. \$3.00, postpaid.



DARK
STINSON
from a
Photograph



$\frac{1}{4}$ lb. 75 cts.; lb. \$2.50, postpaid.

130 DEWING'S IMPROVED. Quite early, round, turnip-shaped, of good size, with deeply colored flesh. Pkt. 10 cts.; oz. 25 cts.; $\frac{1}{4}$ lb. 70 cts.; lb. \$2.25, postpaid.

124 ECLIPSE. Extra-early round, smooth, blood-red roots. Popular both for market and the home garden. Here is a beet which matures quickly and may, therefore, be planted early and also late for a fall crop at a time which would be too late for main-crop beets, which require the longer period for maturing. Pkt. 10 cts.; oz. 25 cts.; $\frac{1}{4}$ lb. 75 cts.; lb. \$2.50.


128 BURPEE'S IMPROVED BLOOD. This is an improved strain of *Early Blood Turnip Beet* (see illustration below from *Fordhook photograph*), having smooth round roots of medium size, with dark-red flesh, fine grain, very sweet, and retaining its deep coloring when cooked. It grows quickly and is of superior quality.

Pkt. 10 cts.; oz. 25 cts.;

How to Choose the Varieties You Need

The earliest sorts are generally somewhat flat in form and quickly attain full size, but also soon become hard and woody. The larger round, turnip-shaped roots do not mature so quickly, but grow larger in size, are of finer quality, and remain in edible condition for a much longer time. Every family will need at least one variety of each of these kinds: one early tender beet; one larger, main-crop beet, which remains edible for a long period or for winter storage. The latter should be well thinned out to allow them to attain large size.

Can and Store
Beets for
Winter



EARLY
MODEL

BURPEE'S
IMPROVED
BLOOD

Carrots

French cookery has attained world-wide fame, and by the French people Carrots are considered indispensable, both for serving alone and with other vegetables, meats, and soups. They may be sown at intervals of three weeks, and very plentifully, too, for those not used in summer may be stored for winter use. They also make an excellent stock food.

There are three types of Carrot: the short round, such as Early Golden Ball; the half-long, rather stump-rooted, such as Danvers and Chantenay; the long tapering type, such as Long Orange. The small round types mature most quickly; half-longs mature quite quickly; long varieties require more time. The varieties listed here are, however, all early varieties. These early Carrots require sixty to eighty days to mature and are not injured by slight frosts.


Carrots make an excellent vegetable for winter storage. They may be packed in loose boxes, crates, or in ventilated barrels or even put along a cellar wall in little piles. They should not be near a furnace or where too warm and dry, however, or they will shrivel from loss of moisture. They may also be stored in dirt pits in the yard (ask for our leaflet, WINTER STORAGE OF VEGETABLES).

Sow succession crops of Carrots plentifully and make yourself independent of next winter's high prices. A plentiful supply of Carrots in your cellar will mean big money savings for you next winter. Moreover, a plentiful supply of canned, dried, and stored vegetables will give you such a table variety during winter as can hardly be measured in dollars and cents, but rather in satisfaction and health.


Carrots are easy to grow, practically untouched by blight or insects, require no frames or bracing, and are easy to harvest. Grow Carrots!



THE HALF-
LONG OR
STUMP-
ROOT
TYPE



THE LONG
POINTED
TYPE OF
CARROT



A field scene of Danvers Half-long Carrots. Carrots have high food value, may be prepared for table in many ways, are easy to grow, and may be stored for winter use. Grow carrots and save!

Carrots

Sow the seed thinly in shallow drills to afford a supply of tender roots as, when fully grown, the roots are likely to become hard and woody. When plants are well started, thin out the small early sorts to three inches apart in the row, and large late varieties from five to six inches. They should be sown in deep, rich soil, deeply worked, and receive constant cultivation during growth to insure smooth, straight roots.

217 EARLY GOLDEN BALL, or FRENCH FORCING. This is an excellent variety, both for forcing in cold-frames and for sowing in the garden for the earliest supply. The small roots are round in form, one and a half inches in diameter, smooth, tender, and of fine flavor.

Pkt. 10 cts.; oz. 30 cts.; $\frac{1}{4}$ lb. 90 cts.; lb. \$3.00, postpaid.

219 SHORT HORN, or EARLY SCARLET HORN.

The most popular of all early sorts, being ready for use nearly as quickly as the *Golden Ball*, while of larger size. The roots measure one and a half inches in diameter and three inches in length, holding their thickness well and being abruptly stump-rooted. They are a rich, deep orange in color, fine grained, of sweet flavor, and succeed well in shallow soil; of attractive appearance for bunching.



Pkt. 10 cts.; oz. 25 cts.;

$\frac{1}{4}$ lb. 75 cts.; lb. \$2.50.

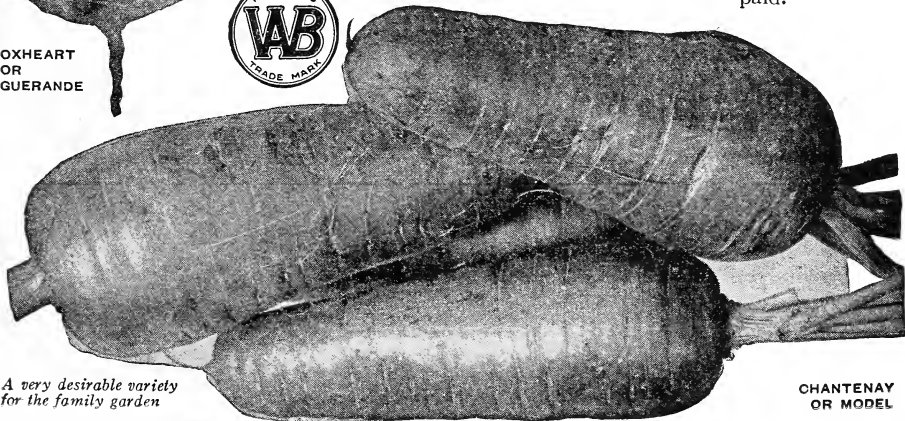
221 CHANTENAY, or MODEL. (See illustration at bottom of page.) This is a very choice strain, producing thick roots of the finest quality. Will average three inches in diameter at the shoulder, gently tapering throughout the broad stump-root, and measuring five inches in length. Flesh tender, fine grained, free from hard core, and of a deep golden orange. An excellent variety to grow for winter use, as they can be harvested easily and are immensely productive. Pkt. 10 cts.; oz. 30 cts.; $\frac{1}{4}$ lb. 85 cts.; lb. \$2.75, postpaid.

223 OXHEART, or GUERANDE. (See illustration at left.) This fine sort is of the most advanced type of the shortened, thick form. Roots attain a diameter of four inches at top, five to six inches in length, and frequently nearly two inches in diameter at the abrupt stump-root. The roots are free from hard core, and of the finest quality for table use; both skin and flesh are highly colored. Pkt. 10 cts.; oz. 30 cts.; $\frac{1}{4}$ lb. 85 cts.; lb. \$2.75, postpaid.

**GOLDEN
BALL
CARROT**



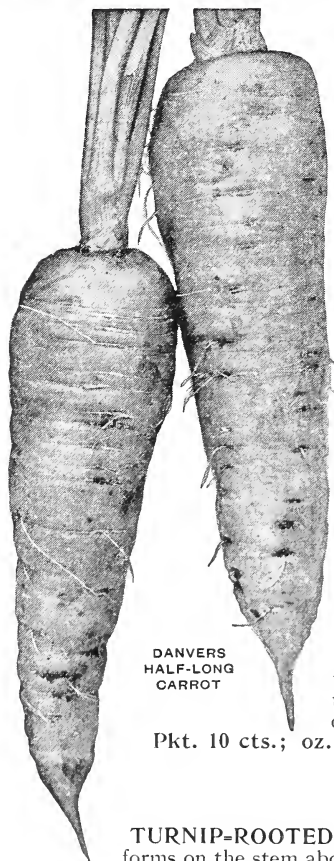
**OXHEART
OR
GUERANDE**



**CHANTENAY
OR MODEL**

*A very desirable variety
for the family garden*

Carrots—Continued



DANVERS
HALF-LONG
CARROT

225 **DANVERS HALF-LONG ORANGE.** This favorite variety is largely grown for market. Roots measure from one and one-half to two inches in diameter at the shoulder by five to six inches in length. Our strain produces roots uniformly smooth and of rich, dark-orange color; flesh fine grained and of the finest table quality. Pkt. 10 cts.; oz. 25 cts.; $\frac{1}{4}$ lb. 70 cts.; lb. \$2.25, postpaid.

226 **HALF-LONG NANTES.** A handsome half-long variety, almost perfectly cylindrical, blunt-ended, and with a very small tap-root. They average six inches in length, by one and one-half inches in diameter. The skin is very smooth and clean and of a rich orange color. The flesh is of fine texture and tender. Pkt. 10 cts.; oz. 30 cts.; $\frac{1}{4}$ lb. 85 cts.; lb. \$2.75, postpaid.

229 **BURPEE'S IMPROVED LONG ORANGE.**

This is a variety of the largest size. The roots are uniform in size and form, smooth, and penetrate the soil very deeply. Rich, deep orange coloring. It is a good keeper, of fine quality for winter use, and extensively grown for stock feeding. Pkt. 10 cts.; oz. 25 cts.; $\frac{1}{4}$ lb. 75 cts.; lb. \$2.50, postpaid.




231 **ST. VALERY, or NEW INTERMEDIATE.**

(See illustration of this variety on page 14.) Roots very smooth and regular in growth, of large size, from ten to twelve inches in length, and two to three inches in diameter at the top, and free from hard core.

Pkt. 10 cts.; oz. 30 cts.; $\frac{1}{4}$ lb. 90 cts.; lb. \$3.00, postpaid.

BURPEE'S
IMPROVED
LONG
ORANGE
CARROT

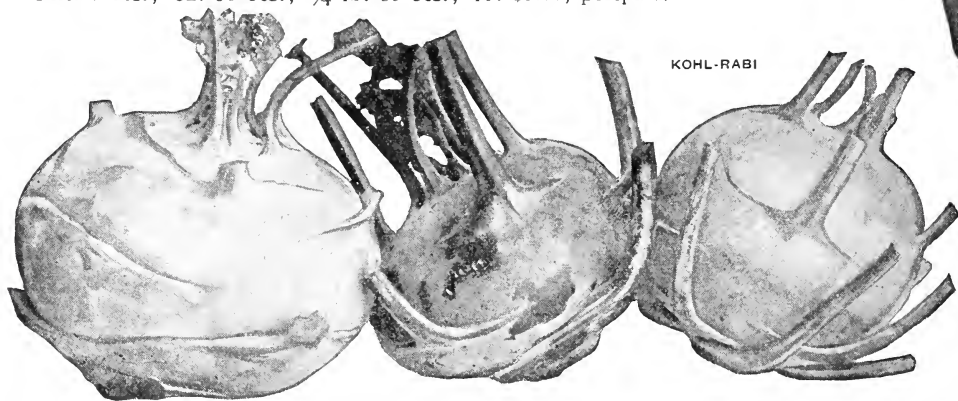


Kohl-Rabi

TURNIP-ROOTED CABBAGE. The edible portion is the large bulb, which forms on the stem above the soil. By making successive sowings, tender bulbs may be had throughout summer and fall. Seed may be sown in drills during July and August. Thin to stand six inches apart.

456 **EARLY WHITE VIENNA.** The pale whitish-green bulbs grow to the size of a small apple; they are of delicate, cabbage-like flavor. Pkt. 5 cts.; oz. 30 cts.; $\frac{1}{4}$ lb. 85 cts.; lb. \$3.00, postpaid.

457 **EARLY PURPLE VIENNA.** This is not quite so early as the preceding, and slightly larger in size. It differs also in having skin of a dark, glossy, purplish red. Pkt. 5 cts.; oz. 30 cts.; $\frac{1}{4}$ lb. 85 cts.; lb. \$3.00, postpaid.



KOHL-RABI


Parsnips

Think of it! A vegetable with nearly the same food value, pound for pound, as milk, the perfect food. A vegetable extremely rich in starch, nourishing in a high degree, capable of the most inviting preparation—and not half as well known as it should be. Parsnips are excellent keepers through the winter and may be stored in the cellar for winter use or left standing in the ground for the following spring. Frost actually improves the flavor, turning part of the starch into sugar. The parsnip may be hashed, escalloped, browned, or fried in butter, and is a most delicious, nourishing food in any form. It is easily grown, subject to practically no insect or other pests, and is an ideal storage vegetable. There is still time to raise parsnips in large quantities.

727 LONG SMOOTH or HOLLOW CROWN. Roots of large size, deeply penetrating the soil. The leaves start from a slight depression in the crown, which gives it its distinctive name. Rich, sweet flavor and enormously productive. *Crop short. Packets only. Pkt. 10 cts.*

728 EARLY SHORT ROUND. This is the earliest variety. The roots are quite broad, but are short, tapering quickly, and are entirely distinct from the longer roots of the preceding variety. *Pkt. 10 cts.; oz. 35 cts.; ¼ lb. \$1.10; 1b. \$3.50.*

SALSIFY—SANDWICH ISLAND MAMMOTH

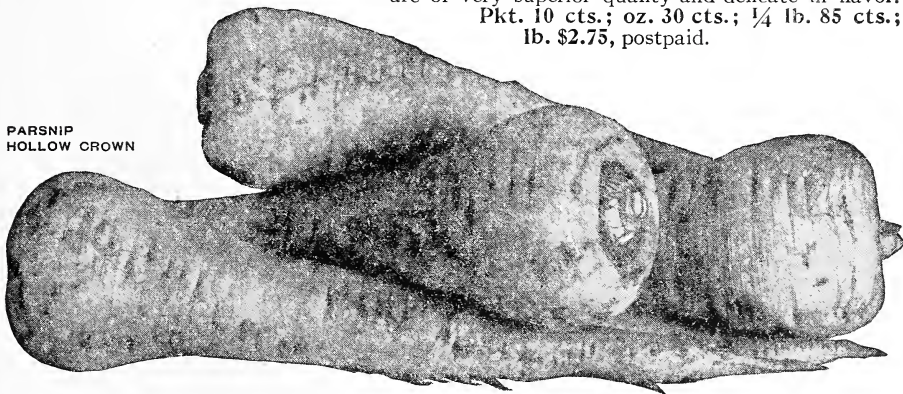


Salsify, or Vegetable Oyster

If you don't know Salsify, you are missing a treat. Salsify is called Vegetable Oyster because of its oyster-like flavor. It makes the most delicious soups of oyster flavor, and may be used in the menu in many other ways. It may be boiled and it may be sliced and fried like egg-plant. It may be used to make the most toothsome "oyster" fritters you can imagine. The ingenious housewife will surprise and delight her guests in a dozen different ways by the use of this oyster-flavored vegetable. If you haven't raised Salsify, this is the time to do it. Grow a plentiful supply this season and store some of it away in the cellar and leave some of it standing in the ground for next spring before other vegetables are up. Seed sown early in the spring in shallow drills fifteen inches apart should be thinned out to stand four to six inches apart in the row. Cultivate frequently. Larger, finer roots can be grown in deep, rich soil. Use one ounce to 100 feet of drill; 8 lbs. per acre in rows (for field culture) three feet apart.

983 SANDWICH ISLAND MAMMOTH. This grows *uniformly* to an extra-large size, averaging fully *double the size* and weight of roots of the old variety. The roots, notwithstanding their extra-large size, are of very superior quality and delicate in flavor. *Pkt. 10 cts.; oz. 30 cts.; ¼ lb. 85 cts.; 1b. \$2.75, postpaid.*

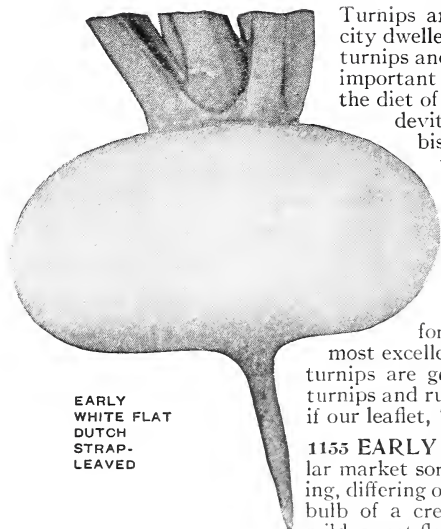
PARSNIP
HOLLOW CROWN



Turnips

Turnips and ruta bagas have properties especially valuable to city dwellers and all sedentary workers. While not rich in starch, turnips and ruta bagas both carry considerable sugar and also the important mineral salts which are almost entirely lacking from the diet of those who live largely on meats and the highly refined, devitalized white flour products (white bread, crackers, biscuits, cakes, and pastries of all sorts). Sedentary workers who live on a diet of highly concentrated, too nourishing foods while taking little exercise will find turnips and ruta bagas a most excellent bulk food for the prevention or cure of constipation at a time of year when lettuce, celery, and "greens" of all kinds are sold at prohibitive prices or are impossible to get.

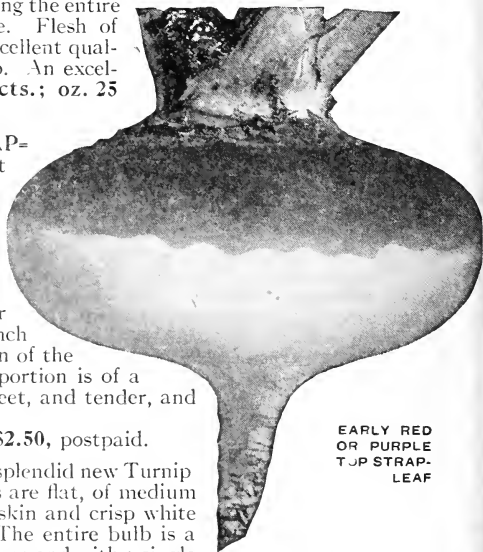
Turnips and ruta bagas may be stored all winter in the cellar or in dirt-pits in the yard. There is no waste, for any that are not used on the table may be used as a most excellent stock food. In the warmer states the white-fleshed turnips are generally preferred. Further north the yellow-fleshed turnips and ruta bagas are favored. Full directions will be sent free, if our leaflet, "ROOT CROPS," is asked for.



EARLY
WHITE FLAT
DUTCH
STRAP-
LEAVED

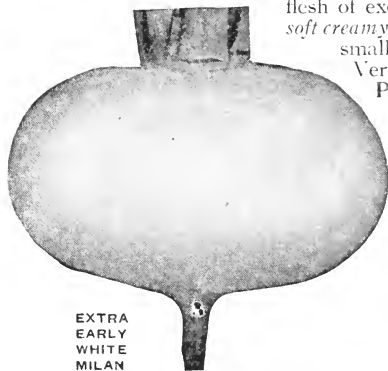
1155 EARLY WHITE FLAT DUTCH STRAP-LEAVED. A popular market sort and a companion variety to 1157 Early Red, following, differing only in having the entire bulb of a creamy white. Flesh of mild, sweet flavor and excellent quality, being firm and crisp. An excellent variety for planting in the spring. Pkt. 10 cts.; oz. 25 cts.; $\frac{1}{4}$ lb. 75 cts.; lb. \$2.50, postpaid.

1157 EARLY RED or PURPLE TOP STRAP-LEAF. This is a standard variety of great merit and is surpassed in earliness only by the Milan. Its greatest use, however, is for late planting, since because of its rapid growth it may be planted late and matures a large crop of fine turnips for winter use. In this latitude (Philadelphia) it may be planted as late as August 15 or September 1. The bulbs are quite flat, four to six inches in diameter, and carry a small bunch of short strap-leaved foliage. The upper portion of the bulb is of a deep purplish red, while the lower portion is of a clear milky white. The flesh is fine grained, sweet, and tender, and of delightful flavor. Has a single tap-root. Pkt. 10 cts.; oz. 25 cts.; $\frac{1}{4}$ lb. 75 cts.; lb. \$2.50, postpaid.



EARLY RED
OR PURPLE
TOP STRAP-
LEAF

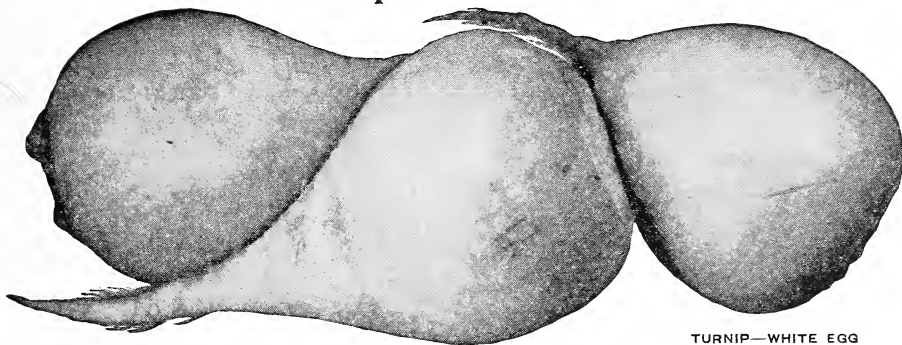
1159 EXTRA EARLY WHITE MILAN. This splendid new Turnip is the earliest flat white in cultivation. The bulbs are flat, of medium size, smooth, and free from rootlets, with thin skin and crisp white flesh of excellent flavor. The entire bulb is a soft creamy white. Small tops and with a single small tap-root. Flesh pure white, fine grained, sweet, and tender. Very smooth and handsome. Pkt. 10 cts.; oz. 35 cts.; $\frac{1}{4}$ lb. \$1.00; lb. \$3.25, postpaid.



EXTRA
EARLY
WHITE
MILAN

Cultivate your garden thoroughly every week or ten days. Little weeds today become great big fellows tomorrow or next day. Every weed steals plant food from your vegetables, that is to say, weeds steal food right off your plate. Kill them. Cultivation also forms a dust mulch or blanket which keeps moisture in the ground. One word more about cultivation. Plenty of exercise with a hoe builds muscle just as good as, if not better than, golf sticks, and in addition you are a producer. The right exercise for office men. Try it!

Turnips—Continued



TURNIP—WHITE EGG

1167 WHITE GLOBE STRAP-LEAVED. A large, ball-shaped Turnip, averaging six inches in diameter, with smooth white skin. Flesh pure white, firm and crisp, and of excellent flavor. The leaves are quite long, stiffly erect, and of the strap-leaf type. Pkt. 10 cts.; oz. 30 cts.; $\frac{1}{4}$ lb. 90 cts.; lb. \$3.00, postpaid.

1169 WHITE EGG. A splendid table variety, growing to a good size and of finest quality. Skin clear white; tender and most ornamental in appearance when washed for market. The flesh is fine grained and of mild, sweet flavor. Pkt. 10 cts.; oz. 30 cts.; $\frac{1}{4}$ lb. 90 cts.; lb. \$3.00, postpaid.

1171 SWEET GERMAN, or LONG WHITE FRENCH. Similar in growth and appearance to the *Ruta Bagas*, and should be planted

about July first, as it requires a longer season of growth than the early flat varieties. The flesh is hard and crisp, but becomes more tender toward spring. It is an excellent keeping variety and of the finest quality for spring use. Pkt. 10 cts.; oz. 35 cts.

1173 LONG WHITE or COW-HORN.

Rather slender, tapering roots, six to eight inches in length, measuring one and a half to two inches in diameter at the shoulder and usually slightly curved in form.

TURNIP—
WHITE GLOBE
STRAP-
LEAVED


The roots grow half their length above the surface, and are pure white, with crisp, sweet flesh. Pkt. 10 cts., postpaid. *Packets only.*

1177 SEVEN TOP. This variety is quite largely planted in the South for green forage during the winter months. The plants *do not produce bulbs*, but are of strong growth with abundant green foliage. In some sections Turnips are largely planted to make a green crop to turn under to enrich the soil, and this variety is one of the best for the purpose. Pkt. 10 cts., postpaid. *Packets only.*

1179 LARGE YELLOW or AMBER GLOBE. A splendid variety which grows to a large size. The smooth, oval bulbs are thick and broad at the shoulder. The skin is smooth and of a pale amber color, while the flesh is of a rich creamy yellow and of excellent flavor. There is no waste, for any of this variety in excess of table requirements may be fed to stock with most beneficial results. Pkt. 10 cts.; oz. 30 cts.; $\frac{1}{4}$ lb. 90 cts.; lb. \$3.00, postpaid.

TURNIP—LARGE
YELLOW, OR
AMBER GLOBE

Ruta Bagas, Swedes, or Russian Turnips



BURPEE'S
IMPROVED
PURPLE-TOP
YELLOW

Ruta Bagas are more solid, of firmer flesh, and therefore keep longer into spring than turnips. All that has been said in the introductory to Turnips on page 18 applies to the Ruta Baga as an agent of health. These require a longer season in which to mature than do turnips, and at this latitude, Philadelphia, seed should be sown from the first to the middle of July to make large bulbs for winter keeping. The seed should always be sown in drills or rows so as to allow of frequent cultivation and at least three feet apart, if to be cultivated by horse. Thin to stand six or eight inches apart in the row. For full directions for growing Turnips and Ruta Bagas ask for our leaflet on "ROOT CROPS," which is sent free with orders—if asked for.

1191 BURPEE'S IMPROVED PURPLE-TOP YELLOW. A hardy and productive variety of handsome appearance. It produces uniformly large, globe-shaped bulbs of rich purplish coloring in the upper portion and a deep yellow below the soil. Very smooth, with a single small tap-root at the base. The bulbs are broad and smoothly round at the top;

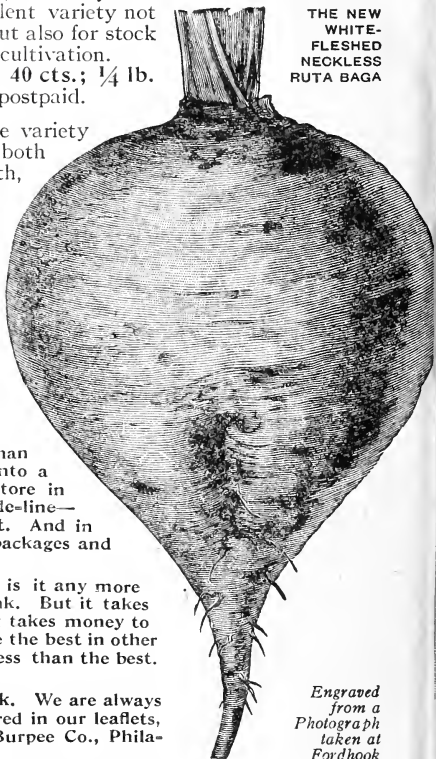


free from the long, hard neck of ordinary varieties. It is very productive, yielding an immense weight of crop, and will keep in fine condition until quite late in the spring. Flesh richly colored, fine grained, and very sweet.

This makes an excellent variety not only for table use, but also for stock feeding. Of easy cultivation. Pkt. 10 cts.; oz. 40 cts.; 1/4 lb. \$1.25; lb. \$4.00, postpaid.

1196 WHITE-FLESHED NECKLESS. This choice variety is similar in all respects to the *Golden Neckless*, but both skin and flesh are white. It forms perfectly smooth, slightly elongated, globe-shaped roots of great weight, very solid and of choice quality, both for table use and for cattle feeding. A splendid keeper. (See illustration from a Fordhook photograph.) Pkt. 10 cts.; oz. 35 cts.; 1/4 lb. \$1.10; lb. \$3.50, postpaid.

1197 LARGE WHITE. Bulbs of large size, with creamy-white skin; fine globe-shaped. Flesh hard, crisp, and of sweet flavor. Pkt. 10 cts.; oz. 35 cts., postpaid.



THE NEW
WHITE-
FLESHED
NECKLESS
RUTA BAGA

BURPEE'S SEEDS GROW!

You can buy seeds in brighter colored, prettier packets than we use and may be at a lower price. You can run into a drug store, a grocery store, or most any kind of a store in seed time and get the usual kind of seed sold as a side-line—the kind which gives the storekeeper the biggest profit. And in both cases you will get just what you pay for—pretty packages and CHEAP seed.

Burpee's seed is not cheap seed. It is not cheap, nor is it any more expensive than that of other seed houses of the first rank. But it takes money to run the biggest trial grounds in America. It takes money to produce the best in seed just as it takes money to produce the best in other things. And in seed no one can afford to use anything less than the best. Isn't it true? Remember—BURPEE'S SEEDS GROW!

Don't forget the list of cultural leaflets on the order blank. We are always at your service. If you have special problems not answered in our leaflets, write us, addressing Technical Department, W. Atlee Burpee Co., Philadelphia.

Engraved
from a
Photograph
taken at
Fordhook

Radishes—Round Varieties

Radishes should be sown at intervals of ten days throughout the entire season. However, many planters are unfamiliar with the winter Radishes. During July and August is the ideal time for sowing all of the winter types. During the summer months the long Radishes, such as White Delicious, White Strasburg, Charters, etc., are at their best, while the early turnip-shaped varieties, sown during August and the first half of September at intervals of a few days, produce fine, crisp, tender roots that are, if properly cultivated, fully equal to the best spring grown.

883 VICK'S SCARLET GLOBE. SCARLET GLOBE, while inclined to a slightly oval form, is of superb quality and of such handsome appearance, due to its brilliantly colored skin, that it is most popular.

A standard market variety that is no superior. Pkt. 5 cts.; oz. 25 cts.; $\frac{1}{4}$ lb. 75 cts.; lb. \$2.25, postpaid.

885 EXTRA-EARLY SCARLET TURNIP is of very quick growth, producing small, round roots of rich, dark scarlet.

Pkt. 5 cts.; oz. 25 cts.; $\frac{1}{4}$ lb. 70 cts.; lb. \$2.25, postpaid.

893 SCARLET TURNIP WHITE TIP produces a small, round root, with bright scarlet top and a clear white circle on tip, just above and including the slender tap-root. So popular is the SCARLET TURNIP WHITE TIP that special strains have been offered under many names; our stock is equal to the best offered. Pkt. 10 cts.; oz. 30 cts.; $\frac{1}{4}$ lb. 85 cts.; lb. \$2.75, postpaid.

899 PHILADELPHIA WHITE BOX. An early variety, very popular with market gardeners. Radishes grow one and a half inches in diameter, with pure paper-white skin; crisp, mild flesh. Largely planted in the field for the earliest market crop.

Pkt. 5 cts.; oz. 25 cts.; $\frac{1}{4}$ lb. 70 cts.; lb. \$2.25, postpaid.

Olive-Shaped Radishes


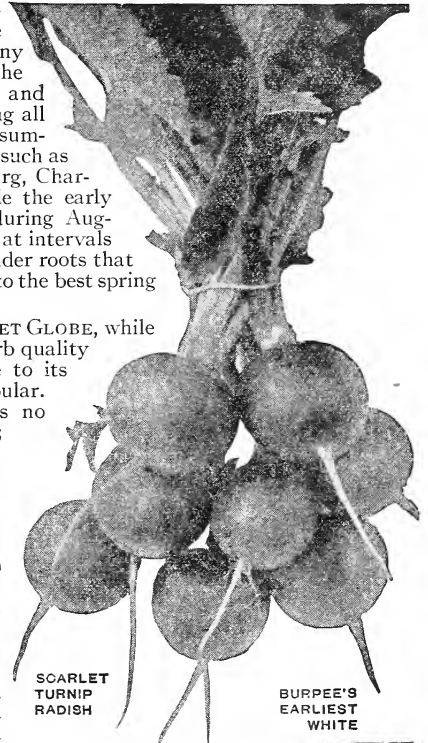

905 BURPEE'S EARLIEST WHITE. This is the earliest and finest forcing variety. Radishes are ready for the table from sixteen to twenty days from the date of sowing in open ground, and even earlier if grown under glass. These Radishes are of oval-oblong form, of the purest paper whiteness, with thin skin and most tender flesh of mildest flavor.

Pkt. 10 cts.; oz. 30 cts.; $\frac{1}{4}$ lb. 85 cts.; lb. \$2.75, postpaid.

907 FRENCH BREAKFAST. A small, handsome variety of very quick growth; one-half inch in diameter and two inches in length and abruptly rounded at the ends. Color is bright carmine with clear white in the lower portion. Very tender and mild.

Pkt. 10 cts.; oz. 30 cts.; $\frac{1}{4}$ lb. 85 cts.; lb. \$2.75, postpaid.

RADISHES—CRISP, BRITTLE, AND JUICY—HOW TO GROW THEM
Here is the right way to grow Radishes. First, select a light, rather sandy, fertile soil; Radishes should grow quickly. Second, give plenty of water during dry periods, otherwise they will become pithy. Third, USE THE RIGHT KIND OF SEED. Fourth, cultivate cleanly and constantly to insure unchecked growth.



Radishes—Half-Long and Long Varieties

EARLY LONG
SCARLET
SHORT TOP



Many people like the little round radishes the first thing in the spring, but plant varieties of half-long and long radishes to follow immediately the round ones. These radishes offered below are mild, yet brittle and juicy, and make an excellent succession crop to plant a few days after sowing the round ones. This is a good plan both for the home gardener and for the market gardener. Be sure to have some of these crisp fellows in your garden!

928 EARLY LONG SCARLET SHORT TOP. The finest strain of this most popular radish. The long, slender, handsomely colored roots are most attractive in appearance. They are ready in about twenty-five days; crisp, brittle, and of choicest quality. They reach a length of five to six inches, growing half out of the ground. Pkt. 10 cts.; oz. 25 cts.; $\frac{1}{4}$ lb. 75 cts.; lb. \$2.50, postpaid.

930 CINCINNATI MARKET. A strain of the *Long Scarlet*, growing to slightly larger size, fully as early and darker in coloring. A popular variety in the South and largely planted for shipping North during the early spring months. Pkt. 10 cts.; oz. 25 cts.; $\frac{1}{4}$ lb. 75 cts.; lb. \$2.50, postpaid.

932 WOOD'S EARLY FRAME. This is an extra-early strain of the *Long Scarlet Short Top*, largely used for growing under glass. Pkt. 10 cts.; oz. 25 cts.; $\frac{1}{4}$ lb. 75 cts.; lb. \$2.50, postpaid.


934 HALF-LONG DEEP SCARLET. The radishes are of slightly larger diameter and most brilliant scarlet coloring. Flesh purest white, crisp, and juicy. Pkt. 10 cts.; oz. 25 cts.; $\frac{1}{4}$ lb. 75 cts.; lb. \$2.50, postpaid.

936 LONG CARDINAL or LONG BRIGHTEST SCARLET. Similar to *Long Scarlet*, but not quite so long and even brighter in color. The crisp, tender radishes grow quickly and are quite attractive bunched for market. Pkt. 10 cts.; oz. 25 cts.; $\frac{1}{4}$ lb. 75 cts.; lb. \$2.50, postpaid.

938 WHITE ICICLE. The finest of the pure white varieties. The Radishes are ready for use in twenty to twenty-five days; their long slender form and pure paper-white skin are most attractive. This Radish is not only crisp and tender when young, but retains these qualities until the roots attain large size, so that it will remain in fine condition longer than any other first-early variety. It is excellently adapted for successive sowings in the open ground. Pkt. 15 cts.; oz. 40 cts., postpaid.



LONG
CARDINAL



WHITE ICICLE

RAISING BULBS "TO BEAT THE DUTCH"

For years and years Holland has been the only source of supply of such bulbs as Tulips, Narcissus, Hyacinths, etc. So strong a hold had Holland that these bulbs have always been known as "Dutch bulbs." But America has stepped in. Within a few short years an enterprising American has raised, on the fertile soil of California, bulbs of these flowers which surpass in every way those of Holland; surpass them to such an extent that Holland will never again control the bulb market. In Humboldt County, California, we are literally raising bulbs "to beat the Dutch." Think of it! Tulips of stronger growth, longer stems, bigger flowers; hyacinths of richer hues and deeper fragrance; daffodils of greater beauty—than the Dutch have produced as the result of years of cultivation and hybridizing.

The House of Burpee has arranged to supply you with these superior American-grown Dutch bulbs at prices within the reach of all. On pages 9 and 10 are listed collections at special prices. On pages 99 to 104 single varieties are offered at attractive prices.

No other flowers present such a uniform mass of blooms in beds or borders nor such rich color effects—no other flowers present just the neat, chaste appearance of Dutch bulbs. They have an appealing charm peculiarly their own, and they are the ever-welcome harbingers of spring. You can have these beautiful flowers in YOUR yard or garden. Order NOW for fall planting!

Radishes—Continued

Midsummer Varieties of Long Radish


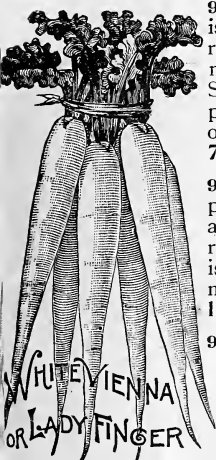
The radishes listed below are specially adapted to summer requirements. They are longer and more solid in substance and therefore more permanent than the earlier sorts. Not only do they remain fit for table use much longer, but the fact that they penetrate the soil to a greater depth keeps them cool, juicy, and brittle during long periods of hot weather when the smaller sorts quickly become pithy and dry. This recommends them at once both for the home garden and for the market gardener.

951 CHARTIERS (sometimes called Shepherd). These delicious radishes grow from one to one and a half inches in diameter and six inches or more in length. Penetrating the soil to this depth, they are always cool, juicy, and brittle. The upper portion is a beautiful rosy carmine and the lower portion is clear white. The flesh is clear white and is mild and crisp. An excellent summer variety.
Pkt. 5 cts.; oz. 20 cts.; $\frac{1}{4}$ lb. 60 cts.; lb. \$2.00, postpaid.

953 LONG WHITE VIENNA (Lady Finger). This is one of the finest of the second-early varieties. This radish is long, slender, pure white, and very crisp and mild. It is ready for use nearly as early as Long Scarlet Short Top, while the roots grow to larger size. Its popularity is evidence of its approval by many people of good judgment. Pkt. 10 cts.; oz. 25 cts.; $\frac{1}{4}$ lb. 70 cts.; lb. \$2.25, postpaid.

954 WHITE DELICIOUS. This is a large, oval-shaped, pure white radish. The flesh is firm and solid, but crisp and of mildly pungent flavor, which makes it the favorite radish of many. An additional virtue of White Delicious is that it grows well in heavy soils or in wet weather. Well named "Delicious." Pkt. 10 cts.; oz. 25 cts.; $\frac{1}{4}$ lb. 75 cts.; lb. \$2.50, postpaid.


959 WHITE STRASBURG. Originated around Strasburg, the capital of Alsace-Lorraine, the disputed territory in the present world-war. An excellent mild radish of strong growth and of large size. Both skin and flesh are of pure white and the flavor carries a mild tang which renders this the favorite radish of many. Stands a long time in good condition before running to seed; a long-season radish.
Pkt. 10 cts.; oz. 25 cts.; $\frac{1}{4}$ lb. 75 cts.; lb. \$2.50, postpaid.



Photograph, much reduced

RADISHES IN HOTBEDS AND COLD-FRAMES

Radishes mature in twenty-five to fifty days and are therefore particularly suitable for sowing in the hotbed or cold-frame. In the cold-frame they may be sown in October to mature in November or in spring, from March 1st on. In hotbeds they may be sown throughout the season. See pages 31 and 32.



Winter Radishes

There is no reason why you cannot have crisp Radishes practically all winter long—and there is reason why you should, for they are a most beneficial article of winter diet. The varieties below are large and may be grown well through the hot weather, but should be watered during all especially hot spells, to keep them juicy and tender in texture.

For winter they should be packed in boxes in moist soil. Before using soak in cold water; this will restore crispness and brittleness. These large Radishes may be sliced and make delicious sandwiches for children's lunches. Black Spanish, which has more tang than the other two varieties, may be sliced and served with meats or used in salads; it may also be sliced and served in vinegar, like green cucumbers. Wherever pungency and tang are desirable these Radishes are excellent.

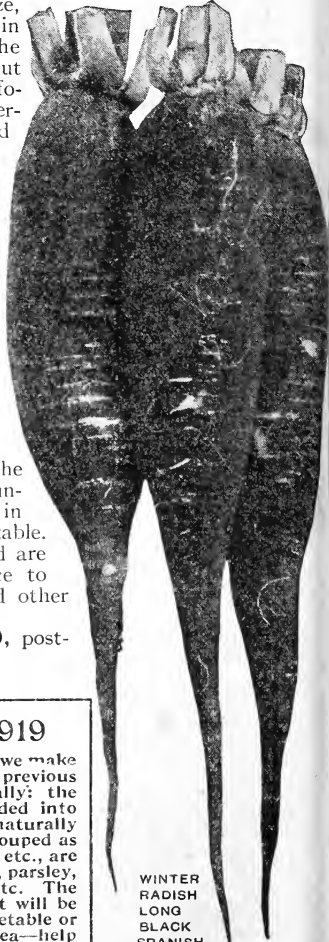
963 WHITE CHINESE (Celestial) is the finest of all extra-large white Radishes; the roots grow to immense size, averaging from twelve to fifteen inches in length and fully five inches in diameter; the large roots grow mostly above the surface, but are shaded from the sun by the abundant foliage, so that the skin remains a pure paper-white; the flesh is always crisp, mild, and juicy. Pkt. 5 cts.; oz. 20 cts.; ¼ lb. 60 cts.; lb. \$2.00, postpaid.

967 CHINESE ROSE or SCARLET WINTER. A large oval or tapering Radish growing one-half above the ground. One and one-half inches in diameter and eight inches in length. The skin of the upper portion is of a bright deep scarlet, shading to carmine rose in the portion growing below the surface. The flesh is pure white and is crisp, solid, and mildly pungent. A splendid keeper for winter use. Pkt. 5 cts.; oz. 20 cts.; ¼ lb. 55 cts.; lb. \$1.75, postpaid.

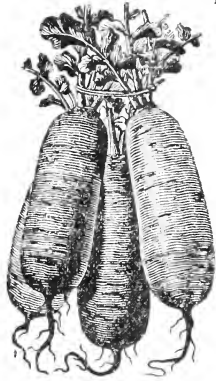
971 LONG BLACK SPANISH. The skin of this variety is of a brownish black, but the flesh is pure white, hard, and crisp, and very pungent. The bulbs are pared, sliced, and placed in vinegar like cucumbers when placed on the table. These Radishes run over two inches in diameter and are of good length. A variety which appeals at once to those who like mustard, peppers, horse-radish, and other pungent articles of food. Pkt. 5 cts.; oz. 20 cts.; ¼ lb. 60 cts.; lb. \$2.00, postpaid.



WHITE CHINESE
Greatly reduced from a photograph



WINTER RADISH LONG BLACK SPANISH
Greatly reduced from a photograph



WINTER RADISH CHINESE ROSE
Showing type or shape

1919 Burpee's Annual 1919

Here's a bit of news! In the 1919 Burpee's Annual we make an entirely new classification of vegetables. In previous "Annuals" we have listed vegetables alphabetically; the new Burpee's Annual will have vegetables divided into several classes. Each class contains all vegetables naturally alike. For instance, beans, corn, and peas are grouped as "Edible Seeds"; beets, carrots, parsnips, turnips, etc., are grouped as root crops. Cabbage, lettuce, spinach, parsley, etc., are called "Greens" and Saiads, etc., etc. The change has been made for your convenience. It will be easier to make out orders and easier to find a vegetable or bit of information quickly. The old Burpee idea—help the customer.

In this classification Burpee is, as usual, pioneer. We predict this movement will become universal in all the millions of seed catalogs issued yearly. If you want to know who is leader in the seed trade, watch others follow Burpee in this new and radical step.

Green-Pod Bush Beans

Beans Should be a Main Crop in Every Garden

It is not by accident that beans have formed the staple of army diet for years. It is because of their extremely high nutritive value, which has demonstrated their great worth over a long period of years. Not only are snap beans most delicious as a table delicacy, but they are also of high food value.

All of the green-pod beans listed here may be planted right up to August 10th in the zone of Philadelphia. Their yield is most prolific, and succession plantings should be made all season through, for all which are not used on the table may be allowed to mature and may be dried and saved for winter use. There is no waste—plant plenty of these delicious "snap" beans.

10 BURPEE'S STRINGLESS GREEN-POD. This famous Bean, first named and introduced by us twenty-four years ago, is unequaled as a first-early. It combines unusual hardiness, extreme earliness, and wonderful productiveness with handsome appearance and finest quality of pods. **BURPEE'S STRINGLESS is the quickest to produce pods.** By repeated plantings pods may be had in constant succession from spring until cut off by heavy frosts in the fall. Combined with the extra hardiness and early maturity, the pods are of a rich green, very round and straight, five inches long, broad and solidly meaty; they are deeply saddle-backed, caused by the rounded swell of the fleshy sides. The pods



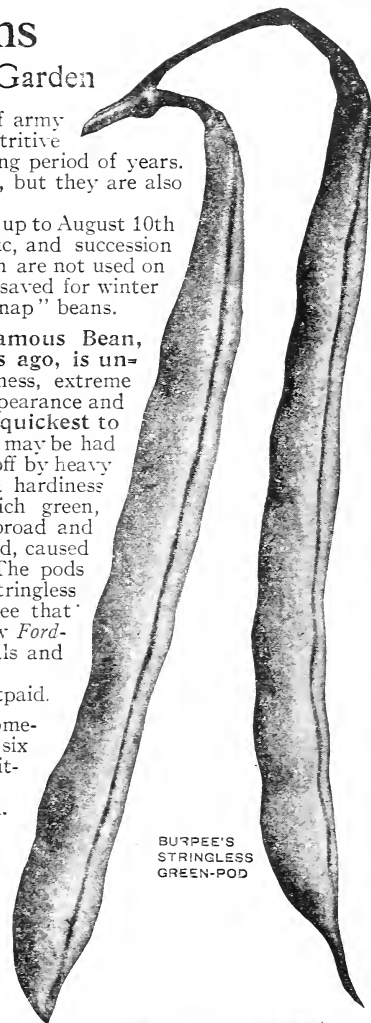
are tender, brittle, and of the finest flavor, being entirely stringless even when fully matured. In a word, planters now agree that **BURPEE'S STRINGLESS** is equaled in quality only by the new *Ford-hook Favorite!* We could fill many pages with testimonials and enthusiastic reports, did space permit.

Pkt. 15 cts.; $\frac{1}{2}$ lb. 30 cts.; lb. 55 cts.; 5 lbs. \$2.50, postpaid.

16 EARLY YELLOW SIX WEEKS. Bush growth, sometimes semi-running in character. The pods are flat, six inches long, one-half inch wide; light green in color; very little flesh; should be gathered young.

Pkt. 15 cts.; $\frac{1}{2}$ lb. 35 cts.; lb. 60 cts.; 5 lbs. \$2.75, postpaid.

18 LONGFELLOW. An extra-early variety, producing long, round, green pods, which are tender, brittle, and stringless when young. Beans and peas are protein foods just the same as meat. For those who wish to save meat for our soldier boys there is no better substitute. Grow peas and beans plentifully. Can and dry them for winter. Pkt. 15 cts.; $\frac{1}{2}$ lb. 30 cts.; lb. 55 cts.; 5 lbs. \$2.50, postpaid.



BURPEE'S
STRINGLESS
GREEN-POD



Beans are a most valuable food and may be sown as a succession crop until early August

Dwarf or Bush Lima Beans .

60 BURPEE'S BUSH LIMA. This comes absolutely true from seed. The bushes grow eighteen to twenty inches high, of stout growth and always erect, yet branching so vigorously that each plant develops into a magnificent circular bush from two to three feet in diameter. It is an immense yielder. This is the original *Dwarf Large Lima* as first introduced exclusively by us in 1890. The pods and beans, however, are not so large nor are the bushes so prolific as the new and distinct *Burpee-Improved*.

Pkt. 15 cts.; 1/2 lb. 35 cts.; lb. 65 cts., postpaid.

63 THE BURPEE-IMPROVED BUSH LIMA.

The pods are truly enormous in size, borne abundantly and well filled with handsome beans which are both larger and thicker than those of the popular *Burpee's Bush Lima*—and fully eight days earlier. It differs from the best strains of *Burpee's Bush Lima* in having uniformly much larger pods, producing more beans, while both pods and beans are not only larger in size, but also considerably *thicker*. The growth is even

more vigorous, with heavier foliage. The plants are uniformly upright. The blossom- or pod-bearing stalks are thrown well out from the foliage, and the pods are borne frequently in "clusters" of from five to eight. The pods measure five to six inches long by one and one-quarter inches wide. Even when of full size the enormous beans are of the most luscious flavor. Pkt. 15 cts.; 1/2 lb. 40 cts.; lb. 75 cts., postpaid.



65 BURPEE'S FORDHOOK BUSH LIMA

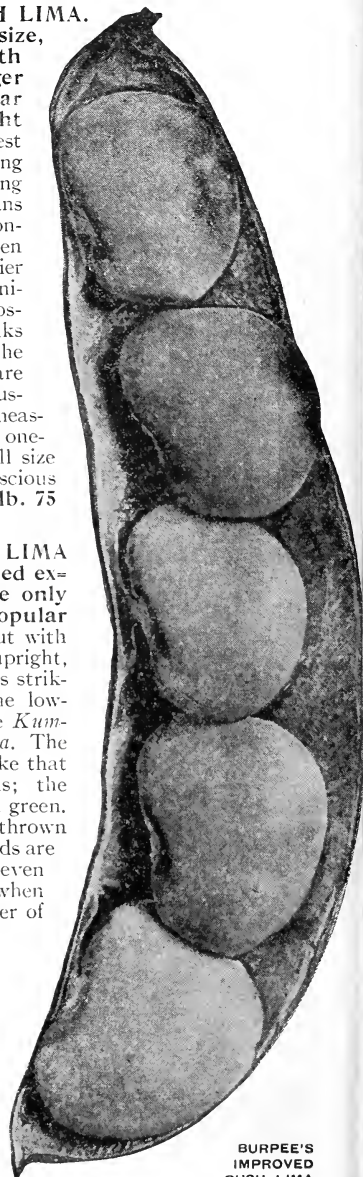
BEAN. First named and introduced exclusively by us in 1907, this is the only stiffly erect Bush form of the popular "Potato" Lima! Branches freely but with all the branches held upright, this ideal bush growth is strikingly in contrast to the low-spreading growth of the *Kumerte* or *Dreer's Bush Lima*. The **FORDHOOK** has foliage like that of the large pole Limas; the

leaves are large, smooth, and a dark, rich green. The stalks that produce the blossoms are thrown out from the lateral and main stalks; the pods are borne in "clusters" of from four to eight. The green beans, even when of full size, are tender, juicy, and sweet in flavor when cooked—as distinct from the rather dry and mealy character of other varieties of the *Potato Lima* type.

FORDHOOK BUSH LIMA

Pkt. 15 cts.; 1/2 lb. 25 cts.; lb. 40 cts., postpaid.

Many gardeners are of the opinion that Lima Beans must be put into the ground early in the summer. This is not true, as many of the very best crops are from late sown seed. Seed sown in the first half of July, in the latitude of Philadelphia and even later in the South, with ordinary weather conditions will produce splendid crops before frost.



BURPEE'S IMPROVED BUSH LIMA

Peas for Summer and Fall Sowing

Many gardeners are of the opinion that Peas can be sown only in the spring. With the proper selection of varieties such as listed below, seed sown from July 15th to September 1st will produce a splendid crop of good Peas before frost. The varieties here cataloged are selected with a view of giving the greatest returns when planted at this season of the year.

MRS. ANNA B. SCOTT, food expert of the Philadelphia *North American*, states that a pound of peas is equal in food value to a pound and a half of milk. In fact, peas make a most excellent substitute for meat. Therefore "succession" sowings should be made every two weeks; this will give plenty of tender, delicious peas for the table all summer long and will also supply enough for canning and drying. (Remember, peas and beans make an excellent winter substitute for meat.) Write the Division of Publications, Department of Agriculture, Washington, D. C., for free bulletin No. 853, on Canning and No. 841 on Drying and Evaporating.

Every town and city housewife has noted the fact that each vegetable is on the market only at a certain season of the summer and usually for only two or three weeks. This is because market gardeners make big sowings of a certain vegetable at a certain early date and then give their attention to the next seasonal vegetable. People are always glad to get fresh peas (and other vegetables, too) all summer long. By "succession" sowing you can have these summer delicacies the whole season through.

739 ALASKA. Also called "*Earliest of All.*" Of the same type of growth and same size pods, it is as early as *Burpee's Best Extra-Early*. The vines grow from twenty to thirty inches in height, bearing well-filled, medium-sized pods. The dry seed is of a *bluish-green color*. It matures practically the entire crop *all at one time*. It is the most popular pea for canning.

Pkt. 15 cts.; $\frac{1}{2}$ lb. 30 cts.; lb. 50 cts.; 5 lbs. \$2.25, postpaid.

740 BURPEE'S EXTRA-EARLY NEW PEA, DESPATCH.

The pods average three and one-half inches in length and usually contain eight to nine fine peas of rich green color and of excellent flavor. The vines average three feet in height, foliage rich deep green in color; the pods are also well colored, thus adding greatly to their value as a market variety.

Pkt. 15 cts.; $\frac{1}{2}$ lb. 35 cts.; lb. 65 cts.; 5 lbs. \$3.00, postpaid.


742 NEW EXTRA-EARLY PILOT. The *PILOT* is *far and away ahead* of all other early round-seeded first-early peas. The pods and peas are nearly as large as those of *Gradus*, while they are produced three days earlier—as early as the best selected small, smooth-seeded extra-earlies. They can be planted, of course, much earlier than *Gradus*, and while not wrinkled, the peas are almost equal in flavor. The vines, of vigorous growth, attain a height of three feet.

Pkt. 15 cts.; $\frac{1}{2}$ lb. 35 cts.; lb. 60 cts.; 5 lbs. \$2.75, postpaid.

745 EXTRA-EARLY GRADUS. Also called "*Prosperity*" Pea. This popular large-podded wrinkled pea of finest quality matures pods only two or three days later than the small-podded round-seeded extra-earlies. The vine has heavy stems with large light-green leaves, and grows three feet high. It produces uniformly large pods, measuring from four to four and a half inches in length, nearly round, and well filled with very large, handsome peas of the finest flavor.

Pkt. 15 cts.; $\frac{1}{2}$ lb. 40 cts.; lb. 75 cts.; 5 lbs. \$3.50, postpaid.


749 PREMIUM GEM. Improved Strain of *McLEAN'S LITTLE GEM*. Of dwarf growth, maturing early. The vines grow from twelve to fifteen inches in height, and are very productive; pods two and a half to three inches long, round, and well filled with peas of delicious flavor. Pkt. 15 cts.; $\frac{1}{2}$ lb. 30 cts.; lb. 50 cts.; 5 lbs. \$2.25, postpaid.



ALASKA
Famous
Canning
Variety



A Pod of
PILOT



Pod of
GRADUS

Sweet Corn

The early varieties of Sweet Corn are particularly desirable for planting after the first of July until the fifteenth of the month. Sweet Corn is easily and economically evaporated or canned for winter use. By all means include Sweet Corn in your late summer garden.

Early Sweet Corn Burpee's Golden Bantam

BURPEE'S GOLDEN BANTAM has become the best known and probably the most popular Sweet Corn of any type or kind in the world. It is the ideal garden Sweet Corn, and if succession sowings are made every ten days, this wonderful corn will furnish your table throughout the summer.

GOLDEN BANTAM, first named and introduced (exclusively by us) sixteen years ago, is now the most popular of all extra-earlies. It is pronounced the **richest in flavor of all**. It is the **hardest** Sweet Corn for the cool Northern States. It is the best variety also to plant in the summer for late fall use.

GOLDEN BANTAM is so named because the grain, when ready for use, is a rich, *creamy yellow*, deepening to orange-yellow as it ripens. This distinct color is so unusual that many persons seeing it for the first time ask: "*Is that really a sweet corn?*" A single trial of its splendid quality soon convinces them that **GOLDEN BANTAM** is *actually the finest flavored of all sweet corns*.




GOLDEN BANTAM is dwarf in growth, the stalks averaging four feet in height. The ears are from five to seven inches in length; but what it lacks in size is fully made up in its productiveness and quality. The small stalks can be grown closely together in the row, and in good soil will produce two and three fine ears to a stalk.

GOLDEN BANTAM is not only *extra early*, but also *extra hardy*. Although the grain in the young, tender state is sweet and rich beyond comparison, the dry seed is quite solid, permitting of the earliest planting. Plantings can be made a week or ten days earlier than with the shriveled seed of white-seeded varieties. Even if planted at the same time, **BURPEE'S GOLDEN BANTAM** is as early as the *Cory* and vastly finer in flavor.

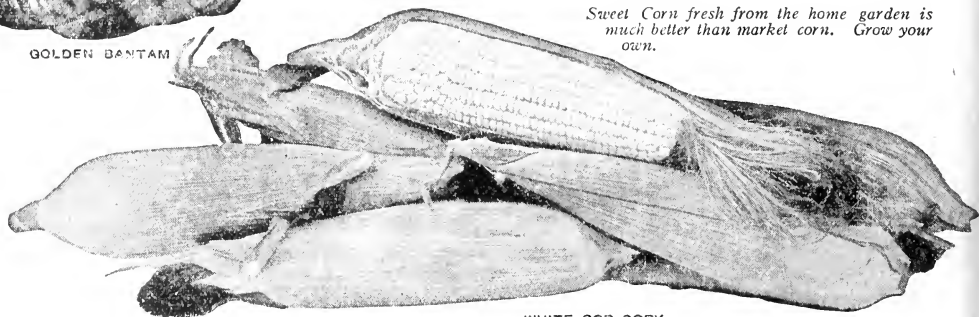
GOLDEN BANTAM, while recommended especially for the Northern States, is desirable also for warmer locations, both as a *first-early* and *for late plantings*. It is valuable because the ears, protected by a good firm husk, are not liable to smut.

301 **GOLDEN BANTAM** of our selected strain, northern-grown seed: Pkt. 15 cts.; ½ lb. 35 cts.; 1 lb. 60 cts.; 5 lbs. \$2.75, postpaid.



GOLDEN BANTAM

Sweet Corn fresh from the home garden is much better than market corn. Grow your own.



WHITE COB CORY

Select Strains of Sugar Corn

For Summer Sowing

Do You Know the Economy of Sweet Corn?

Sweet corn offers great family savings. In the first place, it may be sowed in succession crops right up to August 1st, and furnishes a nourishing food for the table all summer long. In the second place, it may be dried or evaporated and stored away in any amount for winter use. In the third place, it may be canned for winter use. What you do not need for table use may be canned or dried for winter. Keep succession crops of corn coming one after another.

Sweet corn is a most valuable food. It is rich in starch and it is starch which makes bread the "staff of life." Plan now to have a big supply of canned and dried corn on hand to furnish your family with starch in case our bread supply is cut in half next winter. Those who depend on buying canned corn not only risk paying exorbitant prices, but may not be able to get it at any price. Last winter showed how quickly people turn to substitutes and how the price of substitutes is affected. Do you remember the effect of a high wheat price on the price of corn? Be prepared!

302 BURPEE'S EARLIEST CATAWBA. Resembles our famous *Golden Bantam* in dwarf growth and extreme earliness, but differs in coloring and flavor. Grown singly in long rows, the plants sucker freely and then frequently bear as many as four or five good ears from a single seed. It produces uniformly handsome ears, from six to seven inches long, rather slender, and just the right size to eat from the cob, which is well filled to the tip with eight rows of broad grains. When ready for use, the grains are pearly white, slightly flushed with rose-pink, but in the dry seed the color is the exact counterpart of a fine Catawba grape—a dark rich purple shaded with rose. The small cob is white. Some growers pronounce it even more tender and more deliciously sweet than the popular favorite, *Golden Bantam*.

Pkt. 15 cts.; $\frac{1}{2}$ lb. 35 cts.; 1b. 60 cts.; 5 lbs. \$2.75, postpaid.

308 CORY. This popular extra-early variety succeeds well where the summer is short, cool, and moist. Ears six inches in length, with eight rows of quite broad grains. The cob is red, and for this reason is sometimes called Red Cob Cory, to distinguish it from the White Cob Cory listed below.

Pkt. 10 cts.; $\frac{1}{2}$ lb. 30 cts.; 1b. 50 cts.; 5 lbs. \$2.25, postpaid.


309 WHITE-COB CORY. This is equally as early as the *Red-Cob Cory*, but is somewhat less hardy. The grains retain their pearly whiteness when cooked. White Cob Cory is in some localities the best known and most popular early large-eared sweet corn.

Pkt. 10 cts.; $\frac{1}{2}$ lb. 30 cts.; 1b. 50 cts., postpaid.

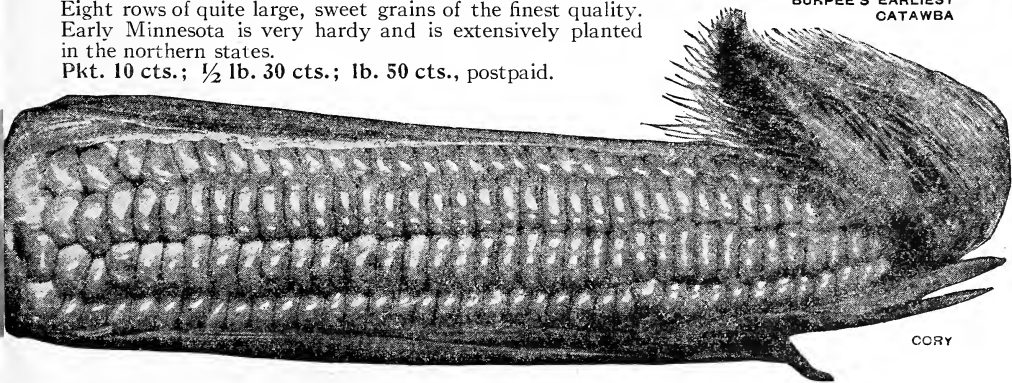
313 EARLY MINNESOTA. A standard early variety of strong growth. Ears larger than *Cory*, and matures before the *Crosby*.

Eight rows of quite large, sweet grains of the finest quality. Early Minnesota is very hardy and is extensively planted in the northern states.

Pkt. 10 cts.; $\frac{1}{2}$ lb. 30 cts.; 1b. 50 cts., postpaid.



BURPEE'S EARLIEST
CATAWBA



CORY

Hotbeds and Cold-Frames

In order to lengthen the season the hotbed and cold-frame constitute a very valuable addition to the outside garden, for by the use of cold-frames in the fall, plants that have been grown in the open that get a little protection can be transferred to cold-frames and carried late into fall, while certain hardy plants, like Parsley, Leeks, and Kohl-Rabi, will stand throughout the winter if the frame is given slight protection.

The hotbed offers a means of carrying the most tender plants late into the winter, and with some varieties entirely through the season. The hotbed is also generally used for starting plants early in the spring.

We give below instructions for making hotbeds and cold-frames. We have also prepared a leaflet on "HOTBED MAKING," and another on "EARLY VEGETABLE PLANTS FOR THE GARDEN AND FIELD." These will be sent free upon request.

The Cold-Frame

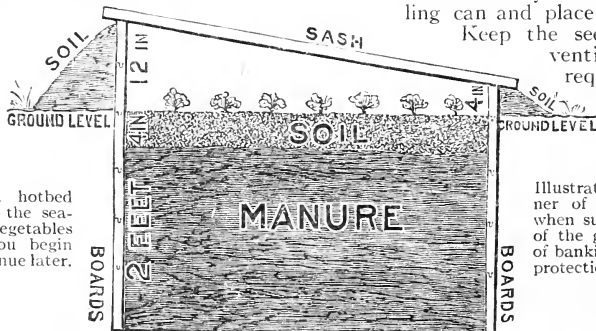
The cold-frame does not depend on manure for heat, and affords protection against adverse weather through the sash, muslin, or whatever material is used for a cover. The soil on which the cold-frame rests must be well drained. Fill the frame with a good garden loam within eight inches of the lower board and put four inches of compost soil on top of it. The soil as used for the hotbed is very good, but one part well-rotted manure mixed with one part sandy garden loam can be used with good results. Level the surface with the rake and press down lightly with a board to get an even and smooth seedbed. The rows for sowing the seed are marked out by pressing the edge of a board in the surface. Sow the seed evenly and thinly to a depth of four times their diameter. Cover them with fine sifted sandy soil and compact the soil by a light pressure upon the surface. Give a thorough watering and place the cover over the bed. Water the bed regularly, and when the plants are up, give air by raising the sashes on the side opposite from where the wind blows. Keeping the frame closed will cause weak and spindly plants of little value.

The Hotbed

Ten days before making the hotbed pile the manure in a heap three to five feet high and turn the pile two or three times, bringing the inside out and putting the cold outer layer in the middle. Place the heated manure in the bottom of the bed in thin layers, tramping each one down, especially on the sides. Moisten with warm water if the manure is too dry. Fill the bed within eight inches from the lower board and cover with sashes for a day or two, until the manure has warmed up. Place a thin layer of straw over the manure to separate the manure from the cover-soil and to effect an even distribution of the rising heat. A four- to six-inch layer of specially prepared topsoil completes the bed. This soil should be prepared as far in advance as possible. Two years is not an unusual length of time before the soil is used. Mix one part fine sand, one part leafmould, one part well-rotted manure, and one part garden loam and screen through a half-inch mesh. Rake the surface of the soil smooth and cover with sash. The temperature in the bed will rise quickly and drop again in one to two days. Sowing can be started when the heat in the soil has dropped down to 85° F. Press the surface smooth with a board and mark out rows with a straight edge of the board. The distance between the rows depends on the size of the vegetable and whether it is intended to reach maturity in the frame or whether it is transplanted.

Sow the seed in the depressions, cover with finely sifted soil, and press lightly with a board to bring the seeds in close contact with the soil. Water the bed carefully with a fine rose sprinkling can and place the sash over it.

Keep the seedbed moist and ventilate as the plants require.



The use of a hotbed greatly extends the season of green vegetables and salads. You begin earlier and continue later.

Illustration showing the manner of making the hotbed when sunk below the surface of the ground. Also method of banking around outside for protection.

Vegetables Under Glass

Greenhouse

Vegetables forced in the greenhouse to edible size belong to two groups, the cool temperature plants requiring a night temperature of 50°-55° F. and a day temperature of 65°-75° F. The warm temperature plants require 55°-60° F. at nights and 75° during daytime. The dates apply to the latitude of Philadelphia.

COOL TEMPERATURE VEGETABLES

	Time re-quired for first crop	Date of first sowing	Repeat sowings every
Radish	3- 4 wks.	Oct. 1	1 week
Corn Salad	3- 5 wks.	Oct. 15	2 wks.
Cress	3- 5 wks.	Oct. 15	2 wks.
Endive	9-12 wks.	Sept. 1	3 wks.
Lettuce	7-10 wks.	Sept. 1	3 wks.
Mustard	3- 4 wks.	Nov. 1	2 wks.
Parsley	—	Oct. 25	—
Chive Roots	—	Nov. 1	2 wks.
Perennial Onion Sets	6- 7 wks.	Nov. 1	2 wks.
Asparagus Roots (4-year-old)	3- 5 wks.	Nov. 15	3 wks.
Rhubarb Roots (3-year-old)	4- 5 wks.	Nov. 15	4 wks.

Witloof Chicory Roots

(from midsummer sowing) 3- 4 wks. Oct. 20 3 wks.

Swiss Chard Roots

(from midsummer sowing) 4- 6 wks. Oct. 20 3 wks.

WARM TEMPERATURE PLANTS

Cucumber 9-14 wks. Nov. 1

Musk Melon 22-25 wks. July 1

Tomatoes 18-22 wks. Aug. 15

Mar. 1

Aug. 1

Nov. 1

Cold-Frame

FALL SOWINGS	LATEST DATE	FALL SOWINGS	LATEST DATE	FALL SOWINGS	LATEST DATE
Early Beans	Aug. 10	Winter Radish	Aug. 15	Mustard	Aug. 20
Early Beets	Aug. 20	Corn Salad	Aug. 25	Parsley	Aug. 15
Early Carrots	Aug. 5	Cress	Aug. 25	Spinach	Sept. 5
Kohl-Rabi	Aug. 25	Endive	Sept. 1	Chive Roots	Oct. 1
Spring Radish	Sept. 25	Early Lettuce	Oct. 5	Onion Sets	Oct. 1
Summer Radish	Sept. 1	Cos Lettuce	Aug. 15		

The dates for spring sowing of vegetables intended to mature where the seed is started are about as follows:

Snap Beans	April 1	Kohl-Rabi	March 15	Endive	March 15
Bush Lima Beans	April 1	Radishes	March 15	Lettuce	March 15
Peas	April 1	Swiss Chard	March 15	Mustard	March 15
Beets	March 15	Chinese Cabbage	March 15	Parsley	March 15
Turnips	March 15	Corn Salad	March 15	Spinach	March 15
Carrots	March 15	Cress	March 15		

Dates for starting vegetables in cold-frames preparatory to spring planting:


Snap Beans	April 5	Brussels Sprouts	March 20	Lettuce	April 1
Bush Lima Beans	April 10	Cabbage	March 20	Parsley	March 15
Pole Lima Beans	May 1	Cauliflower	March 20	Egg Plant	April 15
Sweet Corn	May 1	Chinese Cabbage	March 20	Cucumber	April 15
Beets	March 20	Celery	March 20	Musk Melon	April 15
Kohl-Rabi	March 20	Endive	March 20	Pepper	April 15
Swiss Chard	March 20	Kale	March 20	Tomato	April 15
Broccoli	March 20				

The Hotbed

A hotbed prepared about middle of August to middle of October will lengthen the supply of fresh vegetables for one and one-half to two months after the outdoor plantings are done. Dates apply to latitude of Philadelphia.

Early Beans	Aug. 25	Winter Radish	Sept. 10	Mustard	Oct. 20
Early Beets	Sept. 1	Corn Salad	Sept. 10	Parsley	Aug. 25
Early Carrot	Aug. 15	Cress	Sept. 10	Spinach	Sept. 20
Kohl-Rabi	Sept. 15	Endive	Sept. 15	Chive Roots	Oct. 20
Spring Radish	Oct. 10	Lettuce	Oct. 20	Perennial Onion Sets	Oct. 20
Summer Radish	Sept. 15	Cos Lettuce	Oct. 1		


Also sow Cabbage, Cauliflower, Brussels Sprouts, Kale, and Savoy Cabbage during the first two weeks of October. Transplant the seedlings to a mice-proof cold-frame to winter over for next year's spring planting.



Vegetable Roots for Fall Planting

The roots of asparagus and horse-radish, being among the first to start into growth in the spring, are planted to good advantage in the fall. In many locations where attempts have been unsuccessful, fall planting may solve the problem. We send, free, a complete cultural Leaflet, if requested on the order.

Roots are ready for delivery during October and November.



COLUMBIAN
MAMMOTH WHITE

3 BARR'S MAMMOTH. The stalks are very large, sometimes nearly an inch in diameter, with few scales.

Good strong roots. One-year-old, 50 for 60 cts.; \$1.00 per 100, by mail, postpaid. By express: One-year-old, 65 cts. per 100; 500 for \$2.75; \$5.00 for 1000. Two-year-old roots, by express, 75 cts. per 100; \$6.50 per 1000.

5 COLUMBIAN MAMMOTH WHITE. This large-stalked strain produces white stalks above the surface. Prices same as above.

6 GIANT ARGENTEUIL. The popular variety in France and a special favorite in the Paris markets. Stalks large and thick. Roots at the same prices as quoted for Barr's Mammoth.

7 CONOVER'S COLOSSAL. The standard variety. One-year-old roots, 50 for 50 cts.; 90 cts. per 100, by mail, postpaid. By express or freight: 50 cts. per 100; \$4.50 per 1000. Two-year-old roots, 60 cts. per 100; \$6.00 per 1000.

8 PALMETTO. Large, thick, dark-green shoots at the same prices as quoted for Barr's Mammoth.

Horse-Radish

The small sets or roots should be planted each spring to furnish large, straight, smooth roots for use the following season, as the

older plants divide into a number of smaller branching roots.

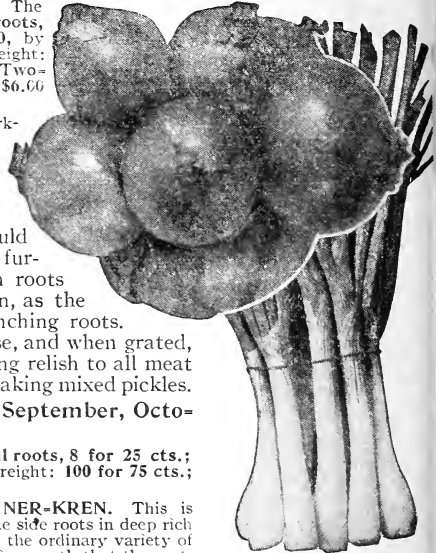
The roots can be left in the garden until needed for use, and when grated, have a strong, pungent flavor which gives an appetizing relish to all meat dishes. Horse-radish is also an excellent ingredient in making mixed pickles.

Horse-radish roots can be supplied during late September, October, and November.

1405 HORSE-RADISH. Of the common variety, we offer: Small roots, 8 for 25 cts.; 35 cts. per dozen, or \$1.00 per 100, postpaid. By express or freight: 100 for 75 cts.; 500 for \$3.25; 1000 for \$6.00.



1406 BOHEMIAN HORSE-RADISH, MALINER-KREN. This is grown by planting the small sets or pieces from the side roots in deep rich soil and cultivating in the same manner as with the ordinary variety of Horse-radish, but the plants are so much stronger in growth that the roots grow to considerably larger size and greater weight. **SMALL ROOTS, 6 for 25 cts.; 45 cts. per dozen; 50 for \$1.25, or \$2.00 per 100, by mail, postpaid. By express or freight: 75 cts. for 50; \$1.50 per 100; 500 for \$6.50, or \$9.50 per 1000.**



POTATO ONIONS
make fine green
onions for early
spring

Onion Sets for Summer and Fall Planting

White Multipliers, Potato Onions, and Egyptian or Perennial Tree Sets should be planted in the early fall months for early green Onions in the fall or the following spring.

Onion Sets ready for delivery during September and October.



EGYPTIAN
OR PERENNIAL
TREE ONION

1415 EGYPTIAN or PERENNIAL TREE ONION. When once set out, without having the slightest winter protection, these come up year after year. The bottoms divide, making several irregular shaped Onions that are sweet and tender. The young sets grow on top of the stalks and can be planted in the fall. **Lb. 40 cts., postpaid. By express or freight, at purchaser's expense, 10 lbs. at 20 cts. per lb.**

1417 POTATO ONION. Valuable for bunching or an early crop. Light-brown skin; mild white flesh. It is the earliest, most vigorous in growth, and easiest to cultivate of all Onions from sets. Prices same as for White Multiplier, postpaid.

1421 WHITE MULTIPLIER. Produces a large cluster of small to medium-sized Onions from a single bulb, maturing very early in the season, being ready for use even earlier than the *Extra-Early White Queen*. They can be planted in the fall for a supply of early bunch Onions. **Lb. 50 cts., postpaid. By express or freight, 10 lbs. or more, 30 cts. per lb.**

Vegetables for Summer and Fall

By G. W. KERR, Superintendent of Trials, Fordhook Farms

As a rule, the majority of home gardens are planted only once in the season, no provision being made for successive sowings, with the result that after the early crops are finished, the ground occupied by them may lie idle, untidy, and forsaken looking for the remainder of the summer. If your patch of "Mother Earth" has been properly prepared in the spring, you should be getting returns from every square foot of the soil right up to fall.

Beans Why have only one crop of this fine vegetable when fresh, sweet pods may be enjoyed almost up to frost? Make successional sowings at intervals of three weeks until the last of July. In the South sowings may be made much later.

Bush Lima Beans may be sown in this section as late as the first week in July; further south into August—for late, use Fordhook Bush.

Beets Those who enjoy tender, sweet Beets must make sowings every two or three weeks, using the roots when they average two inches in diameter. About that size they are at their best. Make last sowings for storing for winter in late July or early in August.

Cabbage and Cauliflower for planting out in this latitude must be sown not later than early June; but for carrying over winter in cold-frame, to plant out early in the spring, they should be sown in September.

Chinese Cabbage has within the past few years become decidedly popular, due to the fact that it is ready for use at a time when fresh vegetables and salads are becoming scarce. The best time to sow this fine vegetable is early August. The leaves may be cooked as spinach or used as a fresh salad.

Carrots The quickly grown, small, tender Carrot is more palatable and easier digested than the later varieties, which take so much longer to mature. Sow every two weeks until the end of July and use early maturing sorts, such as Golden Ball and Early Scarlet Horn.

Celery for winter keeping must be started in this section not later than early June. In the South, Celery seed is sown from July until February. We would draw attention to Golden Self-Blanching, Easy Blanching, and Fordhook Emperor.

Sweet Corn Of all toothsome vegetable dishes, Sugar Corn certainly must take pride of place, and to enjoy it over as long a season as possible, successional sowings should be made of early maturing sorts up to the first of August. For this late sowing the best variety is Burpee's Golden Bantam. Make successional sowings at intervals of ten days or so from late April until August 1st.

Kale or Borecole is not used to the extent it should be, especially as a winter and spring greens. It is very hardy, a very slight protection being sufficient to carry it through the most severe winters, and we suggest using it as a substitute for spinach. It has a sweetness distinctly its own, which is much improved by freezing.

Kohl-Rabi This old vegetable is now becoming more popular as its merits are recognized. It is a short season vegetable, but ready for use in from seventy to eighty days from seed. The roots should be used while quite small, roughly when the size of a tennis ball. Make small sowings at intervals of two weeks until early August.

Lettuce is a most important salad, and even if we do not enjoy crisp, sweet Lettuce, for our health's sake alone it should form part of our daily food as often as possible throughout the year. By using suitable varieties, the home gardener may have this fine salad on his table from June until killing frost. Good varieties to sow now are Iceberg and Brittle Ice, Earliest Wayahead, Big Boston, and California Cream Butter.

Peas Do not sow Peas during June or early July, but toward the end of the latter month and in early August, making sowings of early varieties. These will mature during the cool fall days. The Peas from these late sowings are as a rule of extra fine flavor.

Radishes Regular sowings of quick-growing Radishes should be made at intervals of ten days throughout summer until early September. The winter varieties are usually sown from the middle of July until mid-August.

Turnips In addition to providing young, quickly grown Turnips throughout the summer months, provision should be made for a crop to store for winter and spring use. For summer use, repeated sowings should be made of the quick-maturing sorts, such as early Milan or the Early Strap-Leaved, and for winter use, Red Top White Globe, and Large Yellow.

Ruta Baga or Russian Turnips are preferred by many for winter keeping, as they are more hardy than the ordinary Turnip, the flesh is more solid and richer in flavor. The garden Turnips may be sown until late August or early September, but Ruta Bagas will give best returns sown in early July or up to the middle of that month.

Succession Sowing Calendar

Many people think that all planting must be done in April and May. This is far from true. For certain early varieties and for some few varieties which require an especially long season, early planting is necessary, but for the great majority of vegetables "succession" sowings may be made throughout the summer. It is a fact that where vegetables are desired for canning, drying, and storing (the big demand this year), it is better to sow late so that crops will mature late and thus keep longer through winter and spring. Ask for our leaflet, Storing Vegetables for Winter, or write the Division of Publications, Department of Agriculture, for free bulletins Nos. 853, 879, 841, 937. Moreover, late maturing allows canning and evaporating to be done in cooler weather.

Some gardens will not be large enough to make all "succession" sowings suggested, but the "succession" principle should be applied in every case, for it increases the amount of food possible to raise on a small plot amazingly. Perhaps you can rent a small plot of ground nearby to increase your winter food supply.

The calendar given below will show what may yet be sown and the work to be done throughout the summer. On the opposite page we have arranged alphabetically the various varieties with latest date they may be sown and time required to mature, so that with a knowledge of your frost dates you may schedule your plantings with safety.

These Dates Apply to the Vicinity of Philadelphia

June 1

This is the month to make sure of a successive supply of all vegetables. Sow late Beets, late Carrots, Kohl Rabi, Parsnip, Radish, Ruta Baga, Salsify, and Turnip. Also sow more Bush Beans, Pole Beans, Bush Lima Beans, Pole Lima Beans, late Sweet Corn, late Peas, Brussels Sprouts, late Cabbage, late Celery, Cauliflower, Collards, Corn Salad, Kale, Cos Lettuce, Summer Lettuce, Mustard, and Parsley. Set out plants of Brussels Sprouts, early and late Cabbage, early and late Cauliflower, Collards, Egg Plant, Kale, and Pepper.

June 15

Another sowing now will greatly lengthen the supply of young, fresh vegetables. Sow seed of Beets, Carrots, Kohl Rabi, Parsnip, Radish, Ruta Baga, Salsify, and Turnip. Also Bush Beans, Bush Lima Beans, late Sweet Corn, late Peas, quick-growing Celery, Corn Salad, Endive, Kale, Summer Lettuce, Cos Lettuce, Mustard, and Parsley. Set out plants of Brussels Sprouts, late Cabbage, late Cauliflower, Collards, Egg Plant, Kale, and Peppers.

July 1

This sowing produces vegetables for fall use and also for winter storage, canning and drying. Sow Beets, Carrots, Kohl Rabi, Parsnip, Summer Radishes, Winter Radishes, Ruta Bagas, Turnips, also Bush Beans, Sweet Corn, early Peas, Chinese Cabbage, Corn Salad, Endive, Kale, Lettuce, Cos Lettuce, Mustard, Parsley, Spinach, and Cucumbers for pickles. Set out plants of Cabbage, Brussels Sprouts, Cauliflower, Broccoli, and Kale.

July 15

Sow for fall use and also for winter storing, canning and evaporating, Beets, Kohl Rabi, Summer and Winter Radishes, Turnips, Corn Salad, Endive, Kale, Lettuce, Cos Lettuce, Mustard, Parsley, and Spinach. Set out plants of Celery and Kale.

August

It is getting late for sowing and only early, quick-maturing varieties will still mature. Sow early in the month Kohl Rabi, Radish, Corn Salad, Lettuce, Spinach, and Kale. Finish sowing of perennials. Set out Peony roots.

September

Sow Winter Spinach in the open. Also sow in the hotbed or cold-frame Kohl Rabi, Radish, Bush Beans, Corn Salad, Endive, Lettuce, and Mustard. Sow Cabbage, Red Cabbage, and Cauliflower into the hotbed to winter over in frames and set out early next spring. Set out Hardy Onion Sets for fall use of the green tops. Sow hardy annuals for next year's blooming. This is the month to prepare and seed the lawn.

October

Set out Asparagus Roots, Rhubarb Roots, Perennial Onion Sets, roots of Hardy Perennials, Hardy Bulbs, like Lilies and Dutch Bulbs. Sow Sweet Peas toward the end of the month.

Succession Gardening

The road to success in succession gardening is not an easy one, unless one has a full knowledge of the varieties that may be used and the time that it takes them to mature.

More than forty years of careful experimenting in trial-ground work have enabled us to evolve a list of varieties that is perfectly safe to sow and plant after June 15. In giving this list we have put in the first column the variety; second column, the last date which seed may be sown, and the third column number of days from seed sowing until crops may be gathered. The days given are for the vicinity of Philadelphia. With a knowledge of your first killing frost dates in your section you may easily estimate just what kinds to sow in your succession gardening.

We have also prepared a leaflet on Succession Gardening, which will give you further information. This is sent free on request.

VEGETABLE	LAST DATE TO SOW	REQUIRED SEASON
Asparagus Roots	October 30	
Beans, Lima	June 25	100 days
Beans, Snap	July 25	70 days
Beets	August 5	70 days
Cabbage, Early	July 15	100 days
Carrots, Early	July 20	90 days
Cauliflower, Early	July 5	100 days
Celery	June 15	125 days
Chinese Cabbage	August 10	90 days
Collards	July 5	100 days
Corn Salad	August 10	65 days
Sweet Corn, Early	July 15	80 days
Cucumbers, Pickling	August 1	60 days
Endive	August 15	55 days
Kale	August 1	90 days
Kohlrabi	August 10	60 days
Lettuce, Cos	August 1	60 days
Lettuce, Early	August 20	50 days
Mustard	August 5	60 days
Onion Sets (Perennial)	October 30	
Parsley	August 1	85 days
Parsnips	July 5	100 days
Peas, Early	July 10	80 days
Radish, Spring	September 10	35 days
Radish, Summer	August 15	60 days
Radish, Winter	August 1	75 days
Ruta Bagas	July 5	100 days
Turnips	August 15	60 days



FORDHOOK QUANTITY TRIALS ON MEASURED PLOTS

The plot in the foreground is typical of much of the experimental work done by W. ATLEE BURPEE Co. to put practical, usable information into the hands of its customers. These plots are 20 x 20 and 20 x 40 feet

Make Your Garden Work

Three Seasons Out of Four

At the time of the Spanish-American War in 1898 there was a popular song entitled "I'm the Man Behind the Man Behind the Gun." Its popularity was due to the fact that there is a great, big vital idea behind this title. In 1898 it meant the farmer. Today it means you. Let us face the facts. Big wages have drawn thousands of young men into the cities from the farm. Thousands upon thousands more have been drafted. Now, there are two big jobs of farming to be done by red-blooded Americans.

First—England, France, Italy, Belgium, and exiled Armenia must be fed. And the American Army abroad and at home must be fed. The American farmer will do that; he will handle the big job and the heavy crops.

Second—the American people at home, 100,000,000 strong, must be fed. **That's your job.** We must face the fact. Back-yard gardeners must raise enough food to carry America through the winter.

How is it to be done? First, let us analyze the usual method of American gardening. In the spring of each year our citizens, armed with the usual true-blue brand of American enthusiasm and not too much accurate knowledge, have been wont to sally forth and plant about one crop of every vegetable desired, using generous quantities of seed followed by a generous thinning of plants. Sometimes crops were planted carelessly and failed to germinate.


Make Every Seed Count

This year it must be different. We must economize. We must learn from the humble European peasant who produces five times as much food on a given area as the average American gardener. We must sow "succession" crops and make every foot of our garden work right up to frost. That means we require more seed that ever before. In idiomatic English, "we haven't got it." Seed is very scarce this year. Seed must not be sown carelessly or too thickly. We must sow very carefully so that little thinning will be required. We must *know* just how deep to cover. Soil must be enriched to produce the greatest amount of food from the least amount of seed. But most important of all we must sow succession crops and make every foot of land produce the maximum of food. This will take care of two seasons out of four.

How to Use a Third Season

But there is still another way to avoid paying exorbitant, hand-to-mouth prices. We can use a third season. By means of hotbeds (see pp. 30-31) we can grow quick-maturing vegetables in late fall and early spring. By the use of cold-frames we can give plants a month or two of growth in late fall, carry them over winter in cold-frames, and gain a month in early spring. Hotbeds and cold-frames—one of the most fascinating forms of gardening—will give you another season, enabling you to use three seasons out of four. Be the man behind the man behind the gun.

Make Your Garden Work Three Seasons Out of Four



Part of the bountiful garden of DR. LARDNER of Oconomowac, Wis. Dr. Lardner gardens in Wisconsin in summer and in Florida in winter. At both places he uses Burpee's Seeds. The P. S. of his last letter says: "I appreciate your seeds that grow and I want you to know it."

Cucumbers—For Pickling

Cucumbers should be grown in every garden, to furnish both large fruits for slicing on the table and small young fruits for pickling. In most sections it will be best to sow about the last of June or first of July, to furnish fruits for pickling. The cool fall months are the best time to put them down for winter use. The small-fruited extra-early varieties are especially adapted for a cool northern location, or to produce the small pickles commonly known (but wrongly!) as *Gherkins*. One ounce is sufficient for one hundred hills.



369 EARLY RUSSIAN. This is the earliest. Fruits are small, being about three inches in length and one and a half inches in diameter. Plants productive and fruits of excellent quality. Pkt. 5 cts.; oz. 15 cts.; $\frac{1}{4}$ lb. 40 cts.; lb. \$1.25, postpaid.

371 EARLY GREEN CLUSTER. The fruits are of slender form and most desirable for pickling. They are very prolific and frequently set in clusters of two and three. If the fruits are kept gathered, the vines will continue long in bearing.

Pkt. 5 cts.; oz. 15 cts.; $\frac{1}{4}$ lb. 40 cts.; lb. \$1.25, postpaid.

EVER-BEARING

373 EARLY FRAME or EARLY SHORT GREEN. Desirable for producing pickles of medium size and of fine quality when sliced for the table. Pkt. 5 cts.; oz. 15 cts.; $\frac{1}{4}$ lb. 40 cts.; lb. \$1.25, postpaid.

EXTRA-EARLY GREEN PROLIFIC


375 EVERBEARING. This is a very early and extremely prolific variety. If the fruits are kept gathered, vines will continue in bearing throughout the season. The fruits, of a rich, dark-green color, average from four to five inches in length by an inch and a half in diameter. It is an excellent variety to grow for producing small pickles. Pkt. 5 cts.; oz. 15 cts.; $\frac{1}{4}$ lb. 40 cts.; lb. \$1.25, postpaid.

377 EXTRA-EARLY GREEN PROLIFIC or BOSTON PICKLING. This is a very prolific variety, largely grown for pickles. The fruits average four to five inches in length when large enough for slicing, and are of excellent quality; but it is chiefly for producing medium-sized pickles that this variety is so highly esteemed. If the fruits are gathered as soon as large enough, the vines will continue bearing through a long season. Pkt. 5 cts.; oz. 15 cts.; $\frac{1}{4}$ lb. 45 cts.; lb. \$1.50, postpaid.

395 BURPEE'S FORDHOOK PICKLING. This is one of the best and most prolific for producing pickles of medium size, both for home use and market. The vines are extremely vigorous and healthy, yielding a large number of fruits if kept gathered at the proper stage. Skin extremely thin, tender, and free from toughness when pickled. Fruits are of excellent table quality. Pkt. 5 cts.; oz. 20 cts.; $\frac{1}{4}$ lb. 60 cts.; lb. \$2.00, postpaid.



397 CUMBERLAND PICKLING. The vines are hardy and *fruit very freely*. The young cucumbers are thickly set with small spines, and possess the distinctly roughened surface so much desired for small pickles. The large fruits average nine to ten inches in length by two and a half inches in diameter, with full rounded ends, and are of good quality for slicing. Pkt. 5 cts.; oz. 20 cts.; $\frac{1}{4}$ lb. 55 cts.; lb. \$1.75, postpaid.




FORDHOOK PICKLING

Cabbage—For Summer Sowing

167 EARLY JERSEY WAKEFIELD. The BEST first-early oblong-headed Cabbage. The heads are uniformly hard and solid. They are pyramidal in form, generally pointed at the end, with but few outside leaves. *The outer leaves are unusually thick and heavy, and it is thereby enabled to stand more cold weather without injury when carried through the winter either in the open ground in the South or in cold-frames in the North.*

EXTRA-EARLY
JERSEY
WAKEFIELD
(Selected Stock)



Pkt. 15 cts.; oz. 75 cts., postpaid.

168 BURPEE'S "SPECIAL STOCK" OF EXTRA-EARLY JERSEY WAKEFIELD. (See illustration of head—from photograph taken at Fordhook.) The plants are dwarf and compact and produce heads at a very early period. The heads are smaller and generally more slender than those of our regular strain; erect and conical in form, very uniform and even in size, as well as in time of heading.

Pkt. 15 cts.; oz. \$1.00, postpaid.

171 EARLY WINNIGSTADT. The heads are of the same size as the *Jersey Wakefield*, but more sharply pointed and not so early. The leaves are rich dark green, slightly glossy, most tightly folded, the heads being the hardest of any early cabbage. By reason of its great solidity it is a popular variety also to plant in the summer for winter use or cutting for *Kraut*.

Pkt. 10 cts.; oz. 60 cts.; ¼ lb. \$1.80; lb. \$6.00, postpaid.

176 ENKHUIZEN GLORY. It produces fine marketable heads fully as early as our famous *Allhead Early*, but round or ball-like in form. The heads are very solid, with but few outer leaves, and of such compact growth as to permit quite close planting, thus increasing the yield of a given area. The heads weigh from six to eight pounds trimmed.

Pkt. 15 cts.; oz. \$1.00, postpaid.

177 BURPEE'S ALLHEAD EARLY is the earliest of all large Cabbage, and considerably larger than any other early summer cabbage that is equally as early. The deep flat heads are remarkably solid and the most uniform in color, form, and size of any variety. The hard heads grow so free from spreading leaves that fully one thousand more heads than usual with large cabbage can be obtained to the acre. An all-the-year-round Cabbage, being equally good for winter. Pkt. 15 cts.; oz. \$1.00, postpaid.

180 FORDHOOK MAINSTAY-EARLY. Of unusual merit. The beautiful little round heads are "solid as a rock" and weigh from three to six pounds, just a right size for family use. Ready for use about the same time as *Early Jersey Wakefield*. FORDHOOK MAINSTAY-EARLY may be planted in rows two feet apart, and fifteen inches apart in the row, as this will allow ample space for this "little gem" to develop.

Pkt. 15 cts.; oz. \$1.00; ¼ lb. \$3.00; lb. \$10.00, postpaid.

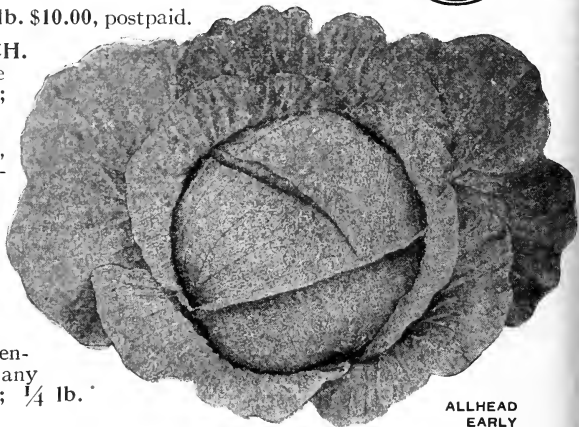
183 EARLY DWARF FLAT DUTCH.

A well-known strain popular for the summer. Pkt. 10 cts.; oz. 80 cts.; ¼ lb. \$2.50; lb. \$8.00, postpaid.

185 EARLY SUMMER. Large, solid, round, flattened heads of excellent quality; the plant has a peculiar bluish tinge. Pkt. 15 cts.; oz. 80 cts.; ¼ lb. \$2.50; lb. \$8.00, postpaid.

187 SUCCESSION. This popular second-early sort is about ten days later than *Early Summer*, larger and an excellent keeper.

In some sections *Succession* is more generally planted for second early than any other kind. Pkt. 15 cts.; oz. \$1.00; ¼ lb. \$3.00; lb. \$10.00, postpaid.



ALLHEAD
EARLY

Cabbage—For Summer Sowing

188 STEIN'S FLAT DUTCH or ACME. This is a distinct strain of quick growth and early maturity, so that it can be grown in a shorter season, or a good crop can be secured by a later planting. Well-grown heads measure thirteen inches across and weigh from ten to twelve pounds. Pkt. 10 cts.; oz. 80 cts.; $\frac{1}{4}$ lb. \$2.50; lb. \$8.00, postpaid.

189 ALL SEASONS. The heads are extra hard and solid, round, flattened on top, and ready to market *nearly as early as Early Summer*, while considerably larger in size. It is called *All Seasons* because it is as good for autumn or winter as for early summer. Pkt. 10 cts.; oz. \$1.00.

191 FOTTLER'S BRUNSWICK. The solid flat heads rest on the soil, while the few outer leaves grow closely about the heads. The foliage is a light bluish green. Good for both intermediate and winter use. Pkt. 10 cts.; oz. 80 cts.; $\frac{1}{4}$ lb. \$2.50; lb. \$8.00.

195 BURPEE'S SUREHEAD CABBAGE.

A popular strain of the favorite *Flat Dutch* type of Cabbage, so largely grown for winter use. The heads are very large, round, flattened at the top, remarkably uniform, extra hard, firm, and fine in texture. Under ordinary cultivation they weigh from ten to fifteen pounds each. Its great solidity makes it an excellent shipping as well as a first-class keeping variety. Pkt. 15 cts.; oz. \$1.00; $\frac{1}{4}$ lb. \$3.00; lb. \$10.00.



BURPEE'S
SUREHEAD

199 BURPEE'S SHORT-STEM DRUMHEAD CABBAGE. Dwarf in growth. Leaves all folding in closely about the head, which is extra hard. With good cultivation heads attain a weight of twenty to thirty pounds, and are of the finest quality.

Pkt. 15 cts.; oz. 85 cts.; $\frac{1}{4}$ lb. \$2.50; lb. \$8.50.

201 BURPEE'S LATE STONEHEAD. The plants are of strong, sturdy growth; the head is surrounded by a spreading circle of large, rounded, blue-green leaves. These leaves serve as a *saucer* to catch light rains or heavy dews and deliver them around the stalk to the roots. The stem is short, and the large round heads are "solid as a stone." Pkt. 15 cts.; oz. \$1.00, postpaid.



207 AUTUMN KING, or WORLD-BEATER.

The plant is of extra strong growth, with dark, bluish-green leaves growing closely about the large, flattened heads. In good soil it will produce heads of enormous size, but, of course, requires a longer season for growth than do the smaller varieties. Pkt. 15 cts.; oz. \$1.00, postpaid.

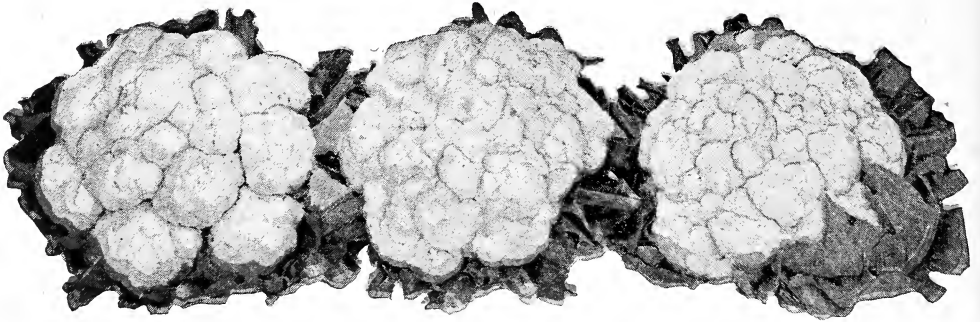
209 PERFECTION DRUMHEAD

SAVOY. This is the hardest heading and best all-round Savoy. Plants are of strong growth, having only a moderate number of outer leaves growing closely about the large, solid, round heads. Heads beautifully blanched and of the finest flavor. Pkt. 15 cts.; oz. 80 cts.; $\frac{1}{4}$ lb. \$2.50; lb. \$8.00, postpaid.

213 MAMMOTH ROCK RED. While late in maturing, this is the largest heading of all deep-red varieties. In good soil the heads will average ten pounds. Pkt. 15 cts.; oz. \$1.00.

PERFECTION DRUMHEAD SAVOY

Cauliflower



Cauliflower is grown in the same manner as Cabbage, usually as a late fall crop, but when started early in the spring, excellent heads can be grown of the dwarf early varieties. To make the best and largest heads the plants need cool, moist weather, well-enriched soil, and thorough cultivation. The Cauliflower is highly esteemed for the mild, delicate flavor and extreme tenderness of the solid white heads.

For main or fall crop, seed should be sown from June 1st to July 1st and young plants set out during the latter part of July. In this locality the dwarf early varieties, such as BURPEE'S BEST-EARLY and *Snowball*, give best results also for the fall crop. Farther south, the large late varieties are quite satisfactory for late or winter heading.

244 BURPEE'S BEST-EARLY. The earliest and best quick-growing Cauliflower. This grand strain was first introduced by us **thirty-one years ago (in 1887)**, and has fully maintained the merits then claimed for it. It is remarkable for both the extreme **earliness** and the **certainty** with which the plants produce fine heads. The heads measure eight to ten inches across; they are a pure snowy white, with very close, compact curd of extra-fine quality. So extremely solid and deep are the nearly globe-shaped heads that they *weigh heavier* than other heads of equal size. **Half-size pkt. 15 cts.; pkt. 25 cts.; ¼ oz. \$1.50, postpaid.**

247 EARLY SNOWBALL. A popular extra-early strain of dwarf, compact growth. Under favorable conditions nearly every plant will make a fine solid head of good size. It is valuable for both early and late. **Pkt. 20 cts.; oz. \$4.00; ¼ lb. \$12.00, postpaid.**

249 EXTRA-EARLY DWARF ERFURT (Extra Selected). This is the choicest selected strain of the popular Erfurt type, and is remarkable for its extreme reliability in heading. Plants very dwarf. **Pkt. 20 cts.; oz. \$4.00; ¼ lb. \$12.00, postpaid.**

250 EARLY DWARF ERFURT. While less expensive, this will give fair results in suitable localities. **Pkt. 15 cts.; oz. \$3.50; ¼ lb. \$10.00, postpaid.**

252 EXTRA-EARLY PARIS. This is a very fine variety, producing large, solid, white heads. A sure cropper and much esteemed in many sections. **Pkt. 15 cts.; oz. \$1.75; ¼ lb. \$5.00, postpaid.**

256 ALGIERS. A strong-growing late variety, with large leaves of a bluish tint. In cool locations and rich soil it produces very large, solid, white heads late in the fall. **Pkt. 15 cts.; oz. \$1.50; ¼ lb. \$4.50, postpaid.**

258 VEITCH'S AUTUMN GIANT. A large late cauliflower, producing quite compact white heads. These large late varieties are not nearly so reliable as the earlier Erfurt type. **Pkt. 15 cts.; oz. \$1.50; ¼ lb. \$4.50, postpaid.**



**BURPEE'S
BEST-EARLY CAULIFLOWER**
*Just as it grows in the field, but
greatly reduced in size*

Celery

260 GOLDEN SELF-BLANCHING. The best of all early "self-blanching" varieties. It is ready for use early, blanches easily, and is large in size, as well as fine in quality. Of dwarf, compact habit, with thick, solid, heavily ribbed stalks which blanch easily to a clear waxen yellow. When grown in rich, moist soil, each plant is fully as thick through as the largest of the tall late sorts, and with a very large, solid heart of beautiful golden-yellow stalks and leaves that are crisp and solid, free from stringiness, and of most delicious flavor. Choice AMERICAN-GROWN SEED. Pkt. 10 cts.; oz. 75 cts.; ¼ lb. \$2.25;

lb. \$7.50, postpaid.

262 GOLDEN SELF-BLANCHING. Finest French-Grown Seed. While the seed grown in America the first

year from the French stock, as offered above, gives general satisfaction, yet most of the extensive growers for market in Pennsylvania, California, Florida, and other States insist upon having the French-grown seed, even though it *costs double the price!* It will be difficult to supply the great demand, as the originator's crops have been again extremely short. Pkt. 15 cts.; ¼ oz. 40 cts.; ½ oz. 75 cts.; oz. \$1.50; ¼ lb. \$4.50; lb. \$15.00, postpaid.

266 WHITE PLUME. This is the earliest and most easily blanched Celery in cultivation. The plant grows rapidly and blanches easily. The central stalks and leaves are of pure snowy whiteness, even without earthing up; stalks should be gathered together and earthed up. Pkt. 10 cts.; oz. 45 cts.; ¼ lb. \$1.35; lb. \$4.50, postpaid.

267 EASY BLANCHING CELERY. A new variety of great merit. The habit is dwarf and compact, with light green foliage which has almost a yellowish hue. It is very easily blanched and might be termed a second-early variety, as it is ready for use to follow *Golden Self-Blanching*. The flavor is first class. Pkt. 15 cts.; oz. \$1.30; ¼ lb. \$4.00; lb. \$13.00, postpaid.

269 COLUMBIA CELERY. A splendid second-early variety. The habit is dwarf and the plant, being compact in growth, is easily blanched. The individual stalks are thick, broad, and smooth, blanching almost snow-white, though the heart is tinged with yellow. The quality is all that can be desired in a good celery—sweet, nutty, and very crisp. Foliage is light green, slightly tinged yellow. Pkt. 10 cts.; oz. 50 cts.; ¼ lb. \$1.50; lb. \$5.00, postpaid.

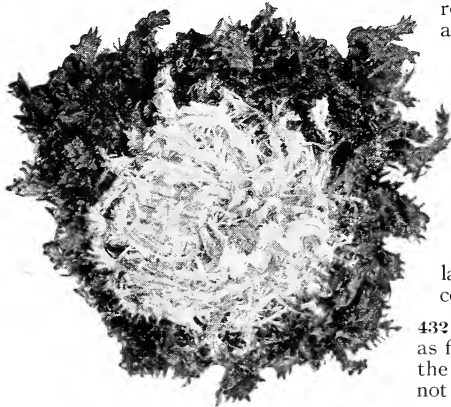
272 NEW WINTER CELERY—FORDHOOK EMPEROR. A true dwarf type. The plants average fifteen to eighteen inches in height, while the blanched part is six to nine inches long. The stalks are smooth and very thick, some measuring nine-sixteenths inch through when cut. The color is white, the heart being tinged with yellow. "The largest, most solid, and finest nut-flavored CELERY grown. Excels by far the Pascal or any other winter variety." Pkt. 10 cts.; oz. 50 cts.; ¼ lb. \$1.50; lb. \$5.00, postpaid.



Endive—A Salad for Midsummer Sowing

Endive is used largely as a salad during the cool fall, winter, and early spring months. The finely cut leaves are quite ornamental and have a slightly pungent flavor which somewhat resembles that of the dandelion. The plants are very attractive when blanched, so as to show a white or golden-yellow center surrounded with green. This is accomplished by gathering the outer leaves closely together and tying loosely with soft twine or a wisp of straw for a week or ten days in advance of the time you wish to use them.

Dr. Finck, an authority on foods, highly recommends *Escarolle* (southern name for Endive) as a food for persons suffering from indigestion. One ounce will sow about two hundred feet of row.



GREEN-CURLED ENDIVE
(Showing Blanched Heart)

pale golden yellow. Plants can be gathered for use at any time.

Pkt. 10 cts.; oz. 25 cts., postpaid.

434 GIANT FRINGED, or OYSTER ENDIVE.

Largely used in Philadelphia and other eastern cities to decorate the display of oysters during winter in restaurants and oyster houses, hence its distinctive name. In good soil the plants grow twelve or fifteen inches in diameter, forming a large rosette on a mat of finely cut dark-green leaves. The center portion can be blanched to a creamy white by tying up. It is also of excellent flavor served as salad. **Pkt. 10 cts.; oz. 30 cts.; 1/4 lb. 85 cts.; lb. \$2.75, postpaid.**


436 BROAD-LEAVED BATAVIAN. Produces more abundantly than either of the preceding. The leaves are large and broad, having the edges slightly cut. It can be blanched, but is more generally used to cook like spinach or as flavoring for soups, stews, etc. Called *Escarolle* in the South. **Pkt. 10 cts.; oz. 30 cts.; 1/4 lb. 85 cts.; lb. \$2.75.**

430 GREEN CURLED. The leaves are finely cut or lacinated, giving the plant a feathery effect when the centers are blanched. **Pkt. 10 cts.; oz. 25 cts.**

432 WHITE CURLED. A beautiful variety, with leaves as finely curled or mossed as the preceding, but does not need tying up to blanch, as the coloring is naturally a



**BROAD-LEAVED
BATAVIAN**
(Called *Escarolle*
in the South)



ENDIVE.—The two rows in which the man stands are of Broad-Leaved Batavian, the next two are White Curled, and the next four are of Green Curled. The last two rows at the right are lettuce.

Lettuce

During the late summer and with the approach of fall, Lettuce again comes into its own. This delightful salad plant, so very popular everywhere, grows splendidly during the late summer and early fall. With the proper selection of varieties, a continuous supply may be secured by sowing seed at intervals of ten days from the first of July until the first of September.

There are many good points about Lettuce. Lettuce is easy to digest, non-acid, and acts as a natural stomach tonic. It is splendidly adapted to succession planting. This dainty crisp vegetable, fresh from the garden, cannot be surpassed in its appeal to the palate and its excellent effect on the health.

475 BIG BOSTON. This is a fine forcing variety for cold-frames during the winter months, as it produces *heads of very large size*, often ten to twelve inches across. The large heads are beautifully blanched and of superior quality. It heads well also in the open ground during cool weather of fall, and is very popular in the South to grow for shipping North. Pkt. 5 cts.; oz. 20 cts.; $\frac{1}{4}$ lb. 60 cts.; lb. \$2.00, postpaid.

476 BURPEE'S EARLIEST WAYAHEAD shows a remarkable combination of earliness, firm heading character, handsome appearance, and fine quality. Both in cold-frames early in the spring and in the open ground—in spring, summer, and early fall months—it has proved to be not only the *earliest* and one of the *surest heading* of all early lettuce, but also of the *very finest quality* throughout the season. Planters throughout America are most enthusiastic in its praise. The outer leaves are a light green, with the inner head finely blanched to a rich, buttery yellow. Pkt. 10 cts.; $\frac{1}{2}$ oz. 20 cts.; oz. 35 cts.; $\frac{1}{4}$ lb. \$1.10; lb. \$3.50, postpaid.

479 BLACK-SEEDED BIG BOSTON. A black-seeded selection of *Big Boston* and which is known in France under the name of "*Preferred*." The plants form large hard heads which even in very wet and cold weather continue remarkably sweet and crisp. A superb variety for growing outdoors during spring and fall. Pkt. 5 cts.; oz. 20 cts.; $\frac{1}{2}$ lb. 60 cts.; lb. \$2.00.


498 PHILADELPHIA EARLY WHITE CABBAGE. A splendid variety for spring or fall market, producing large, solid heads which blanch to a beautiful white; crisp and fine flavored. Pkt. 5 cts.; oz. 20 cts.; $\frac{1}{4}$ lb. 55 cts.; lb. \$1.75.

504 THE DEACON. This magnificent lettuce withstands hot weather better than any other of the rich butter varieties. The heads are light green outside, while the inner blanched portion is beautiful cream-yellow, of delicious, rich, buttery flavor.

Pkt. 5 cts.; oz. 20 cts.; $\frac{1}{4}$ lb. 60 cts.; lb. \$2.00, postpaid.

505 ALL SEASONS. Heads of a light golden tint, well folded, and with inner leaves blanched to a rich buttery yellow.

Pkt. 5 cts.; oz. 20 cts.; $\frac{1}{4}$ lb. 55 cts.; lb. \$1.75.



A well-grown head of **BIG BOSTON**

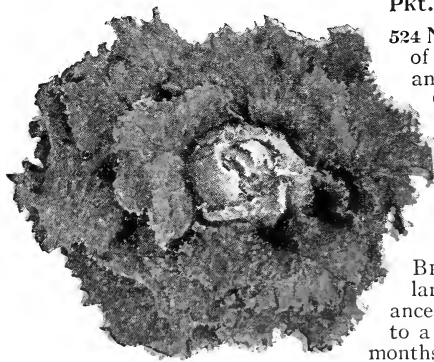


WAYAHEAD is one of the most popular lettuces both for early market and the home garden.

Lettuce—Continued

522 HANSON. Grows to large size and is uniformly sure heading. Heads very solid and beautifully blanched; crisp, mild, and tender. One of the finest varieties to grow for market during the summer months.

Pkt. 5 cts.; oz. 20 cts.; $\frac{1}{4}$ lb. 60 cts.; lb. \$2.00, postpaid.



BURPEE'S ICEBERG

524 NEW YORK. "Wonderful" or Los Angeles. Plants of extra-large growth, producing heads of immense size and closely folded; inner portion is beautifully blanched. Outer leaves a deep, rich green. Pkt. 5 cts.; oz. 20 cts.; $\frac{1}{4}$ lb. 60 cts.; lb. \$2.00, postpaid.

526 DENVER MARKET. Large conical heads of finest quality; leaves light golden green, beautifully savoyed. Pkt. 5 cts.; oz. 20 cts.; $\frac{1}{4}$ lb. 60 cts.; lb. \$2.00, postpaid.

528 BURPEE'S NEW BRITTLE-ICE LETTUCE. BRITTLE-ICE grows to a larger size, makes larger heads, is of more pleasing appearance, and retains its crispness and mild flavor to a greater degree during the hot summer months than any other crisp-head variety. Especially adapted for midsummer, but is not suitable for shipment to distant markets.

The leaves are of a soft, bright green, growing closely around the head. The heads are tightly folded, six to eight inches in diameter, blanched to a silvery white.

Pkt. 15 cts.; oz. 50 cts., postpaid.

530 BURPEE'S ICEBERG. The unusual solidity of the heads is insured by the large white main ribs of the leaves, each of which, curving strongly into the center, acts like a truss, making it impossible for the leaves to open outward and expose the center, which is consequently thoroughly blanched. Pkt. 5 cts.; oz. 20 cts.; $\frac{1}{4}$ lb. 60 cts.; lb. \$2.00, postpaid.



Cos or Celery Lettuce

The Cos Lettuce or Salad Romaine is of distinct upright growth and esteemed for its fresh crispness and mild flavor. It is grown in the northern states during the late spring and early fall; throughout the Gulf Coast States it is grown for use during the cool early spring months.

535 ECLIPSE, or EXPRESS. This is the most dwarf and *earliest* of all. The plants grow stiffly erect, only six to seven inches in height. The interior leaves are almost pure white, very crisp, and mild in flavor, even in hot weather. Pkt. 5 cts.; oz. 20 cts.; $\frac{1}{4}$ lb. 60 cts.; lb. \$2.00, postpaid.

537 DWARF WHITE HEART. The growth is erect, about ten inches in height, the outer leaves being well folded toward the center. The interior leaves are blanched to a snowy white; very crisp and mild. Pkt. 10 cts.; oz. 25 cts.; $\frac{1}{4}$ lb. 75 cts.; lb. \$2.50, postpaid.

539 PARIS WHITE COS. Grows to very large size, producing long-pointed, compact bunches. The inner leaves blanch readily and are of fine flavor. Pkt. 5 cts.; oz. 20 cts.; $\frac{1}{4}$ lb. 55 cts.; lb. \$1.75, postpaid.



COS LETTUCE

Lettuce—Continued

508 CALIFORNIA CREAM=BUTTER or "ROYAL." A splendid lettuce for the open ground, producing very large solid heads in cool weather. The heads are of large size, very

solid, and the interior portion blanches to a beautiful white. Pkt. 5 cts.; oz. 20 cts.;
¼ lb. 55 cts.; lb. \$1.75, postpaid.




511 BURPEE'S HARD=HEAD. A very hardy variety of superior quality. The plants are of strong growth, producing quite large, solid, well-

folded heads, which blanch to a beautiful golden-yellow. Outer leaves dark green and heavily shaded with oily brown. Pkt. 5 cts.; oz. 20 cts.;
¼ lb. 60 cts.; lb. \$2.00, postpaid.

514 BURPEE'S BUTTERHEAD. Firm heads of mammoth size. Light golden foliage, closely folded heads of fine appearance and quality. Pkt. 10 cts.; oz. 25 cts.; ¼ lb. 75 cts.; lb. \$2.50, postpaid.

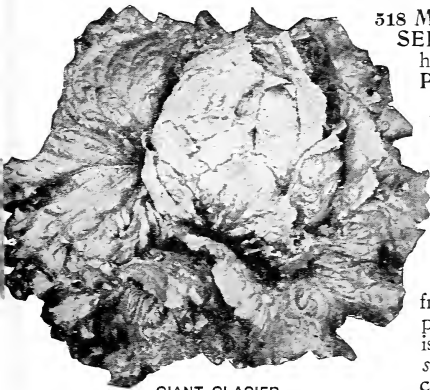
516 SALAMANDER. Compact tender heads, resisting summer heat. Splendid variety for late spring sowing. Pkt. 5 cts.; oz. 20 cts.; ¼ lb. 55 cts.; lb. \$1.75.



MAMMOTH
BLACK-SEEDED
BUTTER

518 MAMMOTH BLACK=SEEDED BUTTER. Compactly folded, extra large heads; light leaves, blanched golden yellow within. Pkt. 5 cts.; oz. 20 cts.; ¼ lb. 55 cts.; lb. \$1.75.

533 GIANT GLACIER. The heads are twelve inches in diameter. The interior is white, crisp, and tender. An excellent summer variety. Pkt. 5 cts.; oz. 20 cts.; ¼ lb. 60 cts.; lb. \$2.00, postpaid.



GIANT GLACIER

Curled or Loose Leaf Varieties

485 GRAND RAPIDS. This does not form heads, but makes large, compact bunches of light leaves with fringed edges. Its delicious quality and handsome appearance make it most popular in winter markets. It is useful also for outdoor planting during fall. *Our stock is extra fine.* Pkt. 10 cts.; oz. 25 cts.; ¼ lb. 75 cts.; lb. \$2.25, postpaid.

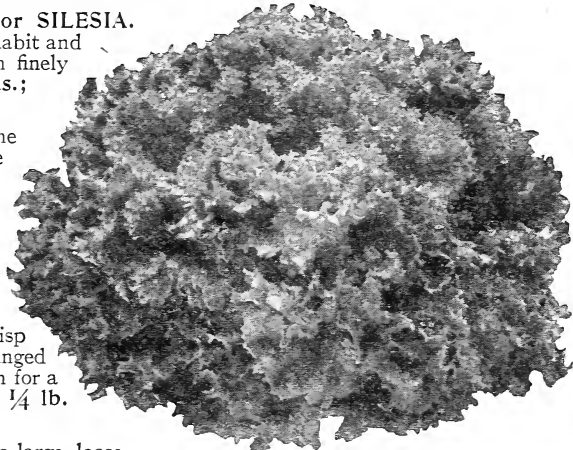
490 EARLY CURLED SIMPSON, or SILESIA.

The old favorite; of dwarf, compact habit and quick growth; crisp golden leaves with finely curled edges. Pkt. 5 cts.; oz. 20 cts.;
¼ lb. 55 cts.; lb. \$1.75, postpaid.

493 BLACK-SEEDED SIMPSON. The plants are very compact, grow quite large, with golden-yellow leaves, the centers being much lighter in coloring. The leaves are curly, very crisp, and tender. Pkt. 5 cts.; oz. 15 cts.;
¼ lb. 45 cts.; lb. \$1.50, postpaid.

496 BURPEE'S TOMHANNOCK. Leaves neatly upright, in a close, compact bunch. Very finely fringed; crisp and delightful flavor; outer leaves tinged with brown. Remains in fine condition for a long time. Pkt. 5 cts.; oz. 20 cts.; ¼ lb. 55 cts.; lb. \$1.75, postpaid.

497 EARLY PRIZE-HEAD. Produces large, loose heads of finely crimped and fringed leaves, the outer portion of which is heavily shaded with brown. It is excellent for use in summer. Pkt. 5 cts.; oz. 20 cts.; ¼ lb. 60 cts.; lb. \$2.00, postpaid.



A Fordhook Plant of GRAND RAPIDS

Pe-Tsai, Chinese or "Celery" Cabbage

Chinese or Celery Cabbage has Attained Great Popularity in the Last Few Years

212 PE-TSAI or CHINESE CABBAGE was introduced into this country by the Chinese of the Pacific Coast. PE-TSAI may be grown more closely in small gardens, its leaves are more tender, and its uses wider than most salad vegetables. The fact that it has received more attention than almost any other vegetable at the Vegetable Growers' Conventions indicates that it has unusual merits which warrant you in giving this delicious vegetable a trial in your garden this very season.

The PE-TSAI belongs to the cabbage family, and produces quickly from seed sown in the open ground very attractive heads somewhat resembling a well-grown Cos Lettuce. The best results have been obtained from seed sown about August first, and it is optional with the planter as to whether plants should be started in the frames or the seed simply sown where plants are to remain, and the plants thinned out to stand about fifteen inches apart in the row, as the heads develop rapidly and grow to a large size.

The best growth is made in a medium sandy loam, and small quantities of nitrate of soda (about one handful to fifteen (15) feet of row), applied three or four times at an interval of ten days after plants are from three to four inches high, encourage a quick and fleshy growth. To avoid burning, do not allow the nitrate to come in direct contact with any part of the plant, and use the fertilizer preferably before a rain or watering, or it may be hoed in so that the moisture of the ground will dissolve it. Keep the soil free of weeds, and cultivate freely in order to preserve the largest possible amount of moisture for the plant.

The heads blanch readily and the leaves are so tender as to permit their being used as a salad; it is also very palatable if boiled like ordinary cabbage, but must be cooked quickly. It thrives well in any good soil, and a period of from one hundred and twenty to one hundred and thirty days is required to bring the heads to full size.

Pkt. 10 cts.; oz. 35 cts.; $\frac{1}{4}$ lb. \$1.00; lb. \$3.50, postpaid.

One of Philadelphia's foremost cooking experts, Mrs. Anna B. Scott, has given us the following recipes for the preparation of Chinese Cabbage for the table:

CREAMED CHINESE CABBAGE

1 head of bleached Chinese Cabbage. 2 cups cream sauce.
Wash and cut the cabbage into half-inch pieces, put into saucepan, cover with boiling water, and let it stand until cold, then drain, rinse with cold water, return to saucepan, cover with boiling water, and boil twenty-five minutes. Drain and cover with sauce.

How to make the sauce:

4 level tablespoonfuls of butter or butter substitute.

4 level tablespoonfuls of flour. 2 cups of cold milk.

2 level teaspoons salt. A little pepper. $\frac{1}{4}$ tea-

spoon of grated nutmeg or one teaspoon of onion.

1 teaspoon Worcestershire sauce.


Put butter or butter substitute into saucepan; if onion is used add; when butter is melted, add the flour; mix until smooth and add cold milk, slowly stirring so it will not lump; add seasoning and flavoring.

CHINESE CABBAGE SALAD

1 head of bleached Chinese Cabbage. $\frac{1}{2}$ cup French dressing. $\frac{1}{2}$ cup mayonnaise.

Wash and cut the cabbage into half-inch pieces the same as celery is cut for salad. Put into bowl and cover with boiling water. Let stand three minutes, drain, and cover with cold water. Let stand thirty minutes, drain, and shake until dry. Mix with French dressing, line salad bowl with shredded lettuce, put cabbage in center, and cover with mayonnaise or boiled dressing.


P. S.—It adds very much to the salad if the dressing is flavored with a half teaspoonful of scraped onion.



Collards

Collards are a splendid fall and winter greens. They deserve more general cultivation in the North. In the latitude of Philadelphia they winter with little or no loss, as they are quite hardy. They slightly resemble cabbages in growth and are largely planted in the South for use as boiling-greens during the winter months and also to furnish green forage for poultry and stock in the winter. They form a mass of leaves on tall stems, and in the South continue in growth all winter. As the leaves are pulled off, the stems increase in height and bear new leaves.

299 GEORGIA. A strong-growing variety with light-green leaves, and when well grown, produces a loosely folded cluster of leaves at the top of the stalk. This is the chief southern variety for greens. Pkt. 5 cts.; oz. 20 cts.; $\frac{1}{4}$ lb. 55 cts.; lb. \$1.75, postpaid.



COLLARD

Corn Salad

This is a hardy winter salad, the small leaves being served like lettuce during the cool fall and early winter months. It is used also for garnishing meat dishes in the same manner as parsley and cress. It does not succeed during warm weather, and the seed should be sown thinly in drills during August, September, and October, to supply fresh leaves during the cool fall and winter months. It is quite hardy and after cool weather sets in can be protected by a thin mulch of soft hay or straw. One ounce will sow thirty feet of row.

351 LARGEROUND-LEAVED, LARGE-SEEDED. Pkt. 10 cts.; oz. 25 cts.; $\frac{1}{4}$ lb. 75 cts.; lb. \$2.50.



CORN SALAD

WHAT SCIENCE SAYS ABOUT SALADS

The basis of all life is simply a proper balance between nutrition and elimination. When these processes are perfectly normal there will be perfect health and perfect ability to resist the germs and bacilli of disease which are always about us.

Stomach troubles are progressive, beginning with slight acidity of the stomach and proceeding to what physicians call "hyperacidity" or chronic acid stomach, which in many cases terminates in cancer of the stomach.

There are two principal causes: 1. The excessive use of sugar. 2. Excessive use of highly concentrated foods, particularly white-flour products and meats. Sugar and overrefined, devitalized white-flour products are the chief causes of acid fermentation, flatulence, insomnia, nervousness, and all diseases springing from a deranged process of nutrition. Meats all contain toxins and poison which were in the process of elimination when the animal was killed.


The remedy is a substitution of whole-wheat or better still, corn-breads (in much decreased quantity), and the omission of nearly all sugar and meat. The free use of salad plants DAILY is the only remedy for a too concentrated diet. Do not change abruptly. Increase gradually over a period of one or two weeks. Plan to have salad or "greens" for at least one meal daily hereafter and don't expect to remedy the effects of years of stomach abuse in one week. Your vital organs are wonderful chemists and will manufacture all the sugar your system needs from beets, turnips, carrots, potato starch, and fruits, if you will eat them.

Kale, or Borecole

This is a popular boiling-green for fall, winter, and early spring use, resembling cabbage in flavor. The plant is entirely hardy, and can be grown easily from seed sown during the late summer and fall months. The sweetness and flavor of these greens are improved by freezing weather. One ounce should produce four thousand plants.

446 DWARF GERMAN, or DWARF CURLED SCOTCH KALE. It is low growing, with finely curled leaves of a deep green. The young leaves are very tender and delicate in flavor. Pkt. 10 cts.; oz. 40 cts.; $\frac{1}{4}$ lb. \$1.20; lb. \$4.00.

448 DWARF SIBERIAN. Extremely hardy; large broad leaves. Pkt. 10 cts.; oz. 30 cts.; $\frac{1}{4}$ lb. 90 cts.; lb. \$3.00, postpaid.




DWARF GERMAN CURLED KALE

Mustard

Mustard makes a splendid "greens" of delightful flavor. This year, when the price of spinach is so unavoidably high, Mustard makes an ideal substitute and should be sown plentifully.

If you have never tried Mustard before, you will be pleased with it as a change. In the Southern States it is largely used both as a salad and as "greens" during the fall and winter months. The seed should be sown thinly in drills 18 to 24 inches apart on the approach of cool, moist weather in the fall. *Fordhook Fancy* is one of the finest for summer sowing.



FORDHOOK FANCY
From a Photograph

647 FORDHOOK FANCY. The plants, of vigorous growth, have beautiful dark-green leaves which curve outward like a fine ostrich plume. Even those who do not care for Mustard as a piquant salad will be delighted with the leaves of *FORDHOOK FANCY*, cooked like spinach. It is even superior to the best spinach in flavor. Pkt. 5 cts.; oz. 20 cts.; $\frac{1}{4}$ lb. 60 cts.; lb. \$2.00, postpaid.



648 ELEPHANT EAR. When sown in the summer or early fall, this new variety makes very large single plants if given room to develop. It succeeds well also from spring sowings, but does not make leaves so large during the warm summer as it does in the cooler fall or winter months. Grown in rich soil, the leaves attain eighteen inches to two feet in length; they are of a light-green color, with large white ribs or leaf-stalk.



Pkt. 5 cts.; oz. 20 cts.; $\frac{1}{4}$ lb. 60 cts.; lb. \$2.00, postpaid.

649 BLACK or BROWN. Pkt. 5 cts.; oz. 10 cts.; $\frac{1}{4}$ lb. 25 cts.; lb. 75 cts., postpaid.

651 WHITE. Better for salad or culinary purposes. Pkt. 5 cts.; oz. 10 cts.; $\frac{1}{4}$ lb. 25 cts.; lb. 75 cts., postpaid.

653 CHINESE. The leaves are twice the size of the ordinary White Mustard, while the flavor is sweet and pungent. Pkt. 5 cts.; oz. 15 cts.; $\frac{1}{4}$ lb. 40 cts.; lb. \$1.25, postpaid.

655 SOUTHERN GIANT CURLED. The true curled-leaf variety so popular in the South for planting in the fall to furnish an early spring salad or greens. Pkt. 5 cts.; oz. 15 cts.; $\frac{1}{4}$ lb. 40 cts.; lb. \$1.25, postpaid.

Parsley

Fall-sown seed produces fine plants for wintering over in cold-frames or boxes. These may be set out early the following spring. Do not neglect sowing seed of this popular garnish.

714 PLAIN or SINGLE. Plain leaves, excellent flavor. Pkt. 5 cts.; oz. 15 cts.; $\frac{1}{4}$ lb. 35 cts.; lb. \$1.10, postpaid.

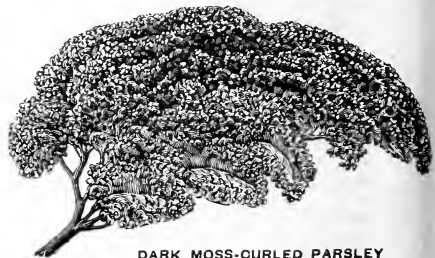
715 DOUBLE CURLED. Fine dwarf, crimped leaves. Pkt. 5 cts.; oz. 15 cts.; $\frac{1}{4}$ lb. 40 cts.; lb. \$1.25, postpaid.

717 EXTRA CURLED DWARF or EMERALD. The moss-like leaves, of a handsome, bright-green color, are finely curled. Pkt. 5 cts.; oz. 15 cts.; $\frac{1}{4}$ lb. 45 cts.; lb. \$1.50, postpaid.

719 DARK MOSS-CURLED. The leaves are of an extra dark-green color. Pkt. 5 cts.; oz. 15 cts.; $\frac{1}{4}$ lb. 45 cts.; lb. \$1.50.

721 FERN-LEAVED. This is most exquisite in form and color—invaluable as a garnishing plant. Pkt. 5 cts.; oz. 20 cts.; $\frac{1}{4}$ lb. 60 cts.; lb. \$2.00, postpaid.


723 TURNIP-ROOTED or HAMBURG. The edible portion is the fleshy root, which resembles a small parsnip and is used for flavoring soups, stews, etc. Pkt. 5 cts.; oz. 20 cts.; $\frac{1}{4}$ lb. 60 cts.; lb. \$2.00, postpaid.



DARK MOSS-CURLED PARSLEY

Spinach

Spinach is highly esteemed as a "boiling greens," for use during spring and winter months. For this purpose seed may be sown broadcast thinly on, freshly dug or plowed land from October 10th to November 15th in vicinities with the climate of Philadelphia; earlier farther north. Make two or more sowings for succession crops. For this purpose hardy winter varieties should be planted, such as Prickly or Winter. For spring sowing Thick-leaved Round is a good variety. For garden crops, sow thinly in drills one foot apart and cultivate frequently. Unfortunately Spinach this season is short-crop and expensive. However, Mustard (offered on page 48) and Swiss Chard, offered below, are excellent substitutes.



993 THICK-LEAVED ROUND. Excellent for either spring or fall sowing, producing thick, dark-green leaves of crumpled appearance with rounded ends. Productive and of excellent quality. In some sections South this variety is extensively sown in the fall and left out over winter. Pkt. 10 cts.; oz. 25 cts.; $\frac{1}{4}$ lb. 75 cts.; lb. \$2.50.


1001 PRICKLY or WINTER. A hardy strain producing a large crop early in the spring. Not desirable for spring planting. Pkt. 10 cts.; oz. 25 cts.; $\frac{1}{4}$ lb. 75 cts.; lb. \$2.50.

Swiss Chard or Spinach Beet

Swiss Chard is unique in that it is a two-purpose vegetable. The outside leaves are used as "boiling greens" and are most excellent for this purpose. The large white stalks (*see illustration below*) are used like asparagus; they are boiled and served in melted butter and are fully as delicious and even more tender than asparagus. If covered with a good mulch of straw, it will come up again early in the spring. May be sown until the first or even to the tenth of July, if small leaves are used.

136 LARGE-RIBBED WHITE. This variety does not make edible roots like the regular garden beets, but is grown for the broad, white leaf-stalks, which, when bunched and cooked in the same manner as asparagus, make a delicious summer vegetable. The leaves and stalks, served as separate vegetables, afford two distinct dishes from the same plant at one time. Pkt. 10 cts.; oz. 25 cts.; $\frac{1}{4}$ lb. 75 cts.; lb. \$2.50, postpaid.

137 LUCULLUS. The plants grow to a height of two to two and one-half feet. The stalks are as thick and broad as those of rhubarb, being one and one-half inches broad, heavily ribbed, and from ten to twelve inches long below the leaf. The extra-large leaves of thick texture are heavily crumpled or "savoyed" and of fine flavor. Pkt. 10 cts.; oz. 30 cts.



Single row of LARGE-RIBBED WHITE SWISS CHARD. Outer leaves used for "greens"; stalks boiled and served like asparagus, with melted butter. Renews itself and grows a large crop on small area. An excellent substitute for spinach.

Greens and Salads—Nature's Tonic

If Americans would omit two-thirds of their meats and two-thirds of their breads and pastries made from devitalized, over-refined, white flour and eat "greens" and salads in their place, most of the drug stores would go out of business and the doctors could go on a vacation. In asking you to eat less of these foods the government requires no sacrifice; it is actually giving you a chance to improve your health fifty per cent. or more, probably more.

Nearly all Americans live on a too concentrated, over-nourishing diet. Anatomists tell us the structure of the human organs proves we are descended from herbivorous or grass- and plant-eating animals. We therefore require an abundance of foods like lettuce, spinach, cabbage, celery, endive, parsley, etc., as bulk foods and laxative. We need them not once in a while but every day. While a single drug store frequently carries thirty or forty kinds of cathartics, they are of temporary benefit only and leave the user in worse condition than ever. Their continued use is a positive and increasing evil.

You cannot get health out of a bottle. To get health, follow Nature's laws. The frequent use of "greens" and salad plants is the basic principle upon which Dr. Kellogg's famous Battle Creek Sanitarium has won a world-wide name as a restorer of health. All European nations understand this important principle of diet and eat many "greens" and salad plants unknown in America as yet. Persons of sedentary life who get little exercise will find the free daily use of these vegetables of great and permanent benefit to the health.

Moreover, the juices of these vegetables carry in solution important mineral salts necessary to the blood, nerves, bones, and teeth—salts obtainable from no other source. This explains our craving for early spring vegetables.


Every family should grow a plentiful supply of "greens" and salad plants all through the summer, keeping succession crops (see page 35) following one another the whole season. Spinach should be canned for winter use. Celery may be stored, and winter lettuce is comparatively cheap of late years—much cheaper than doctor bills. One can hardly use too much of these foods. Grow and use "Nature's Tonics," salad plants and "greens," and you will have little need for medicines.

*Children love gardening.
Seek to increase their interest for it means health.*



Here's health—big crisp heads of Wayahead Lettuce picked before breakfast, with the dew still on them.

The Garden Overcoat or Cover Crop



The picture above, purposely enlarged and exaggerated, is used with the idea of conveying the necessity of a crop to cover the garden during the winter months. The illustration is meant to portray the growth of a cover crop, the seed being sown in the fall.

The great value of the cover crop is to prevent washing and to add to the value of the soil by turning under in the spring. If a leguminous crop is used, such as Vetch or Clover, it adds materially to the soil in the form of nitrogen, which, by the nature of the plant, is extracted from the air and fixed on the roots in the form of root nodules.

Cover crops have been used for years on farms and large areas, but they are just as advantageous on the well-planned and operated garden as on the farm and are just as necessary.

There are a variety of crops that may be used, such as Rye, Turf Oats, Vetch, all of the Clovers and Alfalfa, but for the small garden, Vetch, which produces a fern-like growth, and which is used in the exaggerated picture above, is best adapted for small areas.

It is true that of equal importance with good seeds is the proper preparation of the soil. Fall plowing has long been recognized as one of the excellent methods of soil preparation. However, after summer and fall plowing the land should be sown to a good cover crop that will prevent leaching and washing, and at the same time add to the fertility of the soil.

If your soil has an indication of acidity or sourness, spade or plow and apply Hydrated Lime at the rate of from 1000 to 2000 pounds per acre, depending upon the type of soil. Lime of itself is not a fertilizer, but its action sweetens the soil and makes available much plant food that is otherwise inert or that is in some form that the plant cannot use.

This lime should be thoroughly cultivated into the soil, and if your land is ready for seeding in early September, sow Crimson Clover at the rate of 15 to 18 pounds per acre, or on small areas, say plots 12 ft. x 30 ft., at the rate of 4 to 6 ounces for that area.

If you are unable to prepare your land until October, sow it down with Rye or Vetch. Rye is an excellent humus agent, as it forms a fibrous root growth, and when turned under, very materially improves the mechanical condition of the soil. Vetch being a legume, has the power to extract free nitrogen from the air, and fixes it in the form of nodules on the roots. Vetch is one of the most valuable cover crops, as it adds nitrogen as well as humus.

The use of a green cover crop is one of the most economical methods of building up the soil, and also prevents the waste by washing of such fertilizers as are already in the soil.

In many sections of the country August and September have been found to be the best months for sowing Grass Seeds and Clovers, as a much better stand is secured and the yield of hay is ready earlier, and is usually heavier the following season than from spring sowing.

If you have low, damp, or very heavy soil, we do not advise fall sowing of clovers. Late summer or early fall is usually the best time for sowing Alfalfa, and if Alfalfa is sown on well-drained land up until the end of September, it will, under satisfactory conditions, yield at least two or three good cuttings the following season and continue to improve if used as a permanent crop.

Seed Wheat—Varieties for the North

The widely extended planting of Wheat made necessary by the demands and requirements of our Allies, together with the prices fixed on this commodity, stimulated the demand for high-class Seed Wheat. At no time in the history of the seed business of America has there been such a general demand for high quality seed. Farmers every year realize the necessity of sowing only the best.

We have a duty to meet, and in order that our Allies may live the Government has decided that Wheat is the best possible form in which to send food to these nations.

We have made a careful survey of the requirements in the different sections of the country, and we offer several varieties that are particularly adapted to these sections. We have divided these into two distinct divisions: those suited for cultivation in the North, and those that are by nature particularly fitted to grow under the conditions that exist in the South.

Special care is given to the selection and growing of all seed that we offer, and Wheat sent out from us will be found free from smut and other diseases, thoroughly re-cleaned, and all small and faulty grains blown out, and as free as possible of cockle.


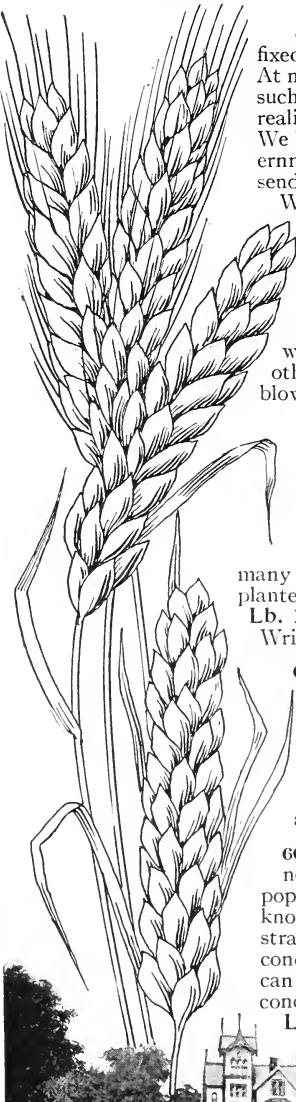
We also offer the splendid new Spring Wheat, Marquis, which the Government has recommended so highly for spring sowing in the North.

6084 FULTZ. An excellent smooth-headed sort, producing a good-sized grain; very prolific and exceedingly hardy. It is a standard sort over a great section of the North and is largely grown in Wheat sections of the South. Fultz Wheat has been in cultivation for many years, and notwithstanding the fact that it is an old variety, many planters prefer it to many of the so-called new and improved varieties. **Lb. 25 cts., postpaid.** By express, 10 lbs. or more, at **13 cts. per lb.** Write for prices on large quantities.

6086 KLONDIKE WHITE WINTER. A well-known variety, extensively used in the North wherever Winter Wheat is sown. This variety has been found particularly valuable in the New England States, also New York, Pennsylvania, and northern Ohio. Its many valuable qualities are so generally known that we can recommend it most highly. Samples and prices upon application. **Lb. 25 cts., postpaid.** By express, 10 lbs. or more, at **12 cts. per lb.** Write for prices on large quantities.

6088 RED CROSS WINTER WHEAT. In Iowa, Wisconsin, Minnesota, and the Dakotas, Red Cross has become one of the most popular varieties. It is similar in habit of growth to the old well-known Turkey Red, but is superior in that it produces heavy, stiff straw that prevents lodging. It is extra hardy and resistant to the conditions that are often fatal to other varieties of Winter Wheat. It can be successfully grown in every section, even where the most severe conditions prevail.

Lb. 25 cts., postpaid. By express, 10 lbs. or more, at **12 cts. per lb.** Write for prices on large quantities.



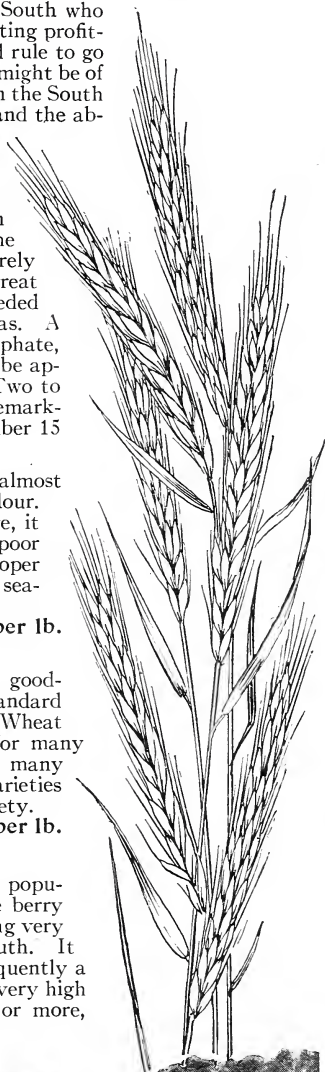
Seed Wheat—Varieties for the South

SOME POINTS ABOUT GROWING. Most farmers in the South who grow Wheat have their own ideas about the best methods of getting profitable yields, and it is hardly worth while to detail here any fixed rule to go by, but a few suggestions, drawn from practice and observation, might be of interest. The explanation for the small yield usually reported in the South can be traced to the deficiency in the soil of vegetable matter and the absence of sufficient nitrogen and phosphoric acid—more to this than to improper methods of land preparation, although the latter is highly important to get the full benefit of the available plant food. The southern farmer has the ideal fertilizer for Wheat in the common cow-pea, and no other fertilizer he can use is as economical. Besides the plant food stored up in the soil by turning under a heavy crop of pea vines, or through merely growing a crop where it is pastured or cut off, there is a great amount of vegetable matter put in the soil which is greatly needed by the Wheat plant. All Wheat land should be sown to cow-peas. A good commercial fertilizer is 200 pounds 16 per cent. acid phosphate, 200 pounds cotton-seed meal, 50 pounds muriate of potash, to be applied to each acre, more or less, as the soil would indicate. Two to four hundred pounds of pure raw bone meal to the acre give remarkable results. In sections south of Richmond sow from September 15 to December 15, 45 to 60 lbs. to the acre.

6082 BLUE STEM. The head is smooth; berry small, short, almost round, and very firm, and makes a fine turnout of excellent flour. It is a rust-proof sort because, being extremely early to mature, it will always ripen before danger of rust. It will grow taller on poor soil than many other sorts and makes a splendid yield under proper conditions. With good soil, properly fertilized, and where the seasons are right, thirty-five to forty bushels to the acre is possible. **Lb. 25 cts.**, postpaid. By express, 10 lbs. or more, at **13 cts. per lb.** Write for prices on large quantities.

6084 FULTZ. An excellent smooth-headed sort, producing a good-sized grain; very prolific and exceedingly hardy. It is a standard sort over a great section of the North and is largely grown in Wheat sections of the South. Fultz Wheat has been in cultivation for many years, and, notwithstanding the fact that it is an old variety, many planters prefer it to many of the so-called new and improved varieties and it is perhaps the best known and most generally used variety. **Lb. 25 cts.**, postpaid. By express, 10 lbs. or more, at **13 cts. per lb.** Write for prices on large quantities.

6090 EARLY RED MAY. A smooth-headed variety of long popularity in the South. The variety is early and prolific; the berry small, firm, red, and of excellent quality. It is very hardy, being very resistant to disease and the sudden changes peculiar to the South. It ripens almost at the same time as the Blue Stem, and is consequently a rust-proof sort. One of the best varieties for flour making—a very high quality product. **Lb. 25 cts.**, postpaid. By express, 10 lbs. or more, at **13 cts. per lb.** Write for prices on large quantities.



Winter Rye

There is big profit in Winter Rye just at this particular time. During the past year Rye, oats, and barley all brought a higher price comparatively than wheat. Every present indication points for still higher prices to come. Rye is being used in larger and larger quantities in bread. Next winter will see still more Rye used for this purpose.

Rye will endure a greater amount of soil acidity than wheat, oats, or barley. If you have a field of well-drained, light loam or sandy soil, you have a special opportunity, for these are ideal soils for Rye. For land being brought under cultivation Rye is especially desirable, and as a means of adding humus to the soil Rye is very valuable. If your soil needs humus, by all means plow in a good cover crop of Rye. Rye may be sown later than wheat and will grow in cold weather when wheat would be at a standstill. Rye furnishes a most valuable straw for many purposes.

If Rye follows a drilled crop, the soil should be plowed to a depth of 5 to 7 inches four weeks before seeding. It should be harrowed or disked immediately after plowing to produce a mellow top soil for two or three inches. If following a cultivated crop, the soil should be plowed deep and then disked, or harrowed, or both.

For a grain crop Rye should be sown September 1 in the northernmost parts of the country and up to latter half of November in the South. It must be sown early enough to establish a good root system before winter. Cover one-half to two inches according to moisture of the soil. Seed Rye must be thoroughly cleaned of all immature kernels and, since it loses germinating power more rapidly than other grains, you should be sure of getting thoroughly tested seed. Such seed we offer below.


6067 ABRUZZI. This variety is very popular in many sections because of its habit of growth, and is extensively grown by nurserymen, who use the extremely long straw for bailing trees. Its habit for extra length of straw makes it valuable for many purposes. The seed that we offer is extra select, and we are sure will give satisfaction wherever used. Prices will be mailed on application.

6068 WINTER GIANT. In the Middle West, the Ohio River, and Mississippi Valley, *Winter Giant* is undoubtedly one of the most extensively used varieties of Rye. It is equally adaptable to the South and the far North. Produces a good stiff straw of considerable length. Write us for prices.

6070 WHITE WINTER. This is the common variety so generally used for plowing under. It is used from the Gulf to Canada and needs little description, as most farmers and planters are well acquainted with this old standard variety. Write us for prices, stating quantity wanted.

Rye is coming into its own as a grain crop. Rye makes excellent bread.

ABRUZZI
RYE



Here is shown an excellent crop of ABRUZZI RYE being stacked for threshing.

Grass Seed Mixtures for Pastures and Meadows

Certain sections of Europe now engaged in the great war have been the source of supply for many of our grass seeds, and owing to conditions the supply of these grasses is very much curtailed. We have on hand a good supply.

For years at Fordhook Farms comparative trials have been made of the various grasses and their use. Careful attention has been given to their adaptability to the various soils and conditions. We have prepared the following special mixtures for the several purposes, and if you can give us information as to your soil and conditions, as well as location, we can probably be of great assistance to you in making up a mixture or in selecting grasses that will meet your requirements.

We have been making up for years a mixture known as Burpee's Special Fordhook Grass Mixture for permanent pastures. We also make up mixtures for permanent meadows and for low lands, and we are offering below the three standard mixtures for these purposes, namely, Burpee's Special Fordhook Mixture for permanent pasture, Special Fordhook Mixture for meadow, Special Fordhook Mixture for low lands.

Grass seed prices fluctuate, and if you expect to use considerable quantity, write us for prices.

6143 Burpee's Special Fordhook Grass Mixture for Permanent Pastures

The most important features of successful farming (especially on the dairy or stock farm) are good hay crops and abundant pasturage. These are more readily and surely obtained by a *proper combination of the most suitable grasses* than by the old plan of seeding with Timothy alone or in mixture with Common Red Clover, which frequently dies out after the first summer. This PERMANENT PASTURE MIXTURE yields a very heavy crop of the finest and most succulent hay early in the season, together with a heavy crop of aftermath or abundant pasturage. The base of this mixture is *Orchard Grass*, which is of quicker and stronger growth than Timothy, and makes better hay when cut while in bloom. The Orchard Grass, however, is combined with a *number of finer bladed grasses*, which give not only greater permanence to the sward, but also entirely overcome the objectionable tendency of the Orchard Grass to grow in clumps or tufts.



We recommend using fifty pounds of this mixture per acre, and it can be sown with grain or alone on well-prepared land either in the early fall or early spring. It is also an advantage to sow at the same time, or in the spring, when fall seeded, ten or fifteen pounds per acre of ALSIKE CLOVER, as this variety is by far the best for mixed hay and at the same time is hardier and will endure longer in the close, thick sod of grass than any other. Price of our best SPECIAL FORDHOOK MIXTURE FOR PERMANENT PASTURE, 20 cts. per lb.; 25 lbs. or more at 18 cts. per lb.—all by express or freight, at purchaser's expense. A measured bushel of this choice re-cleaned seed weighs about *twenty-five pounds*.

6148 Burpee's Special Fordhook Grass Mixture for Meadows

This combination is made up of the finest re-cleaned seed of such grasses as are particularly adapted to cutting and that will stand pasturing after cutting, if so desired, for hay. The mixture is made up for land that is medium in quality, that is, neither too wet nor too dry. We can make up mixtures for either wet or dry locations, if so desired. Sow 20 to 25 lbs. to the acre. By express or freight, at purchaser's expense: Lb. 22 cts.; 10 lbs. or more at 20 cts. per lb. Write for prices on large quantities.

6150 Burpee's Special Fordhook Mixture for Bottom or Low Lands

As with our other mixtures, this special mixture is made up for land that contains considerable moisture and that is not adapted for the growing of grasses that produce their best results on higher land. This mixture should also be sown at the rate of 20 to 25 lbs. per acre. As with the other grasses, prices fluctuate and we can offer at the time of getting this catalog to press only in small quantities. By express or freight, at purchaser's expense: Lb. 20 cts.; 10 lbs. or more at 18 cts. per lb. Write for prices on large quantities.

Barley

Barley is one of the grains which has seen a great increase in price because of its value as a substitute for wheat. Undoubtedly the price of Barley will increase greatly for the coming season. The U.S. Department of Agriculture, realizing the great food value of Barley both for

forage and for human consumption, strongly recommends greatly increased sowings of Barley. This same hint was given last year on page 43 of our "Burpee's Offering." Those who heeded were extremely well repaid. A still better price for Barley is indicated for the coming year. To all our customers who contemplate sowing

Barley, we would request that they secure Bulletin No. 443, issued by the Department of Agriculture. In this Bulletin they call the attention of the reader to the necessity of the use of good seed, and the varieties that we offer below are especially selected, for both quality and adaptability to the various sections of the country in which our customers are located.

6091 **BEARDLESS**. The greatest value of the Beardless variety is its freedom from the troublesome beard that is common to all varieties, with the possible exception of White Hulless described below. The absence of the beard makes Beardless Barley extremely valuable and the safest food for live stock. It is also much easier to thresh. Beardless Barley is the variety that is commonly used for human consumption, but it is equally good for fattening purposes for all kinds of live stock.

Lb. 20 cts., postpaid. By express, 10 lbs. or more, at 8 cts. per lb. For larger quantities, write for special prices.

6092 **MANSHURY**. Here is a Barley of sterling worth, the result of long and expert attention. Manshury Barley produces long, well-filled heads containing the plumpest grain of Barley imaginable; grains of extremely high protein content. Both for feeding purposes and for malting Manshury is most excellent. The yield is abundant and its straw so strong and stiff as to prevent practically all lodging. Grains are of excellent color, which finds it ready sale.

If you are looking for a new variety of exceptional merit to replace run-out varieties, try Manshury.

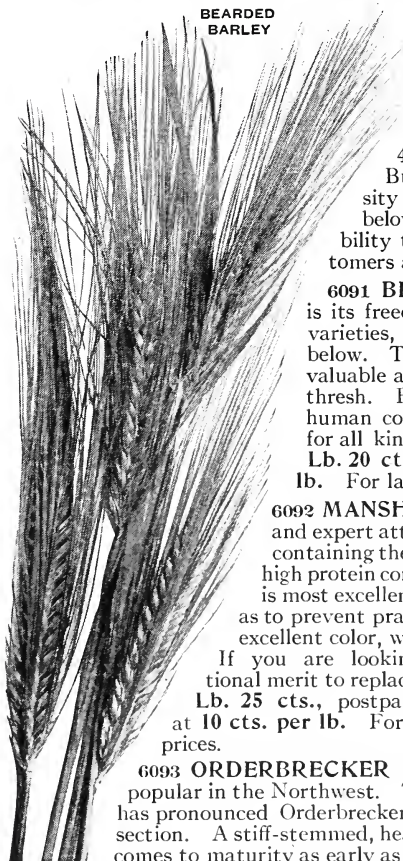
Lb. 25 cts., postpaid. By express, 10 lbs. or more, at 10 cts. per lb. For larger quantities, write for special prices.

6093 **ORDERBRECKER (Bearded)**. This variety is very popular in the Northwest. The Wisconsin Experiment Station has pronounced Orderbrecker one of the best varieties for that section. A stiff-stemmed, heavy yielder, six-rowed variety. It comes to maturity as early as the best of the beardless varieties, and is extremely resistant to rust. In this particular it is said to be superior to all other varieties. Lb. 25 cts., postpaid. By express, 10 lbs. or more, at 10 cts. per lb. For larger quantities, write for special prices.

6095 **SIX-ROWED BARLEY (Bearded)**. Is an extremely valuable variety of superior food value, producing strong, heavy growth, extra heavy yielder, very popular in the Northwest, where Barley is extensively grown. In many sections this variety is the most generally used. Lb. 25 cts., postpaid. By express, 10 lbs. or more, at 10 cts. per lb. For larger quantities, write for special prices.

6097 **WHITE HULLESS** is claimed to be the greatest improvement in Barley that has come about in recent years. It is one of the earliest varieties to mature, and, as its name would imply, it is entirely free of beard, and the hulls are so small that the name White Hulless is given it for that reason. In sections where the seasons are short this is a particularly valuable variety. It may be sown in the spring where failures have been made on Wheat or Rye. White Hulless is also renowned for the great weight of the kernels. On good soil this variety has produced kernels that would weigh 60 to 65 pounds per measured bushel. In some sections Hulless Barley is extensively grown for hay. It is very nutritious and makes an excellent forage. Lb. 20 cts., postpaid. By express, 10 lbs. or more, at 8 cts. per lb. For larger quantities, write for special prices.

BEARDED
BARLEY



BEARDLESS
BARLEY



Flowers on the Farm




Two of the Farm Houses on FORDHOOK FARMS. A little planting makes a great difference in appearance.

Mr. Farmer, did you ever stop to think how much flowers would add in actual dollars and cents to the value of your farm? Do you know there is no other way in which you can add so much value to your place for so little money as you can by having flowers about your home? Flowers make just the difference between a house and a home. Most of us want a home. There is another reason why flowers should be about your home. Farming is probably the hardest work in the world, but it is also the most interesting work in the world. A farmer is an executive; he is a planner; he is a creator, and creative work is always supremely interesting. For him, the season is a constant change, crop after crop, and usually several at a time. He sees the results of his plans, he sees how they turn out, he learns with every crop how to do better next time; it is all hard work, but vitally interesting every day. But what of farmers? If the farmer's work is more interesting than that of the city worker, the life of the farmer's wife is almost the reverse. Her housework is the same monotonous round every day, and all the reliefs which the city woman has are usually lacking. Pretty clothes, shopping, theaters, frequent callers—she does not always have these. But all women love flowers. Flowers offer a big field of interest, contentment, and happiness for the farmer's wife. Flowers give your home a distinctive individuality which soon becomes known for miles around if the beds are arranged with skill and good taste; they add value to the farm; they please your wife, and actually help her in her daily life. You owe it to your community; you owe it to her; you owe it to yourself, and to your children, to have a beautiful home.

Plan now for the flowers that you want for your grounds. Summer and fall are the best times to plant flowers because of the good root growth they make for the following spring. Turn now to page 68. From page 68 to 104 you will find listed hundreds of varieties of beautiful flowers. There is not a single reason why you should not have flowers. There is every reason why you should.

Beautify The Farm!

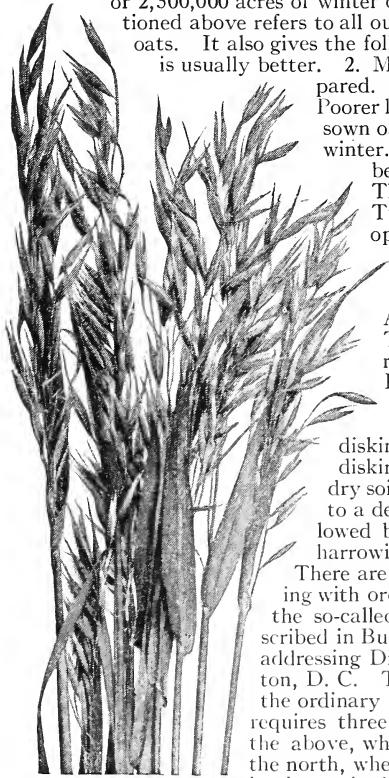


The Farm Home should be a place of beauty. This is the picture of the attractive farm home of one of our customers.

Oats

Says a recent Bulletin of the U. S. Dept. of Agriculture: "It is believed that about 4,000,000 acres of winter wheat were sown in 1916. Previous to the fall of 1914 not more than 2,000,000 or 2,500,000 acres of winter oats were grown each year." The government bulletin mentioned above refers to all our southeastern states as being particularly suited for winter oats. It also gives the following advantages of fall over spring seeding: 1. The yield is usually better. 2. Matures earlier. 3. Land can be better and more easily prepared. 4. Time is needed for other important crops in spring. 5. Poorer land and less fertilizer may be used than in spring. 6. Fall-sown oats furnish a compact cover crop and prevent washing during winter. 7. Greater freedom from disease or rusts. 8. Crop may be removed earlier and give room for other crops to follow.

The bulletin further refers to the types Red Rust-proof, Winter Turf, and Appler for southern growing. These we list on the opposite page.



Winter Oats

Any soil which will produce corn or cotton will grow oats. The soil should be well drained to prevent winter killing, rust, etc.


In the South, seeding need not be done until November, but further north, September and October are the best months.

If the land has been thoroughly plowed for the preceding crop, disking is usually preferable to plowing for fall-sown oats. Two diskings and a harrowing are usually sufficient unless it be a hard, dry soil. If, for any reason, plowing is necessary, it should be done to a depth of six to eight inches a month before sowing and followed by the spike-tooth harrow. Double disking and another harrowing will finish preparation for seeding.

There are three methods of seeding: 1. Broadcast seeding. 2. Drilling with ordinary grain drill. 3. Drilling with specially devised drill in the so-called open furrow method. These methods are thoroughly described in Bulletin 436 on Oats, which you are advised to write for at once, addressing Division of Publication, Department of Agriculture, Washington, D. C. The open furrow method requires two bushels to the acre; the ordinary drill requires two and one-half bushels, and broadcasting requires three to four bushels. Winter Turf requires slightly less than the above, which is applicable to Red Rust-proof and Appler. Toward the north, where there is danger of winter killing, a somewhat heavier seeding is required.

Oats makes the staple grain feed for horses and mules. In the South it is also fed largely in the bundle, saving the labor of separation. In this case it is cut when not so ripe as when used for grain alone. Oats makes an excellent hay, maturing early enough in the season to allow another crop. The yield is heavy, running from one to three tons per acre.

Its feeding value may be still further increased by sowing Vetch or other leguminous crops with it. Oats may be turned under as humus and to enrich the soil.



Oats


We use great care in seed selection. All stock is carefully cleaned and graded and of high germinating quality.

6053 APPLER OATS. This is a southern-grown type of heavy red rust-proof oats, mostly bearded. It is the most resistant variety to rust that is grown in the South. When grown on good land, the grain is very large, red in color, often containing more or less black grains, and will frequently weigh as much as thirty-six to thirty-eight pounds to the measured bushel. It is a tremendous yielder of grain when planted in the fall of the year, and is very often grazed. Fall is undoubtedly the best time to sow this variety in the South. But Appler Oats will produce a splendid crop sown in the spring, but the grain will not be quite so heavy. They should be sown on good land at the rate of two to two and a half bushels to the acre. Prices subject to market conditions. **Lb. 25 cts.**, postpaid. By express, 10 lbs. or more, at **12 cts. per lb.** For larger quantities write us for special prices.

6057 TEXAS RED RUST-PROOF OATS. Standard weight, 32 lbs. to the bushel. There is no better oat than the Red Rust-proof for sowing in the South and Southeast. It is probably not untrue to say that more than 75 per cent. of the oats sold as Texas Rust-proof never grew in that State at all, although the variety originally came from Texas. Farmers should be more careful in purchasing their seed oats in order to secure the best seed obtainable. The Texas-grown oat is a heavy berry, nearly every one having a distinctive beard. The color varies, owing to the seasons; also the weight of a measured bushel. This type of oat should be planted on strong soil. The soil should be broken deeply. They are extensively sown in the fall throughout the South. At least two bushels should be sown to the acre. **Lb. 25 cts.**, postpaid. By express, 10 lbs. or more, at **12 cts. per lb.** For larger quantities write us for special prices.

6059 WINTER TURF OATS. This oat is unsuited for spring planting, either North or South. They are best planted in the fall and will furnish excellent winter and spring pasture. Very largely used even as far north as New York State. They make a very good cover crop to prevent washing, and furnish the first spring grazing. The growth is short and very leafy, spreading over a large area for each plant, *i. e.*, the variety stools out, making a large amount of forage if pastured or humus if turned under. **Lb. 25 cts.**, postpaid. By express, 10 lbs. or more, at **12 cts. per lb.** For larger quantities write us for special prices.

TWO HEADS
OF APPLER
OATS



A SPLENDID FIELD OF RUST-PROOF OATS

Cover Crops on the Farm

The progressive farmer of today leaves nothing go by default. He is on the job every minute and there is no detail too small for his attention. Every farmer realizes the value of the cover crop. It is true that in some sections cover crops have been more generously used than in others, and this is due to the fact that some one farmer who has been more progressive than the others has proved the great value of sowing some fall crop to prevent leaching, the loss of valuable fertilizing element, and to add to the humus condition of the soils and for plowing under in the spring. The others have followed, and cover crops have grown in popularity. Literally, thousands and hundreds of thousands of dollars have been wasted on American farms because cover crops have not been used, thereby allowing land to wash, carrying away the valuable top soil, and again by not keeping the ground working continuously. The use of cover crops has been practised regularly for centuries by all the nations of Europe and every one of these countries has profited greatly thereby.

The detail information given below covers the field of cover crops and combinations of almost the entire United States, and we earnestly urge every farmer to use some cover crop this year. Cover crops are temporary, green crops, grown for the purpose of improving the soil either by protection, or by turning under as green manure. There are several purposes for which cover crops should be grown upon every farm, particularly where manure is not readily available.

1. To prevent the loss of soluble foods during the late fall and winter, by leaching.
2. To prevent erosion of hillsides and slopes, as well as the lighter types of soil.
3. To prevent root injury on orchard lands by deep and severe freezing.
4. To supply vegetable matter or humus to the soil at a relatively low cost.
5. To improve the physical condition of the soil.

These crops are generally sown in the fall or the late summer, so that they are well established before the cold weather sets in. By so doing they make sufficient growth to cover and protect the ground during the winter months. Cover crops sown at this time use the reserve food material in the soil, after the trees and other crops have completed their growth. It is noticeably true that the soils protected by a cover crop will not freeze as soon nor as deeply as when unprotected.

It is of distinct advantage to sow cover crops in the orchard in the fall months. The cover crop, especially in a young orchard, tends to use large quantities of water. This causes the trees to mature their new wood earlier, and thus prevents serious winter injury. They prevent the soil from freezing as deeply as it otherwise would, thus protecting the roots from severe frosts. A well-established cover crop will hold the soil in place, preventing tearing in the spring. This keeps the roots from being exposed and injured by the alternate freezing and thawing of the spring months.

Cover crops may be classified as follows:

I. NON-LEGUMINOUS CROPS

Rye—Wheat—Winter Turf Oats—Most Grasses. (a) Hardy (b) Non-hardy
Barley—Rape—Oats—Turnips.

According to the above classification the cover crops most used can be listed as follows:

II. LEGUMINOUS CROPS

HARDY

1. THE CLOVERS. (a) Alsike—(b) Crimson—(c) Mammoth—(d) Red or Medium—(e) Sainfoin—(f) Sweet or Melilotus—(g) White Dutch.
2. ALFALFA. 3. HAIRY VETCH.

By a non-leguminous crop is meant a crop which draws upon the soil for its nitrogen, while leguminous crops are those crops which are able to extract nitrogen from the air and fix it in their roots by means of bacteria. The root systems of such crops may be easily distinguished by the irregular nodules, which appear as offsets.

Various combinations of the above crops are recommended by different agricultural experts. Bailey, in his *Cyclopedia of Horticulture*, recommends the following combinations and rates of sowing for an acre.

1. Clover, Red or Mammoth, 10 pounds.
Winter or Hairy Vetch, 15 pounds. Oats, ½ bushel. Cowhorn turnips, ½ pound.
2. Oats, 1½ bushels. Clover, 15 pounds.
3. Oats, 1½ bushels. Rye, 1 bushel.

In the *Farm and Garden Rule Book* the following combinations are recommended for midsummer sowing:

1. Mammoth Clover, 6 pounds. Alfalfa, 10 pounds. Turnips, 2 to 3 ounces.
2. Alfalfa, 6 pounds. Crimson Clover, 6 pounds. Alsike, 3 pounds. Strap-leaf Turnip, 2 to 3 ounces.

Any of the crops or combinations listed should give good results as cover crops. These crops may also be used as soiling crops, nurse crops, catch crops, and as green manures.

Alfalfa or Lucerne

Alfalfa, "The Ancient," is a name which may be aptly applied to this wonderful and profitable forage plant and legume. Its history may be traced back hundreds of years B. C., from ancient Persia, where it was highly regarded as a food for all kinds of grazing animals. It found its way through Greece to Rome and thence to Spain, and finally, by way of Mexico and South America, in the early days it came to be known in southern California and throughout the Southwest.

Today Alfalfa is one of the best known and most widely cultivated combination forage, grazing, hay, and soiling crops. The name Alfalfa is said to be Arabic, and if translated means "the best grass or hay." It is an extremely profitable crop from any viewpoint, producing several times as much feed in the point of food value as any other forage crop.

Alfalfa makes nearly all its root growth below the surface of the soil, and has been known to penetrate 15 or more feet into the earth. Thus fortified by the extreme depth of the root penetration it is able to withstand long droughts. The roots also bring to the surface the various plant foods that are stored at a great depth.

Where once started, Alfalfa is permanent, and continues to improve from year to year where properly handled. Several cuttings may be made each season, and the hay is of very high food value. The great root growth makes it extremely valuable as a soiling plant, because the roots in the process of decay leave openings for the passage of air and water, thus caring for additional root growth.

Alfalfa will grow in all sections of the United States, and some very hardy types have been developed that do well even in western Canada. The soil on which Alfalfa is sown should be well drained and thoroughly prepared as a permanent seed-bed before sowing. Careful attention should be paid to the condition of the soil before sowing the seed, and if there is any surface indication of acidity, lime should be applied, as Alfalfa will not grow on acid or sour soil.

Alfalfa should not be sown on lowlands, for if water stands on it any length of time it will be killed out. Some farmers in various sections of the country have experienced trouble in getting a stand of Alfalfa, but if care is used there is no reason why it should not be grown anywhere. It is well, however, to select land that has been used for some crop the year previous and where thorough cultivation has been practised, so that weeds do not become pests and overrun it.

Alfalfa strongly resembles clover in its habit of growth, but withstands drought much better. Four and five cuttings in each season in the West is not uncommon return, and if permanency is desired, it must be cut every time it comes into bloom and not allowed to go to seed.

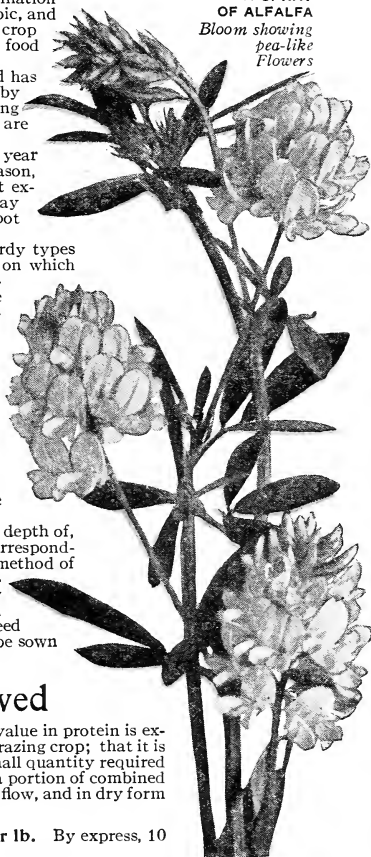
Do not use anything but the best seed in Alfalfa, and in sowing cover to a depth of, at least, three-fourths to one inch if soil is heavy, and on light soil cover correspondingly deep. The quantity of seed for an acre depends entirely upon the method of sowing. If sown broadcast, twenty to thirty pounds per acre is quite sufficient. Seeds should be thoroughly harrowed in, and if the weather is dry the surface should be rolled. July and August into early September is an ideal sowing time in the latitude of Philadelphia. Farther north seed should be sown during July and early August; farther south seeds may be sown even later—up until the first of November in the Gulf States.

Government Tests Have Proved

that Alfalfa will produce as much as 8 tons of hay per acre; that its food value in protein is extremely high; that Alfalfa is the most nearly complete food of any forage grazing crop; that it is an economical food because of its great return, and again because of the small quantity required for a ration—30 to 40 lbs. is said to be a full feed for fattening steers. As a portion of combined food it is almost without equal; that as a dairy ration it maintains the milk flow, and in dry form pulverized makes an excellent poultry feed.

6100 BEST RECLEANED AMERICAN-GROWN SEED at 45 cts. per lb. By express, 10 lbs. or more, at **30 cts. per lb.** Write for prices on large quantities.

A SPRAY
OF ALFALFA
Bloom showing
pea-like
Flowers



A fine field of ALFALFA, showing above a spray of stem and blossom. Alfalfa has often been called the complete animal food.

Clover

Clover of some kind or other is used in every country in the world. Clover may be justly styled the basis on which all successful agriculture is built. The use of Clover antedates all history, but for thousands of years its value as a soil improver has been known to agriculturists throughout the world.

Red Clover is perhaps the most generally used of all Clovers, both for hay and as a soiling crop. As legumes, Clover extracts nitrogen from the air and fixes it in the soil in the form of root nodules or colonies of beneficial bacteria, thereby enriching the soil and storing plant food for following crops.

Clover-hays easily command the highest prices, and when the hay is cut, a valuable soil improver is left in the form of the roots and stubble. Careful experiments have shown that the root and stubble greatly improve any soil, and also influence the increased yield in succeeding crops. Clover-hay is high in food value and is relished by sheep, cattle, and hogs alike.

The cultivation of Clover is so well known to practically every farmer and in all sections of the United States that it is of little value for us to go into detail as to its cultivation. Great care, however, should be used in selecting seed, so that one may avoid the growth of injurious weeds. Clean seed is by far the cheapest, and increased price over the price of inferior seeds should be no bar to the purchase of the best seeds that it is possible to obtain.

Clover sometimes fails to catch or grow because it is not sown deeply enough to insure sufficient moisture for the young plants. In light or sandy soil, Clover should be covered to a depth of 1½ to 2 inches, while in heavier soils or in clay soil seed should not be covered more than 1 inch.

The best results are secured where the seed is properly sown, either in drills or by broadcasting; proper harrowing in and then rolling, as a rule, tend to conserve the moisture and firm the seed into the soil.

Clover, where used for hay, should be cut at that stage of growth which is just past or beyond full bloom, for at this stage it contains the greatest amount of protein. After the leaves begin to fall the value is greatly reduced, and if cut at the stage mentioned above, the leaves will remain attached to the stems. It is very important to retain the leaves of hay as they contain practically two-thirds of the protein value of the plant.



ALSIKE CLOVER

6101 ALSIKE. Botanically this variety is known as *Trifolium Hybridum*, and by many is supposed to be a hybrid of Red Clover and White Clover. This, however, is wrong, as it is a distinct variety. Alsike is adapted to wet soils which are often too deficient in humus to grow with success any other variety of Clover. It also grows well on dry soils, and for certain sections has many advantages over other Clovers where sown in mixture with timothy for hay.

Alsike is a perennial and lasts for years. This is not the case with Red Clover, which is a biennial. The bloom is excellent as a honey producer. Alsike is extensively used by bee-keepers.

The hay of Alsike is also more valuable pound for pound than ordinary Red Clover, but is not so heavy. The stems are more slender and much taller than those of Red Clover. Seed should be sown at the rate of 10 to 20 pounds per acre. **Lb. 50 cts.**, postpaid. By express, 10 lbs. or more, at **35 cts. per lb.** Write for prices on large quantities.

6105 CRIMSON ITALIAN CLOVER (*Trifolium incarnatum*). An annual variety providing large crops of green forage, or if cut while in bloom, will make excellent hay. It should not be allowed to grow too old, or the seed-heads are liable to cause hair-balls to form in the animals' stomachs, to their great injury. It is for use as a green manure and cover crop that this plant is most highly esteemed. It improves poor lands and restores to fertility those worn by excessive culture. Seed should be sown early in August or September, so that the plants will become well established before winter. It is especially valuable for sowing with corn or other crops at time of the last cultivation, as it will produce a good stand in the partial shade, and will afford a close, dense mat of growing foliage to turn under in the spring. Sow at rate of 15 lbs. to the acre. Seed comes from Europe, and owing to conditions is in very short supply. **Lb. 45 cts.**, postpaid. By express, 10 lbs. or more, at **30 cts. per lb.** Write for prices on large quantities.



CRIMSON CLOVER

At pound prices, where so stated, we send clover seed postpaid. In larger quantities the prices are for seed to be sent by parcel post, express, or freight (sacks included) at purchaser's expense.

Prices on all Grass Seed fluctuate with the markets. Prices quoted are ruling prices at the time of going to press, but are subject to change without notice. Write for prices on large quantities.

Clover—Continued

6107 MAMMOTH OR PEA VINE CLOVER. Mammoth Clover is sometimes sold under the name of Sapling or Perennial Clover, but does not differ botanically from the ordinary Red Clover, except in growth. Mammoth Clover is a little later in maturing as compared with Red Clover, requiring a season from two to three weeks longer, and is best used in connection with timothy where sown for hay, as they are both ready to cut at the same time. It is also able to care for itself, as it does not shade out as is often the case with Red Clover. Mammoth Clover makes a very desirable crop to turn under.
Lb. 60 cts. By express, 10 lbs or more, at **45 cts. per lb.**

6109 RED CLOVER. Red Clover is perhaps the best known and most generally used of all Clovers. It will grow where other varieties do not take hold, and as a soil improver it is very valuable. Red Clover usually lives two years, and for that reason is especially suited to rotation work. The stem growth of Red Clover is not so very heavy as in some of the other varieties, but it makes up about three-fifths of the weight of the plant, and if cut at the right stage, the stems themselves make a very valuable hay. Red Clover should be cut just as soon as the flowers have attained full bloom or are showing some indication of dying. **Lb. 55 cts.**
 By express, 10 lbs. or more, at **42 cts. per lb.**

6112 SWEET CLOVER (*Melilotus alba*). Sweet Clover slightly resembles *Alfalfa* in growth, but is much taller, with leafier and stiffer stems. It frequently grows five to six feet

in height and branches freely,

with slender spikes of small, fragrant white flowers, which afford an excellent food for bees.

Sweet Clover is not extensively used as hay, but it has considerable food value, and where stock has acquired a taste for it, it is a very satisfactory feed. When turned under as a soiling crop, Sweet Clover produces splendid results.

The use of Sweet Clover is becoming greater each year, as it will grow on clay soil and on sandy stretches alike and is not particular as to location. It is an excellent Clover to sow on land too dry for either Red Clover or Alfalfa.


Farmers who have failed to get a stand of Alfalfa have sown areas to Sweet Clover, turned it under and thereafter grew splendid crops of Alfalfa.

Sweet Clover is also an excellent fall forage for hogs. **Lb. 55 cts.,** postpaid. By express, 10 lbs. or more, at **38 cts. per lb.**

6113 WHITE DUTCH CLOVER (*Trifolium repens*). This thrives in almost every soil and climate, succeeding equally well on heavy, moist land and thin, dry hillsides.

This clover is of low-creeping growth and most valuable both in pasture mixtures and for green, velvety lawns. *Crop very short.*

Lb. 75 cts., postpaid. By express, 10 lbs. or more, at **60 cts. per lb.**

MELILOTUS OR
SWEET CLOVERRED
CLOVER

Burpee Quality Grass Seeds

Nothing is more important in modern farming than the intelligent cultivation of the many desirable grasses that are used for both hay and pasturage.

Grass embraces approximately one-sixth of the plant life and grows in all sections of the world. It is the basis of agriculture in its highest degree. With the proper sowings of grasses, and with cattle to make use of them, the farm becomes more than ever a self-supporting institution. Grass of some kind or other is adaptable to most every soil and condition. The European nations who have developed agriculture to its present high state of perfection, have long recognized the value of grasses, and their cultivation has been conducted most intensely, with the result that Holland, Denmark, certain sections of Germany, Hungary, and Russia have become famous as producing centers of many valuable grass seeds. The growing of grasses has greatly increased in the United States, for the reason that their value has become more widely known and appreciated. Government regulation has done a great deal to improve the quality. Nevertheless, where grass seed is sown, only the best should be considered, as you thereby avoid weed seed and other pests that tend to lower the quality of the hay. Grass seeds should be plump, heavy, and well ripened. First-class, thoroughly re-cleaned seed, while considerably more costly in the place, is really much cheaper in the end than the light, chaffy

grades generally sold at much lower prices, even should the latter be free from weed seeds.

Heavy, plump seed, germinating better, will produce a much greater number of strong plants.

6114 BERMUDA GRASS (Cynodon Dactylon). Bermuda Grass is extensively used in the

South for both lawns and pasture. It makes a most desirable lawn for hot, dry locations, and is one of the few grasses that is adapted to the sandy soils of the Gulf States. It is not particular as to soil and does well on most any soil. It does not, however, do well in shaded places. Neither will it winter in the North. Sow at the rate of 5 to 7 pounds per acre. **Lb. 75 cts.**, postpaid. By express: **Lb. 65 cts.**; 10 lbs. or more at **60 cts.** per lb.

6117 CRESTED DOGSTAIL (Cynurus cristatus). A valuable addition for lawn grasses which require close cutting and an ability to resist tramping, as in golf links, etc. Sown at the rate of 50 pounds to the acre. **Lb. 50 cts.**, postpaid. By express: **Lb. 40 cts.**; 10 lbs. or more at **35 cts.** per lb.


6121 HARD FESCUE (Festuca duriuscula). An excellent pasturage or lawn grass, succeeding well in dry, hot locations. Of dwarf habit and one of the earliest grasses, in fact, ready to graze very early in the spring; particularly relished by sheep. Sow 50 pounds to the acre. **Lb. 50 cts.**, postpaid. By express: **Lb. 40 cts.**; 10 lbs. or more at **35 cts.** per lb.

6123 HUNGARIAN BROME or AWNLESS BROME (Bromus inermis). It makes quick, strong growth, providing splendid pasturage or hay. Awnless Brome is extensively used in the Southern States for winter pasture; it stands the extremes of cold and drouth as found there. Sow at the rate of 35 to 40 lbs. to the acre. **Lb. 40 cts.**, postpaid. By express: **Lb. 30 cts.**; 10 lbs. at **25 cts.** per lb.


6127 KENTUCKY BLUE GRASS. As is well known, this is the grass for which the State of Kentucky is famous, and frequently in some sections of the country it is used in making lawns, although it is preëminently a pasture grass. When Kentucky Blue Grass is used for lawn purposes, the seed is generally sown at the rate of two and one-half to three and one-half bushels to the acre. Kentucky Blue Grass thrives best in well-drained or limestone soils. Sow 35 pounds to the acre. **Lb. 45 cts.**, postpaid. By express: **Lb. 35 cts.**; 10 lbs. or more at **30 cts.** per lb.

At pound prices, where so stated, we send grass seed postpaid. In larger quantities the prices are for seed to be sent by parcel post, express, or freight (sacks included), at purchaser's expense. Where large quantities are desired or SPECIAL MIXTURES wanted for different soils, we should be pleased to advise as to the proper varieties and quote prices on such special mixtures.

Prices on all Grass Seed fluctuate with the markets. Prices quoted are ruling prices at the time of going to press, but are subject to change without notice. Write for prices on large quantities.



RED TOP



KENTUCKY BLUE GRASS

Grass Seeds

6129 MEADOW FESCUE (*Festuca pratensis*). A fine pasture grass. Extremely hardy and adapted to many soils that will grow no other grass. Meadow Fescue is valuable for hay, as it is a very nutritious grass that is relished by all animals. It has been known to yield in excess of three tons of excellent hay to the acre. Sow 45 lbs. to the acre. Lb. 45 cts., postpaid. By express: Lb. 35 cts.; 10 lbs. at 30 cts. per lb.

ORCHARD
GRASS

6131 ORCHARD GRASS (*Dactylis glomerata*). This is one of the most desirable pasture grasses for stock and also for producing large crops of hay. It succeeds well in quite shady places, hence the name of *Orchard Grass*. Choicest re-cleaned seed, 14 lbs. to the legal bushel—but our seed is heavier; sow 50 to 55 lbs. to the acre. Lb. 45 cts., postpaid. By express: Lb. 35 cts.; 10 lbs. at 30 cts. per lb.

6133 RED TOP GRASS (*Agrostis vulgaris*). It is a most valuable addition to sow with timothy and clover to form a close sward for pasturing. Red Top is particularly valuable for low or wet land, as it grows in soils that would be too damp for other varieties. It will also withstand drouth. A very desirable hay grass. Sow 35 lbs. to the acre; for lawns, 100 lbs. to the acre.

Lb. 40 cts., postpaid. By express: Lb. 30 cts.; 10 lbs. or more at 25 cts. per lb.

6135 ENGLISH RYE GRASS (*Lolium perenne*). This makes

a quick growth very early in spring, and is adapted for cool, moist locations; recommended for fall seeding on Bermuda-grass lawns in the South, giving them a bright green appearance all winter. It is also a very valuable grass for pastures, producing a

luxuriant foliage, and stands grazing very well. It is also excellent for hay if cut when in blossom. Sow 75 lbs. to the acre. Lb. 35 cts., postpaid. By express: Lb. 25 cts.; 10 lbs. or more at 20 cts. per lb.

6136 ITALIAN RYE (*Lolium Italicum*). This is distinct from English or Perennial Rye, being of much larger and stronger growth, with large, broad, glossy-green blades, being an annual variety, it lasts only one year. It succeeds best in moist, fertile soils, but will stand considerable drouth. It is especially valuable in the South for fall sowing. Sixty pounds is the quantity to sow to the acre. Lb. 35 cts., postpaid. By express: Lb. 25 cts.; 10 lbs. or more at 20 cts. per lb.

6137 SHEEP'S FESCUE (*Festuca ovina*). Slender blades growing in close, compact clumps and from six to ten inches in height. A very valuable pasture grass of high nutritive value. Sow 45 lbs. to the acre. Lb. 50 cts., postpaid. By express: Lb. 40 cts.; 10 lbs. or more at 35 cts. per lb.

6139 TIMOTHY (*Phleum pratense*). Of the easiest cultivation, and with us is usually sown in connection with winter grain in the fall, to which a seeding of clover is added early in the spring. Used very extensively in the south for fall sowing. Timothy is especially well suited for moist clay soils. It is easily established and inexpensive to start; stable manure or a fertilizer containing a large amount of nitrogen is a paying investment on timothy fields. Timothy and medium Red Clover make an ideal combination, as the clover helps to supply timothy with nitrogen. Timothy should be cut while in bloom or very soon after, then its food value is highest and shrinkage least. Sow from 25 to 45 lbs. to the acre. Lb. 30 cts., postpaid. By express: Lb. 22 cts.; 10 lbs. or more at 18 cts. per lb.

TIMOTHY

Dwarf Essex Rape

Dwarf Essex Rape has grown to be one of the most popular of the widely planted Forage Crops. Certain livestock breeders consider it the most valuable forage crop that has ever been introduced into the United States.

Dwarf Essex Rape, for years, has been appreciated as a pasture for sheep, and until within the last few years has been grown almost mainly for that purpose.

The return per acre is very large and the United States Government Experiment Stations have shown it to produce from ten to twenty tons of green forage per acre.


The largest Berkshire Farm in the world uses Dwarf Essex Rape almost exclusively as a summer pasturage for hogs, divided pens being used and one-half sown to Rape. This is allowed to grow from ten to twelve inches in height, and then the hogs are turned into the area and kept there until it is cleaned up. By having two pens or areas devoted to hogs, and by reason of the quick growth of rape, continuous pasturage can be obtained by alternating.

The quantity to sow per acre depends entirely upon the method of sowing. Some of the Experiment Stations recommend that a quantity of three to four pounds be sown between the rows of corn at the time of the last cultivation. By this method hogs may be turned into corn and allowed to work down both together.

Two months is sufficient time from seed sowing to allow for its mature development. If sown broadcast, eight to ten pounds are required per acre; in drills from one to five pounds, depending upon the width of the rows; five pounds would be required when rows are fifteen inches apart.

In Northern States seed may be sown any time until the first of September; in Southern States, September and October is the best time if wanted for winter pasture.

We offer only the true Dwarf Essex. Lb. 40 cts., postpaid. By express, 10 lbs. or more, at 20 cts. per lb.



DWARF ESSEX RAPE

This is also known as Hairy, Sand, or Winter Vetch. It makes no difference what your practice is as to whether you plow in the fall or leave the land lay fallow or sow some cover crop, there is no plant that we know of that is more beneficial to such land than Hairy Vetch. Being a legume, it has the power to extract free nitrogen from the air, fixing it in the soil in the form of root nodules. Where fall plowing is practised, Vetch should be sown to prevent leaching or washing and also to add to the fertility of the soil. For turning under in the spring it has no superior, as it makes very heavy vine growth and for this reason is a splendid humus material. Vetch is becoming very popular each year, and is vastly more desirable for the North than Crimson Clover, as it may be sown later and will make a much larger crop of foliage. It is perfectly hardy in those sections of the country where very severe winters are experienced. When cut for hay and grown in good land, there have been records made where Vetch yielded from twelve to fifteen tons per acre. In the West and North-west it should be sown during August and September. That is also true of the New England States. For the vicinity of Philadelphia and South it may be sown even as late as middle October, making good growth and covering the ground before frost. Seed should be sown broadcast at the rate of one bushel per acre. If one-half bushel of Rye is sown with the Vetch, the straw will furnish a support for the vines to run on, making them easier to mow or to turn under.

Lb. 45 cts., postpaid. By express, 10 lbs. or more, at 25 cts. per lb.

At pound prices, where so stated, we send Rape and Vetch seed postpaid. In larger quantities the prices are for seed to be sent by parcel post, express, or freight (sacks included), at purchaser's expense.


Prices on all Grass Seed fluctuate with the markets. Prices quoted are ruling prices at the time of going to press, but are subject to change without notice. Write for prices on large quantities.

6080 Vetch (Vicia Villosa)



HAIRY OR WINTER VETCH

THE FARM HOUSE ON FORDHOOK
*showing one of the Lawns, which, with others at
 FORDHOOK FARMS, were produced from the same
 blend Lawn Grass, FORDHOOK FINEST, as offered
 below*



Burpee's "Fordhook Finest" Lawn Grass

We pride ourselves on FORDHOOK FINEST grass mixture, which, from yearly comparative trials at FORDHOOK FARMS, we know is unsurpassed for first-class and permanent results. We use only the very finest varieties of the most suitable grasses for lawn making. The marked superiority of FORDHOOK FINEST LAWN GRASS was attested by the **Grand Prize** at ST. LOUIS WORLD'S FAIR awarded to us for Lawns. We were awarded also the **only Gold Medal** for Lawns at THE LEWIS & CLARK EXPOSITION, Portland, Oregon. These were the highest awards and obtained by no other American seedsmen. The seed from which these lawns were produced was exactly the same quality as we supply regularly to all customers. Thousands of the finest lawns in America are grown from Fordhook Finest Mixture, and we have many letters of appreciation from pleased customers.

FORDHOOK FINEST contains a well-balanced blend of various American and Foreign fine-bladed and deeply rooting varieties, which have been proved by us to produce the best results under the varied conditions as to soils and climate met with in America. This special mixture will give a green, smooth, velvety sod with a thick bottom and free from such varieties of common grasses as produce clumps. It is free of all chaff. FORDHOOK FINEST in **Pound Packages**, with full directions, at **50 cts. per lb.**; **5 lbs. \$2.25**, postpaid. Prices for seed to be shipped by express or freight at purchaser's expense: **5 lbs. at 30 cts. per lb.**; **10 lbs. or more at 28 cts. per lb.**; **100 lbs. at 25 cts. per lb.** (25 lbs. or more supplied at this price). One pound of seed is sufficient to sow a plot 20 x 20 (or 400) square feet. Eighty lbs. per acre is sufficient for careful seeding, but it is much better to use 100 lbs. per acre where it is desired to have a good close turf from the start.

Special Mixtures of Grass Seeds for All Purposes—See Page 55

The Making of Summer Lawns

During late August, September, and early October conditions are usually very favorable to the sowing of Lawn Grass Seed. During these months rains and heavy dews insure germination, and this results in a good stand. Some growth is also obtained before freezing weather sets in, and by late summer and fall sowing many very excellent lawns have been secured. Do not make the mistake of attempting to make a lawn during the hot summer months, unless you keep it thoroughly watered, otherwise the result will be disappointing.

The time of seeding, as noted above, is for the vicinity of Philadelphia and north. Further south sowings may be made during October and even up until the end of November. In the South, where Bermuda Grass is used almost exclusively for summer lawns, we advise making fall sowings on the Bermuda sod of Italian or English Rye Grass Seed. These grasses germinate quickly and give a fresh green lawn throughout the winter, but with the approach of summer they die off. The Bermuda Grass then starts in to make growth.

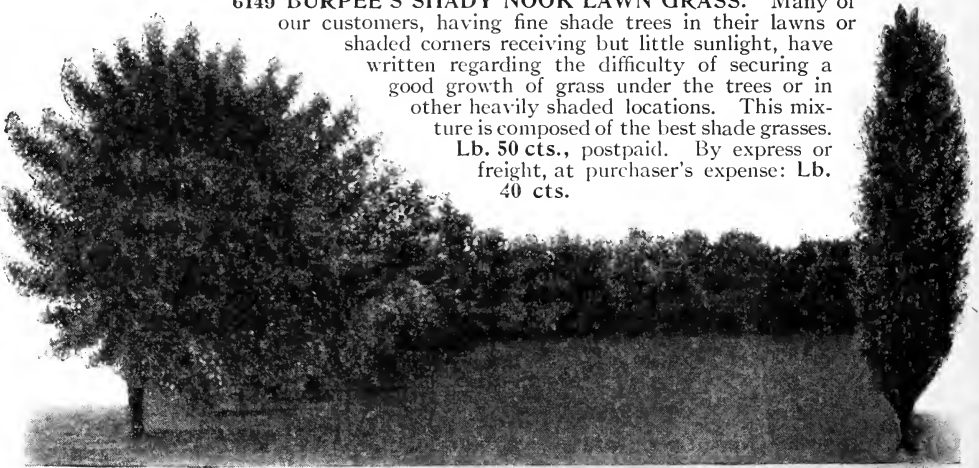
6114 BERMUDA GRASS (Cynodon Dactylon). Bermuda Grass is extensively used in the South for both lawns and pasture. It makes a most desirable lawn for hot dry locations, and is one of the few grasses that is adapted to the sandy soils of the Gulf States. It is not particular as to soil and does well on most any soil. It does not, however, do well in shaded places. Neither will it winter in the North. Sow at the rate of 5 to 7 pounds per acre. **Lb. 75 cts.**, postpaid. By express or freight, at purchaser's expense: **Lb. 65 cts.**

6144 BURPEE'S SPECIAL TERRACE SOD GRASS MIXTURE. The terrace is oft-times a source of a great deal of worry and trouble. This is largely due to the fact that the right grasses are not used in the making of the terrace sod. We have prepared a Special Mixture containing only those grasses that are best adapted to embankments and terraces. These grasses are all deep rooted or have strong spreading roots that hold the soil firmly and prevent washing during heavy rains. Burpee's Special Terrace Mixture will produce a rich, green, velvety sod, and will retain its emerald-green appearance. **Lb. 50 cts.**, postpaid. By express or freight, at purchaser's expense: **Lb. 40 cts.**

6146 BURPEE'S SUNNY SOUTH LAWN GRASS MIXTURE. In the South and in other dry locations, the use of ordinary lawn grass seed does not always produce satisfactory lawns. We have prepared a Special Mixture that is in every way suited for these hot dry locations, and with care and attention and regular watering Sunny South Mixture will produce most satisfactory lawns even in Florida and the Gulf States. **Lb. 50 cts.**, postpaid. By express or freight, at purchaser's expense: **Lb. 40 cts.**

6147 BURPEE'S GOLF LINK MIXTURE. This mixture is made up of fine-bladed grasses which will withstand frequent close cutting and tramping. It is free from weed seed. While the directions in our leaflet on the care of the lawn will apply to the golf lawn, we shall be glad at any time to answer special inquiries, and our grass seed expert will advise concerning the quantity of seed needed and the best preparation and subsequent management of the lawns and "putting greens." **Lb. 50 cts.**, postpaid. By express or freight, at expense of purchaser: **Lb. 40 cts.**

6149 BURPEE'S SHADY NOOK LAWN GRASS. Many of our customers, having fine shade trees in their lawns or shaded corners receiving but little sunlight, have written regarding the difficulty of securing a good growth of grass under the trees or in other heavily shaded locations. This mixture is composed of the best shade grasses. **Lb. 50 cts.**, postpaid. By express or freight, at purchaser's expense: **Lb. 40 cts.**



Garden Calendar for Sowing of Flower Seed

As with vegetables on pages 34 and 35, we give below a complete sowing calendar for flower seeds. The summer and early fall months are in some instances the best seasons for sowing flower seeds, particularly of the Hardy Annuals and Perennials.

Hardy Annuals sown in the fall get the earliest possible start in the spring, and as many of them by nature require an early start, it is often advantageous to sow them during the fall months, as it often happens that the season in which these seeds should be sown in early spring is either too wet or it is impossible for one to work their flower-beds, so for these annuals they can be sown as noted below.

JUNE

Sow Sweet Alyssum and Calendula any time this month for blooming from late summer until frost. Pansies sown this month are ready for transplanting during August. Sow the following perennials: Alyssum Saxatile, Anchusa, Aquilegia, Arabis, Bocconia, Campanula, Perennial Centaurea, Cheiranthus, Shasta Daisy, Delphinium, Dianthus, Digitalis, Echinops, Erigeron, Forget-me-not, Geum, Gypsophila, Hibiscus, Hollyhock, Lathyrus, Linum, Physalis, Primula, Pyrethrum, Sweet Rocket, Saponaria, Stokesia, Sweet William, Valerian, and Veronica. All these can be started in the cold-frame, boxes, seed-bed, or where they are to remain for blooming. Papaver Urdicaule must be sown where the plants will bloom because they do not transplant well.

JULY 1

The first two weeks of July are still suited to make a sowing of Sweet Alyssum and Calendula. All the perennials mentioned for June sowing can also be sown. Carnation sown now will give late winter flowers if brought to the house before frost, or if left outside and protected will give fine blooms in the coming year.

JULY 15

Sow Pansies before the end of the month. If not yet sown, make sowings of Alyssum Saxatile, Anchusa, Aquilegia, Bocconia, Campanula, Calycanthema, Shasta Daisy, Gypsophila, Hibiscus, Lathyrus, Physalis, Polyanthus, and Primulas. This is the last date to sow the following to have them flower profusely next year. Arabis, Delphinium, Dianthus, Digitalis, Echinops, Erigeron, Forget-me-not, Hollyhock, Linum, Pyrethrum, Sweet Rocket, Saponaria, Stokesia, Sweet William, Valerian, and Veronica.

AUGUST 1

The first two weeks in August must be utilized for sowing Arabis, Campanula, Cheiranthus, Delphinium, Dianthus, Digitalis, Echinops, Erigeron, Forget-me-not, Geum, Hollyhock, Linum, Pyrethrum, Sweet Rocket, Saponaria, Stokesia, Sweet William, Valerian, and Veronica, if flowers are wanted next year. This is also the last date for stocks. Sow seed of Incarvillea in pots or boxes, and transplant into the open in the spring.

AUGUST 15

This is the time for setting out Peony roots. The earlier sowings of perennials which are large enough for transplanting are set into their permanent place in the border.

SEPTEMBER 1

Continue to set out Peony roots and also Iris, which thrive well near a pond or where the ground is fairly moist. Freesias, Lilies, Hyacinth, Tulip, and Narcissus bulbs are potted up for winter blooming in the house.

SEPTEMBER 15

Continue to pot Freesias, Narcissus, Hyacinth, and Tulips to have a continuous bloom of these. Also sow Sweet Alyssum, Candytuft, Calendula, Mignonette, and Linaria in pots or boxes for winter flowering in a light window or conservatory. Prepare your beds for bulbs and set out Narcissus, Tulips, and Hyacinths. Place a few Lilies in the perennial bed.

OCTOBER

This month brings the main planting of perennial roots. Set out perennial Asters, Perennial Phlox, and all other roots which can be bought at this time. Seeds of perennials are sown during the month. Some of them will make quite good flowers next year, others will bloom little and some will just make an abundance of foliage, but bringing the better flowers in the second year. Seeds of hardy annuals are sown any time this month, and they will give earlier and better blooms than those planted in the spring. Take up the stockiest plants of Forget-me-not, Asters, Calendula, Stocks, and Wallflower, pot them up with plenty of soil adhering to the roots. These will make fine conservatory plants. Plant Tulips, Narcissus, and Hyacinth bulbs in the garden and also some of them in pots or boxes for indoor blooming.

Flowers and Bulbs for Annuals

On the following pages we are listing the varieties of Annual Flower Seed, which may be advantageously sown in the summer and early fall months.

There are quite a few flowers that do best when the seed is in the ground early, such as Alyssum, Calendula, Candytuft, Mignonette, Pansies, Poppies, etc.

In the press of spring work it is often inconvenient to get the ground worked up in time to sow these for the earliest flowers. In planning the garden for the spring it would be well to consider the sowing of the annuals mentioned above. The gardener who plans a spring garden and then sows the seed of such annuals as can be sown in the fall, of course secures the best results.

Sow Your Sweet Peas in the Fall

There is no question as to the superiority of plants started in the fall over those from seed sown in spring. The plants come into flower several weeks earlier, and, due to the stronger and deeper root growth, continue blooming long after the spring plants are withered and gone.

For best results, seed must be sown at certain periods, and in the South and all warm sections only the early- or winter-flowering varieties should be used.


In our southern States and in all frostless locations sow toward the end of September or early October, using the new early-flowering varieties exclusively. They will begin to bloom in December and continue well into May or June.

In our northern States sow during October and use a protection of wood and glass. Boards six inches wide are placed on edge lengthways nine inches apart along both sides of the row of Sweet Peas, small braces of wood holding the boards together, and the ends are made tight with pieces of board to fit the openings.

Glass is laid along the top of the frame (see illustration) and fastened with string or broad-headed nails to hold. When using this frame, sow the seed six to eight weeks before freezing weather is expected. In this

section the proper date is the middle of October. The glass should not be put in position until severe freezing weather sets in, except during periods of heavy rains. The glass should be removed during the first mild days of early spring.

Another method of fall sowing in this section is to sow about the middle of November, and as soon as the ground freezes hard give the rows a heavy mulch of rough litter. Sowing at this date, the seed just germinates in the soil but does not make sufficient growth to come above ground—the seedling plants, however, being ready to take advantage of the first change to mild weather in the early spring.



Illustrating the method of protecting fall-sown Sweet Peas which is described above.

A comparison of fall-sown and spring-sown seed of same variety.

Summer and Fall Planting

Perennials

The Perennial Garden is the beauty spot of every well-planned home. The permanent bed and border furnish such a range and riot of color as can be obtained by no other class of plants.

Beginning with the first indications of spring, the properly planted perennial bed furnishes a wealth of blossom until late fall. The graceful spikes of Foxglove and Delphinium, Hollyhocks and Campanulas, together with the wonderful blossoms of Columbines, Hardy Phlox, Platycodon, Pyrethrum, Rudbeckia, the old-fashioned Sweet William, Lychnis, and the brilliant Gaillardias furnish a garden that is unequaled.

The seeds of practically all Perennials are best sown during the summer and the early fall months, but if you do not have time for the seeds of these splendid plants, the following pages list a number of roots of the more easily cultivated varieties, and the cost of these roots is so low that every home can afford a Perennial Garden.



American Grown Bulbs

Holland has been long famous as the home of the so-called Dutch Bulbs, Tulips, Hyacinths, Narcissus, etc. The war has shut off the supply of these from Holland, but with bulbs, as in every other line of endeavor, America has found herself, and now grows them in California "to beat the Dutch."

One of the best known American horticulturists established in California, in a section particularly adapted to the cultivation of these most beautiful of early spring flowers, an area that has developed into one of the greatest industries in the horticultural world. Humboldt County, California, bids fair to divert more than \$1,000,000 a year from the sandy shores of the Zuyder Zee.

Some of the best known authorities have declared that never did Holland produce such a splendid crop as has been grown in California. Horticulturists well versed in the science of bulb growing have been brought to this country to develop this industry.

The House of Burpee was one of the first to recognize the desirability of American-Grown Bulbs, and we are happy to be instrumental in furnishing to many customers bulbs of Tulips, Hyacinths, and Narcissus that their customary spring bulb beds may not be bare because of the war.



Trial-grounds of HYACINTHS on the ranch in California where our "American-grown Bulbs" are produced in quality that "Beats the Dutch."

Burpee's Famous Flower Seed



A view on BURPEE'S FLORADALE RANCH, the California Home of Flowers

FLORADALE is the expressive name rightly chosen for our big flower farms in the Lompoc Valley of sunny California. Here are grown thousands upon thousands of wonderful flowers, of every hue and of every kind. If you could but stand amid these acres of flowers and view the wonderful array of blooms stretching away on every side, flowers of every color and of every description; if you could but look with your own eyes upon these thousands upon thousands of graceful, nodding heads, these solid blocks of brilliant color, like a vast and multi-colored checker-board, it would form in your mind a picture of never-to-be-forgotten delight. This we invite you to do. In the East, at FORDHOOK FARMS, Doylestown, Pa., we also have immense trial-grounds for flowers. Those who live East are cordially invited to visit FORDHOOK FARMS. Those who live West or happen in the vicinity of the Lompoc Valley are cordially invited to visit FLORADALE. If you will visit either of these famous trial-grounds during blooming season we can, without exaggeration, promise you one of the most delightful experiences of your life—a wonderful panorama of beauty, of which you will love to tell your friends for years to come.

Our experts are always pleased to discuss with visitors the lore of flowers and will explain fully to you the interesting process of variety improvement. Here you will see at work every scientific device for the improvement, testing, and growth of flowers of every kind. Here you will see in operation methods of flower improvement which require years to complete and the utmost of care and accuracy to carry out. In short you will learn how much time and effort and care and money we spend to be sure that "BURPEE'S SEEDS GROW"—the best.

You will learn why Burpee's flower seeds are preferred.




A partial view of the trials of annual flowers at FORDHOOK FARMS—the largest trial grounds in America. The same care in making notes on flowers as in notes on vegetables insures the finest strains that can be grown.

Burpee's Famous Flower Seed

The House of Burpee has been long recognized as American headquarters for Sweet Peas, but this distinction is no more applicable to Sweet Peas than to other flower seed. We have made a special study and business of growing Flower Seeds, and the stocks here offered are the best possible to produce.

Seeds of Hardy Annuals

For a succession of bright flowers, several sowings of annuals should be made during the season, and the following hardy annuals may all be sown until the end of July. They will then flower from September until frost. Many varieties may be sown during October to flower early the following spring. By sowing in early October, flowers will come to bloom several weeks ahead of those from the earliest spring sowings. Ask for our "Vest-Pocket Guide" on Flowers.



BORDER OF SWEET ALYSSUM

Sweet Alyssum

A free-flowering annual of quick growth. Excellent for borders, as it is of close, compact habit and even in height. It is also desirable for hanging-baskets or vases, trailing over the sides, producing a profusion of fragrant bloom. Seed should be sown thinly in shallow drills where plants are to stand; sowings for succession may be made at any time during the summer.

1520 SWEET ALYSSUM. White. Pkt. 5 cts.; oz. 30 cts.

1521 BENTHAMI COMPACTUM. More dwarf and compact, also known as *Tom Thumb*. Pkt. 5 cts.; $\frac{1}{2}$ oz. 30 cts.; oz. 50 cts.

1524 LITTLE GEM. The plants are very dwarf and spreading, growing only three to four inches high, and each plant completely covers a circular space twelve to twenty inches in diameter. They soon become one mass of white and remain in full bloom from spring to fall, each plant is densely studded with the beautiful spikes of deliciously fragrant flowers.

Pkt. 10 cts.; $\frac{1}{4}$ oz. 25 cts.; oz. 75 cts.

Calendula or Scotch Marigold

Of late years the Calendula has become very popular, both as a summer occupant of our flower borders, and for winter and spring flowering under glass. In cool locations the plants bloom from early summer till frost and are very showy and effective, either in masses or as pot plants in the mixed border. The plants average one foot in height, branching freely and flowering continuously. The seed we offer has been carefully saved from the finest double-flowered plants.

1800 CALENDULA LEMON QUEEN. The best of this shade, and an excellent companion to Orange King, with which it is similar in every way but color, the color being a pleasing shade of lemon yellow. Pkt. 5 cts.

1802 CALENDULA ORANGE KING. This is a decided advance in the orange section. The flowers are of great size, thoroughly double, and of a rich, glistening orange shade throughout. All lovers of this fine old-fashioned hardy annual will be delighted with this novelty. Pkt. 5 cts.

CALENDULA
LEMON
KING

Candytuft



CANDY-
TUFT

1816 **GIANT HYACINTH-FLOWERED.** Most desirable for cut-flower purposes, producing a very large, elongated head of quite large, pure white florets. The immense broad heads frequently measure six inches in length.

Pkt. 10 cts.; $\frac{1}{4}$ oz. 25 cts.; oz. 75 cts.

1818 **GIANT EMPRESS.** Long heads of pure white. Pkt. 5 cts.; $\frac{1}{2}$ oz. 20 cts.; oz. 35 cts.

1820 **TOM THUMB.** White; very dwarf. Pkt. 5 cts.

1822 **WHITE.** Pkt. 5 cts.; oz. 20 cts.

1824 **ROCKET.** Spikes of white. Pkt. 5 cts.; oz. 20 cts.

1826 **DARK CRIMSON.** Pkt. 5 cts.; oz. 25 cts.

1828 **NEW CARMINE.** Pkt. 5 cts.; oz. 35 cts.

1830 **MIXED.** Above and others. Pkt. 5 cts.; oz. 15 cts.

Large-Flowered Dwarf Hybrids

The plants are more dwarf and compact than in any other strain; have several times as many and larger flowers. We offer the seed in **FIVE SEPARATE COLORS: 1837 White—1834 Crimson—1833 Brick-Rose—1835 Lilac—and 1836 White, Shaded Rose.** Each color: Pkt. 10 cts.

1838 **ALL COLORS MIXED.** Pkt. 10 cts.

1819 **LITTLE PRINCE.** A fine dwarf variety with immense, hyacinth-like flower-heads and large pure white florets. The plants average six to nine inches in height and are admirably adapted for bedding purposes. Pkt. 10 cts.

1827 **ROSE CARDINAL.** Beautiful rich rosy-cardinal flowers. The plants average twelve inches in height, of branching, but compact habit. Not recommended for hot sections. Pkt. 10 cts.

Carnation—Marguerite


These lovely, fragrant Carnations produce fine double flowers. When well started, the young plants should be transplanted to stand twelve inches apart. They are quite hardy, and will live out all winter if given the protection of a mulch. Or they may be cut back by removing the flower-shoots early in the fall and planted in pots for winter blooming in a cool room.

1848 **ALL COLORS MIXED.** The finest strain. Pkt. 10 cts.; $\frac{1}{4}$ oz. 30 cts.; oz. \$1.00. **CARNATION, PERPETUAL, or TREE CARNATION.** 3915 **CHOICEST MIXED.** Extra fine strain. Pkt. 25 cts.

Cyclamens

Popular, free-flowering, bulbous plants for house culture, producing the graceful, orchid-like flowers during the fall, winter, and spring. The young plants develop a compressed bulb, from which spring the round, glossy leaves and the slender flower-stalks which bear the brilliant-hued flowers, airily poised above the foliage. The colors range from white to darkest crimson, with all intermediate shades.

3922 **PERSICUM, SPLENDID MIXED.** Pkt. 10 cts.; 300 seeds \$1.00.



CYCLAMEN

Linaria

2131 **CYMBALARIA (Kenilworth Ivy).** The pretty trailing species for covering rockwork, stumps, and for vases and hanging-baskets. Pkt. 10 cts.

Mignonette

A quick-growing annual, highly esteemed for its delicate fragrance. It grows most rapidly and produces the largest and finest spikes of blossoms during cool, moist weather of early spring and late fall months, but will flower freely throughout the summer from seed sown early in spring. It can be also readily grown as a pot-plant in cool rooms during winter. Young plants do not transplant readily, and seed should be sown in the flower-beds or pots where plants are to bloom. Seed can be sown thinly in shallow drills. When well started, they should be thinned out to stand six inches apart in the row. Successive planting should be made about the first of August to furnish large fine spikes of flowers during the cool fall months. The flowers of some of the newer varieties, described below, are of wonderful perfection.

2213 BISMARCK. The massive heads resemble those of *Goliath*, but the large florets are of a *gray* color. It might be described as a greatly improved *Machet*. Pkt. 10 cts.

2214 GIANT BOUQUET. This is a most distinct and beautiful Mignonette of compact, yet strong growth; the immense trusses are stiffly erect and borne in pyramidal-like form. The dark-green foliage forms a perfect setting to the richly colored florets which are borne so freely throughout the season. If all spent flowers are removed, the plants will bloom until killing frost. Pkt. 10 cts.

2218 "GOLIATH." The plants are of robust growth, in candelabra-like form. The broad, massive spikes are closely set with large, coppery-red florets. The spikes frequently measure five inches in length and fully two inches in diameter, while the florets are also unusually large. Pkt. 10 cts.

2220 MACHET. Thick, dark-green leaves and numerous stout flower-stalks bearing broad, heavy spikes of deliciously scented gray flowers.

Pkt. 5 cts.; $\frac{1}{2}$ oz. 40 cts.; oz. 75 cts.

2222 GOLDEN MACHET. The flower-spikes have a charming golden-yellow tint.



Pkt. 5 cts.; $\frac{1}{2}$ oz. 40 cts.; oz. 75 cts.

2226 PEARL or "WHITE GOLIATH."

This is undoubtedly the best *white Mignonette* and is magnificent. The massive heads of white florets are borne erect upon upright, compact plants. Pkt. 10 cts.

2228 RED GIANT. The plants are of unusually strong, vigorous growth, attaining with the gigantic red spikes a height of two feet at the center. Each plant produces most profusely the stiffly erect red spikes, which, while not so broad and massive as those of *Goliath*, are longer and, perhaps, even better for cutting on account of the long stems. Pkt. 10 cts.

If flowers are cut off carefully, the plants will continue blooming until cut down by frost.

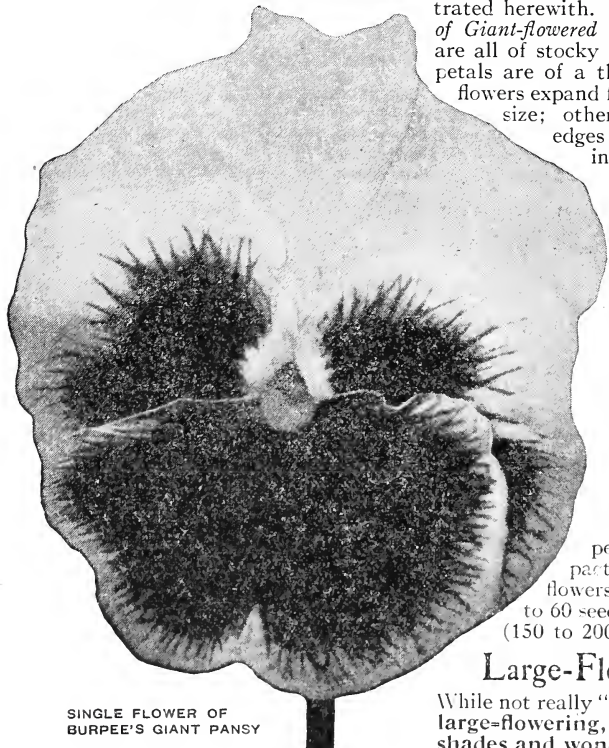


BULBS AND PERENNIAL ROOTS

The war has shut off the supply of Dutch bulbs, such as Hyacinths, Tulips, Narcissus, Crocus, etc., but the House of Burpee, always pioneers in Seed Service, has made arrangements to supply the first commercial crop of Tulips and Narcissus ever grown in America. The bulb-growing industry is being established in California on a very successful basis and we believe the list of Bulbs and Roots offered on pages 84 to 100 inclusive will be appreciated by our customers. Don't let your spring flower-beds be bare. Use Burpee's American-Grown Bulbs.

Burpee's New Giant-Flowered Pansies

2511 BURPEE-BLEND OF GIANT-FLOWERED PANSIES. This "BEST BLEND" contains a number of new giant-flowered Pansies, including the *Burpee's Hercules Giant*, illustrated herewith. It is the very finest complete mixture of Giant-flowered Pansies ever sent out. The plants are all of stocky growth and very free-flowering. The petals are of a thick, heavy substance, and in some flowers expand flat into circular blossoms of immense size; others, also of various colors, have the edges frilled and folded in the most charming style. Pkt. (110 to 125 seeds) 10 cts.; 3 pkts. for 25 cts.



SINGLE FLOWER OF
BURPEE'S GIANT PANSY

2513 BURPEE'S GIANT-FANCY. These largest and most beautiful of all blotched Pansies have been developed after years of close selection by a skilled market grower who raises no other strain than this, which he has improved to such a wonderful degree. The well-formed expanded flowers are uniformly of the largest size and good substance; they are borne upon long, stiff stems well above the heavy deep-green foliage. Of varied ground colors, such as white, cream, yellow, deep orange, mahogany, claret, rose, reddish bronze, lavender, and light blue, each petal is beautifully blotched. The compact rounded plants bear the gigantic flowers profusely and continuously. Pkt. (50 to 60 seeds) 10 cts.; 3 pkts. for 25 cts.; pkt. (150 to 200 seeds), 25 cts.; 5 pkts. for \$1.00.

Large-Flowering Imperial Pansies

While not really "*Giant-flowered*," these are uniformly large-flowering, of finest form, in charming shades and wonderful variety of colors.

They embrace all the solid or self-colors; delicately shaded flowers; five-spotted on backgrounds of every color; large-spotted; edged or bordered flowers of various colors, each with a distinct rim of white, yellow, or blue, also dark and light marbled varieties; flowers with clear distinct eyes, and other vividly colored fancy varieties.


2476 SPLENDID MIXED. This mixture is not grown in mixture at all! It is "blended" in proper proportions of thirty named varieties. In no other strain is it possible to secure an equal quality "blend" of the finest, uniformly large, free-flowering Pansies. Pkt. 10 cts.; 1/8 oz. 45 cts.; 1/4 oz. 80 cts.; oz. \$3.00.

Bedding Varieties of Pansies

These bedding varieties, while not producing flowers of large size, are of stocky growth; the plants are covered with bloom during the entire summer.

Seed germinates best while soil is still cool and moist. We would advise sowing in shallow drills in seed-bed early in spring when the trees are starting out in leaf, and again in September when the weather becomes cool.

2488 ROYAL PRIZE, Mixture of Fancy, Show, and Giant Varieties. Under this name we include choice English, French, and German *Show Pansies*, fancy, striped, and spotted Pansies, and also giant-flowered Pansies of the *Improved Trimardeau*, *Cassier's Giant Odier*, and *Bugnot* types. Pkt. 10 cts.; 1/8 oz. 40 cts.; oz. \$3.00.



IMPERIAL TYPE PANSY

Pkt. 10 cts.;

Poppies

A Specialty of Burpee's Floradale Farms, The California Home of Flowers

Poppy seed is grown to a high state of perfection in California. Poppies are so easily grown that the splendid strains offered below should have a place in every garden. Plants are of quick growth and produce a wealth of gorgeous blossoms. Seed should be sown thinly in drills or broadcast where plants are to stand early in spring. They start best while the soil is still cool and are quite difficult to transplant. As seed is very small, it should be sown thinly and barely covered from view. When well started, plants should be thinned out to stand six to eight inches apart.

2624 FIRE DRAGON (*Papaver lævigatum*). Large single flowers of the most brilliant deep scarlet. Pkt. 5 cts.

2625 BURBANK'S SILVER LINING. Cup-shaped single flowers; rich scarlet, spotted with black, but each spot appears to be covered with a shield of white tissue-paper; altogether unique. Pkt. 5 cts.

2638 THE MIKADO. Of pure white and brilliant crimson-scarlet; large double flowers of quaint, artistic beauty, with petals deeply cut and fringed. Pkt. 5 cts.

2639 BURPEE'S "SHRIMP PINK." Extra-large double flowers with petals finely fringed. A most delicate tint of soft rosy pink, with lighter shading at the ends of the petals. Pkt. 5 cts.

2640 SNOWDRIFT. A grand variety. The large pure white flowers are perfectly round and double. Pkt. 5 cts.

2642 IMPROVED DOUBLE CARNATION, MIXED. Of dazzling richness and variety of colors. Pkt. 5 cts.; oz. 20 cts.

2644 DOUBLE PÆONY-FLOWERED, MIXED. Large double flowers of all colors. Pkt. 5 cts.; oz. 20 cts.



2616 BURBANK POPPIES. This new strain is the result of a triple combination of the *Shirley*, *Tulip*, and *Ruprifragum*. The flowers, while resembling the *Shirley* poppies, embrace new colorings and are larger in size. "This new strain now produces all the shades in any of the three parents, surpassing all of them in size, clear brilliancy, and beauty of colors, vigor of growth, and variety of forms and foliage." Pkt. 10 cts.; oz. 40 cts.

2618 THE SHIRLEY, RE-SELECTED. All who admire the delicate beauty of the *Shirley Poppy* will be delighted with this re-selected strain of the finest colors and most charming markings. Pkt. 10 cts.; oz. 40 cts.

2622 WHITE SHIRLEY. The close compact plants bear graceful flowers of the most delicate texture and purest snowy whiteness. The flowers range from single to semi-double. Pkt. 5 cts.

2634 BURPEE'S FAIRY BLUSH. The globular flowers measure from ten to thirteen inches in circumference; the petals are elegantly fringed and pure white, colored at the tips with rosy cream. Pkt. 5 cts.

2636 FORDHOOK FAIRY POPPIES. Superb seedlings of our famous *Fairy Blush Poppy*. Perfectly double, of large size and magnificent form; pure white, glowing scarlet, light lilac, scarlet with white and black, rose, and deep maroon. Pkt. 5 cts.; oz. 35 cts.



BURPEE'S FAIRY BLUSH POPPY


Burpee's New Early- or Winter-Flowering Spencer Sweet Peas

Realizing the future for, and importance of, this new class for winter flowering under glass, also for outdoor blooming during the winter months, in all frostless localities, we began crossing the summer-flowering Spencers with the

Burpee early or winter-flowering grandifloras in the summer of 1909. From sowings made under glass in August they may be had in bloom for Thanksgiving, and from September sowings for Christmas.

Grown in the open, they begin to flower several weeks ahead of the regular or summer-flowering Spencers, and if no seed-pods are allowed to form, will continue blooming quite as long as that type.

Sown in Florida, California, and other Southern States toward the end of September, they will bloom from Christmas until April or May. Moreover, they are just the type of Sweet Pea for Japan, Australia, New Zealand, and similar climates, where they bloom and flourish during the cool months of winter and early spring, and until the weather becomes too intensely hot. The varieties are listed according to colors. For information as to fall sowing see page 70 or write for our leaflet, HOW TO GROW SWEET PEAS.



FORDHOOK PINK AND WHITE

Bicolor

3387 Fordhook Pink and White This is similar to the old Blanche Ferry, having a bright, rosy-pink standard with creamy white wings, lightly suffused rose. The immense flowers often measure fully two and one-half inches in diameter, while the form is perfect, the beautifully waved blooms being carried on stiff stems of great length, usually in threes and often fours. Pkt. 10 cts.; ½ oz. \$1.00; oz. \$1.75.

3398 Yarrawa The flowers are exquisitely waved; and when well grown, average two and one-half inches in diameter; many of them are duplex or double. They are usually produced in fours on extra-long, strong stems. The color is a bright rose-pink with a clear, creamy base. Pkt. 10 cts.; ½ oz. 60 cts.; oz. \$1.00; ¼ lb. \$3.50; lb. \$12.00, postpaid.

Blue

3380 Burpee's Early Blue-Bird This is a charming shade of blue. Somewhat similar to Wedgwood, but more of a true self, especially as the flower ages. Distinct in color to any blue Sweet Pea we have heretofore seen. Pkt. 25 cts.

Cream

3381 Burpee's Early Canary Bird This is a splendid rich, deep cream or primrose-colored self. The flowers are of great size, beautifully waved, and usually borne three or four on a stem. Pkt. 25 cts.

3391 Burpee's Primrose Beauty A pleasing shade of deep primrose, flushed with rose. The flowers are of great size and beautifully waved in true Spencer form, usually produced in threes and often fours. Pkt. 15 cts.; ½ oz. \$1.25; oz. \$2.00.

Cream Pink

3382 Burpee's Early Daybreak The flowers are much frilled or waved, of largest size. The color is a pleasing shade of rich rose-pink on cream ground, the color becoming deeper toward the edge of standard and wings. The entire flower is lightly suffused with salmon. Pkt. 25 cts.


3396a Burpee's Early Sunburst

One of the most attractive and pleasing novelties. The flowers are very large, often measuring fully two and one-quarter inches across, broad, and well expanded. The color is a rich pink, becoming lighter toward the base of standard and wings. The entire flower is suffused with soft amber and salmon, there being a distinct lemon blotch at the base of the standard. Pkt. 25 cts.

Crimson and Scarlet

3386 Burpee's Early King In color similar to King Edward Spencer, having all the characteristics of that fine variety. A glowing, rich, bright crimson. The flowers are of great size, perfect form, averaging fully two inches in diameter, and are produced freely in threes and fours on strong stems of great length. Pkt. 10 cts.; ½ oz. \$1.00; oz. \$1.75.

3394 Burpee's Rosy Morn Flowers grown under ordinary field culture have measured fully two inches in diameter. The flowers are usually borne in threes or fours on stiff, long stems. Pkt. 10 cts.; ½ oz. 65 cts.; oz. \$1.25.



BURPEE'S EARLY KING

New Early or Winter-Flowering Spencers

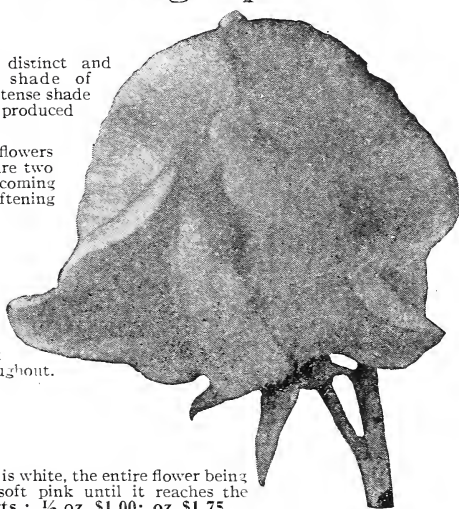
Deep Pink

3383 Burpee's Early Empress A most distinct and glorious shade of bright deep rose-pink. A solid color throughout. The most intense shade of rose-pink we have seen. The immense flowers are freely produced in threes and fours on very long strong stems. Pkt. 25 cts.

3384 Burpee's Early Enchantress The flowers measure two and one-half inches in diameter. It is a bright rose-pink, becoming deeper toward the edges of standard and wings, gradually softening in tone toward the center of the flower. Pkt. 10 cts.; ½ oz. \$1.00; oz. \$1.75.

3390 Burpee's Early Pink Beauty The color is soft rose-pink on white ground, richer toward the edges, gradually softening in color as it reaches the center of standard and wings. Pkt. 15 cts.; ½ oz. \$1.25; oz. \$2.00, postpaid.

3389 Fordhook Pink A distinct shade of pink suffused with lavender throughout. Under artificial light it is particularly pleasing. Pkt. 10 cts.; ½ oz. 65 cts.; oz. \$1.25, postpaid.



BURPEE'S EARLY
PINK BEAUTY
Natural size

Light Pink

3385 Burpee's Early Loveliness The color is white, the entire flower being suffused soft pink until it reaches the edges, which are distinctly picoteed with rose-pink. Pkt. 10 cts.; ½ oz. \$1.00; oz. \$1.75.

3397 Burpee's Early Sweet Briar The flowers are usually borne in threes and fours. Color a lovely shade of pink throughout, but with a soft salmon or amber suffusion in the younger flowers. Pkt. 25 cts.

Lavender and Light Blue

3391a Burpee's Early Princess Color, a lovely shade of soft lavender suffused mauve. A color in great demand. Pkt. 25 cts.

3392 Burpee's Early Lavender King This glorious new variety is a rich, true, deep lavender throughout. Similar in color to the summer-flowering varieties, Burpee's *Orchid* and *R. F. Felton*. The flowers are of large size, beautiful true waved form. Pkt. 25 cts.

3399 Burpee's Early Zephyr This is a delightful shade of pale blue or lavender. It might be briefly described as a silvery blue self. An extremely dainty and charming variety. Pkt. 25 cts.

Mauve

3388 Burpee's Early Mauve Beauty Color, a pleasing shade of rose mauve. Charming under artificial light. The flowers are of immense size, often measuring two and one-half inches in diameter. Pkt. 25 cts.

Picotee-Edged

3384a Burpee's Early Exquisite The ground color is a soft shade of primrose, the edge of the standard and wings being beautifully "picoteed" with deep rose-pink. Pkt. 25 cts.

Rose

3393 Fordhook Rose A charming shade of rosy carmine. The flowers are of largest size and usually borne in threes and fours on long stiff stems. Pkt. 10 cts.; ½ oz. \$1.00; oz. \$1.75, postpaid.

White

3395 Burpee's Early Sankey This truly magnificent white was awarded a special Silver Medal when exhibited at the great INTERNATIONAL SHOW in New York March 20, 1915, also Certificate of Merit at the SPRING SHOW of the PENNSYLVANIA HORTICULTURAL SOCIETY, Philadelphia, March 23, 1915. Black seeded. Pkt. 15 cts.; ½ oz. \$1.25; oz. \$2.00.

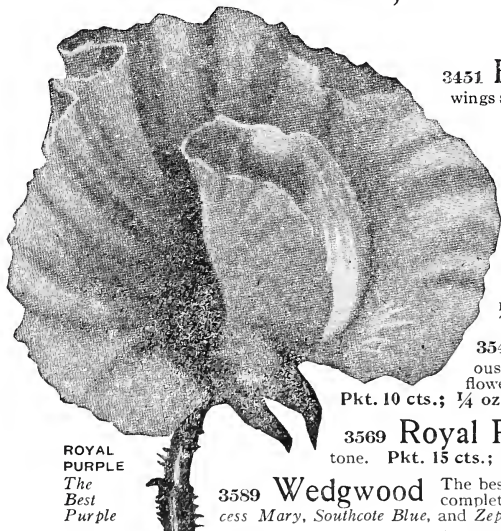
3396 Burpee's Early Snowstorm The flowers are of great size and substance, beautifully waved, and are borne in great profusion.

EARLY
SNOWSTORM

Snowstorm is an appropriate name, as the plants become a perfect mass of snow-white flowers, coming to bloom very early and continuing through a long season. Pkt. 25 cts.

True Spencer Type of Sweet Peas

Grown at Floradale, the California Home of Sweet Peas



ROYAL PURPLE
The Best Purple

Bicolor

3451 Elsie Edwards Color, deep cream, the standard a pleasing shade of rich rose-pink, wings slightly flushed rose. Pkt. 10 cts.; ½ oz. 40 cts.

3518 Mrs. Cuthbertson The standard is a clear rose-pink in color, wings white, slightly flushed light rose. Pkt. 10 cts.; oz. 30 cts.; ¼ lb. 85 cts.; lb. \$3.00, postpaid.

Blue and Purple

3425 Blue Monarch A splendid new dark-blue self somewhat similar to Blue Jacket. The flowers are slightly larger and deeper in color. Pkt. 10 cts.; 3 pkts. for 25 cts.; ½ oz. 40 cts.; oz. 75 cts., postpaid.

3546 Phantom Blue (Burpee's). PHANTOM BLUE is an opalescent blue, marvelously blended with a tinge of delicate purple, giving the entire flower a delightful pastel or "art" shade of blue. Pkt. 10 cts.; ¼ oz. 40 cts.; ½ oz. 75 cts.; oz. \$1.25.

3569 Royal Purple The color is a rich, warm, rosy purple, the younger flowers having a slightly softer color tone. Pkt. 15 cts.; ½ oz. 75 cts.; oz. \$1.25; ¼ lb. \$4.00; lb. \$12.50.

3589 Wedgwood The best blue Spencer is a unique shade of lovely light blue and completely eclipses such varieties as *Flora Norton Spencer*, *Princess Mary*, *Southcote Blue*, and *Zephyr*. Pkt. 10 cts.; oz. 45 cts.

Cerise

3455 Fiery Cross (Burpee's). FIERY CROSS has all the appearance of live fire and is an entirely new shade in Sweet Peas. The standard is a scorching fire-red or rich orange-scarlet, which scintillates and glitters in the bright sunlight with a glowing, fire-like sheen that radiates over the entire flower, including the rich, cherry-orange wings. Pkt. 15 cts.; 2 pkts. for 25 cts.

3485 Illuminator (Burpee's). A rich, glowing cerise-salmon, with an indication of bright orange suffusion which marvelously scintillates and glistens under bright sunlight; under artificial light the flowers appear to be a glowing orange-scarlet. Pkt. 10 cts.; oz. 40 cts.; ¼ lb. \$1.00.

Claret and Maroon

3489 King Manoel A giant-flowered maroon or deep chocolate-colored variety that is sure to give pleasure to all who admire these rich shades. Pkt. 10 cts.; oz. 45 cts.

3505 Marks Tey The standard is rich, rosy-maroon; the wings are bluish-mauve. Pkt. 10 cts.; ½ oz. 30 cts.; oz. 50 cts.

3591 Warrior Color rich reddish maroon, flushed with bronze. The flowers are of great size, perfectly formed and placed. Pkt. 10 cts.

Cream or Primrose

3456 Floradale Fairy (Burpee's). Is undoubtedly the deepest, most richly colored of all the cream varieties. Pkt. 15 cts.; 2 pkts. for 25 cts.

3487 Isobel Malcolm The flowers are wonderfully well frilled and of exquisite quality. Three- and four-bloom sprays are produced in abundance. Pkt. 10 cts.; oz. 35 cts.; ¼ lb. \$1.00; lb. \$3.50.

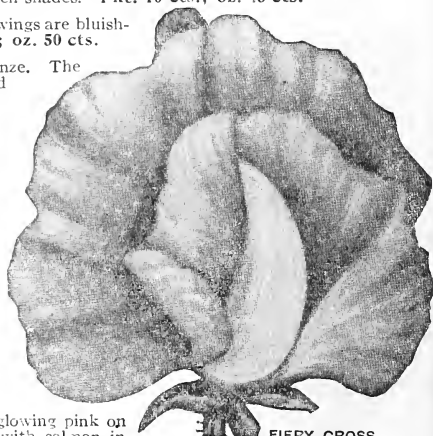
3545 Primrose Spencer (Burpee's). The waved standard measures two inches across; the color is a clear primrose. Pkt. 10 cts.; oz. 30 cts.; ¼ lb. 85 cts.; lb. \$3.00.

Cream Pink

3498 Margaret Atlee The lovely flowers are a rich glowing pink on cream ground, softly suffused with salmon in the standard, while the wings are a pleasing shade of pinkish rose and salmon. Pkt. 10 cts.; oz. 40 cts.; ¼ lb. \$1.25.

3524 Mrs. Hugh Dickson The coloring is a rich pinkish apricot on a cream ground, shading off rather lighter toward the center of the flower. The flowers are nearly always borne in fours. Pkt. 10 cts.; oz. 30 cts.; ¼ lb. 85 cts.; lb. \$3.00, postpaid.

3528 Mrs. Routzahn (Burpee's). Buff or apricot ground, flushed and suffused with delicate pink, deepening toward the edges. The flowers are of the largest size—thoroughly crimped and waved. Pkt. 10 cts.; oz. 30 cts.; ¼ lb. 85 cts.; lb. \$3.00, postpaid.



FIERY CROSS
The most famous Sweet Pea in the world

Burpee's Floradale-Grown Spencers

Crimson and Scarlet

3488 King Edward Spencer Deep rich carmine-scarlet. The wings are also carmine-scarlet, and on the reverse side are of a deep rosy carmine.
Pkt. 10 cts.; oz. 30 cts.; $\frac{1}{4}$ lb. 85 cts.; lb. \$3.00.

3570 Scarlet Emperor The nearest competitor to *Vermilion Brilliant*. The flowers are a shade deeper in tone and possibly a little larger in size.
Pkt. 10 cts.; oz. 50 cts.

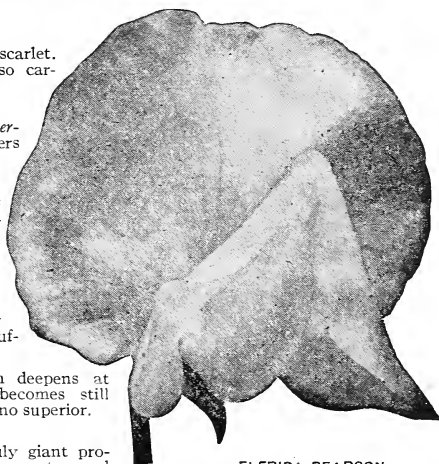
3587 Vermilion Brilliant The wings are of intense pure scarlet, making a uniform self-color throughout.
Pkt. 10 cts.; oz. 45 cts.; $\frac{1}{4}$ lb. \$1.25.

Deep Pink

3406a Annie Bownass Flowers of largest size. Color rich, bright pink, heavily suffused salmon, and amber on white ground. Pkt. 15 cts.

3438 Countess Spencer A soft rose-pink, which deepens at the outer edges and becomes still richer or more heavily suffused in cool weather. Our strain has no superior.
Pkt. 10 cts.; oz. 30 cts.; $\frac{1}{4}$ lb. 85 cts.; lb. \$3.00, postpaid.

3484 Hercules A magnificent soft rose-pink self, of truly giant proportions. The standard frequently measures two and one-half inches in diameter. Pkt. 10 cts.; oz. 35 cts.; $\frac{1}{4}$ lb. \$1.00; lb. \$3.50.



ELFRIDA PEARSON
From a Photograph

Lavender and Mauve

3442a Don Alvar The flowers are of largest size. The color is a delightful soft, silvery blue or lavender.
Pkt. 10 cts.; $\frac{1}{2}$ oz. 40 cts.

3462 Florence Nightingale (Burpee's). The standard is pronouncedly waved, yet standing erect, measuring two inches across. The color is of a charmingly soft, clear, rich lavender, enlivened by a very faint sheen of rose-pink. Pkt. 10 cts.; oz. 35 cts.; $\frac{1}{4}$ lb. \$1.00.

3539 Orchid (Burpee's). The flowers suggest the rich tone found only in the *Cattleya* orchids; they are of extra-large size. Pkt. 10 cts.; $\frac{1}{2}$ oz. 25 cts.; oz. 45 cts.

Light Pink

3404 Agricola Color white, delicately suffused soft silvery lilac. The flowers are of great substance, of good size, and usually borne in fours. Pkt. 10 cts.; oz. 45 cts.

3450 Elfrida Pearson The color is a lovely pink throughout, the buds and flowers being tinted with salmon-pink. Pkt. 10 cts.; oz. 30 cts.; $\frac{1}{4}$ lb. 85 cts.; lb. \$3.00.

Orange

3480 Helen Lewis The orange-rose wings roll and fold; the standard is reflexed, showing the distinctly fluted effect, and is of an intense rich crimson-orange.
Pkt. 10 cts.; oz. 30 cts.; $\frac{1}{4}$ lb. 85 cts.; lb. \$3.00, postpaid.

IRISH BELLE,
OR DREAM

3509 May Unwin An immense flowered rich orange-scarlet self. A vigorous grower, the beautifully waved and bright glowing flowers being usually borne four on a stem.
Pkt. 10 cts.; $\frac{1}{2}$ oz. 40 cts.; oz. 75 cts.

3578 The President The flowers are of largest size, carried on strong, stiff stems, usually in fours. A brilliant orange-scarlet. Pkt. 15 cts.

Pastel Pink and Lilac

3430 Charles Foster There is a suffusion of salmon, amber, mauve, and rose running through and varying in depth of color, being rather darker at the base of the standard and wings.
Pkt. 10 cts.; $\frac{1}{2}$ oz. 50 cts.

3486 Irish Belle, or Dream A lovely rich lilac, flushed with pink. Pkt. 10 cts.; oz. 30 cts.; $\frac{1}{4}$ lb. 85 cts.; lb. \$3.00.

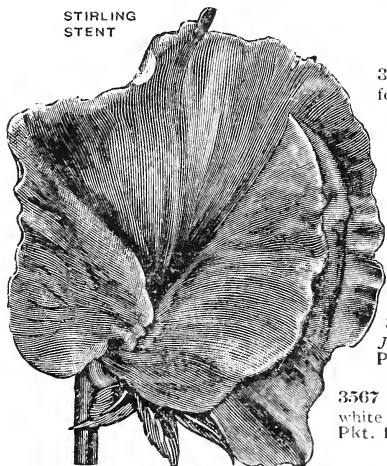
3547 Prince George The standard is rosy lilac with veinings of richer rose, having a distinct darker rose blotch at the base; wings violet-rose.
Pkt. 10 cts.; oz. 40 cts., postpaid.

3588 Rosina A rich rosy heliotrope with darker shadings in the folds of the standard, the wings bluish heliotrope, cream ground. Pkt. 10 cts.; $\frac{1}{2}$ oz. 40 cts.; oz. 75 cts.



Burpee's Floradale-Grown Spencers

STIRLING
STENT



Picotee Edged

3433 **Cherub** (Burpee's). A deep rich cream, charmingly edged with bright rose. The gigantic flowers are borne in fours. Pkt. 15 cts.; $\frac{1}{2}$ oz. 40 cts.; oz. 75 cts.

3440 **Dainty Spencer** (Burpee's). A most beautiful pink-edged variety; the ground color is pure white, with a very distinct margin of rose-pink. Pkt. 10 cts.; oz. 30 cts.; $\frac{1}{4}$ lb. 85 cts.; lb. \$3.00, postpaid.

3530 **Mrs. Townsend** The ground color is white, having a clear, wire-like picotee edge of blue around both standard and wings, the entire flower at times flushed with blue. Pkt. 10 cts.; oz. 30 cts.

Rose and Carmine

3472 **George Herbert** A most magnificent Spencer. It might be described as an improved *John Ingman*. Bright rosy carmine flowers of the largest size. Pkt. 10 cts.; oz. 30 cts.; $\frac{1}{4}$ lb. 85 cts.; lb. \$3.00.

3567 **Rosabelle** This is a most beautiful deep rose self. The attractive rose-crimson color is heightened by a distinct white blotch at the base of the standard and wings. Pkt. 10 cts.; oz. 30 cts.; $\frac{1}{4}$ lb. 85 cts.

Salmon

3416 **Barbara** A superb salmon-colored self that makes a "telling" bunch either for exhibition or table decoration. Pkt. 10 cts.; $\frac{1}{4}$ oz. 25 cts.; oz. 75 cts.

3575 **Stirling Stent** The color is a rich, glowing, deep salmon self, suffused with orange. Pkt. 10 cts.; oz. 35 cts.; $\frac{1}{4}$ lb. \$1.00; lb. \$3.50, postpaid.

3566 **Robert Sydenham** Is a magnificent glowing orange self, quite as brilliant in color as *Stirling Stent*, but without cerise or pink. The large flowers are usually produced four on a stem, well placed and beautifully waved. Pkt. 15 cts.; 2 pkts. for 25 cts.; $\frac{1}{2}$ oz. 40 cts.; oz. 75 cts.

Salmon Pink

3421 **Beryl** Color, a lovely shade of pink, heavily suffused with salmon. It might be briefly described as a bright salmon-pink self. Pkt. 20 cts.

3443 **Doris Usher** Salmon-pink on cream ground. The flowers are of largest size, freely borne four on a stem. Pkt. 10 cts.; oz. 40 cts.

3495 **Lilian** The color is a most pleasing shade of soft salmon-pink with suffusion of amber, the wings being decidedly flushed rose toward the base. Pkt. 10 cts.; $\frac{1}{2}$ oz. 40 cts.; oz. 75 cts.

Striped and Flaked

3496 **Loyalty** This is a lovely violet-blue flake on white ground. Pkt. 10 cts.; oz. 35 cts.

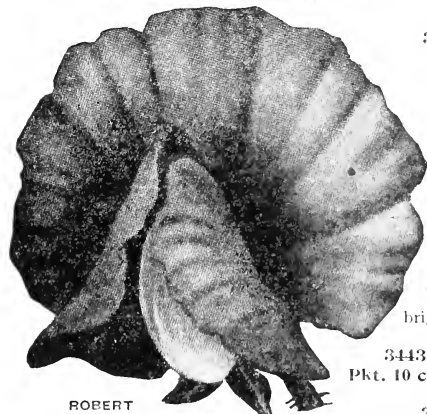
3532 **Mrs. W. J. Unwin** The brightest and best flaked variety. The ground color is white, beautifully flaked rich orange-scarlet. Pkt. 10 cts.; oz. 30 cts.; $\frac{1}{4}$ lb. 85 cts.; lb. \$3.00, postpaid.

3572 **Senator Spencer** (Burpee's). The color is a varying combination of deep claret and chocolate, striped and flaked on a ground of light heliotrope. Pkt. 10 cts.; oz. 30 cts.; $\frac{1}{4}$ lb. 85 cts.; lb. \$3.00.

White

3435 **Constance Hinton** Decidedly the best black-seeded, white-flowered variety. The flowers are of largest size, and come at times with a decided blush tinge. Pkt. 10 cts.; $\frac{1}{2}$ oz. 25 cts.; oz. 45 cts.

ROBERT
SYDENHAM



KING WHITE

3490 **King White** (Burpee's). It is remarkable for the "glistening, immaculate purity of the whiteness" and the perfect finish of the flower. While of truly gigantic proportions, the flowers are most exquisitely finished in every detail. Pkt. 10 cts.; oz. 40 cts.; $\frac{1}{4}$ lb. \$1.10; lb. \$4.00, postpaid.

Seeds of Biennials and Perennials

The old-fashioned flowers of grandmother's day are again becoming very popular. Apparently we are getting tired of formal bedding, the form of gardening which has been so popular now for a great many years. It is generally recognized by garden authorities that the beautiful in nature is found in natural and easy lines, such as can be so easily attained by liberal plantings of hardy perennial and biennial plants. Too much cannot be said in praise of the hardy plants found in the herbaceous border, and much of the popularity is due to the fact that they are so easily grown. The majority are also easily raised from seed, so that in a season we can work up a splendid border at a very small cost. The plants increase in beauty year after year, and any favorite subjects are readily propagated by division.

The earliest spring flowers are found among the hardy perennials, blooming as they do almost with the Crocuses. Among the finest of these earlier dwarf spring flowers there are the Arabis or Rock Cress, Alyssum Saxatile, or Gold Dust and Cerastium or Snow in Summer. These are followed by the Primrose, Auriculas, Polyanthus, Campanula, Carpatica, Dianthus, etc., and in a well-planned hardy border the color scheme will change week by week throughout summer until late fall, as the various hardy plants come into flower. Although we have a never changing color picture in the hardy border, yet some of the hardy plants bloom from early summer until killing frost. Among these long season subjects we find the Achillea, Chelone, Cheiranthus, Coreopsis, Shasta, Daisy, Delphinium, Erigeron, Gaillardia, Lathyrus, Linum, Lychnis, Platycodon, Scabiosa and Valerian, all of great value for cutting. In tall hardy plants there are the stately Hollyhocks, the graceful Plume Poppy, the Globe Thistle, and Mallow or Hibiscus.

Below and on the following pages we describe Biennials and Perennials. These live in the garden over winter, and bloom in the spring and summer of the following year. While they do not reward the planter so quickly as do Annuals, yet they are well worth waiting for. Seed may be sown during July and August. Thin out or transplant the seedlings as early as possible, that the young plants may be well established before frost sets in. Or, better still, make these later sowings in a cold-frame. For full directions, ask for our leaflet, "HARDY BIENNIALS AND PERENNIALS FROM SEED." It is sent free upon request.

Alyssum *Bright yellow flower; very showy spring-flowering plant which will flower in autumn; also most valuable for rockery and front row in borders.*

3706 SAXATILE (Gold Dust). Small, golden-yellow flowers. Pkt. 5 cts.

Ampelopsis 3708 VEITCHII. (Boston or Japanese Ivy.) The favorite hardy climber for covering houses, walls, etc. Of very rapid growth. Pkt. 5 cts.; oz. 25 cts.

Anchusa 3710 ITALICA. Dropmore variety. (Alkanet or Bugloss.) Vivid gentian blue. One of the best blue border plants, flowering before the Delphiniums. Height, four feet. Blooms in June. Pkt. 15 cts.; $\frac{1}{8}$ oz. 40 cts.

Aquilegia (COLUMBINE). A most desirable plant and should find a place in every border or rock-garden. The flowers are of the most lovely and delicate color; valuable for cutting.

3712 CHOICE DOUBLE, MIXED. Beautiful and varied colors. Pkt. 5 cts.

3714 CÆRULEA (The Rocky Mountain Columbine). Long-spurred flowers are blue and white. Pkt. 10 cts.

3716 NEW LONG-SPURRED HYBRIDS. The flowers are larger, while the colors range from pure white and yellow to deep blue through all intermediate shades and combinations of white and yellow, white and blue, white and pink, white and chocolate, yellow and blue, yellow and pink, yellow and scarlet, yellow and chocolate, lavender and mauve, pale lilac, etc. A true hardy perennial, two and a half feet. Pkt. 10 cts.

3718 SKINNERI. Flowers vivid scarlet, tipped with yellow. About 80 per cent. come true. Pkt. 10 cts.

Arabis 3720 ALPINA. One of the earliest and prettiest of all spring flowers; the spreading tufts clothed with green leaves are covered with pure white flowers as soon as the snow disappears. Pkt. 5 cts.



AQUILEGIA

Seeds of Perennial Flowers

Bellis (DOUBLE DAISY). *Daisies are easily raised from fall-sown seed, and are indispensable for cool, shady places.*

3724 LONGFELLOW. Extra large, double dark rose. Pkt. 10 cts.

3725 SNOWBALL. Large double, purest white. Pkt. 10 cts.

3726 FINE GERMAN DOUBLE, MIXED. Pkt. 5 cts.

3727 DOUBLE QUILLED, MIXED. Red and white. Pkt. 10 cts.

Bocconia 3732 CORDATA (Japonica). The Plume Poppy. Flowers creamy-buff, borne in large panicles. Very handsome foliage. Height, six feet. Pkt. 10 cts.

Campanula (BELLFLOWERS). The beautiful Campanulas can be grown with ease in any ordinary garden. They are all free bloomers and very handsome.

3733 SINGLE VARIETIES, MIXED. Various colors. Pkt. 5 cts.

3734 DOUBLE VARIETIES, MIXED. Pkt. 5 cts.

CALYCANthemA (The Cup-and-Saucer Canterbury Bells). Hardy biennials. Seed should be sown in the late spring or early summer to have blooming plants the next year. We offer: 3735 Blue, 3737 Rose, 3739 White, and 3741 Mixed, each at 10 cts. per pkt.

3744 CARPATICA ALBA (Carpathian Harebell). Large white flowers borne erect on wiry flower-stalks. Habit compact. Excellent for edging borders. Height, nine inches—flowers in June. Pkt. 5 cts.; 1/8 oz. 25 cts.

3746 PERSICIFOLIA, MIXED. A perennial producing long spikes of large, bell-shaped flowers. Colors blue and white. Height, two feet. Pkt. 10 cts.

3747 PYRAMIDALIS (Chimney Bellflower). Much used for conservatory decoration, as it is usually grown in pots. The rich blue saucer-shaped flowers are borne in great numbers on spikes four to five feet long. Pkt. 10 cts.

3745 ALBA. A pure white form of the preceding. Pkt. 10 cts.

Carnations Seed sown in open ground in August and September will produce plants to flower freely the next season.

3753 GERMAN, EXTRA FINE, DOUBLE, MIXED. Pkt. 10 cts.

3755 CHOICE DOUBLE, MIXED. Very good. Pkt. 10 cts.

3757 EARLY VIENNA. Very fine for open ground. Pkt. 10 cts.

3759 PICOTEE, FINE DOUBLE, MIXED. Good strain. Pkt. 15 cts.

Centaurea 3762 DEALBATA. A beautiful cornflower with rich mauve flowers shading lighter in the center. Flowers during June and July. Height, two feet. Pkt. 10 cts.

3763 MONTANA (Hardy Cornflower). Large, showy, thistle-like blue flowers. Height, two feet. Pkt. 10 cts.


Chelone 3764 PENTSTEMON BARBATA TORREYI (Turtlehead; Shell Flower). A most attractive plant, with long spikes of coral-red flowers. Blooms throughout summer and fall. Height, two and one-half feet. Pkt. 10 cts.; 1/8 oz. 25 cts.

Cheiranthus 3765 ALLIONI. This makes a compact plant about one foot high, which during July and August becomes a mass of lovely, orange-yellow flowers. Pkt. 10 cts.


Cerastium 3767 TOMENTOSUM (Snow in Summer). A lovely creeping or trailing plant with silvery foliage and white flowers. Useful for walls, rockwork, or edging. Flowers during June and July. Height, six inches. Pkt. 10 cts.

Coreopsis 3768 GRANDIFLORA. This is useful for cutting, producing large, golden-yellow flowers profusely during summer. Height, two feet. Pkt. 10 cts.

Shasta Daisy 3770 (MAXIMUM CHRYSANTHEMUM). This creation of Luther Burbank is sometimes called the "Giant White California Daisy." Large flowers are produced freely after the first season. Pkt. 15 cts.



CAMPANULA
(BELLFLOWERS)



CENTAUREA



CARNATION

Seeds of Perennial Flowers

Delphinium (Perennial Larkspur)

The Delphiniums or Hardy Larkspurs are by far the most beautiful of all blue perennials. There is none more popular and they grow luxuriantly in any good garden soil; are perfectly hardy when once established. Easily grown from seed.



NEW HARDY
DELPHINIUM
BELLADONNA
SEEDLINGS
Natural size of
individual flowers and
buds as grown at
FORDHOOK

3772 BELLADONNA SEEDLINGS.


For many years the variety Belladonna has been the most popular of all Hardy Larkspurs, but as it never ripened seed, had to be perpetuated by divisions or cuttings. Happily this is now changed, some plants of the true Belladonna having matured seed from which has been evolved this beautiful new race of BELLADONNA SEEDLINGS. The flowers are gracefully borne and never crowded upon the spikes, as in the ordinary types of Delphinium; they are much more attractive for cutting and decorative work. The individual flowers measure two inches across, the colors ranging from lightest lavender and azure-blue through the loveliest intermediate shades to deepest blue. These new BELLADONNA SEEDLINGS are the most free-flowering of all Hardy Larkspurs, the plants being in bloom continuously from early June until frost. The lovely flowers last a full week when cut.

Pkt. 10 cts.; 3 pkts. for 25 cts.

3776 FORMOSUM. Brilliant blue, white eye. Pkt. 5 cts.

3778 CHOICE MIXED. Best varieties. Pkt. 5 cts.

DIANTHUS PLUMARIUS Pheasant-eye Pink



Dianthus (Perennial Pinks)

3783 PLUMARIUS (Pheasant-Eye Pink). The original clove pink. Pkt. 5 cts.

3785 SCOTICUS, fl. pl. (Paisley or Florists' Pink). A very pretty double variety of the preceding. Pkt. 10 cts.

ECHINOPS SPHÆROCEPHALUS

Digitalis (Foxglove)

Easily grown perennials attaining a height of from three to five feet and producing long spikes of beautiful, tubular-shaped flowers, many being spotted or blotched.

3787 FINE MIXED. Pkt. 5 cts.



3789 WHITE. A most handsome variety, the pure white flowers being shown off to great advantage by the dark-green foliage. Occasionally the flowers come slightly spotted. Pkt. 5 cts.

Echinops

3793 SPHÆROCEPHALUS (The Globe Thistle). See illustration. A stately border plant with thistle-like foliage and large, ball-shaped flower-heads. Color blue, changing to white. Height, six feet. Pkt. 10 cts.; ¼ oz. 25 cts.

Erigeron


3797 (STENACTIS) SPECIOSUS SUPERBUS (Fleabane). The bright mauve-colored single, daisy-like flowers are produced in abundance throughout summer. Height, two feet. Pkt. 10 cts.



DIGITALIS OR FOXGLOVE

Seeds of Perennial Flowers

Forget-Me-Not (*Myosotis*)



FORGET-ME-NOT

These charming little favorites succeed best in damp, shady situations, but will thrive in almost any soil. The *Alpestris* varieties bloom well as pot-plants.

2068 PALUSTRIS. Marsh Forget-me-not; blue flowers. Pkt. 5 cts.

2070 ALPESTRIS. Blue, dwarf, free flowering. Pkt. 5 cts.

2072 ALPESTRIS ALBA. White. Pkt. 5 cts.

2074 SEMPERFLORENS. Blue; flowers early. Pkt. 10 cts.

2076 ELIZA FONROBERT. Sky-blue; yellow eye. Pkt. 10 cts.



PERENNIAL
GAILLARDIA

Gaillardia

No flowers in the borders are more showy among perennials for many weeks during the summer and autumn months or produce more bloom than the *Gaillardias*. We call them gay, and so they are. We might also add that they give little trouble, and will frequently grow in soils that are poor.

3805 GRANDIFLORA (New Perennial Hybrids) (Blanket Flower). Splendid hardy perennial, invaluable for cutting, and flowering continuously all summer. Colors yellow and crimson. Height, one and one-half to two feet. If sown early in spring, will bloom the first year. Pkt. 10 cts.

Geum

3806 COCCINEUM (Mrs. Bradshaw). Grows about two feet high. The double flowers, measuring two inches in diameter, are of a deep orange-scarlet color. Pkt. 15 cts.

Gypsophila

3807 PANICULATA (Baby's Breath). This is one of the most useful and graceful of hardy perennial plants, the tiny white flowers being borne in myriads on such slender stems that they appear as clouds floating in the air. Height, two feet. Pkt. 5 cts.; oz. 50 cts.

Helenium

3809 AUTUMNALE SUPERBUM (Sneezewort). A free and continuous flowering plant with spreading heads of golden yellow, daisy-like flowers. Height, five feet. Flowers from August to October. Pkt. 10 cts.

3812 Hibiscus (Mallow)

Our strain includes all the finest giant-flowered varieties, in colors ranging from white to rich crimson. The plants produce their immense showy flowers in great abundance from June until late fall, and are at all times a source of admiration. Height, four to six feet. Pkt. 10 cts.; 1/4 oz. 35 cts.

Incarvillea

3831 DELAVAYI (Hardy Gloxinia). A native of China, it attains a height of from eighteen inches to two feet. The flowers are produced in clusters on a long stem, are rose colored, and shaped like a gloxinia. Pkt. 10 cts.

Chater's Double Hollyhocks

The magnificent long spikes are crowded with double flowers three to four inches across, and all of the brightest colors.

3819 DOUBLE PURE WHITE; 3814 DOUBLE LIGHT PINK; 3815 DOUBLE MAROON; 3816 DOUBLE ROSE; 3817 DOUBLE SCARLET, and 3818 DOUBLE YELLOW: Choicest seed of these best colors, grown separately, each at 10 cts. per pkt.

3822 FINEST MIXED. Pkt. 10 cts.

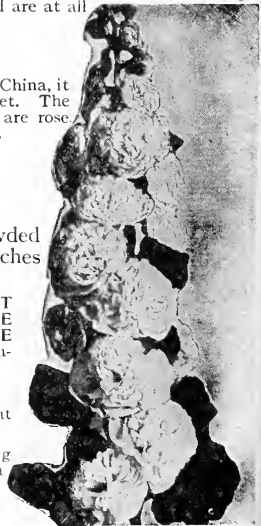
3824 FINE DOUBLE, MIXED. Large double flowers in a great variety of colors. Pkt. 5 cts.

3826 DOUBLE ALLEGHENY. Flowers are distinct in having edges of the petals finely fringed. A good range of soft, rich colorings. Pkt. 10 cts.

3828 SINGLE MIXED. The single varieties flower more continuously than the doubles, and are very showy in the border. All colors mixed. Pkt. 5 cts.; 1/4 oz. 25 cts.



A Spray of
INCARVILLEA
DELAVAYI



DOUBLE HOLLYHOCKS

Seeds of Perennial Flowers

Lathyrus (PERENNIAL PEAS). These *Perennial Peas*, while lacking fragrance, are very valuable from the fact that they are in full bloom early in the spring before the others have begun to flower.

3835 PURPLE. Clusters of purple flowers. Pkt. 5 cts.

3836 WHITE. Clusters of the purest white flowers. Pkt. 10 cts.

3837 GIANT "WHITE PEARL." Bears large clusters of beautiful pearly-white flowers. The vines attain a height of from eight to ten feet and produce the clusters of bloom throughout the summer and fall. Pkt. 15 cts.

Linum 3841 PERENNE (Flax). A rich, blue-flowered flax. Blooms freely from June. Height, fifteen inches. Pkt. 5 cts.; $\frac{1}{4}$ oz. 25 cts.

Lobelia 3843 CARDINALIS (Indian Pink or Cardinal Flower). A very showy plant, thriving best in moist and slightly shady positions. Color rich crimson. Height, two to four feet. Pkt. 5 cts.; $\frac{1}{8}$ oz. 25 cts.

Lupinus A valuable race of perennial Lupines giving an abundance of long spikes of delicately scented flowers in June and July. These plants make a fine show in tall borders during the autumn months.

3844 POLYPHYLLUS ALBUS. Pure white flower-spikes. Pkt. 5 cts.; $\frac{1}{2}$ oz. 25 cts.; oz. 45 cts.

3845 BLUE. Large handsome spikes of blue flowers during June. Height, three feet. Pkt. 5 cts.; $\frac{1}{2}$ oz. 25 cts.; oz. 45 cts.

Lychnis (BURNING STAR). Grand hardy perennials, which grow and bloom year after year, requiring no protection. They flower freely the first year if seed is sown early.

LYCHNIS CHALCEDONICA

Lychnis is known under a number of names, such as "lamp flower," "Maltese cross," etc.

2164 CHALCEDONICA. Intensely bright scarlet. Pkt. 5 cts.

3846a VISCARIA SPLENDENS (Maltese Cross; Ragged Robin). A fine border plant with deep red flowers. Blooms during June. Height, one foot. Pkt. 10 cts.

Papaver NUDICAULE (Iceland Poppy). This beautiful hardy perennial Poppy should have a place in every garden; the lovely white, yellow, and orange-colored flowers are produced on long stiff stems.

3849 CHOICEST MIXED. Pkt. 10 cts.


Physalis 3856 FRANCHETI (The Chinese Lantern Plant). This is grown for its showy scarlet fruit calyces, so much esteemed for winter decoration. Pkt. 10 cts.

Platycodon 3857 GRANDIFLORUM PUMILUM. This new variety grows upright, producing very handsome, bright, deep blue flowers of large size. It flowers the first year and is perfectly hardy; one of the finest border plants. Pkt. 10 cts.; 3 pkts. for 25 cts.

Polyanthus 3859 LARGE FLOWERING, ALL COLORS MIXED. Charming early spring-flowering plants. The colors run from white, yellow, through the various shades of red, crimson, and rose. Pkt. 15 cts.

Primula 3861 AURICULA. Fine mixed. Pkt. 15 cts.

3865 VULGARIS. Wild English primrose. Pkt. 10 cts.



LATHYRUS (PERENNIAL PEAS)



PLATYCODON
(CHINESE BELL FLOWER)

Seeds of Perennial Flowers

Pyrethrum

3868 PARTHENIFOLIUM AUREUM (Golden Feather). Pkt. 10 cts.

3870 ROSEUM (Insect Powder Plant). A fine hardy plant, with large, daisy-like flowers in mixed colors. Pkt. 10 cts.

Rocket, Sweet

3872 MIXED. The plants grow two feet in height, with dark-green foliage, and are surmounted by large panicles of brightly colored flowers. White- and purple-flowered varieties in mixture. Pkt. 5 cts.

Rudbeckia

3874 NEWMANII (Cone Flower). A continuous bloomer, with large, yellow, daisy-shaped flowers with black center. Height, two and one-half feet. Pkt. 10 cts.

Saponaria

3875 OCYMOIDES (Rock Soapwort). Of creeping habit, the beautiful rose-colored flowers are produced freely from June until late September. Height, six inches. Pkt. 5 cts.; 1/4 oz. 25 cts.

Scabiosa

3876 CAUCASICA (Pincushion Flower). A magnificent perennial with beautiful large, light-blue flowers, blooming continuously throughout the summer, the flowers being produced on long, stiff stems, making it invaluable as a cut-flower. Height, two feet. Pkt. 10 cts.

Shamrock

3878 TRUE IRISH VARIETY. (*The National Emblem of Ireland.*) This popular *Trefoil* is easily raised from seed and will grow in practically any soil. The seed we offer is imported by us direct from Ireland. Pkt. 5 cts.

RUDBECKIA NEWMANII

Stocks

The Emperor Stock lives for several years if protected; a profuse bloomer.

3880 EMPEROR, or PERPETUAL. Fine mixed. Pkt. 10 cts.

Stokesia

A handsome, free-flowering perennial, blooming from July to late fall. The flowers are white and measure four to five inches across.

Sow in the open border in frames or boxes during July and August. Cover the seed not more than a quarter of an inch. Prick out when large enough to handle, and transplant in spring eighteen inches apart.

3882 CYANEA (Cornflower Aster). A lovely hardy plant producing in abundance handsome lavender flowers and blooming continuously all summer; indispensable for the border and for cutting. Height, two feet. Pkt. 10 cts.

3883 CYANEA ALBA (White Cornflower Aster). Hardy perennial. Height, two feet. Pkt. 10 cts.

Sweet William

These make matchless border plants, with heads of bloom of great size and wonderful beauty; should be in every garden; height, one and a half feet.

3884 PERFECTION, SINGLE, MIXED. A splendid strain; flowers of many bright colors, large size, and varied markings, including auricula-eyed varieties. Pkt. 5 cts.

3886 PINK BEAUTY. An extremely handsome variety with beautiful salmon-pink flowers, useful for bedding. The habit is bushy and compact. Pkt. 10 cts.

3888 ROYAL IRISH. This strain of

Auricula-eyed Sweet William is notable for the clear markings and large size of individual florets as well as of trusses. Pkt. 10 cts.

3890 SCARLET BEAUTY. This is a *fac-simile* of the above, but the flowers are of a rich scarlet. Pkt. 10 cts.

3892 DOUBLE MIXED. Fine double flowers, which, however, to our fancy, are not so beautiful as the single. Pkt. 5 cts.

Valerian

3898 (CENTRANTHUS) RUBER or COCCINEA. An old-fashioned flower of much beauty, the bright red flower-heads having a spicy fragrance. Height, two feet. Flowers from June until frost. Pkt. 10 cts.

3899 WHITE. A white-flowered variety of the above. Pkt. 10 cts.

Veronica

3893a SPICATA, MIXED (Speedwell).

Makes an attractive plant two feet high, with bright blue, pink, and white flower-spikes during August. Pkt. 10 cts.

Wallflower

3894 DOUBLE, MIXED. Spikes of deliciously fragrant double flowers, combining many shades of color, chocolate-brown and orange-purple predominating. Pkt. 10 cts.

3897 EXTRA EARLY PARISIAN. A new and distinct type. From seed sown at FORDHOOK in the spring, plants were in full bloom by August 4th, continuing until checked by frost. Magnificent golden-yellow single flowers, deliciously fragrant. Pkt. 10 cts.



PYRETHRUM ROSEUM



SWEET WILLIAM

Hardy Perennial Plants

For Permanent Planting in Borders or Beds

Many people prefer to ornament their grounds with plants that are perfectly hardy and do not have to be taken up in winter and replanted the next year. The recognized list of Hardy Perennial plants which are suitable for this purpose is already large and constantly increasing, so that no one should have any difficulty in selecting a harmonious assortment of just the kinds he needs or desires. No class of plants affords such variety of types and gorgeous colors as do the Perennials.

Achillea 5510 **THE PEARL.** One of the very best white-flowered border plants, resembling Pompon Chrysanthemums. Most useful for cutting. The white blooms are very pure in color and very numerous on the stalk. **Ready October 1st.** Each 20 cts.; 12 for \$2.00, postpaid.

Aquilegia (Columbine). The distinct, clear-cut foliage and delicate arrangement of colors in the flowers of Columbine make it one of the showiest and most desirable of the hardy garden plants; especially suitable for rockwork, at the base of foundation walls, and under trees. Blooms in early spring. **Ready October 1st to 15th.**

5520 **NEW LONG-SPURRED HYBRIDS.** The colors range from pure white and yellow to deep blue, through all intermediate shades and combinations of white and yellow, white and blue, white and pink, white and chocolate, yellow and blue, yellow and pink, yellow and scarlet, yellow and chocolate, lavender and mauve, pale lilac, etc. Each 20 cts.; 12 for \$2.00, postpaid.

Hardy Asters (Michaelmas Daisies). Most varieties bloom all fall in great profusion. Perfectly hardy. The varieties include some rare color effects in their late perennial gardens.

5526 **CLIMAX.** Bright violet flowers, 2 inches in diameter, with yellow disc. Blooming in October. Each 35 cts.; 12 for \$3.50, postpaid.

5528 **NOVÆ ANGLIÆ.** The splendid, tall growing, deep blue New England Aster. 5 feet. Each 20 cts.; 12 for \$2.00, postpaid.

5534 **ST. EGWIN.** Plant is dense, bushy, about 30 inches high, with very ornamental, fine cut, dark-green foliage. Blooms profusely clear up from the ground; delicate

pastel pink. Each 20 cts.; 12 for \$2.00, postpaid.

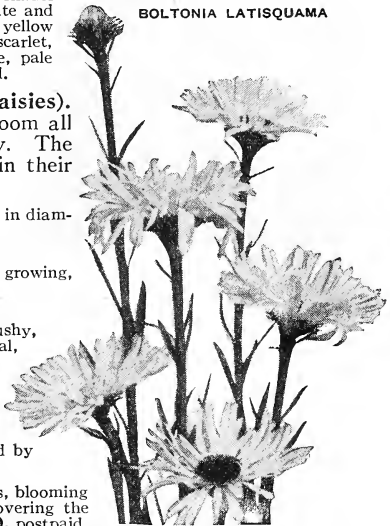
Bocconia 5540 **CORDATA (Plume Poppy).** Handsome, glaucous leaves, growing to a height of 6 to 8 feet, and bearing immense, plummy masses of pinkish white flowers, followed by brown seed-capsules. Each 15 cts.; 12 for \$1.50, postpaid.

Boltonia 5544 **ASTEROIDES.** Large, single, aster-like flowers, blooming during the summer and autumn months, completely covering the plants and producing a very showy effect. Each 15 cts.; 12 for \$1.50, postpaid.

5546 **LATISQUAMA.** A pink form of the above. Each 15 cts.; 12 for \$1.50, postpaid.



AQUILEGIA



BOLTONIA LATISQUAMA



HARDY ASTERS

Delphinium (Perennial Larkspur)

These very useful and popular perennial plants are indispensable to the herbaceous garden. Their long, showy spikes of flowers persist from June till frost, and furnish the most satisfactory blues to any color scheme.

**DICENTRA
SPECTABILIS**

Ready October 1st.

5558 GOLD MEDAL HYBRIDS. Plants vigorous, free blooming, with flower-spikes 2 feet long. Grand assortment of colors, ranging from lightest blue to purple.
20 cts. each; 12 for \$2.00.

Dicentra (Bleeding Heart)

5562 SPECTABILIS. Here is a fine old plant that is again coming into favor, and most deservedly so. Almost every old farmhouse has its clump of "Bleeding Hearts," as should every garden, old or new.

Early in the spring the plant sends up bronzy green shoots, and by early May they have developed into a circular mass of delicate, fern-like foliage from which rise many gracefully arching leafy stems, hung with blossoms that tremble in the slightest breeze. These blossoms are rose-pink, heart-shaped, with a pearly pendant at the tip.

Ready October 1st. Each 25 cts.; 12 for \$2.50.

Euphorbia

5564 COROLLATA (Flowering Spurge). A branchy, low-growing plant with fine stems and foliage, literally covered from June to August with loose umbels of pretty white flowers. Good for cutting. **Ready October 1st. Each 15 cts.; 12 for \$1.50.**

Funkia (Day Lily)

FUNKIA SUBCORDATA

LILY OF THE VALLEY

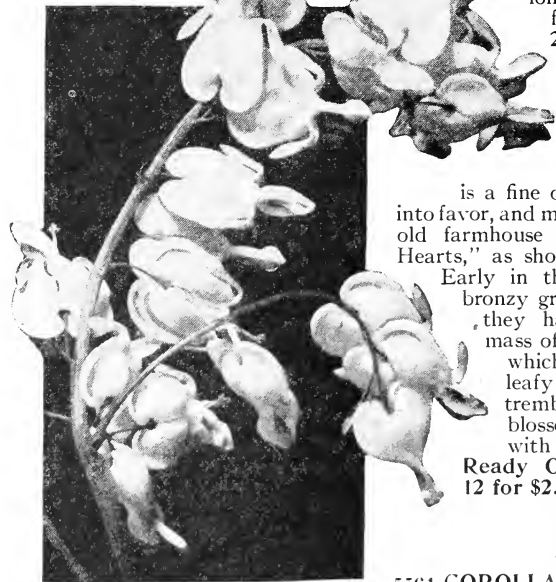
This popular old-fashioned flower is easily grown in any garden; it is perfectly hardy. **Ready October 1st to 15th.**

5271 FUNKIA SUBCORDATA (True Day Lily). Wide circles of broad leaves. Flowers large, clear white, borne in large clusters. Very fragrant. **Each 15 cts.; 12 for \$1.50, postpaid.**

5272 UNDULATA VARIEGATA. Graceful leaves having a fluted white edge. **Each 15 cts.; 12 for \$1.50, postpaid.**

5411 Lily of the Valley

We offer strong field-grown clumps of this ever-popular old favorite. These clumps must not be confused with the Lily of the Valley pips that are used for forcing by florists. These clumps are intended for garden growing and will give immediate effect. **Each 35 cts.; 12 for \$3.50.**



DELPHINIUM



Gypsophila

5587 PANICULATA (Baby's Breath). Extremely elegant border or rock plant, and very useful for cutting. Flowers are minute but myriad, pure white, produced in immense panicles. A plant which thrives during the driest summer. **Ready October 1st to 15th.** Each 15 cts.; 12 for \$1.50, postpaid.

**EULALIA JAPONICA
VARIEGATA
(ZEBRA GRASS)**

Hardy Grasses


In the laying out of lawns and garden a few of the many beautiful hardy grasses should not be overlooked. Their stateliness, tropic luxuriance, and soft colors harmoniously punctuate the prevailing green. **Ready October 1st.**

5572 EULALIA GRACILLIMA UNIVITATA (Japan Rush). Narrow green leaves with a silvery white midrib, perfectly hardy. Each 15 cts.; 12 for \$1.50, postpaid.

5574 ERIANTHUS RAVENNE (Hardy Pampas). Grows from 9 to 12 feet high, frequently throwing up from 30 to 50 flower-spikes. Forms large clumps. Each 20 cts.; 12 for \$2.00, postpaid.

5576 JAPONICA VARIEGATA. Long, narrow leaves, striped with green and white. Each 20 cts.; 12 for \$2.00, postpaid.

5578 JAPONICA ZEBRINA (Zebra Grass). (See illustration.) Leaves crossed every two or three inches by a band of yellow half an inch wide. Each 20 cts.; 12 for \$2.00, postpaid.



5580 PHALARIS ARUNDINACEA VARIEGATA (Ribbon Grass). Green leaves, striped lengthwise with creamy white. 1½ to 2 feet. Each 15 cts.; 12 for \$1.50, postpaid.

Hemerocallis, Lemon or Day Lily

Hemerocallis has a cluster of flowers at the tip of tall slender stems, and these flowers open one after another, so that the whole blooming period covers several weeks. **Ready October 15th.**

5343 FLAVA. This is the old-fashioned "Lemon Lily" and is still one of the hardest and best sorts, especially for massing. Short, funnel-shaped flowers, 3½ inches across. (See illustration.) Soft lemon-yellow; very fragrant. Each 15 cts.; 12 for \$1.50, postpaid.

5344 FLORHAM. A beautiful variety of American origin. Handsome, fragrant, deep yellow flowers, darker than Flava; widely open, with prettily fluted petals. Each 20 cts.; 12 for \$2.00, postpaid.



HEMEROCALLIS FLAVA



Hibiscus

5582 CRIMSON EYE. Immense flowers of purest white, with large centers of velvety crimson. **Ready October 1st.** Each 15 cts.; 12 for \$1.50, postpaid.

5584 MOSCHEUTOS. The fine old Swamp Rose Mallow. Large purplish-pink flower with large dark eye. Four to five feet. **Ready October 15th.** Each 15 cts.; 12 for \$1.50, postpaid.

NEW GIANT MALLOW MARVELS. Of all recent improvements among perennials, these new mammoth-flowered strains of the common Marsh Mallow (Hibiscus) are perhaps the most striking and notable. The colors are wonderfully intensified, the size of flower (10 to 12 inches across) greatly expanded, the blooming season lengthened, and the strength of growth increased. From being an ordinary hardy plant of mediocre quality, suitable mainly for use in damp locations, these giants approach the dignity of shrubs—often reaching 10 feet in height.

5586 FINEST MIXED. Each 20 cts.; 12 for \$2.00, postpaid.

MALLOW MARVELS

5349 **Hyacinthus Candicans**

HYACINTHUS
CANDICANS


A stately bulbous plant, with large, Yucca-like leaves, growing four feet high. The flowers are pure white, pendent on long, whip-like stalks; strong bulbs will produce two or more spikes; the flowers number from 20 to 60 on each spike. For distant effect it vies with *Yucca filamentosa*. At FORDHOOK the plant is perfectly hardy, and grows stronger each year. Ready October 15th. Each 10 cts.; 12 for \$1.00.



Hardy Phlox

Is the most desirable of all perennials of late summer and early fall. It would be hard to imagine a hardy garden without the Phlox, not only because of its continuous bloom, but also because of its value in composing color-effects, where it probably has a greater range of usefulness than any other perennial. This is due to its big, erect panicles of bloom, that can be massed with superb effect; to its long blooming period, and to the purity and intensity of its varying shades of red, pink, purple, and the excellent white varieties. All varieties are useful for cutting. Strong, field-grown roots. Ready October 1st.

HARDY
PHLOX
PEACH
BLOSSOM



All Phlox, except where otherwise noted: Each 15 cts.; 12 for \$1.50, postpaid.

5640 **ATHIS**. Tall; bright salmon-pink, violet eye. A free bloomer; very desirable.

5642 **BRAGA**. Mauve-rose suffused salmon; large white eye. Each 25 cts.; 12 for \$2.50, postpaid.

5644 **BRIDESMAID**. White, crimson eye; fine truss. A great favorite.

5646 **LE MAHDI**. Deep reddish violet. Very striking. Early. Each 20 cts.; 12 for \$2.00, postpaid.

5648 **MAD. P. LANGIER**. Brilliant crimson. This is one of the richest colored.

5650 **MISS LINGARD**. Longest spikes of any Phlox—blooms from the ground up. Waxy white, lavender eye.

5652 **MRS. WM. JENKINS**. An early and free bloomer, one of the best tall varieties. Flowers very large, pure white.

5654 **PEACH BLOSSOM**. Dwarf; soft shell-pink with a lighter eye. One of the most desirable of the Hardy Phloxes. (See illustration.)

5656 **PANTHEON**. Extra-large flowers of salmon rose.

5658 **SIEBOLD**. Heavy trusses of bright orange-scarlet flowers with crimson center. Each 20 cts.; 12 for \$2.00, postpaid.

PLUMBAGO



of cobalt blue flowers. Blooms from August till frost. Ready October 1st. Each 15 cts.; 12 for \$1.50.

Platycodon

5666 **GRANDIFLORUM**. Blooms constantly from July until late in September; flowers large, bell-shaped, of a deep shade of blue. An extremely rapid grower, making a dense branching bush two to three feet high. Very desirable in the hardy border or for mass planting. Ready October 1st. Each 15 cts.; 12 for \$1.50, postpaid.

Plumbago

5670 **LARPENTÆ (Leadwort)**. An attractive hardy edging plant of evenly rounded and dense growth, about 12 inches high. The tiny leaves of apple green are a rich setting for spiky red buds and clusters

Rudbeckia

All Roots on this page ready October 1st

5674 GOLDEN GLOW. Grows 5 to 7 feet and blooms from early summer until frost. Flowers resemble golden-yellow Cactus Dahlias, as illustrated to the left. A most popular hardy plant. Each 15 cts.; 12 for \$1.50, postpaid.

**RUDBECKIA
GOLDEN GLOW**



5678 PURPUREA (Purple Cone-flower). Large drooping petals colored reddish purple, with a remarkably large cone-shaped center of brown, thickly set with golden tips in spiral lines. Each 20 cts.; 12 for \$2.00, postpaid.

Sedum (Stone Crop)


An easily grown and useful class of hardy plants which can be used to advantage in poor, sandy, or rocky soil or in rock gardens. This new Sedum is very pretty and should be given room in every garden.

**5680 SPECTABILIS
BRILLIANT.**

Grows 15 to 18 inches high.

Foliage rounded, thick, and heavy, crowned with massive flat cymes of dark crimson flowers. Each 20 cts.; 12 for \$2.00, postpaid.

**SEDUM
SPECTABILIS
BRILLIANT**



Hardy Sunflower Helianthus

**HARDY
SUNFLOWER
MULTIFLORUS
PLENUS**

To most people the name Sunflower suggests a stiff, tree-like plant, bearing one great coarse flower—something one would never connect with the graceful perennial Helianthus. These grow tall, but their habit is quite graceful, with branching

stems at once slender and vigorous, and having attractive narrow foliage. The flowers appear in late summer and fall, quantities of them, with long stiff stems that make them particularly fine for cutting and vase decorations. Several shades of yellow.

5690 MAXIMILIANUS. Latest of all to bloom; fine golden-yellow flowers in long, graceful sprays, growing to a height of 5 to 7 feet. Each 20 cts.; 12 for \$2.00, postpaid.

5692 MULTIFLORUS PLENUS. The best of the hardy sunflowers. Double golden flowers, like quilled Dahlias, in great profusion, flowering until late in the season. Four feet. Each 20 cts.; 12 for \$2.00, postpaid.

5694 SOLIEL D'OR. A fine clear yellow, closely resembling a Cactus Dahlia in shape and finish. A beautiful single variety. Each 20 cts.; 12 for \$2.00, postpaid.

Yucca (Adam's Needle)

5700 FILAMENTOSA. A native American plant that has been appreciated at something like its real worth. From Arizona, where the Yucca had its original home, it has spread over practically the whole flower-gardening world.

The Yucca is simply a huge cluster of long, glaucous, evergreen leaves, narrow and sword-like, ending in needle-pointed spines. From this, in early summer, arises a stout flower-stem 4 to 6 feet tall, that by July has developed an enormous cluster of bell-shaped flowers, creamy white, faintly tinged green. Strong one-year plants, each, 15 cts.; 12 for \$1.50, postpaid.



Iris

IRIS GERMANICA
or *Fleur-de-lis*

Here is a plant as hardy as a dandelion, and as easily grown as a potato, yet it offers a wealth of beauty in a variety and range that is almost endless. The Siberian Irises have blossoms of the greatest delicacy, while the *Iris Kaempferi*, from Japan, has great, massive blooms, sometimes a foot across.

Germanica or Fleur-de-lis

The *Iris Germanica* is frequently called *Flag Iris*. These do best in a sunny location, and the soil, fairly rich, should be well drained. The soft, rich colors of the handsome blooms almost equal the finest orchids in delicate shades. For the best effect they should be planted in large groups and care taken that the roots are not covered too deeply. **Ready September 1st to 15th.**

5376 CELESTE. Falls bright blue, uppers delicate grayish blue; all having a lavender effect.

5377 DARIUS. Standards lemon; falls yellow, veined and clouded with purple.

5378 EDITH. Standards light blue; falls purple.

5365 FLORENTINA ALBA. Light porcelain, changing to white; very sweet scented.

5371 MADAME CHEREAU. White, edged blue.


5379 MADAME PACQUETTE. A beautiful variety; all-over rosy claret.

5373 MRS. HORACE DARWIN. White with violet veins.

5380 PARISENCIS. Violet, very fine.

Any of the eight named varieties, each, 20 cts.;
12 for \$2.00, postpaid.

5386 MIXED GERMAN IRIS. All the above and many others in mixture. All *Iris Germanica*.
Each 15 cts.; 12 for \$1.50, postpaid.



JAPANESE IRIS
"Gekka-No-Nami"
(Waves under Moonlight)

Iris Kaempferi Japanese Iris

Many have the idea that the Japanese Iris is hard to grow, but with a little care it is as easily grown as any hardy plant. *Iris Kaempferi* are truly glorious flowers, overtopping all the other Irises in the richness of their blooms; thick and heavy in texture, yet poised as lightly as butterflies on the ends of their tall stems. There are rich deep violets, velvety purples, smooth, wax-like whites, clarets, lilacs, and lilac-pinks, with all the intermediate shades. **Ready September 1st.** Flowers 10 and 12 inches in diameter, perfectly hardy, and flower in great profusion during June and July.

5387 GEKKA-NO-NAMI (*Waves under Moonlight*). Earliest to bloom, and the choicest white; very free. Glistening white with creamy white stigmas. *See back cover.*

5388 GOLD BOUND. A fine double pure white, with gold-banded center.

5389 KUMO-NO-OB1. The lower and upper petals being nearly equal in size, make a very full flower and a solid blotch of color. Bright, clear purple, with distinct rays and halo of white surrounding the golden throat, the pure white standards tipped purple.

5390 MOMIJI-NO-TAKI (*Maple Waterfall*). A choice variegated variety; bright crimson purple, beautifully feathered in white. Petaloid stigmas white, purple crested. *See back cover for color illustration.*

5391 PURPLE AND GOLD. Enormous double flowers, early and free blooming; one of the very best varieties. Color, rich violet-purple with white petaloids tipped violet. The conspicuous golden throat extends outward in sharp bluish-white rays.
Any of the above superb named Japanese Iris, each, 25 cts.; 12 for \$2.50, postpaid.


5392 FINEST MIXED. Ten finest varieties, all Japanese Iris.
Each 20 cts.; 12 for \$2.00, postpaid.

Iris Sibirica

The narrow, grass-like leaves and numerous very slender, graceful flower-stems distinguish the Siberian Iris from the other Iris families. The flowers are comparatively small, but beautifully colored. Very fine for cutting.

5393 ALBA. Pure white, yellow blotches. Each 15 cts.; 12 for \$1.50, postpaid.

5394 PURPLE. Fine flowers. Each 15 cts.; 12 for \$1.50, postpaid.



SIBERIAN IRIS

Lilies

Callas

These are not true lilies, but are classed as such by the majority of gardeners, as they are commonly called Calla Lilies. **These are ready in September.**

5061 ETHIOPICA. This is the ever-popular and well-known **white Calla**. Easy of culture, its wonderfully beautiful pure white blossoms are very desirable as cut flowers. Its habit of growth makes it a handsome pot-plant. In the warmer sections of the South and Southwest it grows luxuriantly in the open. **Strong bulbs, each, 25 cts.; 12 for \$2.50, postpaid.**

Choice Hardy Lilies

The varieties of Lilies offered are easy to grow, and being entirely hardy, continue to bloom each succeeding year more profusely. Every garden should have some choice Lilies, as few other flowers can approach them in their distinct, exquisite type of beauty. Lilies have always been looked upon as the stateliest of garden plants. Their attractive flowers, striking colors, and their unique forms appeal strongly to the eye and to the imagination as well. Lilies are less understood and less appreciated than almost any other plant of prominence. Plant at least six inches deep, in deeply cultivated soil, which, if of a heavy nature, must be improved by the addition of leaf soil, sand, and thoroughly rotted manure. Care should be taken that they have proper drainage, no water being

Once firmly established, they winter with a heavy mulch of ashes or rough litter. **Ready October 1st.**

CALLA ETHIOPICA

allowed to stand around the roots. should not be disturbed. Protect in ashes or rough litter. **Ready October 1st.**

5398 DAVURICUM. Is a strong-growing variety. Height, 15 to 18 inches. The large flowers are in color a dark orange, spotted with brown, shading to yellow in throat. **Each 20 cts.; 12 for \$2.00, postpaid.**

5399 LONGIFLORUM. Beautiful snow-white, trumpet-shaped flowers. A very popular variety for Easter. **Each 20 cts.; 12 for \$2.00, postpaid.**

5400 TENUIFOLIUM (The Coral Lily). A great beauty and the brightest of all Lilies. Grows 24 inches high, with finely cut foliage, graceful stems, and beautiful shaped flowers of a brilliant coral red. Grand clumps for the lawn. Blooms early. **Large bulbs, each, 10 cts.; 12 for \$1.00, postpaid.**

5401 PARDALINUM. Flowers scarlet and yellow, spotted with a rich brown; sometimes called *Leopard Lily* on account of markings. **Each 15 cts.; 12 for \$1.00, postpaid.**

5402 SPECIOSUM RUBRUM or ROSEUM. White, shaded with deep rose. Very beautiful. **Each 20 cts.; 12 for \$1.00, postpaid.**

5403 ELEGANS. Red, tinged yellow, very hardy. Comes to bloom in June and July; 1 foot; does well in light soils. **Each 20 cts.; 12 for \$2.00, postpaid.**

5405 UMBELLATUM, Mixed. Large flowers; colors range from black-red to crimson-rose, many being finely spotted. Blooms during June or July; highly recommended. **Each 15 cts.; 12 for \$1.50, postpaid.**

5590 BATEMANIÆ (Turk's Cap). Bright, apricot-tinted flowers; comes to bloom in July. **Each 25 cts.; 12 for \$1.50, postpaid.**

5591 CANADENSE (Canadian Lily). Flowers varying in color from bright yellow to pale bright red, with many spots of purplish red. Fine for garden use. Grows 18 inches to 3 feet. **Each 20 cts.; 12 for \$2.00, postpaid.**

5592 SUPERBUM (Swamp Lily). Orange spotted brown. Blooms in July and August; grows 5 to 10 ft.; likes shaded nooks. **Each 20 cts.; 12 for \$2.00, postpaid.**

5593 TIGRINUM (Single Tiger Lily). Flowers bright, deep orange-red, with numerous small, distinct, purplish-black spots, in many-flowered racemes. Should be planted in masses. **Each 15 cts.; 12 for \$1.50, postpaid.**


5594 TIGRINUM FLORE PLENO (Double Tiger Lily). Odd double variety with orange-red spotted flowers. Grows 4 to 6 feet. **Each 15 cts.; 12 for \$1.50, postpaid.**

5595 TIGRINUM SPLENDENS. A fine variety of robust habit, with long flowering spikes and numerous large flowers. **Each 15 cts.; 12 for \$1.50, postpaid.**

5597 CANDIDUM. The old-fashioned, pure white garden Lily. Also known as Annunciation and Madonna Lily. One of the hardiest. Very fragrant. **Each 15 cts.; 12 for \$1.50, postpaid.**

5599 MELPOMENE. Large deep crimson, heavily spotted. One of the very best. **Each 15 cts.; 12 for \$1.50, postpaid.**

LILIAM PARDALINUM



LILIAM

TENUIFOLIUM


Peonies

Recognizing the increasing popularity and importance of Peonies, we are offering below a number of varieties that have proved themselves highly desirable in all sections of the country. August and September are the ideal months for transplanting Peonies and making the Peony-bed, and long practice

has shown the value of making plantings at that season of the year. The plants have the opportunity to establish themselves before frost, and with the first appearance of spring come into growth immediately. In preparing the Peony-bed enrich well, as they improve greatly by permanent planting and of necessity require considerable plant food. Plant to a depth not to exceed two inches above the crowns.

The Peony comes to bloom at that time of the year which makes it an extremely desirable flower for use in connection with our national holiday, Memorial Day. The Peony is extremely luxuriant in growth, has few insect enemies, and is very lavish in its

bloom. Modern culture has developed many superb varieties that have greatly increased their popularity. Cut blooms will last a long time in water. Most varieties are exquisitely scented. **Ready August 15th to September 15th.**



ARTHEMISE

5605 ARTHEMISE. Mammoth crowns. Very compact. Guards and crown a pleasing light violet-rose, while the collar is very pale pink. Crown prominent, inclosing narrow center petals of extra substance. Fragrant. Strong, upright grower. A very

free bloomer, coming in midseason. **Strong roots, each, 75 cts.,** postpaid.

5607 AUGUSTIN D'HOUE. Very large, compact bomb or center. Color a dark, brilliant solferino-red, with slight silvery reflex. Medium tall, and an extremely free bloomer, flowering in midseason. **Each 60 cts.; 12 for \$6.00,** postpaid.

5609 AUGUSTE VILLAUME. We consider Auguste Villaume one of the best of the large, compact, globular, rose type. Color dark violet-rose. Very striking. Tall, strong grower, coming to bloom very late. It should be in every collection. **Each \$1.00,** postpaid.

5611 AVALANCHE. Large, solid crown. Milk-white, cream-white collar, center tinted lilac-white, prominent carmine flecks running lengthwise of the petals. Fragrance is very pleasing. A good strong grower and free bloomer. Late. **Each \$1.00,** postpaid.

5613 DELACHEI. Large, medium compact, rose type. Violet-crimson, slightly tipped silver. Very strong and erect, of medium height, and a very free bloomer, blooming in late midseason. An extra-good variety. **Each 40 cts.; 12 for \$4.00,** postpaid.

5615 DUCHESSE DE NEMOURS. Medium size. Pure white crown, sulphur-white collar, no crimson flecks. Very fragrant. Vigorous grower, medium height, very free bloomer. Early. Extra-good commercial variety, two days later than *Festiva maxima*. A very desirable all-round Peony that has many admirers. **Strong roots, each, 40 cts.; 12 for \$4.00.**

5617 EDULIS SUPERBA. Large, loose, flat crown. Bright mauve-pink; collar shaded with narrow lilac. Very fragrant. Comes to bloom early. A good keeper. Growth is quite heavy and strong, upright; a free bloomer. One of the best commercial pinks for Decoration Day. **Strong roots, each, 40 cts.; 12 for \$4.00,** postpaid.

5619 FESTIVA MAXIMA. The old popular favorite. Very large, globular, rose type. Pure white center prominently flecked crimson; outer petals sometimes faint lilac-white on first opening. A very tall, strong, vigorous grower, blooming quite early. **Strong roots, each, 50 cts.; 12 for \$5.00,** postpaid.

5621 JULES CALOT. Large, flat rose type. Dark pink with silvery reflex. Fragrant. Strong grower of medium height; free bloomer, coming in midseason. **Each \$1.00,** postpaid.

5623 MARIE STUART. Clear white, with pale pink collar; the crown is slightly flecked with crimson. Flowers in midseason. **Each 50 cts.; 12 for \$5.00,** postpaid.

5627 MEISSONIER. Medium size, bomb, or outer petals, developing a crown with age. Uniform brilliant purple-red that is quite fragrant. Grows tall, stems weak, but a free bloomer. Midseason. **Each 50 cts.; 12 for \$5.00,** postpaid.

5629 MONS. JULES ELIE. Pale lilac rose, silvery reflex. Very early; the best pink in existence. **Strong roots, each, \$1.00; 12 for \$10.00,** postpaid.

5631 SOUV. D'AUG. MIELLEZ. One of the finest dark peonies; blooms in midseason. Flowers mammoth purple-red of excellent texture and fragrance. **Strong heavy roots, each, 40 cts.; 12 for \$4.50,** postpaid.




MEISSONIER

Amaryllis

We offer two varieties of this attractive flower, namely, *Amaryllis Formosissima*, and the other *Hallii* (or *Lycoris Squamigera*). The first named is not hardy; may be grown indoors in pots and in spring planted out-of-doors for development until the following fall, when they may be lifted, repotted, and taken indoors for winter blooming. The variety *Hallii* is recently introduced from Japan and is perfectly hardy. A peculiar trait of this flower is that in the spring the leaves grow luxuriantly and by midsummer these have died down; the blossom stem then appears, developing into splendid umbels of rosy-lilac flowers borne two to three feet above ground. This is a very attractive addition to the hardy garden. Ready October 15th.

5000 AMARYLLIS FORMOSISSIMA (*Jacobeae Lilies*). Desirable both for house culture in pots and for beds in the open ground in a sunny location. The *lily-like* flowers are of a rich crimson-scarlet. Very easily grown and always attract much attention. Each 15 cts.; 12 for \$1.50, postpaid.

5002 HALLII or **LYCORIS SQUAMIGERA**. Newly introduced from Japan and perfectly hardy; flowers rosy-lilac, banded yellow, and very fragrant. Large-sized bulbs, each, 15 cts.; 12 for \$1.50, postpaid.



AMARYLLIS FORMOSISSIMA

Freesias

These splendid attractive little flowers are very popular as cut-flowers, and may be grown from Christmas until June, or even later, by planting in pots. This is quite contrary to the usage of most bulbs. The beauty and fragrance of their flowers, their keeping qualities and ease with which they may be grown or forced, make the *Freesia* one of the most desirable of winter-blooming bulbs.

In addition to the improved *Purity*, we offer the splendid novelties, *American Flag Hybrids*. This name is given because of the wide range of colors, something new in the *Freesia* family. This is a recent development, and they have made themselves great favorites in the flower world in the very short time they have been in cultivation. Ready September 1st to 15th.

5273 AMERICAN FLAG HYBRIDS. For years *Freesias* were confined to the one color, namely, creamy white with some markings of yellow, but recently there have been developed the new hybrids of varying shades which give the name, *American Flag*. These shades range through yellows, lavenders, rose-pinks, pink striped, purples, and other color combinations that are indeed very attractive. *American Flag Hybrids* will not only make *Freesias* even more popular, but will develop their field of usefulness. Their fragrance even exceeds the older varieties. Bulbs run smaller than *Purity*, but all sizes bloom profusely. Each 10 cts.; 12 for \$1.00, postpaid.

5274 PURITY. A superior strain of great length and strength of stem; flowers very large, glistening white. Blooms in long racemes of five to eight large, tubular florets. Cut flowers will expand and keep in water for two weeks, scenting the entire house. Select bulbs, each, 5 cts.; 12 for 50 cts., postpaid.




FREESIAS, PURITY

Hyacinths

The flower that makes every one think of Holland. The business of growing and selling Hyacinths, Tulips, Narcissus, etc., has become a national institution in The Netherlands—might be termed *the* business of Holland.

ENCHANTRESS



Fabulous prices have been reported as paid for some of the new and finer varieties, and while the success attained in the growing of Hyacinths was one of the wonders of that beautiful little country, it is a fact that we grow them in America better than they ever dreamed of producing in Holland.

The American-grown Bulbs offered below, while not a wide range of variety, may be considered the best of their respective colors.

5701 ENCHANTRESS. Delicate porcelain-blue, with pale center; long and full spike, with large bells. The best light blue bedding Hyacinth. Good for pots.

Each 20 cts.; 12 for \$2.00, postpaid.

5702 GARIBALDI. Deep crimson-red, with a very large spike.

Each 25 cts.; 12 for \$2.50, postpaid.

5703 GIGANTEA. Blush pink; a beautiful shade; forms immense trusses.

Each 20 cts.; 12 for \$2.00, postpaid.

5704 KING OF BLUES. Dark blue; splendid spike. Excellent for late forcing or bedding. Each 25 cts.; 12 for \$2.50, postpaid.

5706 LA VICTOIRE. Bright carmine-rose; long, well-filled spike. Brilliant bedding sort; strong stem and lasting color.


Each 20 cts.; 12 for \$2.00, postpaid.

5707 MARIE. Dark violet-blue; immense spike, large bells. An extra fine bedding sort. Each 20 cts.; 12 for \$2.00, postpaid.

5708 QUEEN OF ENGLAND. A beautiful, clear, wax-white. Very fragrant.

Each 25 cts.; 12 for \$2.50, postpaid.

5709 YELLOW HAMMER. A very popular early yellow; compact, ball-shaped, golden yellow trusses. Each 25 cts.; 12 for \$2.50, postpaid.




ACRES OF HYACINTHS! Hyacinths of every hue! Imagine yourself in the middle of this great field of hyacinths; you can almost catch the heavy fragrance of these perfume-laden blossoms. But it need not be in fancy only. There's a spot in your yard for hyacinths, and every garden should have its bed of Hyacinths.

Narcissus

American-Grown Narcissus

EMPEROR



Of all bulbous plants, the Daffodils will stand more vicissitude of soil and climatic conditions than any other class. All they need is a good start to make themselves naturally and gloriously "at home" in any location. Their delicately scented flowers are very welcome in the winter pots and boxes; but out-of-doors, in garden, lawn, or wildwood, they find their greatest perfection.

Some of the Narcissus bloom as early as the Crocus, making the garden look very cheery and bright, with their gold color in spring. The flowers assume many forms and present many charming combinations of white, gold, primrose, orange, sulphur, and pure yellow. Some are quite fragrant; all are very hardy, with the exception of the clustered Polyanthus varieties, which, though extensively grown for cut flowers, are not for outdoor planting.

Single Narcissus—Varieties with Large Trumpet

5710 EMPEROR. Magnificent, all yellow flowers with immense trumpet and overlapping petals measuring 3 to 3½ inches across. One of the finest for cutting, as it has strong stems and foliage which add to its beauty. **Each 6 cts.; 12 for 60 cts.,** postpaid.

5714 GLORY OF LEIDEN. Known in Holland as "The King of Daffodils." Massive yellow trumpets; flowers held boldly erect on stout, strong stems, and of the easiest culture, and is as much at home grown in pots as in the garden. Glory of Leiden is one of the varieties that must be in the complete collection. **Each 15 cts.; 12 for \$1.50,** postpaid.

5715 GOLDEN SPUR. Uniform deep golden yellow; the most popular of the single Narcissus. **Each 6 cts.; 12 for 60 cts.**

5716 PRINCEPS. Known as a bicolor, as it has a sulphur-colored perianth, with rich yellow trumpet; very early variety, used for forcing and for planting out-of-doors. An old favorite that is very popular for planting in masses. **Large bulbs, each 5 cts.; 12 for 50 cts.,** postpaid.

5722 VICTORIA. A fine variety, perianth creamy-white, trumpet rich yellow, delicately perfumed; unsurpassed for pot culture and always satisfactory out-of-doors. Another variety that is used for mass planting. We think Victoria is one of the most graceful and useful Narcissus. **Each 5 cts.; 12 for 50 cts.,** postpaid.



A Field of NARCISSESS on America's Greatest Bulb Ranch in California.


Narcissus—Continued

Medium Trumpet or Crown Sorts

This class is known as the medium trumpets, and includes some of the most graceful forms. All may be used for growing indoors in pots or pans, and are well adapted for mass planting.

5730 BARRII CONSPICUUS. Soft yellow, cup edged orange scarlet. Very pretty. Each 5 cts.; 12 for 50 cts., postpaid.

5738 SIR WATKIN. Perianth sulphur yellow, deep golden cup. Each 5 cts.; 12 for 50 cts., postpaid.



NARCISSUS
POETICUS ORNATUS

Narcissus Poeticus (Poet's Narcissus)

A hardy, cluster-flowered class, hybrids between Poeticus Ornatus and the Polyanthus. The charming flowers are borne in clusters like the Polyanthus narcissus. They are free-blooming, growing indoors in pots as well as outdoors. Very hardy.


5750 POETICUS ORNATUS. Large, beautifully formed, pure white flower, with saffron cup tinged with rosy scarlet. Each 4 cts.; 12 for 40 cts., postpaid.

NARCISSUS
PAPER WHITE
Growing in water

Polyanthus Narcissus

The beautiful Polyanthus, or bunch-flowered varieties of Narcissus, produce many small-crowned flowers, borne in clusters. They are very sweet scented, but not as hardy as other kinds.

5760 PAPER WHITE, LARGE FLOWERED (Grandiflora). A variety of strong growth and an early bloomer; flowers and truss very large; pure white; can be had in bloom at Christmas. Grows better in water than the true Chinese Lily. White. Each 4 cts.; 12 for 40 cts., postpaid.



Double Hardy Narcissus

These well-known Double Daffodils are just as popular as ever and the bulbs we offer are best American grown.

5770 VON SION (Select bulbs). The well-known Double Yellow Daffodil. Large, double, golden yellow, extra fine for forcing or outdoor culture.

This is the true double trumpet-shaped variety so largely used for cut-flowers. (See cut to right, also in color on inside of back cover.) Large bulbs, each, 5 cts.; 12 for 50 cts.



DOUBLE
NARCISSUS
VON SION

A FEW SUGGESTIONS ON BULB CULTURE

OUTDOOR PLANTING. May be done any time from the last of September to the first of January, where the ground remains unfrozen, but, if possible, should be done in October or early November.

SOIL. Any good, thoroughly drained soil will grow bulbs. If it should be a heavy clay, add sand and well-rotted manure to make it loose. The beds should be raised at center so that water will run off quickly, as bulbs are liable to rot if water stands on the surface.

WINTER PROTECTION. After the ground is frozen, cover the beds with four or six inches of leaves or coarse manure; if leaves are used, throw over a little brush or earth, to prevent blowing off. In the South, where the ground does not freeze, they will require no protection.

Cottage Tulips

The Cottage Tulips owe their name to the fact that in England and France these varieties are found growing in the gardens of nearly all country houses and cottages. They are very graceful. Nearly all of them are borne on long stems and they are unsurpassed for the small garden because of their brilliant colors.

5772 CARNATION. An improved Picotee. White turning to rose. An extra-fine variety.

5773 FAIRY QUEEN. Soft rosy lilac, margined amber-yellow; large flower of perfect form. One of the best of the Cottage Tulips.

5775 INGLESOMB PINK. Syn., SALMON QUEEN. Soft rosy pink, with salmon flush, changing to rose; large, globular flower; superb for late forcing.

5776 INGLESOMB SCARLET. Intense vermilion-red, with black base; showy flower. Fine for borders.

5777 INGLESOMB YELLOW. Clear canary-yellow; large flower, perfect form, on sturdy stem. This new and handsome Tulip is known abroad as the Yellow Darwin. Fine for borders and among shrubs.

5778 PICOTEE. Syn., MAIDEN'S BLUSH. White, margined deep rose, the color suffusing the whole flower with age. Good-sized flower; a very graceful Tulip.

All varieties of Cottage Tulips, large bulbs, except where otherwise priced, each, 5 cts.; 12 for 50 cts., postpaid.

Early Double Tulips

The Double Tulips are not as extensively used as they should be, because they are considered by many as difficult to grow. This is not true, as they are of the easiest culture. They should, however, be used as a single variety in a bed because where several varieties are used the beds are sometimes ragged because they do not come into bloom at the same time.

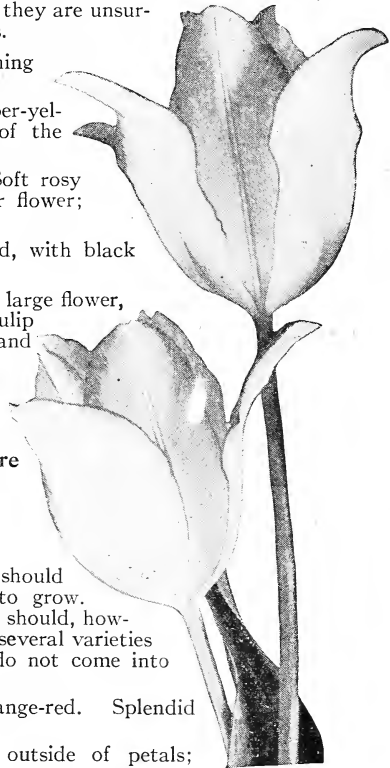
5852 COURONNE D'OR. Deep yellow, flushed orange-red. Splendid bedding Tulip. A good forcer.

5854 LE METADOR. Scarlet with purple glow on outside of petals; extremely beautiful.


5855 MURRILLO. Delicate rose-pink, flushed white; fine for bedding. Easiest forcer of all double Tulips.

5857 RUBRA MAXIMA. Dazzling scarlet; splendid bedding variety; better than Rex Rubrorum.

All Double Tulips, 7 cts. each; 12 for 70 cts., postpaid.



PICOTEE



Here is where your Burpee Tulips come from—in sunny California. Here are grown bigger, better, brighter Tulips than ever came out of Holland

Darwin Tulips

The Darwins are probably the most generally used of all the bedding tulips. They are also suitable for forcing. When grown in the open, the Darwins commence blooming in May, and continue for an unusually long season, covering with a wealth of rich bloom that period which is intermediate between the passing of the spring flowers and the coming of the summer flowers. Their great height and strong stems make them a valuable bulb for effective bedding.



GRETCHEN

5784 BARON TONNAYE. Bright rose, margined blush-rose; medium sized, cup-shaped flower. One of the best for bedding or forcing.

5790 CLARA BUTT. Clear pink (*see color illustration inside of back cover*), flushed salmon-rose; deep blue base halo; good sized flower. Exquisitely beautiful and one of the best forcing varieties.

5794 EUROPE. Glowing salmon-scarlet, shaded rose, with white base; medium-sized flower on strong stem. Fine for pot culture.

5802 GLOW. Dazzling vermilion-scarlet, with base with blue markings; good-sized flower of distinct shape. A very handsome tulip, like an Oriental poppy. The finest scarlet Darwin for bedding or borders.

5804 GRETCHEN. Pale silvery rose, flushed white; inside soft pink with white; center marked blue. A delicate, beautiful flower.

5812 ISIS. Fiery crimson-scarlet with blue base; large flower of striking beauty, and the most intense color. Showy for borders or among shrubbery.

5814 LA CANDEUR. Almost pure white when mature, at first tinged pale rose; effective black anthers; medium size.

5831 PAINTED LADY. Creamy white, faintly tinged soft heliotrope; good-sized flower on dark stem. The best white.


5832 PRIDE OF HAARLEM. Brilliant rosy-carmine, with blue base; large flower, superb form, on tall, strong stem; glorious color and stately habit; sweet scented. Unsurpassed for borders.

5836 PSYCHE. Silvery rose, edged soft rose; inside shaded silvery rose with pale blue base; large, handsome flower.

5843 SUZON. Soft buff rose, shading to blush at margin.

5844 TORCH. Brilliant scarlet; fine variety; very distinct and effective.

5850 WM. PITT. Very dark crimson, with purplish bloom on the outer petals and white base; large flower of great beauty. Fine for borders.



PRIDE OF
HAARLEM



LA
CANDEUR

All varieties of Darwin Tulips: Large bulbs, each, 6 cts.; 12 for 60 cts., postpaid.

Single Early Tulips

Those listed below cover a wide range of color and are the first Tulips to come into bloom in the spring.

5862 BELLE ALLIANCE. Crimson scarlet with yellow center, good forcer; fine bedding Tulips.

5872 COLEUR CARDINAL. Intense crimson. (See illustration in color on inside back cover.) Shaded plum color on the outside. A splendid bedder.

5874 CRIMSON BRILLIANT. Rich glowing scarlet, yellow center; a good forcer and very beautiful.

5876 GOLDFINCH. Deep yellow. Excellent for forcing; also makes beautiful beds.

5882 KEIZERSKROON. Bright crimson-scarlet, edged clear yellow; large flower on long stem. A fine bedding variety, excellent for early or late forcing.

5884 KING OF YELLOWS. Pure yellow, similar to Canary Bird, but much better.

5888 LA REINE MAXIMUS. White, flushed pale rose, colors deepen with age. Splendid forcer. Extra handsome, large-flowered La Reine.

5890 McKINLEY. Orange red; outside shaded carmine; large flower. Splendid variety for early forcing.

5892 MON TRÉSOR. Rich, deep yellow; long, large flower. The best yellow bedding Tulip, and fine for early forcing.

5894 PINK BEAUTY. Vivid cherry-rose, center striped white; white base, large flower of superb form on long, stiff stem.

5896 PRINCE OF AUSTRIA. Brilliant orange-scarlet, yellow base; large showy flower; deliciously scented. Extra-fine bedding variety, unsurpassed for forcing.

5897 ROSE GRESEDELIN. Rose flushed with pink; well-shaped bloom.

5902 THOMAS MOORE. Dull, rosy terra-cotta, shading to dull orange-yellow; olive-green center; flower sweet scented.

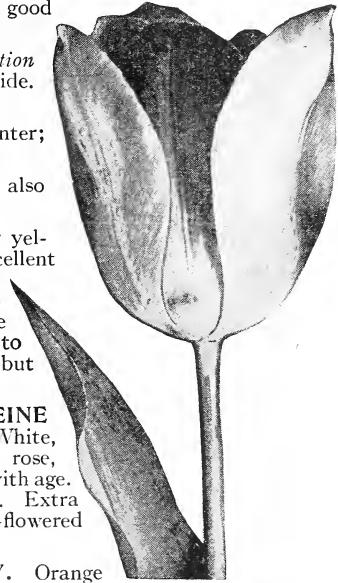
5908 WHITE SWAN. Pure white; large flower, handsome form. Superb for bedding or late forcing.

5910 YELLOW PRINCE. Syn., GOLDEN PRINCE. Clear yellow, sometimes streaked with red; large flower, sweet scented. A good bedding Tulip.

All early Tulips, fine large bulbs: Each 5 cts.; 12 for 50 cts.

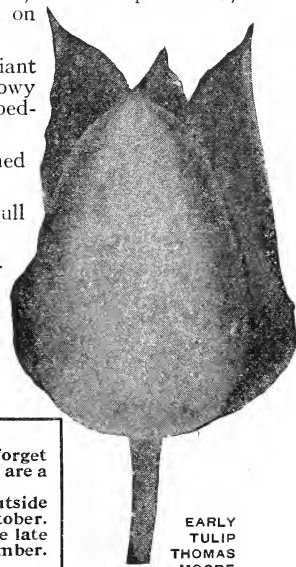
PLEASE REMEMBER
Because Tulips and Narcissus do not bloom until spring, many people forget to order and plant them until spring comes and their neighbors' flowers are a reminder.

ALL BULBS for blooming indoors during the winter, or for an outside show in the spring, MUST BE PLANTED IN THE FALL, preferably in October. Some Lilies, Peonies, and Iris should be handled in September, while late maturing bulbs, such as the Japan Lilies, may be deferred until December.



PINK BEAUTY

EARLY TULIP
PRINCE OF
AUSTRIA



EARLY
TULIP
THOMAS
MOORE

Burpee's Selected Bulbs and Roots

On the opposite page we illustrate several of the most desirable Tulips, Narcissus, and Iris. American grown and of the highest quality. Be sure to include some of each in your order.

Tulips 5790 **DARWIN TULIP, CLARA BUTT.** One of the most popular varieties, both for bedding and for forcing. The exquisite salmony-pink color of its large flowers is always greatly admired. **Large bulbs, each, 5 cts.; 12 for 50 cts.,** postpaid.

5832 **PRIDE OF HAARLEM.** Brilliant rosy-carmine with blue base. **Each 5 cts.; 12 for 50 cts.,** postpaid.

5850 **WILLIAM PITT.** Deep carmine-scarlet with darker shading at the center of the petals. **Each 6 cts.; 12 for 60 cts.,** postpaid.

Narcissus 5715 **GOLDEN SPUR.** Uniform deep golden yellow; the most popular of the single Narcissus. **Each 6 cts.; 12 for 60 cts.,** postpaid.

5752 **POETICUS** (*Pheasant's Eye* or *Poet's Narcissus*). White perianth, orange cup, bordered scarlet. A very fragrant variety. **Each 4 cts.; 12 for 40 cts.,** postpaid.

5770 **DOUBLE NARCISSUS, VON SION.** The popular Old Dutch Daffodil; flowers golden yellow. This variety is used in great quantities for forcing; it is also excellent for bedding with Hyacinths, flowering early.

Large bulbs, each, 5 cts.; 12 for 50 cts., postpaid.

Iris Germanica These well-known border plants grow well in all sections and are among the best border plants. Very early blooming.

5377 **DARIUS** (*Iris Germanica* or *Fleur-de-lis* or *Flag Iris*). Most distinct and beautiful; standards rich canary yellow; falls lilac margined white, with orange beard. **Each 15 cts.; 12 for \$1.50,** postpaid.

Japanese Iris 5387 **GEKKA=NO=NAMI** (*Waves-under-Moonlight—Japanese*). Earliest to bloom; very free. Glistening white with creamy white stigmas. **Each 25 cts.; 12 for \$2.50,** postpaid.

Index

Introduction, 1

VEGETABLES

Asparagus Roots, 32
Beans, Bush, 25
Beans, Bush Lima, 26
Beets, Garden, 12, 13
Cabbage, 2d cover, 38, 39
Cabbage, Chinese, 46
Carrots, 14, 15, 16
Cauliflower, 40
Celery, 41
Collards, 47
Collections, 4, 5, 6, 7, 8, 9, 10
Corn Salad, 47
Corn, Sweet, 28, 29
Cucumbers, 37
Endive, 42
Horse-radish, 32
Hotbeds and Cold-frames, 30
Kale, or Borecole, 47
Kohl-Rabi, 16
Lettuce, 43, 44, 45
Mustard, 48
Onion Sets, 32
Parsley, 48
Parsnips, 17
Peas, 27
Pe-Tsai, 46
Radishes, 21, 22, 23, 24
Root Crops (Collections), 4
Ruta Bagas, 20
Salsify, or Vegetable Oyster, 17

Spinach, 49
Swiss Chard, 49
Turnips, 18, 19
Vegetable Collections, 4, 5, 6
Vegetables under glass, 31

FARM SEEDS

Alfalfa, 61
Barley, 56
Clover, 62, 63
Grasses, 55, 64, 65, 67, 68
Oats, 58, 59
Rape, 66
Rye, 54
Vetch, 66
Wheat, 52, 53

FLOWERS

Achillea, 89
Alyssum, 73, 83
Amaryllis, 97
Ampelopsis, 83
Anchusa, 83
Aquilegia, 83, 89
Arabis Alpina, 83
Asters, Hardy, 89
Bellis, 84
Bleeding Heart, 90
Bocconia, 84, 89
Boltonia, 89
Bulb Collections, 9, 10
Calendula, 73
Callas, 95
Campanula, 84
Candytuft, 74
Carnations, 74, 84
Centaurea, 84
Cerastium, 84
Cheiranthus, 84
Chelone, 84
Coreopsis, 84
Cyclamens, 74
Daisy, Shasta, 84
Delphinium, 85, 90
Dianthus, 85
Dicentra, 90
Digitalis, 85
Echinops, 85
Erigeron, 85
Euphorbia, 90
Forget-me-not, 86
Freesias, 97
Funkia, 90
Gaillardia, 86
Gcum, 86
Grasses (Ornamental), 91
Gypsophila, 86, 91
Helenium, 86
Helianthus, 93
Hemerocallis, 91
Hibiscus, 86, 91
Hollyhocks, 86
Hyacinthus, 98
Hyacinthus Candicans, 92
Incarvillea, 86
Iris, 91, 104
Lathyrus, 87
Lilies, 95
Lily of the Valley, 90
Linaria, 74
Linum, 87
Lobelia, 87

Lupinus, 87
Lychnis, 87
Mignonette, 75
Narcissus, 99, 100, 104, and 3d cover
Pansies, 76
Papaver, 87
Peonies, 96
Perennial Collections, 8
Phlox, 92
Physalis, 87
Platycodon, 87, 92
Plumbago, 92
Polyanthus, 87
Poppies, 77
Primula, 87
Pyrethrum, 88
Rocket, Sweet, 88
Rudbeckia, 88, 93
Saponaria, 88
Scabiosa, 88
Sedum, 93
Shamrock, 88
Stocks, 88
Stokesia, 88
Sweet Peas, Collections, 7
Sweet Peas, Spencers, 78, 79, 80, 81, 82
Sweet William, 88
Tulips, 101, 102, 103, 104, 3d cover
Valerian, 88
Veronica, 88
Wallflower, 88
Yucca, 93

CLARA BUTT

GOLDEN
SPUR

PRIDE OF
HAARLEM

DOUBLE
VON SION

WILLIAM PITT

NARCISSUS
POETICUS

IRIS GERMANICA
DARIUS

JAPANESE IRIS
GEKKA-NO-NAMI
(WAVES UNDER MOONLIGHT)

Burpee's Offering

SEEDS, BULBS AND ROOTS FOR SUMMER AND FALL

MAKE YOUR GARDEN WORK
THREE SEASONS OUT OF FOUR—
SPRING, SUMMER AND FALL



THE SUMMER AND FALL GARDEN