

Historic, Archive Document

Do not assume content reflects current scientific knowledge, policies, or practices.



6227

FIELD'S SEED SENSE

"FOR THE MAN BEHIND THE HOE"

Vol. 6

Shenandoah, Iowa, June, 1918

No. 5

Printed and Published in the Private Printshop of the Henry Field Seed Co., Shenandoah, Iowa

John Henry and the Pigs

One of our customers saw the picture last month of John Henry and the pigs, so he sent the letter shown below, with a pencil sketch showing him feeding the pigs. I reproduce the letter here, picture and all, just as it was written. It certainly tickled the children immensely.

WEENIE WORST.

Don't you think that "Weenieworst" is
A good name for a bad pig?
One who bites and growls and squeals,
Altho she is not very big?
She was the smallest of all our pigs,
So we called her "Weenie" at first,
But she got badder than all of the rest,
And we added to "Weenie" the "worst".
She is only about as big as the oat,
And ought to be still as a mouse,
But from her squeal I guess she thinks
She is bigger than even the house.
If I don't feed her at just the time
She thinks that her meals should come,
She turns loose with her awful squeal,
And my, how she makes things hum.
When she gets out she thinks she's a plow,
And gee, how she throws up the dirt,
And they won't let me give her a ring,
Because they're afraid it will hurt.
Maybe when she grows older she'll see
That she is worse than the rest,
And be 'shamed of her name -- and act so nice
That I'll have to call her "Weeniebest".



Ruth and Georgia Ready for Work

Don't you think Ruth and Georgia look like real country girls now? They really are too. We live in the country in the summer, and moved out this year early in April. We live 4 miles from town and I drive in my car to work at the seedhouse, but I don't work very regular in the summer.

We have a regular farm there and keep some hogs, a couple of cows, a horse and a pony, and have lots of timber, and a creek, and a woodpile and all the rest of it.

The children are getting along fine, and enjoy it all immensely. They can go barefooted and wear overalls, and do just about as they please.

We will stay in the country till November, and the children will go to the country school the fall term, then we will move back to town for the winter.

We have had a great year at the seed house. Sales bigger than ever and taken care of in better shape than we have ever done before. And lots of orders coming yet.

If you need anything for late planting, send along your orders and we will take good care of you.

H. F.



Some Spikes of My Gladiola Collection

GLADIOLAS, Queen of Flowers

I believe if I were limited to just one flower for my own growing, I would choose the gladiola in preference to anything else. It has absolutely no insect enemies and no diseases. It is beautiful either growing or picked. It blooms for three months steady. And best of all, it will grow and bloom in any soil, any weather, and for any one. I have never known anyone to fail with it if they had good bulbs to start with. Another thing, it is a case where you can "have your cake and eat it, too," for besides the beautiful blooms the bulbs increase three-fold, and your supply keeps on increasing from year to year. Most people, when you speak of gladiolas, think of the old-fashioned red and yellow flower common a generation ago, and have no idea of the immense improvement that has taken place in them. Every color of the rainbow is now represented, and in form, and color and size no lily or canna can equal them. Some of mine are 6 inches across and the most wonderful and beautiful coloring imaginable. These bulbs are all of my own growing, guaranteed true to name first quality and sound. All are large, blooming-size bulbs.


We also have bulblets and little "planting stock" bulbs to sell and will be glad to quote you special prices on them by letter. The prices here quoted refer always to blooming size bulbs.

well under the same conditions that would make a good crop of potatoes or cabbage. They like a rich, mellow soil, fairly moist. They cannot stand shade nor wet, soggy ground. They do best planted very early in the season, the earlier the better, and should be planted rather deep, say 4 or 5 inches. A good rule is to place them as deep as four times the diameter of the bulb, and, in fact, this is a good rule with almost any kind of bulbs. In the fall the bulbs should be dug before hard freezing weather, and stored in the cellar, where they will be cool and dry and safe from freezing.

Field's Finest Mixed

40c per doz., 40 for \$1.00, postpaid

Besides the named varieties, which I keep separate, I grow thousands of bulbs in mixture. Many people prefer them this way; they are of endless variety of form and color, hardly any two being alike. They range from dark red to yellow and pure white; every imaginable color. I have bought brag mixtures from everywhere and added to mine until I have a strain that is hard to beat. When they are in bloom I go through and pull out all that do not suit me and throw them away. It carries a large proportion of light and striped, and none at all of the old-fashioned red. The bulbs are all of the large size.



Plant Peonies This Fall

Of course you can plant peonies in the spring if you want to. There is no law against it. But if you really want to have success with peonies, the time to plant them is in the fall, especially in September and October. They are practically certain then to live and bloom and they will be pretty sure to bloom next spring, too, which would not likely be the case if planted next spring.

I don't know of any flower more satisfactory to plant than peonies. They are sure to live and grow they will bloom anywhere and for any one and they live forever, getting better with age. They have no disease and no insect enemies, they are big, beautiful and fragrant. They bloom in time for Memorial day. A single clump of them on the lawn is a beautiful sight and a big bed of them is finer yet.

Just notice the picture above showing mine in bloom at the seed house. Did you ever see anything finer? I have probably the finest collection in the country. They are worth coming hundreds of miles to see. I have the varieties that bloom and bloom every year. I can give you any color you want. If you love peonies

let me fix you out with a start of really good varieties. You will find a long list of them in the catalog and in the last September Seed Sense. Study over the list. Besides I have over 200 kinds not listed there. I can give you any kind you want. Considering what you get for your money there is no flower so cheap as peonies. You can buy them from 20c up, for good plants. Anyone can afford to plant them, get them from some neighbor, but by all means plant some.

I never felt that money spent for flowers was wasted. It is money well spent, for there is nothing that gives so much pleasure and happiness in the world. Some one has said that the peony is the flower for the million and for the millionaire. The millionaire could buy nothing finer and the millions can all afford to buy them. And I guess that's about right.

If you have been promising the wife some flowers to fix up the front yard, now is the time for you to make good, by spending a few dollars for the looks of the place, to say nothing of the pleasure it will give the wife and the girls.

I Grow My Own Peonies

I grow my own peonies right here on the seed house grounds, where I can see them every day. In the spring and summer, I pretty near live with them and I know every variety and almost every plant by heart. I know absolutely that they are true to name, true to color, healthy and vigorous. You need fear no disappointment when you get peonies out of such a garden as mine. If you buy any peonies from me, or if you have bought any in the past and they are untrue to name or fail to live, I will at any time replace them free.

I have over 200 named sorts, the very finest, at from 25c to \$1.00 each. Send along your order.

Special Offer

Double White. Mixture of the best large double white varieties. 20c each, 5 for \$1.00.

Double Pink. A collection of pink sorts ranging from a light shell pink almost to crimson. 20c each, 5 for \$1.00.

Double Red. Various shades of deep red. 20c each, 5 for \$1.00.

Mixed Double. All colors. Hardly any two alike. 20c each, 3 for 50c, 6 for \$1.00, 12 for \$2.00.

Postpaid

These prices include delivery by parcels post, all charges prepaid. Remember this when comparing prices.



Ensilage and Fodder Corn

There is a large and increasing demand not only in the east, but in the central west, for seed corn especially good for ensilage and fodder purposes. It must be corn that will make a creditable showing of grain. It is important too, that it stand up well against the wind, so that it may be easily harvested. Western seed corn is for this reason much preferable to the eastern or southern seed, as it is used to the prairie winds and will stand up well in the face of winds that would blow down any eastern corn. This showed very plainly in my trial grounds, both this year and last, as corn from eastern seed went down badly, while the seed from Iowa and other western states stood perfectly. I sold lots of corn last year to farmers in the eastern states, and this fall I wrote to a number of them asking how it stood up and how it succeeded in general. Almost without exception they replied that it stood far better than any other corn, making a better yield of fodder and grain.

Mammoth White Ensilage—A big, rank growing white corn, somewhat similar to White Elephant, but has been bred up with the idea of making an enormous crop of fodder. It makes big, coarse ears that ripen easily in this latitude. Grows about 12 feet high on good land.

Leaming Ensilage—This is a special type of the Leaming, very popular all over the east for fodder corn. It grows about ten feet high, very leafy, stalks stand up well and can be planted thicker than the big white corn. Ears yellow, solid, fairly early and of good size. Always can be depended upon for a good yield of both fodder and grain.

Fodder Flint Corn—This is the principal corn grown in New England and in fact, all through the extreme northern edge of the Corn Belt. It is hardier than the Dent corn and will

stand more cold and ripen much earlier than any Dent corn.

Early Dent Fodder Corn—An Early Dent corn of medium height, ripening very early. Fine quality.

Evergreen Sweet Fodder Corn—This is very much the same as the regular Stowell's Evergreen Sweet Corn, only not so carefully handled as the garden grade. It is of good germination, a vigorous growthy type and good stuff in every way. It does not grow so large as field corn, but makes sweet fodder and can be planted very thick. It stools out much more than the field corn and the stalks being finer the stock will eat it up, stalks and all.

Early Sweet Fodder Corn—This is smaller than the Evergreen type of corn, but earlier, and is valuable for early feed. Specially valuable in the north, where extreme earliness is desired.

Fodder Cane—Many farmers use fodder cane and Kaffir to mix with corn in silo. We can supply either one in good pure seed.

Kaffir Corn

The great fodder crop of western Kansas and Nebraska, valuable for both fodder and grain. In regions so dry that corn cannot be grown at all, kaffir corn will make a yield of 30 or 40 bushels per acre of seed, equal to corn in feeding qualities, besides a large amount of first-class fodder—better than the best corn fodder and almost equal to cane. This grain is especially valuable for fowls, as it is a convenient size for feeding and seems to be just the right quality. It can be sown broadcast at 75 lbs. per acre, or drilled in like corn, using about 5 or 10 lbs. per acre.

Just Beans

Do you remember the song we used to sing at the old soldiers' reunions? I wasn't an old soldier, but I was generally there just the same as a sort of a boy scout in the Sons of Veterans' camp and, like the rest of small boys, I was always in the thick of everything. But what I started to talk about was the Bean song. As I remember, it run something like this—sung to the tune of "There's a land that is fairer than day":

"There's a spot that the soldiers all love,
And the mess tent's the place that I mean
And the dish that they like to see there,
Is the old fashioned white army beans."


There were about forty verses, more or less, and they used to sing it till you could hear it in the next county.

I guess soldiers haven't changed much since fifty years ago, for I notice that the Army Bean is still the main standby and as popular as ever.

And it's going to take lots of beans this winter, for there are lots of soldiers and mighty few beans to start on. That means we have got to all get busy and grow beans, both for ourselves and the soldiers.

Fortunately they can be grown pretty near anywhere in the country and on any kind of soil and with no extra tools. They can be threshed with a regular thresher, or beat out with a flail or club.

The variety to use is the regular "Navy Bean" (also known as Pea Bean, Field Bean and Army Bean.) They can be planted any time up to July 10th in this latitude, but better about the middle of June. Use 20 lbs. of seed per acre, in rows any convenient width for cultivating. We like corn row width here and plant with a corn drill set extra thick. Cultivate like corn or potatoes. Pull when most of the pods are ripe, stack the vines to dry and then thresh any way handy.



A fair crop is 20 bu. per acre. I have had 40 bu. per acre in a good year. They will make on thin soil, but fairly rich is better. Too rich will make an excess of vine and uneven ripening, but otherwise will do no harm. Get busy and plant all your spare ground to beans. It is profitable and patriotic both and that is a splendid combination.

We have a good supply of seed, Michigan grown, the very finest quality and the genuine variety. See Back Page for Price.

Likes the Prompt Service

"Dear Friend: I just received my seeds yesterday and can say I am surely pleased with your prompt service. My seeds are doing well so far, but this being my first year can't say how they will yield, so will write you again this fall. Wishing you success, I will close.

Yours truly,"

—Miss Othel Streeter, Bliss, Okla.

"A Field Booster"

"I received my seeds from you and I am more than pleased with them. They are fine, all O. K. and all here. I thank you for them. I remain your Field Booster, I can't say too much for your firm. Will you please send me a list of your out of door bulbs this fall as I want to order, and oblige."

—Julia Grim, Chadron, Neb.

"P. S. I thank you for the photos you sent me, I am proud of them"

Nasturtiums With Cucumbers

"Send around a rain maker. Here's one for your Seed Sense. An old aunt of mine claims that 'Nasturtiums planted in the hill with cucumbers hinders the bugs.' It is harmless to try anyway."

—Dr. R. B. Tubbs, Emerson, Iowa.

Good Luck With Seeds

"Dear Sir: I have been getting my seeds from you for two years. Sent with one of your customers. I got \$1.35 worth of seeds this year. I have such good luck with your seeds. I don't buy any place else.

Yours truly,"—Dennis Dayhuff, Freedom, Ind.

Like the Seeds

"Many thanks for promptness in sending seeds, also for extras. Am much pleased with them. Yours for future order,"

—Jennie Hiatt, East Peru, Iowa. Rt. 2

Sudan Grass Instead of Cane

According to the recommendations made by the Kansas Agricultural College, Sudan grass should be largely used this year to replace the area that would ordinarily be seeded to cane or sorghum when it is the intention to use it for forage purposes only. This is because sorghum seed is very high in price, so high, indeed, that it cannot be profitably sown for forage purposes. Of course, it is practicable to sow sorghum in rows and to cultivate it after the manner of corn because in that case ten or fifteen pounds of seed per acre will produce a satisfactory stand.

When Sudan grass is grown for hay or roughage it is ordinarily drilled in rows with a grain drill at the rate of about twenty pounds of seed per acre. Even a less amount than this can be used with reasonable expectations of obtaining satisfactory results. Sometimes Sudan grass is seeded in rows about twenty-two inches apart, and in that case eight pounds per acre will make a heavy tonnage of excellent feed. Of course, the hay will be a little courser than when it is seeded with an ordinary grain drill, but the nature of the hay will be such that it will all be consumed in ordinary practice of live stock feeding.

It goes without saying that Sudan grass should be put on a well-prepared seed bed and those who have in mind seeding an area should get their plowing done just as early as possible, thereby giving an opportunity to disk and harrow the surface from time to time for the purpose of conserving moisture and destroying weeds. Seeding should not be done for a considerable time after the soil is warm enough to plant corn. Ordinarily seeding time will vary all the way from the middle of May till the middle of June. If one is in a position to keep the weeds down there will be a real advantage in getting the soil clean before seeding. It has been demonstrated that if the ground is in good condition Sudan grass will grow so rapidly that even if seeded in rows twenty-two inches apart there will be no need of cultivation, because the crop will very soon shade the ground so that it will remain practically clean.

There is still another plan of putting in this crop and that is to stop up a number of holes in the grain drill and put in the rows anywhere from twenty-four to forty inches apart. It will only require four or five pounds of seed and in this case, of course, the crop ought to be cultivated once or twice. With this method of seeding the stems may grow rather coarse, but as the stems are never very stiff or woody there will be very little waste in feeding the crop.

It has been so dry thus far this spring that it may be expected that meadows will be light and for that reason it is quite worth while for those who will need considerable roughage in addition to their corn fodder to consider the possibilities of using Sudan grass, either seeded thickly or in rows some distance apart, as referred to above.—*Iowa Homestead.*



Time Yet to Sow Sudan Grass

Don't forget that there is plenty of time yet in almost any part of the United States to plant Sudan grass and Feterita. Ordinarily, either one of these will mature a crop in less time than the very earliest varieties of field corn and, you know, we very often plant early varieties of field corn as late as the last part of June.

Feterita is especially valuable for a crop of grain. It makes good fodder, but other crops will probably do as well or better for fodder. For grain, however, Feterita can't be beat. It will yield more than field corn and more than any of the grain sorghums. Sudan grass, on the other hand, is especially valuable for fodder. It makes a fair yield in seed which is of good feeding value, but has never been used as much yet for feed, because it has been more valuable for planting purposes, but the great thing it is planted for is for fodder. It will make more fodder and better fodder than any seed you can plant. It is much finer and juicier than cane, corn or kaffir. It cures easily and is relished by stock of all kinds.

Both Sudan grass and Feterita should be put in thin. Most people are liable to make mistakes in putting them in too thick. You should not use more than three pounds per acre, or at the very outside, five pounds per acre. Three pounds would be better, to try it. Lots of people do not plant over two pounds per acre. Plant in rows, regular corn row width and cultivate just the same as you would corn. Seed should be planted rather shallow and anywhere from two to four inches to the foot of row. We can furnish plenty of seed of Sudan and Feterita and you will find prices on page 16 of this issue. Send along your order.

Sudan grass will make more and better feed than anything you can plant. It has made for us all the way from 7 to 10 tons per acre of cured hay, almost equal to alfalfa, and will do it on any kind of soil. It is cheap, sure, and easily grown. Try it.

Get Ready for Alfalfa

It is a safe guess that at least two-thirds of the alfalfa seed that is sown in the cornbelt is sown in the months of July, August and September, the most of it during the month of August. This is a good time to sow alfalfa. The only thing to remember is to have the ground in first class condition. Most of the failures in growing alfalfa are due to the poor preparation of the soil before the seed is sown. Remember that alfalfa does not catch well on freshly plowed ground. It should be plowed and then worked from two to four weeks, if possible, in order to get the ground settled and in good condition. If possible, you should begin getting the ground ready now, although you can, of course, put the alfalfa in following a crop of wheat or oats, if you will plow the ground just as soon as the grain is off, and work it and get it down in shape.

Remember that we have the very finest alfalfa seed for sale and will be glad to fix you out. Our seed is all sold subject to your own test and approval and subject to the test and approval of any state college or experiment station. We do not handle imported seed nor low grade native seed. We have the finest quality of native American seed. I can ship you seed from Nebraska, Kansas, Dakota, or Montana, whichever you prefer. We will tell you exactly where the seed came from and tell you the truth about it. We will guarantee our seed free from dangerous weeds or adulterations of any kind. The market on alfalfa seed is advancing. These prices are good until July 1st. Send along your orders. See page 16.

Alfalfa Following Oats

I suppose three hundred different people have written me in the last month or six weeks asking about putting in alfalfa on oats ground after the oats have been cut.

Now, it is just possible you can make it work. I have known it to be a success and I have known it about as many times to be a flat failure. It depends some on the soil and more on the season. The trouble is the oats pull the moisture out of the ground pretty fast and the chances are that after the oats are cut the ground will be so dry and hard that it will be a mighty hard proposition to get it worked up into nice shape for sowing alfalfa. You must remember that alfalfa absolutely must have the ground in good condition.

If you really feel that you must put alfalfa in following oats, I would suggest that you follow the binder with a disc and chop the ground up thoroughly by running both ways. Then plow immediately if the ground is in condition so it can be plowed, and disc and harrow it several times again. Then, after about a month disc and harrow at intervals to keep ground loose, weeds killed, and moisture from escaping.

This would throw you to the middle of August, which is a good time to sow alfalfa. If the weather has been good and you have done thorough, careful work, the chances are good for a good stand of alfalfa but I really believe it would be better to put the alfalfa on ground which has not grown a crop this year at all.



Picture Causes "Trouble"

"Dear Sir: Enclosed find order for a few things. I got a lot of seeds from you late in the summer, and still have them, as I decided it was too late to plant them. I expect them to all come up and do well, though, because they are the Henry Field seed. I would have sent before, but my father has been ill and I could not get to it.

Thanking you for courtesy, I remain
Yours truly,"

—(Mrs.) Mattie Cavalier, Ames, Iowa.

"P. S. You caused me a lot of trouble by putting my picture in the Field Sense last fall. I had all kinds of letters from men looking for a husky workwoman, and Christmas cards from them, even. Next time (if there is one) put Mrs. before my name to keep them off. M. C."

Free Sample of Alfalfa

I will send free to any one, a small sample of alfalfa seed for testing. Send it to your experiment station and ask them if it is good; if it has dodder or any other bad weed in it; if it is good, bright, sound seed that will grow.

An eastern experiment station bought seeds from a dozen different seed houses and tested it; they reported that mine was the best and only one they would care to plant for their own use. Small sample, free. Large sample, (several ounces) 10c.

I am willing to have my alfalfa seed put to any test you want—examine it yourself, let your neighbors look it over, send it to your State experiment station if you want to. If the seed isn't right I don't want you to keep it—send it back at my expense. But I think I am safe when I make this offer, for I know the seed is the best that you or I, or anyone else, can buy.

Another Cabbage Worm Cure

I send you a remedy to kill cabbage worms, wood ashes and fine salt, equal parts mixed. Throw a handful in each head. It worked for me all right last year.

—Emerson F. Blatchley, Madison, Conn.

Field's Seed Sense

FOR THE MAN BEHIND THE HOE

Published Monthly by the

HENRY FIELD SEED COMPANY

Field Building, Shenandoah, Iowa

And Printed in Their Own Private Printshop

Henry Field, Editor E. F. Vincent, Mng. Editor

SUBSCRIPTION PRICE 25c per year or 5 years for \$1.00.

Time Yet to Plant Sudan

Here with us we can plant Sudan with good success as late as July 1st, and with fairly good luck as late as July 10th. In fact it will make as quick as millet, will make three times as much feed and far better feed.

The best field I had last year was planted about June 20th on overflow land where the corn had washed out. It would have made two cuttings, but we let it stand and made one cutting of it about Sept. 15th and it looked like about 8 tons to the acre. It was drilled in rows and cultivated, using 4 or 5 lbs. of seed per acre.

As a catch crop it is far more dependable than cane, millet, or kaffir, will make as quick, make more feed, cure easier and keep better. It is the only one that will make two or three cuttings. The others make only one.

The seed will cost you 35c per lb. net, much or little, as long as it lasts. We have a fair supply that we can sell at that price. If it runs out and we have to buy more it may cost more money. Better order quick.

No Issue of Seed Sense for July

Perhaps you remember that last year we skipped the July number of Seed Sense. This year we are going to do the same thing. We are going to skip the July number. There are several reasons for this. For one thing, you are all too busy and hot to do much reading and we are busy invoicing and there are a lot of other things like that and so I think we will just skip the July number and come again in August. Your time will be extended so that you will get the twelve numbers by getting an extra month at the end of your time, so nobody will lose anything.

The Alfalfa Seed Situation

There is going to be an enormous demand for alfalfa seed this summer and fall. I never heard so much talk about sowing alfalfa as there is now. Everybody all over the country is going to sow alfalfa. Of course, you know what this is going to do to the supply of seed. The big demand we are certain to have this summer and fall is going to exceed the supply of good seed.

Tobacco Dust for All Bugs



The best remedy I have ever found for the striped bugs on cucumber, watermelon, muskmelon, squash and other vines is tobacco dust. This is simply a very strong grade of refuse tobacco ground up into a very fine powder like snuff. It is finer than flour and very strong. I don't know whether it kills the bugs or simply drives them away, but it surely does the business somehow. Also a spoonful of it piled around the stem of each plant will prevent borers, which kill the plants later in the season. Price, 20c per lb. postpaid; by freight or express, 10c per lb., \$1.00 for 12 lbs. Special price on large lots.

Buckwheat

If an effort is made to grow buckwheat in the corn belt for grain, we advise planting be delayed until three months before the date of first killing frost of the fall. In the central part of the corn belt, this will mean planting about the middle of July. In some seasons, buckwheat may be planted as late as the first of August and yet mature a crop.

Ordinarily, about three pecks of buckwheat per acre are drilled in, or five pecks broadcasted. The land should be prepared in about the same way as for corn. Buckwheat ordinarily does very well, even on very poor soil, but, like all other crops, appreciates a little manure or fertilizer. The most popular varieties are the Japanese and Silver Hull.

Buckwheat has a mellowing effect on the soil and in the corn belt is more often grown to serve as bee pasture and to plow under as a green manure crop, than for any other reason.—*Wallace's Farmer.*

Prices on Field Seeds for July

There will be no July issue of Seed Sense, so when it comes to buying field seeds in July, especially alfalfa, vetch and such seeds as that, you will have to write in for special quotations. We will print a monthly price list the first of July and send it upon request to anyone who wants it. There will be no July Seed Sense to carry the price list as in the past.

Dig Out the Barberrry

Professor Melheus, of the Iowa Agricultural College, says that all of the common barberrry of the grain belt should be dug out and burned; that it is the home of the black-stem rust fungus, the rust which causes heavy loss in the small grain crops each year. He estimates that in 1916 this black stem rust caused the loss of \$110,000,000 in the wheat crop of Minnesota, the Dakotas and Nebraska, and that even in Iowa the loss amounted to over \$5,000,000. He thinks this rust would be greatly reduced if all of the common or European barberrry should be dug out and burned within the next thirty days.

Rape

Rape furnishes splendid pasture the same year it is seeded. That is all it is good for. The stockman who is short on pasture is the only one who has any use for it. The hogman appreciates rape most. The sheepman also likes rape, but is not quite so enthusiastic, because rape sometimes causes bloat. Rape makes good pasture for cattle, but the cattle injure it by tramping and, unless care is taken, there is a chance of rape causing bloat and also a taint in the milk of dairy cows. For hogs, therefore, rape is splendid, for sheep it is good and for cattle and horses, it is fair.

Sow rape at any time of year, from early spring until the first of August. Begin pasturing it when it is two months old, or fourteen inches high. In buying seed, be sure to get the Dwarf Essex variety. There are several other sorts, with seed just about like the Dwarf Essex, which flower the same year they are grown and are worth not more than half as much. Sow at the rate of four to six pounds per acre. If you are intending to hog or sheep down corn, by all means, broadcast four to five pounds of rape seed per acre at the time of the last cultivation. If you wish to economize in seed you might put the rape in with a single horse wheat drill.

Rape pasture is richer than almost any other pasture, alfalfa and clover not excepted. Some animals do not relish it at first, but generally they soon learn to like it. Rape furnishes the cheapest and best of all the temporary hog and sheep pastures. There should be twice as much rape grown as at present on the stock farms of the corn belt. However, it is only a temporary substitute for alfalfa or clover pastures.—*Wallace's Farmer*.


Rape With Small Grain

It is an excellent plan to seed rape with small grain to serve as hog pasture after the crop is taken off. The objection is the fact that the rape oftentimes grows rank enough to cause bother at time of harvesting. For this reason, it is suggested that the seeding of the rape be delayed until the small grain is two to three inches high, when the rape may be broadcasted and harrowed in. The proper seeding of rape with small grain is two to three pounds per acre.—*Wallace Farmer*.

The Only Onions That Grew

"Dear Sir: Enclosed you will find an order for seeds. This is my first order. Last spring a little girl came to our house with an assortment of Field's seeds. I bought one to help the little girl get her premium and will say I also received a premium when I bought the assortment for every seed grew. What drew my attention most was I planted six rows of onions through my garden and on finishing up my last row I finished with the yellow onions I got in my assortment and to tell the truth they were the only seeds in the six rows that grew. The others did not come at all so this year I am sending this order feeling sure my garden will not be a failure.

Yours truly,—Wm. Henley, Albia, Iowa.



What About Cabbage Worms

I have tried everything from Moral Suasion to Paris Green and from Ice Water to Red Pepper. Sometimes it seemed to do some good and sometimes it didn't. Sometimes when the worms got real bad I would begin doctoring and in a few days they would disappear and I would think I had hit on a sure cure and then I would discover that on the part of the patch I had not doctored the worms had disappeared just the same. Tobacco dust is good. It is not dangerous like Paris Green and seems to drive the worms away. Dry road dust is good, so is strong brine. One customer writes that he makes a weak lye water, 2 teaspoonsfull to a bucket of water. Poultry will eat the worms.

A Cure for Cabbage Worms

We have had several good remedies suggested for cabbage worms. Here is one that has been suggested in a slightly different form by several different people:

"My way for getting rid of cabbage worms is dry air slacked lime just dusting each head lightly. I never have to go over them more than the second time. It is the surest thing I have ever tried and that is all I have used for the last five years."

—Mrs. E. M. Wheeler, Westgate, Iowa.

The Striped Melon Bugs

About the worst pest we have on Musk-melons, Cucumbers and Squashes is the little striped melon bug. I suppose you have had a tussle with him already. Maybe you saved your vines and maybe he got them. It is about an even chance. We have had hundreds of letters lately asking for advice about it.

My advice would be to use Tobacco Dust, lots of it. It is cheap, will not injure the vines in any way and pretty nearly always it will drive the bugs away. It don't seem to kill them, but anyway, they leave. The best way to do is to dust it on when there is dew on the leaves, so it will stick. If there comes a rain and washes the tobacco dust off, put on some more.

You can buy Tobacco Dust from almost any seed house. We can furnish it to you at from 5c to 10c per lb., according to quantity.

Price, 20c per lb. postpaid; by freight or express, 10c per lb., \$1.00 for 12 lbs. Special price on large lots.

Seeds to Plant Now

Your seed planting should not end with the early spring months. If it does, you are going to miss a lot of good things. There is quite a list of vegetables of which successive plantings should be made every ten days or two weeks if you want lots of them and want them at their best.

Take beans for instance. The first planting of green or wax podded beans should be made in this latitude about May 1st and the last about July 15th. If you want string beans at their best and lots of them, you should plant about every two weeks, commencing and ending with the above dates. Right now is a good time to plant the beans from which you expect to get those you intend to can. You can then do your canning in the fall when the weather is not so hot and you will not have to carry them so long a time before you use them. Some say, too, that they will keep better when canned after the hot summer weather is past.

Then, there are beets. My wife always insists that I make a planting of beets for canning during the latter part of June or first of July, and "woe is me!" if I happen to forget. It is "woe" in more ways than one, for if I do forget, I am forced to go without beet pickles and I would about as soon go without canned peaches.

You make the first planting of table beets early in the spring as soon as you can work the soil and the last about July 1st. Plantings should be made about once a month during that time, if you would always have them good and tender. For late planting for canning purposes, Eclipse, Blood Turnip or Crosby's Egyptian are as good as any.

Sweet corn is something that we deprive ourselves of as much or more than anything else from neglect to make successive plantings. Take three varieties, an early, an intermediate and a late, and plant them all May 1st. In three weeks make another planting, using the intermediate and the late varieties. Then, in two weeks make another planting of these two. One more planting can be made of the late one, say in two weeks. Then you will have to drop it, for it would not have time to mature. You can plant a medium early as late as July 1st and White Mexican with reasonable safety as late as July 10th or 15th.

Sweet corn is not good after it begins to harden. By planting something after the plan suggested above you can have good corn every day and the last mess will taste like the first one did. From now on for the balance of this season better plant early and intermediate sorts.

Lettuce can be planted as late as August 1st, especially if you have good soil and can crowd it along. Plantings of lettuce should be made every three or four weeks. Just now you should plant such varieties as Hanson and Iceberg, as they stand the hot, dry weather better than others.

Peas can safely be planted as late as July 1st, but owing to the hot, dry weather it is pretty hard to get as good a yield or as fine a quality as you can from early plantings. If you want to plant now, select such varieties as Dwarf Cham-

pion, Premium Gem and Nott's Excelsior. They are more likely to be able to pull through the hot, dry weather.

Radishes should be planted oftener than any other vegetable I know of, if you want good ones. Plant as often as once a week or ten days and not longer apart than two weeks. The time between the planting depends on the weather and the varieties you are planting.

About July 1st or any time in July or August sow the winter radishes, Chinese Rose Winter, Chinese White Winter and such varieties. Put them away in the cave in the fall just like you do your beets and turnips. *Walt Pitzer.*

Beans Very Profitable

There are many farmers who are looking for some crop which requires very little expense in the beginning and which offers a good opportunity to give substantial net returns. At the present time the famous Bean growing districts of New York and Michigan are rapidly losing ground. The acreage is annually reduced and the yield per acre is constantly smaller, due to the soils becoming "bean sick." Pod spot, rust and blight seem to have affected the soil and are severely handicapping the industry. On the other hand, just when the centers of heavy production are decreasing their output, the demand for beans is rapidly increasing, due to their most excellent value for food for soldiers.

Bean growing should be very profitable for the next few years, especially in sections where the crop has not been grown on the soil often enough to infect it with the diseases which are driving the industry out of the famous bean sections.

The soil for beans is prepared by plowing and thorough harrowing. Little or no fertilizer is used. The crop is usually planted in early June and is harvested when the pods are dry and the seed is still soft enough so that it can be dented with the thumb-nail. The vines may be pulled by hand and thrown in small heaps, or, better yet, a bean harvester will slide a big blade under two rows at once in such a way that the vines of two rows will be cut off and laid together. These can be quickly piled in small heaps with hay forks. After drying a few days the vines are hauled under shelter where they may be threshed.—(Exchange).

Likes Our Prompt Service

"Accept our thanks for prompt answer and shipment of Alfalfa seed ordered this spring and it is up a good stand today.

The little girl also sends her thanks for the nice assortment of flower seeds. She had just asked us to buy her some and those filled the bill as she is quite young, this being only her second flower garden.

Also allow me to say we bought quite heavy of grass seed one year ago because of less price we did not buy of you and we did not get any stand either.

We have dealt with you for the past 15 years and have always got seed that was as represented and grew. Most Respectfully,"

—C. J. Campbell, West Fork, Ark.

Sudan Grass for Milk Cows

To the Editor:—"In the discovery of Sudan grass the bureau of plant and seed introduction of the United States Department of Agriculture, Washington, has made a ten strike. It is a heavy yielder of good to prime hay, a drouth resister and a fine pasture plant that is safe for ruminants.

"Small acreages devoted to grazing last year gave most promising results. Yields of forage high in protein resulted and no cases of bloat such as happens from alfalfa; or poisoning, such as comes with cane and kaffir, have been reported. As it belongs to the cane family, it may be that under exceptional conditions, such as the dry weather of 1913, it may prove unsafe, but reports from the Dodge City Experiment Station, where it was under observation and use during 1913, do not mention any trouble in grazing Sudan grass the past three years.

"Supt. W. M. Kirkpatrick, says concerning this new forage: 'As shown by experiments here, it is perfectly safe to pasture Sudan grass. The experiments conducted by Mr. Turner the last three years have not shown any harm to stock turned on it at different times of the year.'

"The value of the grass for pasture is shown by the fact that six milk cows turned on the grass September 14th and taken off September 22nd, made an average gain of 48 pounds of milk per head during the eight days."—W. E. Blackburn, in Farmer & Stockman.

We Can Furnish Soy Beans

There is going to be a big demand for Soy Beans this year, and the supply is short. There is not going to be half enough of the right sorts to supply the demand.

We have been looking out for this and have been quietly buying up all the good seed stock we could get, mainly in northern Missouri and in Illinois. We have the varieties that are grown and recommended there. Here is what we can supply at present:

Jet (early black, probably same as Peking).

Black Beauty (large, medium late).

Shinto, Hollybrook, Morse, Mongol, Medium Yellow, (all very similar varieties of early or medium early yellow).

These are all the same price, and the same quality, and all are good sorts.

PRICES: For this month I am making a special price of 10c per lb., net, in fair sized lots. We furnish bags, you pay express or freight.

Fat Chickens From Feterita

"H. Field: I want to thank you for getting me started to growing Feterita. I think it is one of the best chicken feeds I ever saw, besides making a heavy grain crop for chicken fodder, it made an abundant crop of the finest fodder for the cows I ever saw. After feeding Feterita I can say that we had the fattest chickens I ever saw. Yours Respectfully,"

—C. O. DeHart, Troy, Kans.

Is College Education Necessary?

Yes, for professional men. No, for plain business. Brains, experience and energy are the three necessities. All men need them to win success. Most big business giants were not college men. They embraced opportunity, not dolls. Charley Schwab was one of Andy Carnegie's cadets. He is the greatest steel man of the age. He says college men think too much of their social obligations; too often they rather two step than study, and that it is difficult for them to concentrate on their work. Edison, the electrical wizard, never attended college. He forgets the clock when working. Henry Clay Frick is another financial giant of the present day who did not have a college education. James J. Hill, one of the greatest railroad men, is another example. Practical experience excels theoretical. Our junior editor took a year's travel around the world in preference to a college education. There are only 350,000 students in colleges at present. There are five hundred millions invested in college, apparatus and libraries. Harvard has 1,200,000 volumes and Yale a million. Colleges do much for science. Brains do more for business.—Frank King, of C. A. King & Co., Toledo, Ohio.

Alfalfa For the Women

If your men folks won't try alfalfa, you girls and women should get a free sample of alfalfa and plant it in the flower garden or vegetable garden. It won't be long till you'll see the men folks picking at it and asking questions about it and beginning to look thoughtful. That will mean that the fever is working and pretty soon they'll have the most pronounced case of "alfalfa fever" you ever saw. Try it. I've seen it worked dozens of times. There's alfalfa in flower gardens all over the country right now.

The Time to Sow Turnip Seed

Turnips are about the cheapest crop you can raise. You only have to use about one pound, or at the most two pounds, of seed per acre; scatter it on the ground and harrow it in and that is the end of it; no cultivating and no bother. They generally make an enormous yield and are mighty good feed either for people or live stock.

We have taken lots of pains to have the very best turnip seed it is possible to grow. It is new crop, high germination and pure strain.

Prices Postpaid	Pkt.	Oz.	¼ lb.
Amber Globe—Yellow fleshed	05c	10c	35c
Cowhorn—Stock turnip	05	10	35
Purple Top Strap Leaf—Stand-			
ard late	05	20	50
Purple Top Globe—Similar,			
but globeshaped	05	20	50
Rutabaga—Purple top	05	20	50
White Globe—Good late variety	05	10	35

Remember, these prices include prepayment of postage. The seed will be delivered to your door postpaid. Write for prices on larger lots.

Says Others Copy Seed Sense

"Dear Sir: Enclosed please find order for seeds. I am growing mostly corn this year, so my order is small. I bought some Prizetaker onion seed from you and raised the biggest and best onions I ever grew.

Field's Daisy muskmelons are the best melons grown.

As my order is for \$2.00, please send me Seed Sense for 1918. I see that other seedsmen are copying your idea and putting out books but none can hold a candle to Seed Sense.

Also as per your offer in the catalog, please send me your free flower seeds. You can depend upon me to speak a good word for you any time.

Thanking you for past favors and hoping you have a good year, I beg to remain,

Your customer,"—Fred Murphy, Lebanon, O.

Pleased With the Seeds

"Dear Henry Field: I have received the seed I sent to you for and they are all perfectly right and everything there, nothing missing, and nothing more than I sent for except the extras and they are fine. They are all just such flowers as I like and I am very much pleased with them and also I am very much pleased with the garden seed. They are all such nice large packages. We like your seed real well. I thank you very much for all the seed you sent me and especially thank you for the extra flower seeds you sent me. I have been telling others about your seeds and will continue to tell others of your seeds. Kind regards to you and your nice family and I wish you all the good things that you can enjoy and also much success. I am as ever, Yours truly,"

—Mrs. Sade A. M. Sutter, Paulina, Iowa.

Likes Our Way of Buying

Dear Sir: I went to Newton today and got the money for the car of corn recently sold to you. I write to thank you for the fair treatment you have accorded me in this transaction. In weighing the corn and the empty wagon again, I tried to be fully fair to you and your acceptance of those weights conveys the impression that there was no objectionable shortage. I am not doing an extensive business, but do enough to know that there are many different grades of honesty among different people, and when I find one who is fair, 100 per cent, it impels me to make known my appreciation to your principle. Hoping this deal has been in every way satisfactory to you and that the corn may yield abundantly for the planter, I am, Yours truly,"

—P. H. Healy.

Seeds Are Superior

"Dear Mr. Field: Your seeds which have been received came in good condition and many of them are making a fine showing in plants. In comparison with others I find they are superior so hereafter my seeds shall come from 'Fields'. Yours truly,"—Gudrun Rovelsad, Elgin, Ill.

Well Pleased With All Seeds

"Friend Field: My order No. 117219, Test No. 8003 received Wednesday, March 27th, express charges \$1.15, also your letter with shipment receipt and blank, order mailed March 28th, 1918. Thank you. I am very well pleased with the Poor but Honest Alfalfa seed and 25c per pound Alfalfa does not look to be any better than this "Poor but Honest." Please let me refer you to my order of last year, No. 8726, test No. 7145, 100 pounds of Alfalfa. Those were a fine lot of seed and I have a fine stand on most of the ground sown with them. I sowed oats with part of it and there I failed. It was not the seeds fault and the ground and season was not the best, but if I had sown it alone, I think I would have been all right. The Timothy and Mammoth Clover did well and I have an excellent stand. The Cyclone seeder is a dandy, also the spray pump is a good one and we use it for many things, fighting the insects, fire, trees, bringing down swarms of bees, etc. Also received your catalog for 1918. I have been trying to interest a brother-in-law of mine in Alfalfa, of Valley Springs, Ark. He has an idea it will not grow there. It is rather dark lime stone soil with a heavy red clay sub-soil too loose for Orchard Grass to stay, but Red Clover and Timothy grow fine most seasons. I said to him, "Send to Henry Field and get Grimm Alfalfa plants and set them out, but he seemed stuck on corn, wheat, oats and sorghum, and that makes me think of the two pounds of Grimm I received from you last year. I sowed 5 rows 20 feet long and it looks well. Those Everbearing strawberries I received from you one year look fine. Wishing you good success, I am your friend,"

—Carter Smith, Bergman, Ark.

Can't Beat Norseman Cabbage

Dear Mr. Field: I am sending you a small order. I will tell you of some of the results of last year. I don't think your Norseman cabbage can be beat. I had lots of heads that weighed 10½ and 11 pounds. I did not have very much cabbage but I sold \$35.00 worth besides what a family of eight would use. I sold 20 heads at one time and none weighed less than 10 pounds. This sounds pretty big but I can prove it by my neighbors. I will send for more seeds later. If it will be of any interest to your customers, I will tell them how I raise cabbage which is the best way I have ever found."

—Mrs. Fred Woodruff, Shambaugh, Ia.

Beans Like Mother Had

"I have just received my bulbs and seed. They are just fine. Will put them out just as soon as I can. The beans, I think, are like Mother had, if so they are just fine. Many thanks for the flower seed, I will do my best with all to make a success, and will speak a good word in favor of your seeds. I have found them all right so far as I have tried."

—Mrs. Jane Tharp, Cora, Mo.

Likes Seed Sense

"Dear Sir: My May copy of System arrived today and almost the first thing I saw therein was the familiar face of Henry Field looking at me from one of the pages. You may be sure I read what your interesting interview had to say.

Our last order of seeds came today, that and the picture in System made me feel that I ought to write you a letter. We receive much benefit from the little Seed Sense, so much in fact that we have taken to making them in books for reference. We punch holes through the backs and bind them together, thus keeping them in a bunch for easy reference. We have never gone to this collection without finding whole gobs of information, useful beyond words. We also use this collection as a sort of circulating library for all our neighbors and friends. We have such confidence in your seeds and your talks on seeds, and other things, that we want to pass them on.

Here's hoping that this year will be the most successful of your deservedly successful career."

—A. E. Wimmer, Woodstock, Ill.

Like Seed Sense

"My Dear Sir: I am certainly glad to get Seed Sense. I couldn't get along without it. My wife and two boys ordered seed from you as well as myself. The boys felt like they wanted to do their bit with a war garden so had the seed come to them. Now listen, I am not kicking on Seed Sense but the other day we received four Seed Senses all in one family. I realize that it costs you extra to send all of them to us hence this. Now you send Seed Sense to me but cancel Sarah Divelbiss, Ivan Divelbiss and Geo. K. Divelbiss for they all come to the same family and send the other three to some poor devil who is making a war garden or any other work. Seed Sense can't be beat. There is more condensed boiled down sense in it than anything for its size I ever saw. Now don't scratch my name off for I have got to have it. Thanking you for all past favors, I am, Yours truly,"

—Sam Divelbiss, Hemple, Mo.

Everbearers Almost Grown

"Friend Field: I thought probably you would like to know how I am doing with the seed and plants which I ordered from you some time ago. You will find me booked under order No. 44713, which you booked Feb. 15, 1918. In this you will find I ordered from you 50 Progressive Everbearing strawberry plants. These plants were not received by me until three weeks ago. They were set out immediately and when they had only been in the ground two weeks, they were blooming and now at three weeks, they have nearly grown berries on them. I notice in the catalog you say they will bear in six weeks from planting and I think mine will do this too. Will let you know the day the first berries are gathered. Hoping you have continued success in the seed business, I am Your friend,"

—Guy H. DeShazo, Maplesville, Ala.

Got a Square Deal

"Dear Sir: I am writing to tell you I received your catalog O. K. and think it is O. K. I have already ordered 4 Dahlias and 1 packet of Shasta Daisy seed. I was staying with my sister-in-law, Mary Rigor, and ordered them in her name. I sent you my name and my sister's, Mrs. Sharon White, for I want to get a book earlier next year. I borrowed Mrs. Claude Keith's book when I ordered. I will sure speak a good word for you every time I can, as long as you treat me as you have. I never dealt with a company that was as prompt in sending things as you are. I must say your goods are exactly as you represent them. If there is anything wrong you are ready to make them all right. The dahlias were fine and sure to grow. You certainly gave me a square deal. I don't care to order anything more this year. I will remember you next year if I should order anything.

Yours truly,"—Eunice Rigor, Brownfield, Ill.

"Strong for Henry"

"Dear Sir: We have been enjoying your seeds all these years and have never so much as said thank you. This thing shall not go on in such a thoughtless, selfish manner, for I am going to put a stop to it. I wish every one could enjoy your seeds. Today I planted more garden and while I was so doing I got to thinking, like people will do when alone and at work. I put the seeds in the ground covering the small ones lightly and that was all. Henry Field has done the rest for me. You are a handy man to have around the place.

—Wishing you a prosperous crop and the best of health, I am, Yours truly,"

—Zella Johnson, Elm Springs, Ark.

Field's Seeds

"From your seeds last year I had over an acre of garden truck. More than enough to last us and some of it spoiling in the cellar now. I planted one-fourth pound of onion seed of yours and put away about 5 bushels from it. Every thing else did as well. I saved most of my seed, so don't think anything if I can't send in a big seed order this year. I canned 72 quarts of green beans, pickled 4 gallons and had enough dry shelled beans to more than last me. I tried hard for a photo of my garden to send you but failed to get it. Your old customer,"—Mrs. C. C. Jenkin, Blairsburg, Ia.

Seeds All Grew

"Dear Sir: We received your Seed Sense and are very glad to get them. We sent for some Redhead tomato seed and Mrs. Mull put 50 seeds in some boxes here in the house and they all came up every one and are doing fine and we also got some of your Danish Summer Ballhead cabbage and she planted about 200 seeds and they all came up fine and are now about 3 inches high. Very truly yours,"

—Hester Benjamin Mull, Benton, Iowa.

Fine Gardens - With Field's Seeds

"Kind Friend: I have been thinking for some time I would write and tell you we had fine gardens ever since we have used your seed. As there isn't but us two old folks we can't use a big lot of seed but just as long as we are able to make garden you may look for our little order. I am ashamed to send such a small order but will just keep on sending as we think we can't make garden without your seed. They are fine. Just wish you could of seen our Pricetaker onions that we grew from one packet of seed which we bought of you and our fine cabbage, beets and melons, well everything was just fine. My seed has just arrived. They are all O. K. and more than I was looking for, so many nice flower seeds. I appreciate your kindness very much. I will close wishing you great success.

Yours very truly,"

—Mrs. Mary Robertson, Fragrant, Ky.

Don't Have to Wait

"Gentlemen: Received my order all O. K. and thank you very much for promptness and also for free gift of flower seeds.

One good thing about your house is a fellow don't have to wait a month to get his order. Your style suits me as you are honest in your statements and I regret that I am not a big customer, but every little bit helps. NO HUMBLED is my motto and I guess it is yours too.

Well I have blowed my horn enough now so I will just say that while looking at Seed Sense I saw your dope on chicken feed so I thought I would order about 2 pounds, and try it. If it is as good as you say, it is all right.

Enclosed you will find my little order.

Yours truly,"—F. P. DeVitt, Pueblo, Colo.

Appreciates Fair Dealings

"Dear Sir: Yours of the 4th inst. containing check to amount of \$122.24 in payment of cane and feretita shipped to you, just received. Please accept my thanks for same. I am sending you by parcel post today the three bags belonging to you. My wife, who is a great lover of flowers, highly appreciates and thanks you for the flower seed sent. Friend Field, I certainly appreciate the privilege of doing business with you. You certainly have always dealt on the square with me.

Yours truly,"

S. H. Lessley, Fair Grove, Mo.

Everbearers Beat Frost

"Dear Friend: All of the Everbearing berries of the early setting were killed by freezing but are now blooming again. They beat any berries I ever saw or heard of. It is foolish to have any other for you can't loose out on account of warm spring forcing blooms and then killed by freezing later, for they keep doing business. Got 300 of you last year and not a plant was killed through the winter and it was far the worst ever known here, 18 and 20 degrees for many days. Yours truly,"

—H. B. Elliott, Baxter Springs, Kans.

Must Have Whipped Somebody

"Comrad Henry: My little order came O. K. and as usual as I ordered and in fine shape. We appreciate your little gift as we always do and we are always willing to do anything we can honestly to help you. I have made you many customers and paid one fine backing your honor and seeds. Had a fine crop last year. Your seeds and plants are more than you have claimed for them. I have planted your seeds for 6 years and expect to as long as I live if they are in the future as they have been in the past. Will write you a special soon about my Everbearing strawberries. Yours truly,"

—Thomas L. Pope, Hartville, Mo.

Renewing Pasture

(From Wallace Farmer)

In answer to your recent article on renewing a blue grass pasture, will say that in 1912 I purchased a farm in Dupage county, Illinois, on which there were about forty-three acres of timbered pasture. After trimming off the limbs of the trees up to about sixteen feet from the ground, I sowed three pounds of alsike clover per acre, in 1914. The clover did not seem to improve the pasture very much the first season but in 1915 and 1916 this pasture carried twice as many cattle as in 1912.

—S. K. Green, Whiteside County, Ill.

Strawberries Fresh and Bright

"We received the plants and vegetable seed all fine. Seems as though the strawberry plants could speak. They are so fresh and bright after their long journey. We will be so happy to say a good word for anyone who tries to treat everyone right as your dealings with us have proved. We have all the thanks this letter can carry for you and once a customer always a customer as far as you are concerned with us."

—Mr. and Mrs. J. S. Russell, Maywood, Ill.

Visited State Fair Booth

"I was at your 'Booth' last fair time, and I got some of your Pansy seed, and a cane also. And this spring you sent me one of your quaint catalogs and I don't know when I enjoyed reading a catalog as I did yours. I just laughed and laughed at your funny way of saying things.

Oh yes, I planted your Pansy seed and many thanks."

—Miss Edith Parker, Des Moines, Ia.

Cabbage Worm Eradicator

"I have been raising cabbage for the last 10 years to make sauer kraut for a sanitarium and I have used but one thing in these 10 years for cabbage worms and that is Air-slacked Lime sprinkled in cabbage, and when it rains, it washes the lime off. It seems to go to the roots and makes the cabbage grow fine.

Well I guess I have imposed upon your good nature long enough and hoping this will do some good, I am yours respectfully,"

—Mrs. Henry Henge, Shannon, Ill.

Refugee Beans Were Loaded

"Dear Mr. Field: I am sending you a small order for seeds. Am a little late but better late than never. We saved a great many seeds last year, and as we only have a small garden lot, we do not need many.

We planted a package of your Refugee beans last year and I never saw anything like them, in the way of bearing. We could not keep them picked fast enough and finally when the hot dry weather came, the leaves dried up and fell off, and the vines seemed dead but when the fall rains came, they began to bear and were loaded with tender delicious pods until frost killed them. Really I think the correct name for them should be Resurrection.

Now if my order is in too late, just send back my money and I will try and do better next year. Yours truly,"

—R. E. Heth, Carnarvon, Iowa.

Danish Ballhead Cabbage

"Dear Sir: I have been thinking about writing to you for a long time but am not much of a hand to write but want to tell you what I think of your seeds. This is my third year to get seeds from your house and have been talking Field's seeds to everybody that wanted seed. I see that you have a good bit on Corn Belt cabbage but if they will beat the Hollander or Danish Ballhead they will have to go some. Last year we mowed the 4th of October and I pulled my cabbage or rather just cut the heads off and put them in a sack and kept them there and I had cabbage until away up in February and they were just as solid as ever, but I haven't any fault to find with any of your seed. This is my second order this spring and I don't suppose it will be the last. Well, wishing you all kind of good luck I remain, Yours truly,"

—Mrs. F. M. Burtcheard, Atlantic, Iowa.

No Seeds Equal to Ours

"Dear Sir: I have just received my seeds. I am well pleased with them. I will recommend your seeds in this country. I have compared your seeds with all others, but find no others that will come up with yours.

Your customer,"

—Tom Jenkins, Springton, W. Va.

Field Corn Was Fine

"On examining the seeds I found them to be nicer than I even expected, especially the field corn, which even the neighbors commented on."

—Jos. Smerechansky, Norwich, Conn.

Likes the Free Flowers

"Friend Field: Yes, there is something wrong about this, for I received a beautiful lot of flower seed that I did not order or look for, but since you made it clear that they are a gift I thank and thank you and again I thank you. I didn't think we could afford flower seed this year, but now we have them free of charge, so of course shall give them a corner in our war garden (the front yard). Sincerely,"

—L. W. Crinkshank, Elgin, Ore. Rt. 1, Box 85.

Redhead a Week the Earliest

"We do want to praise the Redhead Tomato. We planted the Redhead, Earliana and Early June all at the same time in the hotbed and transplanted at the same time along side by side and the Redhead ripened a week or two sooner than the others.

The Redhead has been considered the most reliable and most desirable for this cool climate, but as to quality the Redhead is about as nearly perfect as any tomato we have ever seen. Almost as round as a ball, no hard core, scarcely any depression at stem end, so very smooth and very productive. We think it "Just Right."

We have been so very busy this season that we have neglected sending early, so please rush them as much as possible. Respectfully,"

—Mr. and Mrs. E. R. Headley, Moscow, Ida.

Good Luck With Seeds

"Dear Sir: I received your package containing my seed all O. K. and am very much pleased with them. I have been working around my neighbors to see if I could not get them to order the same way. They don't seem to realize what the different seeds seem to do. I have extra luck with my seed and they get a lot of them that are inferior. Well I can't say much so I thank you for your considering my order and sending it promptly. Obligated,"

—Louis F. Hellmuth, Washington, D. C.

Best Catalog of Its Kind

"Dear Sir: I received your catalog some time ago and think it the best of its kind that has ever come to my notice. It seems to bear such a friendly message to your prospective customers.

Have you any White Marrowfat beans? I do not see any listed in the catalog but would like to get some for planting. Also please send me April price list.

Very truly yours,"

—George Russel, Glenford, N. Y.

"P. S. Expect to send you an order in a week or two."

Fine Trees

"I am not writing this to make complaint at all, but to let you know that my trees and seeds all arrived in due time and in good condition.

They are about the nicest looking trees I ever bought and that has been quite a few in my time and very many thanks for my roses and flower seeds. Very truly yours,"

—Lizzie Harr Smith, Farmington, Iowa.

Field Sells Honest Seed

"I have received the seeds I sent for and am very much pleased with them. I also have received the clover seed I ordered and it is O. K. Thank you for the same. Hoping that you will have a good season. I always tell my neighbors if they want honest seed send to Field and they will be sure to get it.

Yours truly,

—George L. McKinley, Hanover, Ill.

Wholesale Net Prices June 1, 1918



Good to June 30, 1918 (Subject to stock unsold)
 On Clover, Alfalfa and Other Grass and Field Seeds Which Fluctuate in Price
 Address all orders to HENRY FIELD SEED CO., Shenandoah, Iowa

We Want Early Orders—So we have made these prices very low considering present conditions and market. We have based them on what the stuff cost us, not on what it would cost us to replace it. We have got the seed in the house, bought right, and up to June 30th, (if it lasts that long) we will sell at these prices. When it is gone and we have to buy more at higher prices, you will have to pay more, providing you can get the seed at all. Better buy now while the buying is good.

Write for special quotations after June 30, or send your order and I will fill at lowest possible prices. Time Limit. Note that these prices are good only if you do not buy in that time you should write for our new prices. We reserve the right to cancel these prices when stock on hand is unsold.

These prices are f. o. b. Shenandoah, customer to pay the freight. If you want delivered prices we will make a special estimate for you on request.

No extra charge for sacks. All seeds are sold "sacks weighed in." Remember this when comparing prices.

Prices are strictly net, spot cash, and no discount. Safe arrival guaranteed. Clover and alfalfa seed are generally double sacked, and everything is well packed. We guarantee that all seeds will reach you in good order.

Sold on approval. These seeds are priced and sold with the understanding that if not found perfectly satisfactory they may be returned at our expense

Every item is extra fancy grade unless specified otherwise)

Clover and Grass Seed

	Per 100 lbs.	Equals
Clover Seed (60 lbs. per bu.)	100 lbs.	per bu.
Medium or Common Red	\$35.00	\$21.00
Mammoth Red	36.00	21.60
Alsike	30.00	18.00
White or Dutch	60.00	36.00
Sweet Clover (all scarified)		
White Biennial (<i>Melilotus Alba</i>) hulled	30.00	18.00
Yellow Biennial (<i>Melilotus Officinalis</i>) hulled	25.00	15.00
Ask for prices on unhulled, unscarified and annual.		
Alfalfa (all dry and northern grown, hardy)		
Kansas-Nebraska, first grade	23.33	14.00
Kansas-Nebraska poor but honest	16.67	10.00
Dakota grown	25.00	15.00
Montana grown	26.67	16.00
Liscomb, Montana grown	40.00	24.00
Grim, Dakota or Colorado grown	50.00	30.00
Baltic, Dakota grown	50.00	30.00

Timothy and Timothy Mixtures (All 45 lbs. per bu.)		
Timothy, best home grown	10.00	4.50
Timothy-Alsike mixture	12.00	5.40
Timothy-Red clover mixture	15.00	6.75

Blue Grass (all 14 lbs. per bu.)		
Kentucky Blue Grass	30.00	4.20
English Blue Grass	20.00	2.80
Canadian Blue Grass	20.00	2.80

Other Grasses		
Red Top, fancy solid seed	18.00	2.52
" hulled or rough seed	10.00	1.40
Orchard Grass	28.00	3.92
Bermuda Grass	50.00	
English or Perennial Rye Grass	14.00	1.96
Italian Rye Grass	14.00	1.96
Lawn Grass Mixture	30.00	
Permanent Meadow Mixture	14.00	
Lowland Pasture Mixture	14.00	
Woodland Pasture Mixture	14.00	

Forage, Fodder Crops and Grain

Dwarf Essex Rape	15.00	
Sudan Grass	25.00	
Cane or Sorghum (all 50 lbs. per bu.)		
Fodder cane, Amber type	8.00	4.00
Fodder cane, Orange type	8.00	4.00
Syrup Cane		
Orange (Short Orange)	15.00	7.50
Early Amber	15.00	7.50
Early Rose (Amber type)	15.00	7.50
Hog Pasture Mixture (For May, June and July pasture)	7.00	3.50

These are wholesale prices, good for amounts of for amounts of 5 to 10 pounds. Add 5c per pound

One grade only. We quote on one grade only, a high grade. We do not believe in low grades, and do not wish to encourage the use of them. Good seed is the cheapest in the long run.

Reference. First National Bank of Shenandoah, Ia. Free Samples. We will gladly send free samples of any kind of seed quoted here.

Subject to Sale. All prices are subject to stock being unsold on receipt of order.

YOUR MONEY'S WORTH OR YOUR MONEY BACK

It is mutually agreed and understood that any seeds or other goods ordered of us may be returned at any time within ten days after receipt if not satisfactory and money paid for them will be refunded, but we do not and cannot, in any way, warrant the crop, as it is dependent on so many conditions beyond our control. HENRY FIELD SEED CO.

Grain Sorghums (all 56 lbs. per bu.)

	Per 100 lbs.	Equals
Kaffir corn, white, black hull	\$5.36	\$3.00
Milo Maize	5.36	3.00
" " red	5.36	3.00
Feterita	7.14	4.00
Broom corn, Evergreen	10.00	
" " Oklahoma Dwarf	10.00	
Any of above grain sorghums (not postpaid), 1 lb. 15c, 2 lbs. 25c, 5 lbs. 60c, 10 lbs. \$1.00. Add postage if wanted by mail.		
Millet (50 lbs. per bu.)		
German	7.00	3.50
Common or fodder	6.50	3.25
Siberian	7.00	3.50

Vetch (60 lbs. per bu.)		
Sand or winter	22.00	13.20
Spring	12.00	7.20

Field Peas (60 lbs. per bu.)		
Whippoorwill Cow Peas	6.00	3.60
New Era Cow Peas	6.00	3.60
Mixed Cow Peas	6.00	3.60
Canadian or Northern	6.66	4.00

Soy Beans 60 lbs. per bu.)		
Medium Yellow	10.00	6.00
Mongol	10.00	6.00
Hollybrook	10.00	6.00
Extra Early Black	10.00	6.00
Shingto	10.00	6.00
Large Black	10.00	6.00
Morse	10.00	6.00

Small Grain		
Winter Rye		3.00
Buckwheat		3.00

Field Beans (prices for large lots)		
White Navy	18.00	10.80
Great Northern (large white field)	18.00	10.80
Pinto (Colorado brown striped field)	15.00	9.00
Tepary (dry landers)	20.00	12.00
Bunch Blackeye	16.00	9.60

Sweet Corn (50 lbs. per bu.)		
Stowell's Evergreen	20.00	10.00
Fodder (low grade)	10.00	5.00

Field Corn See special price list or ask for special quotations. We will probably issue from time to time a special price list or bulletin showing just what we can supply in seed corn.

10 pounds of a kind, or over. Add 2c per pound for amounts below 5 pounds.