

Historic, Archive Document

Do not assume content reflects current scientific knowledge, policies, or practices.

SEEDS for
SOUTHERN PLANTING

FALL 1918

R & W
QUALITY
SEEDS



XXX MCGEHEE OATS



RUMBLE & WENSEL CO.
SEED SPECIALISTS
NATCHEZ, MISSISSIPPI.

"Food Will Win the War, Produce It"

We have seen the above statement so many times during the last year that it has become too commonplace and we are apt to pass too lightly on its meaning and the importance of its teachings.

At the time this is being written the wholesale grocers of Mississippi have disposed of their entire stocks of Wheat Flour and have promised the Food Administrator that they would not handle more until new crop wheat was on the market. This is teaching the people of Mississippi to realize the meaning of the statement, "Food will win the war, produce it," as they have never realized it before.

At this time the acreage of cotton is reported to be a great deal larger than for some years and the condition is about all that could be expected. This cotton crop will insure us plenty of clothing, but our people nor our boys in the trenches can not eat cotton. We must plant crops that will produce food for ourselves and for our allies. This means the growing of plenty of forage crops to feed to live stock, to make meat as well as plenty of cereals which can be ground into flour, meal, etc.

We know that prices of practically all fall seeds are going to be much higher than ever before, however, our farmers can less afford to do without them this fall than ever before. They have received enormous prices for practically everything they have produced and the chances are ten to one they will receive enormous prices for every crop they put in this fall. Seed stocks are not available in the quantities they used to be and it may be this fall that the farmer who waits until the last minute to order his seed will either have to pay much higher prices than the man who orders early or he may even find that the seed is not on the market.

Another item to be considered is the overloading of all means of transportation. This means more than the usual length of time to get seed after it is shipped, and a few days' delay at the closing of the season may mean a complete crop failure.

MORAL—Order your seed NOW so that you will have them when you need them.

"May the cornucopia of Plenty pour into your coffers the large success due you because of conscientious effort to supply the devotees of agriculture with the thing they need the most—good seed."

General Information and Terms of Sale

How to Send Money

Money can be safely sent by bank check, postoffice order, express money order, registered letter or express. Postage stamp remittances in small amounts are also satisfactory. Customers who have no regular account with us will kindly remit the amount with their orders, or name business references, as customary, before opening new accounts.

(customer paying transportation charges). Natchez is one of the best distributing points in this country, railroads radiating in every direction, giving prompt and efficient service and low freight rates, so that customers can depend on having orders filled promptly and delivered without delay.

Seeds by Mail

Packets, ounces and quarter pounds are mailed at our expense. Larger quantities are quoted throughout this catalog "postpaid" and "by express." "Postpaid" means that we deliver either by mail or express, as you prefer, and prepay all charges. This applies to any postoffice in the United States. "By express or freight" means that the purchaser pays the cost of transportation.

Fluctuation in Prices

Onion sets, grass and clover seeds, seed grain and other field seeds fluctuate in price, depending upon market conditions and supplies. The prices given in this catalog are those ruling at the time it is printed. We shall take pleasure at any time in quoting prices on request, or will fill all orders entrusted to us at as low prices as possible for first-class seeds.

Seeds by Express

Shipment by express is far more satisfactory than parcel post, because of quicker transit and more careful handling. To points beyond the third zone it is cheaper to ship by express than by parcel post.

About Warranting Seeds

While we use great care, both for our own and our customers' interest, to supply and furnish the best seeds that it is possible to obtain, there are so many conditions—weather and other causes—affecting the growth of seeds and the out-turn of crops that it must be distinctly understood that all our seeds are sold under the conditions in regard to non-warranty of seeds, which have been generally adopted by the seed trade and which are as follows:

Lower Freight Rates and Quick Shipment

For large orders shipments by freight are much cheaper than by express. Unless otherwise specified, all prices are f. o. b. Natchez

"We give no warranty, expressed or implied, as to description, quality, productiveness or any other matter of any seeds, bulbs or plants we send out, and will not be in any way responsible for the crop. If the purchaser does not accept the goods on these terms they are at once to be returned."

Sow August to October—Bur Clover, a Fertilizer Saver—Write for Free Bulletin.

INDEX

	Page
Alfalfa	5
Barley	9
Beans	12-13
Beets	13
Brooders	23
Cabbage	13
Cannas	18
Carrots	14
Clover, Red, Crimson, Bur, White, Alsike, Sweet	4-5
Collards	14
Cucumbers	14
Eggplant	15
Evergreens	19
Fruit trees	20
Grass Seed	8
Hedge Plants	19
Incubators	23
Inoculation for Legumes	22
Iris	18
Lespedeza	5

	Page
Lettuce	14-15
Mustard	15
Nursery Stock	17-20
Oats	9-10
Onion Sets	15
Onion Seed	15
Pecans	20
Radish Seed	16
Rose Bushes	17-18
Rye	10
Rape	6
Spinach	16
Seeders	6-7
Shrubs	18-19
Sudan Grass	8
Tools, etc.	7-23
Turnips	16
Vetches	5
Vines	18
Wheat	10



Plan to Plant More This Fall

The National Emergency Food Garden Commission Appeals to You For Help.

Now gardeners of America, comes the call for Fall Planting. To you who were members of that great army of soldiers of the soil the past season the call is a joyous one for your labor was well done. But this year that army must be doubled. Each of you must enlist at least another to produce "Food F. O. B. The Kitchen Door." The joys of work in the soil none know better than you, and so you must bring with you a recruit for this great work of patriotic planting. Your boys are in the trenches and they must be fed. You do not have to be a soldier to shoot; for the home-grown ammunition, making a barricade against General Hunger, is just as important as the aim of the men who direct the firing of the "seventy-fives." The staggering load the god of war demands we carry in the shape of a food problem is best told in the figures that estimate the number of men under arms. That number is forty million. The estimated cost of feeding a soldier has been placed at forty cents a day. Reduced to money that means that the daily food bill of the soldiers of the world now at war is \$16,200,000 a day.

These men have suddenly been withdrawn from the economic schemes of things and have become non-producers. This puts the burden upon each of us to produce more food than ever before. The Kaiser, we are told, has every prisoner able to walk at work tilling the soil. The enemy realizes what the food question means. Are we to sit by and see the boys we have sent to the trenches fail for the lack of food? If they do fail it will be for but one reason—for the American soldier will die fighting, and in the name of Humanity let us not let him die starving.

To the work of the war gardeners year 1917 careful estimates credit food valued at \$350,000,000. The importance of this is best shown in the tremendous food bill of the armies of the world which I have just cited. But there is another great reason for increased war garden production. There has been a tremendous rush to our cities because of the call of war work. Rousing problems confront every municipality as they never have before. City councils and chambers of commerce are taking up means of solution everywhere. On one page we read of suggestions to relieve crowded conditions and on the very next page we read suggestions for enforcing farm labor. Everywhere the farmer is calling for help. There can be but one result of this rush to the cities and that is increased cost of living. Right here the gardener is destined to play a great part in this war. It is for him to produce close to the point of consumption and thereby save not only handling charges but relieve railroads of as much of the transportation burden as possible.

As never before the thought of the people has been turned back to the soil and to the value of land. Mother Earth is kind, as you gardeners know, and she will continue to be kind to us as long as we do not desert her and forget her in this mad rush to the cities in an endeavor to gain war wealth in dollars. Those dollars will avail you nothing without proper food and health, which go hand in hand, and can only be obtained from the soil. The hand of Hunger must never grip this land and it never will as long as the gardener, that soldier of the soil, enlists as he has enlisted in the past to "do his bit" for Liberty and his Country.


CHARLES LATHROP PACK,
President of the Commission.

Washington, D. C.



Clean
Seed

R. & W. Clovers

High
Germination

Field Crimson Clover. The Favorite for Fall Planting

Red Clover

It is very gratifying, indeed, to see the number of fields of Red Clover throughout Louisiana and Mississippi as we ride through on the trains and drive through the country in automobiles. It is also more than pleasing to see fine cattle, hogs and other live stock which are growing seal fat on these fields of Red Clover.

It seems that our farmers are fast learning the benefits to be derived from Red Clover both in the form of feed for live stock and fertilizer for the soil. One good crop of Red Clover on a piece of land will almost double the yield of the crop which follows it. Our sales of Red Clover Seed have showed almost phenomenal increases during the past few years.

One planting of Red Clover lasts for four or five years with us, whereas in the north it is only a two-year crop. It makes its best growth on reasonably fertile land that contains a good supply of lime and that is well drained. Weeds are very detrimental to Red Clover when it is young and every effort should be exerted to reduce these to a minimum before planting Red Clover.

The best time to plant Red Clover in the South is about six or eight weeks before frost. Have your land in good condition, broken long enough for the ground to settle, become compact under the seed bed which should be 1 to 1 1/2 inches deep. Sow the seed broadcast, using 12 to 15 pounds to the acre, drag them in with a harrow and if the ground is very loose follow the harrow with a roller.

Red Clover is often sowed with oats, rye, barley or other small grain crops. This makes a most excellent winter grazing crop for all live stock and especially for hogs. It also makes a mighty fine grade of hay when cut in the spring a few weeks after the stock is taken off.

Use Mulford Culture for inoculating all clover seed.

Plant some Red Clover this fall and plant it early enough to get well rooted before the cold weather comes.

Crimson Clover

Crimson Clover has been a favorite fall crop with our Southern farmers for a good many years, but we are afraid that some of our friends practiced a little false economy last year and did not plant as much Crimson Clover as they should have done on account of the price being considerably higher than in former years. We must all realize that the dollar buys only half as much of anything now as it used to and that Crimson Clover which used to sell for 10 to 15 cents per pound is NOT HIGH now at 20 to 25 cents per pound.

There was a field of Crimson Clover near Natchez last season that was so fine and so beautiful that a great many of the city folks used to drive out to look at it. This field had been grazed all winter with hogs and cattle and soon after our city folks were

looking at this field and admiring it, the owner was bringing some of the finest hogs to the packing plant that he had ever raised and a few weeks later he was getting a heavy and most valuable crop of seed from this field. But that was not all, he planted corn on this land and made more corn than it had ever produced before. We cannot too strongly urge our farmers to plant Crimson Clover. It will conserve soil fertility, furnish winter grazing and furnish a wonderful amount of humus when turned under in the spring.

The land should be prepared for Crimson Clover as for Red Clover and it should be sowed at the same time, using about 15 pounds to the acre. Although it may be planted in almost any of the cultivated crops, it is estimated that half of the Crimson Clover is planted in corn middles at the last working or soon after. In this immediate section the larger part of the Crimson Clover is planted in cotton middles a few weeks before frost. The middles must be kept clean so that the clover seed will have a good seed bed and the planting should follow the pickers so that no open cotton will be knocked out.

Use Mulford Culture for inoculating Crimson Clover Seed.

Plant Crimson Clover this fall and insure a good winter pasture and a big corn crop next year.

Burr Clover

It is astonishing how long it took the farmers of the south to learn the value of Burr Clover as a winter growing leguminous pasture crop. Fact is a great many of the sheep raisers used to fight it because it got in the wool. Now, everybody that raises live stock in the south is getting wise to the benefits to be obtained from this once despised little plant.

The south seems to be the native home of Burr Clover; at any rate, it makes itself very much at home almost anywhere in the south that it is given a half of a chance. It is a very hardy plant and will take care of itself if it once gets started. Burr Clover and Bermuda Grass make a combination that is hard to beat for an all-the-year-round pasture. Lespedeza and White Clover added makes them a little better.

Burr Clover can be scattered over Bermuda Grass pastures during the summer and early fall months and by the time the fall rains come the stock grazing the Bermuda will have worked the seed into the ground so that they will germinate and grow right off.

We think so much of this once despised little plant that we have written a special folder—almost a booklet on it—and we are anxious for every farmer in the south to have a copy of this. Of course, we have the seed to sell and want you to buy them from us, but no matter who you buy your seed from, this little folder will very likely tell you something that you did not know already and prove a help to you. If it does, then we are fully paid for the one-cent stamp which it costs to mail it to you.

Get our Burr Clover folder and plant some Burr Clover this fall for your sake, for our sake, for your live stock's sake and for the land's sake, It's a soil builder and a money maker.

Alsike Clover


Alsike Clover is getting to be a mighty well liked plant with the stock raisers in Louisiana and Mississippi, especially on the lowlands where Red Clover will not do well on account of the acid condition of the soil. We sold some of this seed to a planter in East Carroll Parish, Louisiana, two years ago and we would like to tell the story of how much hay he made to the acre on Coco Grass land, but it was so much that it would sound too much like a fish story and we won't repeat it. Anyway, if you have some low, wet, acid soils that Red Clover will not thrive on, our suggestion is plant Alsike. Stock really like Alsike better than they do Red Clover and it is richer in feed value, pound for pound, than Red Clover, but it will not produce as much tonnage to the acre as Red Clover. It should not be fed alone for any great length of time to horses and mules as it will sometimes make sores on them.

The seed is much smaller than Red Clover seed, therefore it does not require as much to sow an acre, about 8 pounds. It is really better to plant some other crop with Alsike, because the stems are small, and unless they have something to help support them, they will fall down. Prepare your land and plant just like you would Red Clover, but use less seed to the acre. You will find Alsike a mighty hardy plant and we believe you will like it because it will put flesh on your stock and money in your pocket. Inoculate with Mulford Culture.

Plant some Alsike Clover on your low lands this fall. It will help you to make more money by producing more meat.

For Best Crops Plant Only Best Seed.—IT PAYS.

Baling Bumper Crop of R. & W. Alfalfa



White Clover

White clover is a perennial plant which should be planted in combination with other pasture crops for the south and should be in every lawn grass mixture. It is found in almost every part of the country, but like Alsike Clover, it likes low, moist soils best. Sow from September to March, using six to eight pounds to the acre where sowed alone or less in combination with other seeds. It will not only furnish lots of grazing, but will beautify your property and help fertilize your land.

Use Mulford Culture for inoculation.

"We have had the pleasure of doing business with your esteemed firm for a period of many years and the relationship has always been of most pleasant character."

Alfalfa

Nobody knows what they can do until they try. A few years ago the farmers in the delta sections of Louisiana and Mississippi would have all told you that they could not grow Alfalfa. A great many will tell you that now, however, there are thousands and thousands of acres of the finest Alfalfa that the writer has ever seen, right in these sections. And, by the way, I have seen some Alfalfa fields. I used to work for Col. R. E. Smith, familiarly known as the "Alfalfa King." He had fields of 1,500 to 2,000 acres of Alfalfa in one body. I was making a trip through East Carroll Parish, Louisiana, several days ago and saw a field of Alfalfa that was nearly waist high and as pretty as ever grew. This was on very ordinary looking land. This field was planted last fall with some of our Alfalfa seed. The ground was in fine shape and that Alfalfa has been doing some growing. It just did me good to see such a crop on that land. But, when we think of how much more Alfalfa could be grown in the south than is grown, and how much of this \$35.00 to \$40.00 hay has been shipped in from the west during the last year, it doesn't make us feel like our farmers are always making the best of their opportunities.

There is nothing so mysterious about growing Alfalfa. If your soil is well drained, fairly fertile and the seed bed is properly prepared you will be surprised to see how fast this plant will grow. Have your land broken long enough before seeding time for the ground to resettle and recompact. Keep the surface for an inch or an inch and a half deep well pulverized with the harrow so that when the seed is planted it will reach the moisture and germinate promptly. The tap root will reach this firm soil and come in contact with the plant foods which are in solution and the plant grows right on off. If, however, your land has just recently been broken and you smooth off the surface and plant your seed, the tap root does not find anchorage and does not come in direct contact with the soil moisture. No matter how much plant food there may be in this kind of land the young plants will starve to death if they do not come in contact with it.

After your land has been prepared as suggested above, sow about 20 pounds of good seed to the acre, broadcast, preferably with a wheelbarrow seeder, drag this in with a tree top or section harrow with the teeth set very shallow and if a roller is convenient it is a good idea to follow with it. Alfalfa will not do well in acid soils, so if your soil is acid apply lime enough to correct this.

Use Mulford Culture for inoculating Alfalfa seed.

Don't send to Oklahoma or Colorado for Alfalfa Hay that can be grown at home.

Melilotus (Sweet Clover)

It has been only a few years since the farmers of the Middle West and of the South, too, for that matter, were fighting Melilotus like it was a noxious weed. These self same farmers are now encouraging it all they possibly can. They have learned what a valuable forage plant it is.

There are several varieties of Melilotus, but the most valuable one is the Melilotus Alba or white blooming Sweet Clover. It is called "Sweet Clover" on account of the pleasant odor. When young, Melilotus looks very much like Alfalfa and is often mistaken for it. Melilotus is used for green manuring, to prevent washing along hillsides, for a honey crop and for forage. Stock, as a rule, do not like it to begin with, but soon cultivate a taste for it. It is a great soil builder and renovator and will grow on land that is entirely too thin for Alfalfa. It likes a lime soil and as the same bacteria that grows on Alfalfa grows on Melilotus also, it is often grown ahead of Alfalfa to inoculate for it. Sow any time from April until the middle of October, using about 20 pounds of unhulled seed or 15 pounds of re-cleaned seed to the acre. It makes a very good hay when cut while young. It does not bloom the first year, but the second year it reseeds itself and dies down.

Use Mulford Culture for inoculation.

If you have a lime soil plant Melilotus, make money and prosper.

"We do not know of any firm that we would rather do business with than Rumble & Wensel of Natchez, Miss."

Hairy Vetch

Hairy Vetch is very much at home in the South and has been a favorite for a number of years. It grows during the winter months when the land would ordinarily be idle and the soil fertility leaching away and washing out. It may be sown in Bermuda Grass sod during the early fall months to furnish winter grazing or it may be sown with winter rye, barley, wheat or oats. When sown with the small grains in the fall to furnish a support, it may be cut for hay in the spring and the combination makes a most excellent feed. Being a legume it gathers the free nitrogen from the air and stores it in the soil for the next crop. For best results seed should be inoculated with Mulford's Culture to insure an ample supply of the necessary nitrogen gathering bacteria.

The bulk of the Vetch seed used to come from Russia, but from last accounts the Russians were not taking time to gather vetch seed as the "Peaceful Germans" were taking charge of the Russian territory. There is some seed saved in the South and some in the far West, but there is nothing like enough to supply the usual demand, hence, like everything else, it is selling for more money than before the war.

Sow Hairy Vetch in the fall months when the season is right. Use thirty pounds to the acre when planted with grain or fifty pounds when planted alone. When once started it reseeds itself every year. Cover the seed just deep enough to come in contact with the soil moisture. It will not come through much soil.

Use Mulford Culture for Vetch.

Plant some Hairy Vetch to enrich yourself and your soil.

Lespedeza

We have been saying so much about the other clovers that it would seem we have not left anything for Lespedeza, but Lespedeza is a summer plant and one of the hardest summer plants that ever took root in the South. It is also one of the most important leguminous forage plants that ever took root in the South. It grows on old worn-out pastures and neglected fields, builds them up and makes them profitable. It is fine for sowing on hillsides to prevent washing, and all kinds of live stock, with possibly the exception of hogs, are very fond of it, and Lespedeza hay is almost equal to Alfalfa in feeding value.

As we have said, Alfalfa has its place in the South, Red Clover is a favorite with some, Crimson Clover and Alsike Clover all have

(Continued on next page.)

Lespedeza—Continued



their admirers and their places and they really ought to be grown more than they are, but the one best bet for a hay and a pasture crop in all sections of the South and the southern half of the Central States is Lespedeza.

It is an annual and reseeds itself every year. Sow in the spring after the ground warms up a little. Scarify the surface with a harrow or disc and plant about 25 pounds (1 bushel) to the acre. Use the very best re-cleaned seed, of course; you can always get this kind from the old reliable R. & W. Co. We recommend our No. 3 double hopper wheelbarrow seeder for sowing Lespedeza. It gives an even distribution, is very fast and lasts a life time. Roll the field or cover lightly with harrow. Lespedeza, Bermuda Grass and Burr Clover mixed make the best pasture that ever grew in the South.

Lespedeza is very valuable for sowing with oats or other small grain. Plant the grain in the fall and then sow the Lespedeza right in the grain in the spring. The seed will reach the soil, germinate and when the grain is harvested the Lespedeza is already up and growing and will soon be ready for a hay crop or can be grazed.

Our Mr. Wensel has written a booklet on Lespedeza that is chock full of information about Lespedeza. Every farmer in the South should read this booklet. Of course, it is too early to have anything to say about prices on Lespedeza when this catalogue is mailed, but we will have them in ample time for spring planting.

Get our booklet of Lespedeza and remember that we are headquarters for the best Lespedeza seed.

Dwarf Essex Rape

Dwarf Essex Rape is one of the most valuable forage plants, its many uses being fully considered, that has ever been introduced in the South. It is an annual, bearing close resemblance in leaf and stalk to the rutabaga, but both leaves and stalks are more numerous in the rape plant, and it has a taller growth. It is a pasture plant which may be eaten by any kind of live stock, but it is pre-eminently fitted to furnish pasture for cattle, sheep and swine. Rape is one of the finest pasture crops you can plant for a quick crop. While it contains more water than some of the other plants, the dry matters of rape is worth more as feed, pound for pound, than that of alfalfa, clover or vetches. This is because rape is very high in protein (muscle, flesh and blood builders) and in ash (which makes the bone). Thus, when rape is pastured by hogs which are being fattened on corn, it balances the ration, and little additional feed, such as skim milk, etc., is required.

For rape put your land in good condition by plowing and harrowing down fine. Plant any time during late summer, fall or winter. If sown broadcast use 8 to 10 pounds of seed per acre. If in drills like turnip or rutabaga, 3 to 4 pounds is sufficient. If broadcasted cover the seed by a light harrowing. If there is a showery season rape can be planted between the corn rows at the last working.

Rape is quite hardy and will stand practically unharmed any usual cold anywhere in the Cotton Belt and lower Gulf Coast section.

Rape can never become a pest, as it belongs to the same general family as the turnip and rutabaga, and when planted under favorable conditions of soil and season, it makes an immense crop of green forage, juicy and succulent, and often at a time of year when little green feed is available.

If you have hogs or poultry to feed through the winter you can't afford to be without a rape patch. Once you have one, you will never be without one in the future.

We know of no crop plantable at the time of year suitable for rape that will bring you in so great a return for so little expenditure of time and money for seed.

It is estimated that there is in Georgia alone more than a million more hogs than two years ago. Other Southern States have also made great strides in hog growing during the last two years. Every one of these hogs need rape pasture during this fall and winter.

Every poultry raiser needs at least a small patch of rape to furnish green feed during late fall, winter and early spring.

Plant Rape for:

**Cattle
Sheep
Hogs
Poultry**



One Plant Dwarf Essex Rape

R & W Wheelbarrow Seeder

Wheelbarrow Grass Seeders have won for themselves first place among all kinds of grass seeders. They have demonstrated that they are the most accurate and economical machine for sowing clover, timothy, alfalfa and other small seeds broadcast. **Run easily and sow evenly in windy weather.**

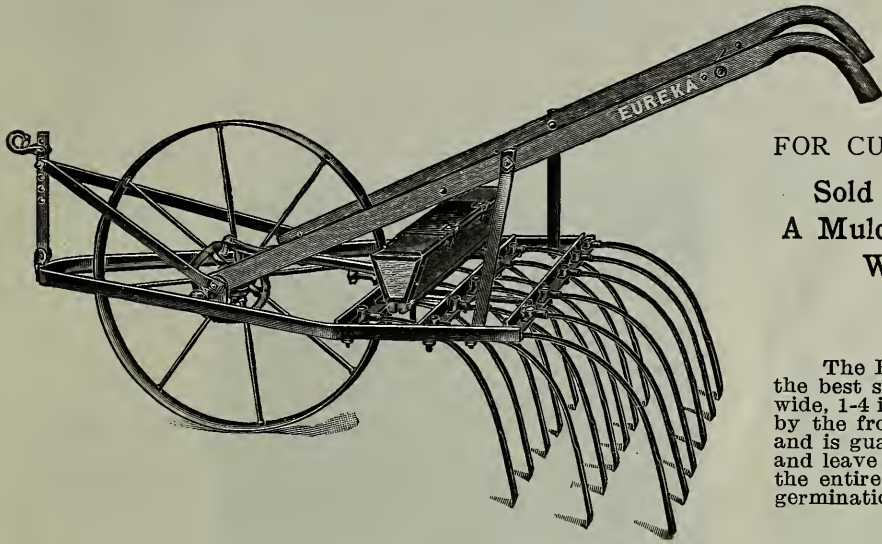
No. 12 Double Hopper Seeder sows all small seed like clover, timothy, alfalfa, turnip and rape; also chaffy seeds like red top, orchard grass and clean blue grass. Hopper 14 feet long. **Price, \$10.00, express prepaid.**

No. 3 Extra Deep Hopper, made especially for sowing Lespedeza seed, and sows all the seeds mentioned above just the same as the No. 12. It is also had in 14-ft. hopper only. **Price, \$11.00, express prepaid.**



R. & W. Wheelbarrow Seeder

Eureka Three Foot Mulcher and Seeder



For One Horse

FOR CULTIVATING AND SEEDING BETWEEN ROWS

Sold With or Without Grass or Grain Seeder
A Mulcher Smoothing Harrow Surface Cultivator
Weeder Seed Sower Seed Coverer

Teeth Cover and Level

The Eureka has seventeen flat teeth, which are unquestionably the best style obtainable for the purpose used. They are 1-2 inch wide, 1-4 inch thick and 21 inches long with triangle points as shown by the front and rear views. Each tooth is tested for hard usage and is guaranteed. The teeth cover the seed to any depth desired and leave the field level. There are no ridges or wheel marks, and the entire surface is covered in the best manner to assure prompt germination of the seed.

Wind Does Not Interfere

The Seeder boxes are only 14 inches from the ground, and an even distribution is secured. The Eureka is frequently used in the early spring to sow grass seed on oats, wheat, etc. Eureka Two-Horse Seeders are recommended for this purpose unless the acreage is very small. They are also used for re-seeding old meadows with excellent results.

Easily Operated

The Eureka 3-foot Seeder weighs 100 lbs. and is easily handled. The wheel is 26-inch diameter, with 2-inch tire and assists in guiding, which is important when working close to plants. All material is steel or malleable iron, excepting the handles. There are no complicated parts to require frequent adjusting or replacement.

Mulcher and Cultivator

If desired the Eureka will be supplied without the Seeder attachments. As a cultivator, weeder or mulcher it is an ideal tool. It can be run through many crops without injury to plants. Any of the teeth can be removed if desired. The teeth will work close to small plants without covering them.

Results

A customer, who has had five years' experience with Eureka Seeders, wrote us: "The Eureka will cover clover seed better than any other tool. Drilling it gets it down too deep, scattering on top leaves it exposed to the elements, and putting it in with a harrow puts it in unevenly and too deep. The Eureka strikes the happy medium and is an ideal tool for seeding and covering. Our State Experiment Stations have purchased four Eureka Seeders. They are used on experimental plots, where the seeding must be very accurate."

Seeding Between Rows

The practice of seeding cover crops between rows of corn, cotton and other crops is being quite generally adopted in many states. The value of same has been realized for some time, but the expense of seeding and covering the seed has been considerable because the methods used required repeated trips across the fields. The Eureka Three-Foot Seeder overcomes this objection. Crimson Clover is one of the most valuable cover crops that can be sown between corn rows, and is usually sown at the last cultivation of the corn. Timothy, oats, wheat, rye, barley, turnip and buckwheat are also frequently sown between rows of various crops. Eureka Seeder will properly distribute all of these by the use of the two hoppers described below.

The Distributor

The seed is sown broadcast in uniform quantities. The distributing mechanism is made of steel and malleable iron, being exactly the same parts used on Eureka Seeders of large sizes for a number of years. It is positive in action and will not injure the seed. Many of these distributors have been used on the Eureka Two Horse Seeders for six or more years without requiring any repairs. Adjustments for seeding various quantities are easily made.

Grass and Grain Attachments

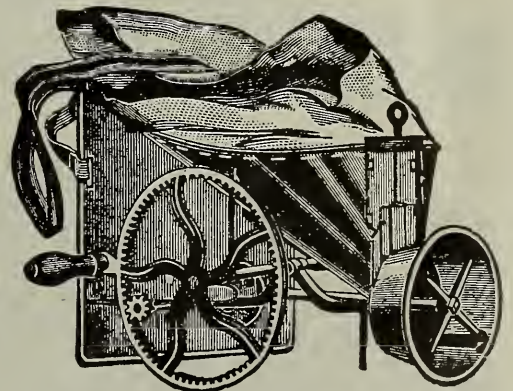
These attachments are separate hoppers, which can be quickly attached to the Mulcher at any time. The Grass Box will sow from a small quantity up to twenty quarts per acre of clover, timothy, alfalfa, alsike, millet, flax, turnip, rape, and similar seeds. The Grain Box sows from a few quarts to sixteen pecks per acre of oats, wheat, rye, barley, buckwheat, etc. Many farmers in various parts of the world use the Eureka Seeder in larger sizes to sow 100 acres or more each season and recommend it.

Write for Prices.

Cahoon Broadcast Seed Sower

For Sowing Seed Grain, Clover Seed, Etc.

The best seeder manufactured, and sows all kinds of grain, clover seed, etc., rapidly and evenly. A person entirely unused to seeding can, by following the simple directions sent with machine, sow from four to six acres an hour at a common walking gait. It sows uniformly and saves four-fifths in labor by its use. Every farmer should have one of these sowers. Circulars giving full information and directions for use mailed on application. Price, \$3.50.



Cyclone Seed Sower

A Very Popular Seeder and Very Extensively Sold.

This sower is guaranteed to distribute seed perfectly even, and will not throw seed in an upward direction or against the operator, but direct and evenly to the land. Sows clover, timothy, red top

or herds grass, alfalfa, oats, rye, wheat, millet, buckwheat, turnip and other varieties of farm seeds. It also distributes bone dust, land plaster and fertilizer to advantage. Clover seed is sown a width of 18 feet; timothy, 15 feet; alfalfa, 20 feet; wheat, 25 feet; millet, 18 feet; oats, 18 feet. Thus it will be seen that one operator can sow from forty to sixty acres per day, according to the kind of seed. Price, \$1.75 each.

Plant Grass for Hay and Pasture

The South has so many native grasses that for a long time the domesticated grasses of more importance were neglected. From the enormous increase in our sales on grass seed we feel sure that more time and attention is being given grasses. We list below a few of the most popular grasses, but as we are continuously adding to our stocks we would advise you to write us in regard to any grass not listed.

Sudan Grass

The heaviest yielding, most drouth-resisting hay grass ever introduced into the South.

Sudan Grass combines all of the good features of Johnson Grass and has none of the objections. While in outward appearance Sudan Grass very much resembles Johnson Grass, it has more leaves, a finer and sweeter stem, and an entirely different root system, which is much like that of millet, hence the grass comes from seed only and **does not become a pest.**

Sudan Grass is sown in the spring as soon as danger of frost is past, either broadcast, in drills, or in rows so that it can be cultivated. If in rows 2 1-2 feet apart about 3 1-2 pounds of seed to the acre will be required; if in drills, 6 to 8 pounds; and if broadcast, 10 to 15 pounds. It stools readily and often from 80 to 100 stems may be found coming from one seed. As a drouth resister it has no equal and may be depended upon when all other grasses succumb to the dry weather. It may be mowed or cut with a binder. The latter method is preferred as Sudan Grass cures admirably well in shocks. Write for prices.

English or Perennial Rye Grass

Perennial Rye or English Rye Grass is very similar to Italian Rye. Grows off a little slower, but has the advantage of lasting for years. Makes very heavy, leafy growth, very fine for either pasture or hay. Sow two to three bushels per acre, September to December. Write for prices.

Red Top or Herd's Grass

Hay and pasture grass. Succeeds on most kinds of soil, but does best in heavy or low, moist, stiff soils. Extra fancy clean seed of best grade. Write for prices.

Rescue Grass

Rescue is one of our most valuable winter pasture grasses. It comes soon after the first fall rains and grows through the winter, reseeds itself and dies down in April or May. It does not come out from the roots and never becomes a pest. Sow in fall and cover lightly. Sixteen to eighteen pounds of seed per acre is sufficient. **Price, lb., by mail, postpaid, 25c; 10 lbs., by freight or express, \$1.50; 100 lbs., \$12.50.**

Bermuda Grass

This most wonderful and valuable grass is too well known to need description from us. Sow four to five pounds per acre on well-prepared soil from April to June. **Price, lb., by mail, postpaid, \$1.00.** Write for special prices on large quantities.

Brome Grass (Bromus Inermis)

A very popular grass for pasture and for hay. Grows in every section of the United States. No season is too hot nor too cold for it, and no soil is too wet nor too dry for it. Sow in spring fifteen to twenty pounds per acre. Is a quick grower and forms a permanent sod, but does not become a pest.

Orchard Grass

The most widely grown grass in the world, and no other grass so easily adapts itself to widely different soils and climates. One of the most reliable grasses for both pasture and hay. Not advised for sandy lands, but good on all clay lands that are not too wet. Any clay or loam that will make a fair crop of oats will grow orchard grass successfully. Starts growth very early in spring and stays green well into winter. A quick grower and relished by all kinds of stock, especially when young. As a hay crop it is easily cured. Grows well in open ground or in forest pastures that have been cleared of underbrush. With proper care it is long-lived. Sow seed at rate of three bushels per acre, October and November being the best fall months. **Pound, postpaid, 40c.** When ready to buy write for quantity prices. **Present price, highest grade seed, bushel (14 lbs.) about \$3.00.**

Italian Rye Grass

An annual grass, very valuable for fall planting only. In the South it comes quickly, completes its growth during spring and early



Plant
Sudan
Grass
The
Great
Drouth
Resister

summer. So rapid is its growth that several cuttings of hay can be made in one season.

It is also very valuable for use in Bermuda and other lawns during the winter. After frost has killed the top of the Bermuda burn it off, sow Italian Rye Grass on it liberally and scratch it in lightly with a rake. It will spring up quickly, make a green lawn during the winter, while the Bermuda is dormant. Sow at rate of three bushels per acre.

Johnson Grass

Johnson Grass is fast becoming an important hay grass in the South. While we would not advise the introduction of Johnson Grass into sections not infested, often there is just enough Johnson Grass on a piece of land to cause a great deal of trouble with any other crop and yet not enough for a profitable hay crop. We would advise planting a liberal quantity of Johnson Grass seed on such land in order to make a finer stem and better quality of hay, and at the same time greatly increase the quantity. Sow twenty-five to thirty pounds, March to May. We have some extra nice cleaned Johnson Grass seed and will be glad to mail samples on request. This seed not carried in our stock, but shipped direct from growers. Prices on application.

Lawn Grass Seed

Your outdoor carpet should be of an even colored grass that grows so close that weeds cannot get through. Think of your lawn as a number of plants, not "just grass." These lawn plants ask what other plants require: good drainage, a soil of a fit quality, the addition of lime where soil is sour, deep preparation by spading or plowing, the addition of fertilizers before planting and from time to time afterwards as the plants continue to feed, and good seed. Where manure is used at any time it should be thoroughly decomposed and free from weed seed, and a complete fertilizer at the rate of 500 pounds to the acre is advantageous.

Seeding had best be done in the spring or fall. Be careful to have the entire surface as near alike as possible that the grass may be even in its growth and finish by using a fine rake and a heavy roller. Seed heavily. Use seventy-five pounds of the best lawn mixture to the acre, or one pound to three hundred square feet. Sow the seed carefully on a calm, dry day and rake lightly.

Cut the lawn frequently, setting the machine to cut as high as possible, and as weeds grow where the grass seed is not sown weeds will grow in your lawn and some of them it may be necessary to dig out with a knife.

In very hot, dry weather a thorough wetting should be given about once a week, a little water on a dry surface doing more harm than good.

Each spring after the winter heaving of the lawn by frost is over the lawn should be re-rolled while the soil is wet.

CARPET GRASS

Grows splendidly on any sandy soil in the South. Good for lawns and pasture purposes along the Gulf Coast on either sandy or clay soils. Near the Gulf stays green the year round. Stools out heavily from one parent stalk and spreads rapidly. Foliage or blades are wide and when well set forms a thick green carpet that is not uprooted by any amount of grazing. Its habit of growth is similar to Bermuda. Sow 7 to 10 pounds per acre broadcast.

Small Grain Crops

It used to be a very unusual sight to see a grain binder in the South. In fact, it has been only a few years since the writer's brother bought his first binder and one of his neighbors asked him if the "big wheel was to fan the driver." We did not know what fine crops of grain our lands would produce until we were almost forced into growing them.

Now it is no uncommon sight to see three and four binders on one plantation. Many of our farmers are making yields of Wheat, Oats, Rye and Barley that would make the farmer of the Middle West sit up and take notice. One of our customers who used to buy feed that was shipped in here called on us the other day to know if we could handle 1,000 bushels of Oats grown from the seed which we sold him. Said that he would have about that many more than enough to make his next crop and save plenty for seed.

A Kentucky farmer came to Mississippi a few years ago. Having grown Barley in Kentucky he knew something of its value as a grazing crop, so he bought the seed from us and planted about forty acres. After grazing the barley all winter it looked so thrifty in the spring that he took his stock off and let it head out. He made about 25 bushels to the acre. We bought his entire crop.

In 1915 Natchez shipped the first car of new wheat that reached the St. Louis market. It brought a premium and the Cole Milling Company had it made into their celebrated "Omega" flour, which is one of the very best brands of flour made in America.

Our sales of all kinds of Seed Grains have just doubled and trebled during the last few years and we know the farmers are making big money out of their grain crops. Take this advice and you will never regret it: **Don't send way north for your seed grain.** A variety may be the very best for Illinois and absolutely worthless in the South.

We do not like to brag too much, but we do honestly and conscientiously try to supply our customers with the varieties which we know to be best adapted to their needs. When you buy your seed from us you are adding 50 per cent to your chances for success.

Barley

Texas Winter is the best variety for the South. Barley is often an excellent crop, not only for its grain, but to furnish winter grazing for the horses, cattle, and especially hogs and poultry. It is strictly a winter barley and withstands the severe weather, but may be planted in spring. It is recommended above all others for early and late fall planting. We call this variety "Texas Winter Barley" at the suggestion of Prof. H. B. Derr, barley expert of the U. S. Department of Agriculture. It is quite similar to the famous Tennessee Winter Barley, but is more resistant to the cold than the latter. Barley is a profitable and safe grain crop and highly desirable for winter grazing. Sow 1 1-2 bushels per acre.

Seed Oats

For a number of years we have been making a specialty of Seed Oats and the quality of Seed Oats which we have been furnishing our customers has made for us a very enviable reputation. Samples of our Oats sent to Chicago caused much favorable comment among seedsmen and grain dealers there. One grain dealer said that they were the finest oats he had ever seen come from the South.

We have a folder which was prepared with great care from data taken from actual experience, Experiment Station records and other reliable sources. It gives much valuable advice about Oats in the South from the planting to the harvesting. If you have not already received a copy of this write us at once; it is absolutely free.

We can supply the best seed of any of the standard Southern varieties of Oats. While, of course, we do not make any guarantee against Johnson grass, we most positively will not buy a bushel of Seed Oats from anybody who will not give us a statement that there is no Johnson Grass on the land upon which the oats were produced. We will not contract with anybody without knowing beforehand that the lands are free of objectionable seeds. We are also particular about smut, though it is our advice to treat seed oats with formalin before planting. Our Oat Folder will give full directions for doing this.

If you are in the market for any quantity of First Class Seed Oats, write us quantity and variety and we will give you quotations by the very next mail.



Field McGehee Oats, Heavy Yielding

Varieties of Seed Oats

McGehee Oats

A rust proof of variety so well and favorably known in Mississippi as "McGehee Variety;" our Louisiana raised McGehee Seed Oats are also very popular in Louisiana, and adapted to all the South. Heavy yielding, heavy Oats, same as Patterson. You can't buy better "McGehee" than we have to offer. Haven't been known to rust in twenty years. Not only rust resistant, but reliable producer, free stooling, vigorous, true to type, drought resistant makes good, strong straw. We highly recommend our **McGehee Seed Oats.**

Patterson Oats

A favorite rust proof variety in Louisiana. Highly recommended by Louisiana State Experiment Station; this seed does equally well in Mississippi; adapted to all the South. A fine variety, heavy yielding, heavy Oat—usually weighing 36 to 39 pounds to the measure bushel.

Appler Oats

The Appler is a selection of Red Rust Proof Oats, originated by Mr. J. E. Appler, a prominent plant breeder of Georgia, a few years ago. It is very hardy, rust resistant and withstands dry weather admirably well. The grain is large and plump, sometimes testing 38 to 40 pounds when caught from the thresher.

Fulghum Oats

This is a strain of the Red Rust Proof Oats grown more especially for its earliness; maturing as it does some two weeks ahead of the native strains enables you to have them cut before the native Oats mature and reaching the market two weeks earlier command better prices.

Fulghum Oats also make excellent winter pasture, as they have an unusually heavy hay and do not winter-kill readily. It is a remarkable rust resistant and hardy in every respect.

(Oats continued on next page.)

F. Langhauser, Natchez, Miss., says: "I never saw anything like the growth of Abruzzi Rye from the seed I got from you. It is as high as my head. Believe it will make 35 or 40 bushels to the acre.

Lexington, Miss.

I am more than pleased with your seed—the cotton, corn and clover seed germinated about 100%.

B. N. D.

Pelahatchie, Miss.,

June 28th, 1918.

Am well pleased with the Abruzzi Rye bought from you last fall. It matured earlier, made a heavier yield and furnished more grazing than any I have ever planted.

(Signed) R. W. H.

Faith, Ark.

June 21, 1918.

Although the shipment of Abruzzi Rye was delayed in transit and I was only able to plant one peck at the proper time, the seed that I did plant made the finest rye I ever saw and I believe it far superior to ordinary rye.

W. J. B.

"I got a good stand of Lespedeza on the 200 acres which I planted with your seed, 200 bushels, and think that they are the best seed I ever saw."

R. E. Fulton, La.

Hastings "100-Bushel" Oats

This is simply the name of the variety (so don't be deceived by the name), a well known, prolific variety, grains large and heavy—rust proof—our offering of this variety from a reliable grower in the Natchez District.

Tennessee Winter Turf Oats

The Winter Turf Oat or Grazing Oat is better adapted to grazing than to grain production. Leaves are narrow and dark green in color and very numerous. The plant is more spreading in the fall than any of the Red Rust Proof varieties. The grain is rather small, gray in color, bearded or beardless, but beards when they do not break off in threshing. Winter Turf too susceptible to rust and lodging to be grown for grain in the South. Are a very popular variety for grazing purposes, very hardy, stools heavily.

Write for Our Free Oat Folder

Southern-Grown Rye

A splendid winter grazing crop. Extremely hardy and will grow on any kind of land. Stands the coldest weather without injury. It is not truly a soil improving crop, but makes a great deal of humus, and when turned under on the land will greatly help impoverished lands. It can be sown in corn or cotton when these crops are laid by, or later, and many of our farmers are using Rye for this purpose. From July to November is the usual range of seeding, though in the Lower South it can be put in even later. Plant a bushel to the acre for an early crop, and on better soil, or where the crop is put in later, use from one and a half to two bushels to the acre. Makes a splendid combination when sown with Oats or Hairy Vetch. We strongly recommend fall sowing of Rye, both for grazing and for a winter cover crop. It makes ten tons of green feed to the acre in five months. There is only one kind of Rye to plant in the South and that is strictly Southern-Grown Seed Rye. Northern-Grown Seed Rye rusts badly and dies out every time you plant it.

Rye has long since been recognized as the hardiest of the small grains. It can be planted earlier and later than any other grain. It will stand more cold and more heat, it will stand more grazing and grow on poorer land than any other small grain. It should be sowed broadcast or drilled in, using about 1 1-2 bushels to the acre.

Abruzzi Rye

Introduced by the United States Department of Agriculture about twelve years ago from Italy and found to be perfectly adapted to the South. Within the past few years there is quite a big demand for this new variety of Rye, for it has made good in every Southern State, without exception. The splendid new Rye stools quicker and heavier than any Rye we have ever seen, and covers the ground quickly. It can be pastured fully a month to six weeks earlier than any other varieties of Rye. Succeeds well on both stiff clay lands and the sandy lands of the Lower South. We believe that this new sort will eventually displace all other varieties of Rye in the South, and urge you to plant at least a portion of your acreage in it this year.

The McGehee variety of Seed Oats I purchased from you last year stood the drought here better than others planted.—C. Clark, Georgia.

Seventy-five acres on the front of the place made about 80 bushels per acre. This was the "R. & W." Improved Oats that I got from you last year. I think it is one of the finest seed Oats I have ever seen.—P. N. Wilson, Louisiana.

Birmingham, Ala.
April 30, 1918.

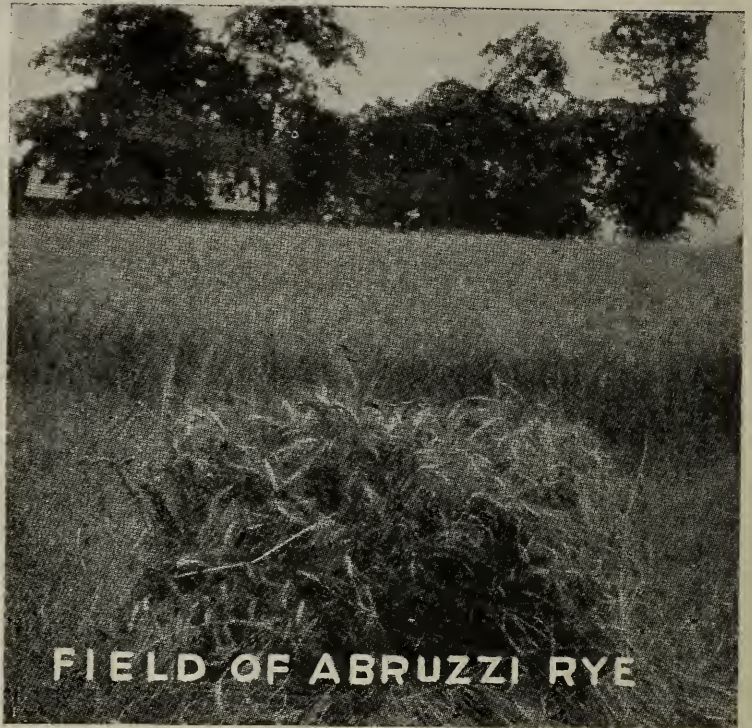
The Oats that you sold me are simply wonderful.
(Our McGehee.)

(Signed) J. A. M. —————

Okolona, Miss.,
June 22, 1918.

I am well pleased with your Abruzzi Rye as a winter and spring pasture. It will furnish three times as much grazing as common rye and more than double amount of seed. I am so well pleased with it I am going to plant all the seed I made.

(Signed) J. L. J. —————



FIELD OF ABRUZZI RYE

Wheat

Wheat production in the Southern States has made wonderful strides during the last few years and the total production of the South is beginning to be a factor in figuring the total production of the United States. Like everything else, wheat production in the South depends largely upon the season. We have not had a complete failure with Wheat in this section for the last four years and it has been a highly profitable crop three years out of the four. In fact, last season near Ferriday, Louisiana (about 12 miles from Natchez, Miss.), a crop of wheat produced enough net profit to pay for every acre two and one-half times.

Only a fertile and well drained soil should be planted to wheat, as it is not a crop adapted to poor land or to poorly drained acid soils. Cow Pea stubble, well cultivated corn and cotton lands make excellent places for planting wheat. The Cow Peas should be removed and the land disced. Do not plant Wheat on freshly broken land. If you plow under a crop of peas or other crop, do it far enough in advance for the land to become settled and compact underneath the seed bed. Wheat can be planted between the cotton middles in the fall, following the pickers with a one-horse drill or seeder, such as the Eureka, described elsewhere in this book. The cotton stalks can be cut with a stalk cutter, which tends to level the land for the binder.

There are quite a large number of varieties of Wheat, each highly recommended by somebody. The Mississippi Experiment Station has made some valuable experiments with varieties of wheat during the last six or seven years and they have reduced the number of profitable varieties to about six. Everyone interested in the growing of wheat in the south should write Director E. R. Lloyd, Agricultural College, Mississippi, for the Experiment Station Circular of October, 1917, giving the results of experiments with wheat at the Delta Station.

We have handled several varieties of wheat during the last four years and we find that the following three varieties are meeting with the largest degree of success:

Red May This is a beardless or smooth head variety which has given very satisfactory yields throughout Mississippi, Louisiana and Alabama, though the smooth head varieties are not as a rule as hardy as the bearded varieties, they have the advantage of being better for feeding purposes on account of the lack of beards. To those who want a smooth head wheat, we most highly recommend our Southern grown Red May.

Georgia Red Last season was the first time we ever sold any Georgia Red Wheat, but we were so pleased with the results obtained elsewhere that we induced a number of our customers to give it a trial here and they are all more than pleased with it. It is a very large berried, vigorous growing, heavy-yielding, hardy variety bearded wheat and we would recommend it to those who are growing wheat for commercial purposes.

Fulcaster This is a standard variety for the South and almost everyone who is familiar with wheat growing in the South knows and likes Fulcaster. It has been our heaviest yielding variety and we sell more of it than we do of any other variety. One of our largest customers is making about 30 bushels to the acre with Fulcaster within 10 miles of Natchez.

Plant a few acres of wheat between October 15 and December 1, using 5 to 6 pecks of seed to the acre. If you do not make enough wheat to sell you will make enough to feed yourself. "Food will win the war—produce it." Wheat can be ground on an ordinary grist mill and a good wholesome flour produced.

SMUT SMUT SMUT

Beware of Smut in Small Grains

We want to urge our customers to take the little time and trouble to treat their small grain seeds in order to insure them against loss by smut. We do our very best to buy our small grain seeds only from fields that are free of smuts, but it is almost impossible to get seed that is absolutely free of the smut spores, as they will be distributed by threshers, etc. **Whether you buy from us or from someone else or plant your own seed, be sure to treat the seed with formalin before planting.**

The solution is made as follows: To 40 gallons of water pour one pint of formalin, full strength, of 40 per cent formaldehyde, and thoroughly mix by stirring. There are two methods of treating the seed with this solution, by sprinkling and by dipping. If the sprinkling method is used, put the seed in a pile on the floor or in a box or wagon body. Thoroughly wet them, using about 1 gallon of the solution to each bushel of seed. Stir them thoroughly so that every grain is thoroughly wet with the solution. If the dipping method is used put the seed in a loosely woven sack and dip in the solution and allow to remain long enough for every grain to become thoroughly wet. Take out and allow the solution to drain off. In either case, the treated seed may be planted at once or it may be dried out and put away for future planting.

Fall Planting of Vegetables

Don't eat any food that could be sent to the soldiers in France. Raise a Fall Garden so that you will not have to eat a soldier's ration. Every household in the South should have vegetables from their own gardens in the year round.

Look over the list and order early.

Beans Bush varieties can be planted in the northern half of Alabama, Mississippi, Louisiana, Georgia and Texas, also in North and South Carolina, up to August 15th; in the southern half of the states named up to September 1st. Along the Gulf Coast and in Florida, bush beans are planted as late as October 1st. In Southern Florida they can be grown almost all winter. The pole varieties, also the pole and bush limas, can be planted in the southern half of the states mentioned above up to August 15th; in Florida, throughout August. Some of our growers plant their seed in hotbeds during December for an early spring crop, but this is only done in a limited way.

Beets Beets can be planted throughout the northern half of Alabama, Mississippi, Louisiana, Georgia and Texas during August and the first half of September. In the southern half of the states beets are planted during September, October and November. In Florida and along the Gulf Coast beets are planted throughout the winter months.

Cabbage In the vicinity of New Orleans the growers begin to sow their cabbage seed during August and September, and some of them start as early as July. In Southwest Texas the growers start about July 1st and plant their beds and continue planting cabbage until November and December. The main planting time for a good second early variety, such as Peerless Succession, Volga, All Seasons, etc., is October. The large Late Flat Dutch and Early Flat Dutch sorts can be planted earlier. Early varieties, such as the Wakefields, can be planted in the northern half of Alabama, Mississippi, Louisiana, Texas and Georgia in August, to mature before cold weather sets in. In the southern half, planting can be done as late as November with good results. Cabbage seed planted during November will mature the crop during March and April.

Carrots The best time to sow in the southern half of the states is during September and October, whereas further north August sowing is desirable. For Florida, Southern Louisiana and Southwest Texas, planting as late as December is advisable. It requires cool nights and moisture to hasten their growth.

Collards A type of cabbage grown for winter use in the South, both for forage for stock and to be boiled like cabbage for human food. Grows quickly, will stand winters as far north as Tennessee. On many places where soil is too poor to grow Cabbage, Collards do well and make a good substitute for Cabbage.

Cucumbers Can be planted during August and early September in the southern half of the states with excellent results. Also planted from September to January in Southern Florida for a winter crop.

Eggplants Planted during June and July in Southern Louisiana and Texas, also Florida. This crop matures in about a hundred days, so you can judge about when to plant your crop.

Lettuce One of our most important winter vegetable crops. In the northern half of the south planted during August until October 1st. In the southern half these sowings can be continued up to December 1st. Plants are ready for transplanting in from four to six weeks. Ants trouble the seeds just after planting; soaking the seed for 12 to 18 hours usually prevents this injury. Where a garden has cold-frames or protected beds, lettuce can be

planted and grown in them during the fall and winter months, even further north.

Mustard In the northern section of the south plant during August, September and October. In Florida, Southern Louisiana and along the Gulf Coast plantings begin as early as July and end as late as March. August is the preferred planting month for this crop.

Onions In Southwest Texas, Louisiana and along the Gulf Coast onions are planted during September and October. In Florida, onions are planted as late as October. Plant sets of the hardy varieties (Yellow Danvers, Creole, Silver-skins, Red Weathersfield) in the northern half in September and October in the southern half, from September until December. While onions may be grown from sets, the production from seed is cheaper and they produce better bulbs than those grown from sets. Transplant from 50 to 60 days from planting seed.

Parsley Plant during August, September and October for a winter crop. It is advisable to sow as early as possible.

Green Peas The early varieties, such as First and Best, Alaska, etc., can be planted in the northern half of the South during August; in the southern half during September and October, and along the Gulf Coast and in Florida as late as November. The late or more hardy sorts are planted as late as December.

Potatoes In the northern half of the South plant during July and August. In the southern half, during August, September and in Florida as late as early October. Fall potatoes are not difficult to grow and can be dug during November and December, so that the land may be used for an early spring crop.

Radishes In the Northern half of the South planting can be done during August and September. In the Southern half of the South, particularly in Florida, and along the Gulf Coast, plantings can be made in September and continued throughout the winter months. October and November sowings are most profitable. The best results are obtained from a rich, moist soil. This insures quick growth, which is necessary in order to produce crisp, tender radishes.

Squash In the Central South plantings can be made of the bush varieties as late as August 15th. In the southern part plantings up to September 1st, and in Southern Florida they are planted any time during the fall months.

Spinach The seed is usually sown during September, October and November; sometimes even later than this. The seed does not germinate freely in warm weather, so late plantings are preferred. It is a hardy vegetable, standing any kind of cold weather without injury.

Tomatoes Throughout the Central South they can be planted in August with good results. Endeavor to plant the early sorts. They usually mature in about 75 days. In Southern Florida seed beds are started during October and November for a winter crop.

Turnips Throughout the Central South plant during July and August the early sorts, also rutabagas, followed in September and October by the salad varieties, like Seven Top and Southern Prize. In the southern half of the South, turnips are planted mainly during August and September. In Florida and along the Gulf Coast the main crop is planted during September and October for winter shipping crop. Most of our gardeners sow turnips throughout the entire year.

To Raise more you must plant the Best Seeds you can buy. R. & W. Seeds have stood the test for more than 50 years. Plant them.

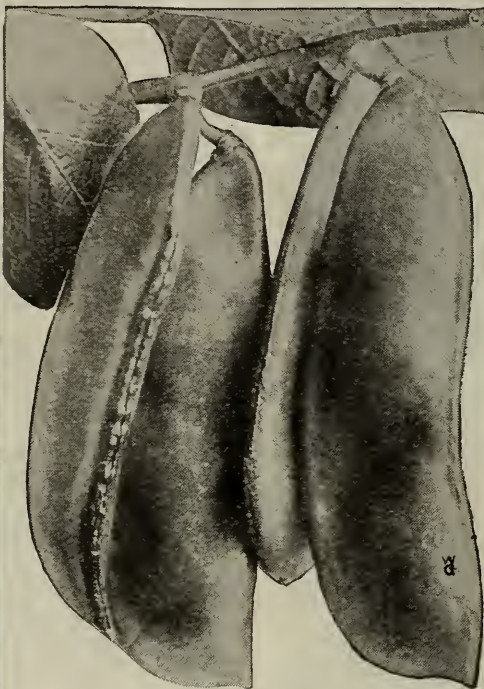
Plant a Home Garden, But Cultivate It

Never before has the production of a home garden meant as much to the individual and to humanity as it does this season. Practically half the world is depending upon America for food. We cannot ship vegetables across the waters, but by growing and eating our own vegetables we require less of the concentrated foods, wheat, meat, sugar, etc., which can be sent to our own soldiers and the soldiers of our Allies who are in the trenches fighting to save the world from the iron rule of Germany. Are you willing to do your part?


The supply of vegetable seeds of every character is far from normal and there is no question but what a very large per cent of those who are willing to plant a home garden are going to be unable to obtain their seed. We are in the seed business primarily to make our livelihood and in times of peace we are willing to sell anybody as much seed as they are able to pay for without question as to what they do with it, but this season we do hope that no one will order more seed than they actually need and that every one who plants a garden will cultivate and care for it. It would be almost treason to waste vegetable seeds this season, as the supply is so far short of what will be required.



Extra Early Red Valentine



Burpee's Bush Limas



Improved Golden Wax

Bush Beans

Postage Not Paid on Beans,
Green Pod Varieties

Culture Beans are easily frost killed, so plant them at corn planting time on light, dry land. Cold, wet weather will rot the seed in the ground and fresh manure causes a rank growth of vine with a lack of pods. If hand cultivated beans can be drilled in poor soil as close as eighteen inches, but in rich soil with horse cultivation thirty inches is required. Drill six beans to the foot and cover one inch deep; or plant four beans to the hill eighteen by twenty-four inches apart. One quart of seed should plant 200 feet and five pecks plant an acre. Plant every third week for a succession up till September 15th in the latitude of Natchez. Pick beans before the bulge of seed appears and pick beans clean to continue the plants bearing. Give beans shallow cultivation and do not till the soil when the plant is in bloom or the plant in self-defense will drop its blossoms. To cultivate when wet is to invite rust.

Extra Early Red Valentine.—Hardy, pod light green, and semi-transparent, round and slightly curved. Succulent, prolific, and quite free from strings, continuing long in an edible condition; 46 days from planting to first picking.

Burpee's Stringless Green Pod.—This new bean produces a vine similar to Red Valentine, but develops pods to an edible condition in 42 days, about four days earlier than Valentine. The pods are green, not quite so round as Valentine and less curved. The pods are stringless, absolutely so, this quality at once placing the variety at the top of the list among table beans, while the early maturity is of great merit. This stringless quality is of particular value, the pods breaking as short and free as pipe stems.

Giant Stringless.—A very hardy, stocky vine, pods long, round and green in color, of exceptionally fine quality and stringless throughout its entire growth. About a week earlier than Red Valentine and much more prolific.

Long Yellow Six Weeks.—The vine is large, vigorous, branching and productive with large leaves. Pods long, straight, thick, flat in shape, green in color, of good quality when young and fair as they near maturity. Is ready for picking 45 days from planting.

Black Valentine.—This excellent variety is a great improvement over the old standard early Red Valentine, being one-third longer than that variety, with pods perfectly round and straight and of excellent quality. It also has the additional advantage of being suitable for both early and late planting and is extremely hardy. It will withstand early and late frost, is an excellent shipper, a large yielder, and of very handsome appearance.

Refugee, or 1000 to 1.—The vines large, spreading, exceedingly hardy, with small, smooth leaves, very late and bear long, cylindrical green pods of excellent quality. Highly esteemed for late planting and for use as pickles.

Wax Pod Varieties

Currie's Rust Proof Wax.—An excellent Wax Bean in every respect. Rust proof, tender, thick, flat pods of very good quality. Very little string in early stages, developing a little when nearing maturing. Fit for table use 47 days from planting.

Improved Golden Wax.—Rust Proof, an improvement on the old style Golden Wax. Pod is semi-round, yellow, of good quality and has no string. Ready for picking 47 days from planting.

Wardwell's Kidney Wax.—Hardy and productive, pods long, broad, thick, flat, and of a delicate waxy yellow, of excellent quality and with no string in the early growth, ready for table 48 days from planting.

Andalusia, Ala.
Seeds bought of you have given entire satisfaction.—C. W.

Port Gibson, Miss., Oct. 2, 1917.

I am glad to say to you that I have been using your seeds this year and can report that I have had the finest garden in Port Gibson. The seeds that you sent me germinate well and the plants are strong and vigorous, grow off rapidly and yield copiously.

As evidence of my great satisfaction in the results that I get from your seeds, I am ordering more, and expect to use your seeds as long as they give such perfect satisfaction as they have given this year.—T. J. O'N., Pres.

FROM _____

P. O. _____

RUSH ORDER

RUMBLE & WENSEL CO.

SEED SPECIALISTS

Natchez, Miss.



Beans—Continued

Dwarf Lima Varieties

Culture As the lima requires even more heat than other beans, a failure will follow a too early planting. The bean when favorably planted throws out from what we term the bean's eye a stout root; this root in turn lifts the bean above the ground. The bean then opens its halves or false leaves, or cotyledons, and the true leaves soon follow. If in planting the bean is thrust into the soil eye down, and just below the surface, the bean is in a favorable position to begin its growth. However, the crop can be secured though with lesser per cent of germination by dropping the bean in any position.

Bush or Dwarf Limas are earlier than pole limas and are planted in twenty-four to forty inch drills, three to six inches apart in the row, according to varieties. One quart plants one hundred and twenty-five to one hundred and fifty feet.

Burpee's.—The only bush form of the true, luscious, large lima. It is pronounced by all good judges as unquestionably the real Bush Lima. The bushes grow eighteen to twenty inches high, of stout growth and always erect. It is an immense yielder.

Henderson's.—This is a bush form of the small Sieva pole bean. It is the original bush form of the pole beans. It is the most productive of any, and on the whole is a vegetable of great merit.

Pole Beans

Culture The pole bean climbs, sometimes needing a little training over any support given it. A good practice is to set firmly in the ground every three or four feet each way poles that are, when set, about six feet high. Some time after bunch beans are planted, six or eight pole beans are planted one inch deep near the base of each stake and later thinned to three or four plants to the pole. One-half bushel of pole beans generally plants an acre and one pint plants one hundred hills. The pole bean bears over a longer period than the bunch bean and is generally considered of superior quality, but it requires more labor, longer time to mature, and is more sensitive to adverse climatic and soil conditions. Note that the vine turns only one way around its support.

When too old for use as a green snap bean, use any bean shelled, or still later, when it is hard and dry, it remains equally serviceable.

Kentucky Wonder.—Vines vigorous, climbing well, and very productive, bearing its pods in large clusters; blossoms white; pods green, very long, often reaching 9 to 10 inches. Nearly round when young and very crisp, although as they reach maturity they become irregular and spongy. Dry Beans long, oval, dun-colored.

Lazy Wife.—One of the most productive and easily gathered of the Pole Beans, hence its very discourteous name. A most excellent bean for the home garden.

Butter Beans Pole Limas

Large White Lima.—The large Lima is a general favorite wherever it can be cultivated, on account of its excellent flavor and productiveness.

Small White Lima, Carolina or Sieva.—Vines vigorous with many short branches, so that they are sometimes grown without poles; very early and productive, bearing short pods, which are thin and curved.

Table Beets

Culture The ground for Beets should be rich and well cultivated. Sow in drills twelve inches apart and about one inch deep. When the plants are well up, thin to from four to six inches. In this latitude beets are sown from January until the end of April, and from the middle of July to the middle of November; in fact, some growers sow them every month in the year. Can also be sown broadcast.

Extra Large Egyptian Turnip, 40 Days.—Roots for table use developing in forty days. Bulbs half globular, or flattened at the poles; roots very slim, skin smooth, leaves red and green.

Extra Early Eclipse, 42 Days.—This variety has to a great extent superseded the Egyptian. The bulbs are globes, blood-colored and develop with astonishing rapidity. Foliage longer and more vigorous than the Egyptian.

Long Blood-Red (very rich), 65 Days.—Resists drought better than any other variety of Beets; color deep red, flesh very sweet. Grows entirely under ground. Ten to twelve tons can be grown to the acre. Valuable for cattle. Keeps well during Winter.

Extra Early, or Bassano.—This is the oldest of the earliest varieties, is generally sown for first crop; flesh is white, circled with bright pink; very sweet and delicate in flavor; it should not be sown at any other season of the year, as its light color is generally objectionable.

Early Blood Turnip.—A well selected variety; regular in shape; deep blood skin, dark flesh of excellent quality. Small tap root and small top.



Field of Market Gardener's Large Late Flat Dutch Cabbage

Cabbage

Culture For home gardens the seed for early cabbage can be sown in boxes very early, kept in sheltered spots and covered when there is danger of freezes. Later plantings may be made in open ground as early as ground can be worked. Work soil in seed beds down as fine as possible. Beds should be slightly raised for drainage. Do not fertilize soil in seed beds at least to the extent of making it richer than the open ground in which the crop is to be grown.

Sow seed in drills 6 inches apart across the bed, dropping the seed 5 or 6 to the inch. Thicker sowing than this means spindling, unhealthy plants. Cover seed about 1-4 inch in heavy soils, 1-2 inch in light sandy soils; firm the soil after covering and then water the bed thoroughly. Keep beds moist but not soaking wet. Seed germinates in 3 to 8 days, according to weather. The young plants should be kept growing steadily from the start. A check in the growth of cabbage is injurious. When plants have made the fourth or fifth pair of leaves transplant to open ground.

Cabbage can be grown on almost any soil from light sand to heavy clay or muck. Naturally the light soils will require more fertilizer or manure than the heavier ones. Most of the fertilizer or manure should be worked into the soil before transplanting. The best all-around commercial fertilizer for cabbage should contain: Available phosphoric acid 7 per cent, potash 8 per cent, nitrogen 5 per cent.

Most of the cultivation should be before the crop is planted. This means two to three deep plowings and then work the soil as fine as possible. You can't overfeed cabbage, so you need not be afraid of putting too much manure or fertilizer on the crop.

Transplanting should be done, so far as possible, on cloudy days and just before a rain. In small gardens this can be done late in the afternoon. Set plants upright with only the leaves above the surface. Firm the soil around the plants. Cultivate frequently and very shallow, as roots come near the surface. Keep out absolutely all weeds and grass. **Seed required:** In early spring plantings one ounce of seed will usually produce about 2,000 plants; 4 to 5 ounces per acre. After hot weather sets in two or three times as much seed is needed.

Wakefield, Select Early Jersey.—Heading for market 70 days from sowing. It is very early, short stemmed, head cone-shaped, broad at the bottom, with pointed peak; leaves leathery, well folded over the top. A reliable header and most excellent in all good qualities. The strain we offer is unexcelled by any offered under other names or at higher price.

Early Large Charleston Wakefield.—Large, solid, half-pointed heads of good quality; later than Early Jersey; specially recommended for institutions and market gardeners, producing fully twice as much per acre as the Early Jersey. 75 to 80 days.

Market Gardener's Large Late Flat Dutch, 90 Days.—An early and certain ripener. Three weeks later than the Wakefield. Its merits, in addition to earliness, being its choice quality, uniformity of head and attractive appearance. The leaves are small ribbed and well folded over, making a tight, flat, hard head, light green in color.

Cabbage—Continued

Bloomsdale Early Drumhead, 95 Days.—In form, from round to flat; size large, always solid, few extra leaves; rather short in stem and will stand without bursting. Such qualities the market gardener can duly appreciate.

New York All Seasons, 110 Days.—Sure header; does not burst early; heads deep flat to roundish.

Bloomsdale Large Late Flat Dutch.—Originally obtained from the Swedish gardeners who settled in Philadelphia previous to the Revolutionary War. The variety is late, solid and very weighty and uniform. We recommend this as a certain header to those who require a large, deep head, long keeper of best quality.

Stein's Early Flat Dutch.—One of the best Early Flat Dutch strains, especially adapted to Texas, Louisiana and Mississippi. Early and sure header, firm and solid. A splendid shipper as well as one for nearby markets.

Drumhead Savoy, Flat.—A favorite Savoy; a small drum-head, early and desirable in quality.


Large Late Drumhead, 110 Days.—This is one of our standard late-maturing varieties. Late, large, solid, always reliable as a header.

Carrots

Culture Carrots deserve a more general cultivation in the South than they now have. The young, tender roots are excellent stewed or boiled, either alone or with meat, as well as for seasoning and flavoring soups. Sow one ounce of seed to 100 feet of row; about 3 pounds per acre. Sow seed in shallow drills in early spring when leaves are starting out. Make succession sowings about a month apart to give a continued supply. When plants are well started, thin out to 4 inches apart in the row. Sow in rich or well fertilized soil worked deep. Most varieties of carrot are deep rooted. Soil should be prepared sufficiently deep so that the roots can penetrate without difficulty. Work often, keeping the ground free from weeds and grass; make drills 16 to 18 inches apart, for easy working. Ready to use in about 80 days.

Early French Forcing.—The earliest variety in cultivation and the best suited for forcing. Tops small, finely divided. The reddish-orange colored roots are nearly round. When fully matured they are about 2 inches in diameter, but should be used before they are full grown and while young and tender.

Guerande, or Ox Heart.—Tops small for the size of the roots which are comparatively short but often reach a diameter of 5 inches, terminating abruptly in a small tap root. Flesh bright orange, fine grained and sweet. This variety is especially desirable for soil so hard and stiff that longer rooted sorts would not thrive in it. When young excellent for table use, and when mature equally good for stock.



Chantenay Carrot

Chantenay.—Tops medium sized; necks small; roots tapering slightly but uniformly stump rooted and smooth; color deep orange-red; flesh very crisp and tender. Although this is a medium early sort, it furnishes roots of usable size as early as any, is a heavy cropper and is undoubtedly one of the best for both the market and private garden, while its great productiveness makes it very desirable as a field sort.


Long Orange.—The most popular of the older sorts for farm use on mellow soil. An improvement obtained by years of careful selection of the best formed and deepest colored roots.

Collards

Georgia or Southern.—Cabbage greens. Its robust and vigorous character fits it to resist conditions unfavorable to the perfection of more highly developed types of the Cabbage family. The leaves can be blanched white as Celery by enveloping each plant for a period of four weeks with a large paper or musling bag. 70 days.

Holly Springs, Miss., May 16th, 1917.
Thanks for the check received. Such honorable, prompt business as you do will always give you customers.—Robt. C. McC.

Cucumber Seed



Davis Select Cucumber

Culture Cucumbers are very tender and should not be planted until all danger of frost is past and the ground becomes warm. If planted earlier than this they should be protected. Plant in hills four feet apart each way. Where well-rotted manure is obtainable work a large shovelful of it into each hill. Plant 8 to 10 seed in each hill and when plants are well up and have rough leaves formed, thin out to 4 in each hill. Cover seed 1-2 inch in clay and heavy soils and 1 inch in light or sandy soils. Soil which covers seed should be worked down fine so that there are no clods or lumps in it. When plants are young insects often injure them and they should be watched closely and if insects appear, dust the plants with some insecticide such as Conona Dry. Keep plants well cultivated up to the time they begin to run, after that confine cultivation to pulling out any larger weeds as they appear. Pick off the cucumbers as soon as large enough for use, for if left to ripen the plants soon cease bearing. In this latitude (Natchez) plantings may be made in the spring. Also in June, July and August for late summer and fall crops. In Florida and along the Gulf Coast August and September plantings are often profitable for late fall and early winter shipments. Quantity of seed required: 1 ounce to 60 hills; about 2 pounds per acre.

Peerless White Spine, 55 Days.—A productive white spined variety, with broad and showy foliage, habit of growth rather rampant. Fruit long and slim and very dark green throughout all early stages; but after reaching a length of six or seven inches the ribs at blossom end turn a bone-white, somewhat after the style of the White Spine, but not so entirely white at end as the familiar White Spine. This is a slim variety, dark and of a uniform thickness throughout its entire length. In its old stages, and past its green condition, it turns a light lemon.

Improved Green, 50 Days.—Surpassed by few in length and slimness of fruit. The earliest long, slim field Cucumber in cultivation, maturing to slicing size for table in seven to eight weeks from germination; dark green, and desirable. Very poor seeder.

Early Frame.—A leading variety, as it is among the best. A vigorous and productive vine, green all over, crisp and tender.

Prolific Long Green.—Vines vigorous, productive, more productive than Turkey Long Green; valuable for salting.

Gherkin.—Burr, or West India Round Prickly Cucumber; used for pickles only. Seeds of the Burr variety require soaking before planting, as they sprout slowly.

Davis Perfect.—In color, a dark glossy green; shape slim and symmetrical, with an average length of 10 to 12 inches.

Lettuce Seed

Culture The best soil is a rich, sandy loam. The soil should be prepared thoroughly. During the spring lettuce can be sown as late as March 15 in our section with good results. The best time to sow is during the fall months. Sow very thinly in rows 18 inches apart, covering the seed 1-4 inch deep in fine soil, and when well up thin to 12 inches apart in the rows. Thorough cultivation is necessary. One ounce of seed sows 10 square feet, plants 120 feet of row and produces 3,000 plants.

Black-Seeded Simpson, 40 Days.—A cutting variety of unusual merit; not so golden as Silesian, but of greater popularity.

(Continued on next page.)

R. S. Wilds, Wildsville, La., says he grazed his cows, hogs and chickens on his rye all winter and that it will make an extra heavy yield of grain which will be all profit, as the grazing was more than worth all the cost of seed, land, etc.

Lettuce—Continued



Hanson Lettuce

Early Curled Silesian, 40 Days.—A cutting variety; the second to produce edible leaves.

Prize Head or Satisfaction.—A cutting variety of curly leaves, having bronze edges and general bronze effect.

Big Boston, 50 Days.—Very popular as a reliable and uniform header. Leaves short and round-ended, slightly crumpled. Deep green, with bronzed edges, all forming a compact head, making it a very desirable sort for forcing. A variety in demand beyond the supply.

Hanson.—Leaves curled and quite golden in color, folded so tightly as to make a perfectly white interior. A variety so resistant to hot temperatures as to make it very popular.

California Cream Butter.—A good summer sort of reliable heading quality. Color yellowish-green, slightly marked with brown specks. Interior bleaches white.

Egg-Plant

New York Improved, 140 Days.—An Improved form of the old Large Round Purple.

Mustard

Five Ounces of Seed to 100 Yards of Row. Four Pounds to the Acre.

Culture Mustard is grown for its seed which is used for flavoring or medicinal purposes or grown for its leaf, which is used in salad or cooked like spinach. Sow mustard as soon as the soil can be worked in spring and every three weeks for a succession, or in the south it may be sown in the fall for early spring greens. Cover the seed lightly in twelve to eighteen-inch drills. Cut the leaf when not over four inches high and expect this cutting in fifty days from the seeding.

Creole or Giant Southern Curled, 30 Days.—A fine curled sort. It is quite ornamental. Ready for table use in all its stages of growth.

Chinese or Large-Leaved, 35 Days.—So named by reason of producing, when fully grown, immense leaves which are as long and as broad as the largest tobacco. These same leaves when size of a man's hand are very tender and admirable as a salad. The leaves when twice that size we recommend for boiling as spinach.

Onions

Culture For family use onion seed or sets should be planted in any good garden soil just as early as the ground can be worked to advantage in the spring. Ground should be thoroughly broken, well fertilized or manured and then worked down very fine, all trash, clods or grass roots being removed. The use of sets is absolutely unnecessary except as a matter of earliness. Where well shaped, long keeping, marketable onions are desired plant the seed instead of sets, as the seed makes much better onions in every respect. Seed should be sown at the rate of one ounce to 200 feet of row; four or five pounds per acre. Sets vary considerably in size, but the average will run about one pound of sets to 100 feet of row. Onions from the black seed will mature full grown bulbs in 130 to 150 days, according to variety; from sets in from 100 to 120 days.

Cover seed in our clay or heavy soils about 1-2 inch; in sandy soils cover 1 inch. If weather and soil is dry firm the soil after

planting; heavy or clay soils should not be firmed when wet. As soon as seed is well up begin a light surface cultivation and keep this up every week or ten days. Never let grass and weeds get the start of you, for young onion plants choked with weeds or grass die down in the "set" stage and will have to be held over until the following fall. Cultivation (always shallow) should be kept up until the bulbs are well formed and matured as indicated by the dying down or dropping over of the top. When matured dig or plow up and store in a dry place, leaving the top on until you are ready to use or market them.

Red Bermuda, 60 Days.—The name of this variety is Red, but it is dashed with red on a straw-colored ground.

White Bermuda, 60 Days.—This variety is not pure white, but has a tint of straw color.

Prize Taker, 90 Days.—A Mammoth Yellow Globe—Similar to the huge Spanish Onions exhibited at fruit stands in autumn. Does well in light, sandy soils. Very large producer. A variety which will succeed under conditions where other sorts fail, consequently highly recommended for the Southern States. Will make large onions from seed in localities where others fail.

Yellow Strasburg or Flat Danvers.—A flat yellow onion of early habit. Good keeping qualities. The best sort to sow for the production of sets.

Large Yellow Globe Danvers, 115 Days.—An oval-shaped, straw-colored, long-keeping variety. Superior keeper to the flat Yellow Dutch.

Wethersfield Large Red, 10 Days.—Be not deceived in Wethersfield. There are many types. Some selections ripen in August, others in September, others as late as October. We need not say the variation in time makes a difference in price of product.


Red Creole Onion

This is the greatest of all red onions. It is the best keeper, best producer, both in yield and money. It is a distinct variety that has been cultivated in this section for more than fifty years. The Red Creole Onion constitutes one of the most important crops in Louisiana, and thousands of acres of land are planted in this particular variety every fall.

The skin is brownish red, flesh very solid and fine grained and rather strong flavored. Extremely productive and the best shipper and keeper of all sorts. It is, without a doubt, the greatest onion for the Southern Grower, and is rapidly becoming more popular in other Southern States. Matures a little later than the Bermuda sorts, but does not rot as easily. It is the largest and best onion under cultivation. For home garden use it is unexcelled. They can be retained after harvesting a full year without rotting.

Onion Sets

We carry stocks of Onion Sets from September to May. Can supply very best grade Red and White Bermuda, White Silver Skin, Red Wethersfield and standard varieties white sets. Don't make a mistake and order elsewhere; get our prices and buy your sets from the Old Reliable R. & W. Co.



WHITE
BERMUDA ONIONS

Radish


**Six Ounces of Seed Will Plant 100 Yards of Row.
Six Pounds to the Acre.**

Early Scarlet Turnip, 20 Days.—Among quickest maturing of the Red turnip radishes.

Early Scarlet Prusslan Globe, 20 Days.—A small-leaved variety well adapted for forcing under glass; root round and carmine-colored, early, very attractive and desirable; fine for forcing.

French Breakfast, 22 Days.—Olive shaped; the upper part of the bulb scarlet, the bottom white.

White Ladyfinger, 23 Days.—A long, white, crisp and brittle-fleshed variety, half as long as Long Scarlet and similar in shape. Flavor most excellent, and altogether a very satisfactory sort as a succession to the earlier turnip-rooted sorts.



Early Scarlet Turnip Radish

Red Ladyfinger Radish, 25 Days.—Similar to Long Scarlet, but less than half as long, with a broader crown and with shorter foliage; a most excellent variety. Should be used when about three to three and a half inches long.

Long Scarlet Short Top, 35 Days.—The well known market variety.

Cincinnati Market, 30 Days.—Somewhat similar to the English Wood's Frame with a decided improvement; scarlet for four-fifths of its length, while the one-fifth at the point is white. A very popular sort.

Crimson Glant Turnip, Forcing.—A variety extraordinary in that, while growing to an unusually large size, it is always tender, crisp and of mild flavor. It remains in perfect condition a remarkably long time, and unlike other forcing varieties, does not become pithy even when twice their size in diameter.

Canton, Miss.

Please give price on good Lespedeza seed like I bought of you last fall. Never planted better seed in my life.

(Signed) C. L. R. ———

Marlanna, Ark.

Vegetable seeds bought of you were O. K. Germination good and yield fine.

(Signed) J. J. P. ———

Lexington, Miss.

I have been using such of your seed as I have needed for a number of years and they have always proven satisfactory.

(Signed) B. N. D. ———

Harrisburg, La.

Both Lespedeza and Burr Clover bought of you last spring germinated well—could not ask for better seed.


(Signed) J. C. S. ———

Spinach

Culture Spinach a delicious green, resembling in growth a non-heading lettuce, is happily the best of tonics. As early as the soil can be worked, sow it one-half inch deep in fourteen inch rows, using one ounce of seed to one hundred feet, and in the second week will appear a tiny plant with two very narrow leaves that do not resemble the true leaves that follow. It is impossible to put spinach on too rich a soil, and nitrate of soda is used on it with profit.

Victoria.—An excellent sort, which forms a very large, exceedingly thick, dark green leaf, somewhat curled in the center.

Savoy Leaved.—The earliest variety and one of the best to plant in autumn for early spring use. Plant of upright growth, with narrow, pointed leaves which are curled like those of Savoy cabbage.



Large Early Red Top Globe Turnips

Turnip

Three Ounces of Seed Will Sow 100 Yards of Row. Three Pounds to the Acre. Matures for table in from 60 to 90 days, according to variety and season.

Early Flat Red or Purple Top (Strap-Leaved), 60 Days.—The oldest standard red. Purple on crown, with white bottom.

Early Flat Dutch (Strap-leaved.)—Similar to the above, excepting it is white all over.

Large Early Red Top Globe, 65 Days.—Large size, rapid growth, unusually attractive and admired by all. A very much heavier producer than either of the preceding. We confidently recommend it. No sort is its superior. Will produce more tons to the acre than any other sort.

White Egg.—A sort forming roots the shape and size of eggs in an incredibly short period after sowing. Flesh always palatable.

Cow-Horn (Large Cropper)—This variety is pure white, excepting a dash of green at the crown, and in shape is long, like the carrot.

Amber Globe, Green Crowned, 75 Days.—A vigorous, free grower, valuable for both table and cattle feeding. Productive and a good keeper.

Yellow-Fleshed Purple-Top Rutabaga, 80 Days.—A hardy, ovoid-rooted sort of heavy cropping habit; flesh yellow, solid, deep purple.

Pomeranian White Globe.—This is one of the most productive kinds, and in good, rich soil roots will frequently grow to twelve pounds in weight. It is of perfect globe shape; skin white and smooth; leaves large and dark green.

Seven Top.—Cultivated extensively in the South for the tops, which are used for greens. It is very hardy and will grow all winter.

Everything and Everybody eats Turnips—Plant Plenty.

The Rose is Justly
the Queen of Flowers

Rose Plants

There is Always a Place
in Your Yard for Roses

Treatment on Arrival of Plants

If upon arrival the roots seem to be very dry, soak them thoroughly in water; if the stems as well are too dry, bury the entire plant in the ground for two or three days. At no time after unpacking should the roots be exposed to the sun or dry winds; a very little neglect at this time working serious if not fatal injury to the bush.

Some Points in Rose Culture

The rose is at its best in an open, airy situation, unshaded by trees or buildings. A clay loam is best for them, but they will do well on any good soil if rich. In planting dig up the soil thoroughly to a depth of twelve to fifteen inches, as the roots go deep if given a chance. Do not raise the rose beds above the surrounding surface. Set the plants deep enough so the union of the top and root is at least two inches below the surface after the ground has settled, and use all the water the ground will take. This will pack the soil firmly, and they will not need water again until the leaves are out. After the plants are set cut the tops back to two or three buds. **Do not neglect this.** More roses are lost by indifferent planting than from all other causes put together.

Special

Rose Bush Collection.—12 superb 2-year Roses, \$2.50, postpaid. Best bloomers, 3 each, White, Pink, Red and Yellow—these are large field grown plants. The following well known varieties:

White varieties.—Kaiserin, White Cochet, Bessie Brown.

Pink varieties.—Pink Cochet, Radiance, F. R. Patzer.

Red varieties.—Helen Gould, E. de France, Ecarlate.

Yellow varieties.—Jenny Gillemot, Francisca Kruger, Mlle. Helen Gambier.

Full assortment of 1 doz. as per above must be ordered.

Price for the lot, \$2.50, postpaid, anywhere in U. S. A.

Roses.—Same varieties as above—open ground—no finer stock can be purchased anywhere. 2-year No. 1 grade, 35c each, postpaid.

Roses.—Varieties that follow all standard—large 2-year No. 1 grade, field grown stock. Prices, 35c each, \$4.00 per doz., postpaid.

Hybrid Perpetual Roses

Frau Carl Druschki, vig.—Pure snow-white, long pointed buds, large full flowers, free and very constant. The best white Hybrid.

General Jacqueminot, vig.—Brilliant scarlet-crimson, free and good.

Captain Hayward, vig.—Bright carmine-crimson, very large petalage; flowers large good form; the best of its color.

Paul Neyron, vig.—Deep rose, very large, full, the best of its color.

Prince Camille de Rohan, free—Rich dark maroon-crimson, free, extra.



Paul Neyron

Hybrid Tea Roses

Wellsley, vig.—A beautiful shade of clear pink, outside of petals brighter, with silvery reverse, a grand garden rose.

Meteor, vig.—Dark velvety crimson, shaded maroon.

Killarney.—Deep seashell-pink, extra fine in bud, very free.

Bessie Brown, vig.—Creamy-white, flowers of large size and of good substance, very sweet and constant.

SPECIAL CLIMBING ROSE

Marechal Niel.—Deep golden yellow world famous rose. Price, 35c each; \$4.00 per doz., postpaid.

Roses, shrubs, trees and plants are not only beautiful to look upon, but enhance the value of your property.

We can supply the very best plants of any variety Rose bush known in the South. Just send us your list if you do not find what you want in this catalog.

Everblooming Climbing Roses

Climbing Helen Gould.—Warm watermelon red—our pleasure in introducing this famous rose in climbing form; a grand climber.

Climbing Perle des Jardins.—Deep yellow.

Climbing Kaiserin.—Creamy white, extra.

Climbing Meteor.—Deep rich red, shaded velvet crimson, extra.

Wichuraina Hybrid Roses

Excelsa, vig.—The Red Dorothy Perkins, lovely crimson-scarlet, very vigorous, good foliage, large trusses of evenly formed flowers of great substance, resistant to mildew, and, withal, the best hardy climbing Rose sent out in years.

Dorothy Perkins, vig.—Rosy-pink, large, double, extra good. The best of its color.

Gardenia, vig.—Light yellow, semi-double, extra good.

White Dorothy Perkins.—Color, white.

Rambler Roses

Crimson Rambler.—The original rambler rose. Deep rich crimson, best of its color.

Tausendschoen.—Soft pink with deeper center, free in bloom, vigorous growth—a rose of decided merit.

White Rambler.—Small flowers of pure white, produced in great profusion.

Climbing Baby Rambler.—A true ever-blooming crimson rambler.

Plant Roses in the Fall for Best Results.

Roses—Continued



Climbing American Beauty Rose

The climbing roses may be used to hide many unsightly objects.

Miscellaneous Climbing Roses

American Pillar, vig.—A single flowered Rose, blooming in enormous clusters. The color is a lovely shade of apple-blossom-pink with a pure white zone at base of petals, the whole being illuminated by the beauty of the yellow stamens which are produced in profusion. This is possibly one of the best and most beautiful single flowered Roses on the market today.

Climbing American Beauty, vig.—This rose is a cross between American Beauty, Wichuraiana and a Tea Rose. It is almost identical with American Beauty except in growth, which is a most vigorous climber. The foliage is very tenacious, standing up well under varying climatic changes which adds materially to the value of the Rose. It is a prolific bloomer, and, withal, the best hardy climbing Rose extant.

Violets, Mary Louise.—Very fragrant deep blue, long stems, very hardy. Does not require protection in winter months. Blooms from October to May. **5c each, 50c doz., postpaid.**

Boston Ivy (Ampelopsis Veitchii)—A perfectly hardy climber, clinging to any tree, wall or building—2-year-old stocks.

English Ivy.—Glossy, green-leaved vines, foliage remaining summer and winter; best suitable for a north wall where they do not get the continual rays of the sun—3-year-old stocks. **Ivy prices, 25c each, postpaid.**

Climbing Vines

Wistaria, a vine of easy culture, splendid climber for porch shade, will cover in one season—beautiful clusters.

Wistaria Glnensis Alba.—A white flowering variety.

Wistaria Frutescens.—Flowers in long tassels, pale blue.

Wistaria Glnensis.—A purple flowering variety, fine.

Our Wistaria offering 2-year-old stock—2 to 3 ft. **Prices, 25c each, postpaid.**

Cannas

A summer flowering bulb. Plant early spring and summer—fifteen assorted colors—these make a beautiful display—large green and bronze leaves and orchid-like flowers; strong roots, **10c each; \$1.00 per doz., postpaid.**

Japanese Iris

Plant November—thru January. For richness, variety and beauty, these cannot be excelled.

No. 1. Gekka-no-Nami.—Double early pure white, standard creamy-white, early and free bloomer.

No. 2. Kumoma-nosora.—White with a strong marked sky-blue zone mottled in the same shade, double, very early and prolific bloomer.

No. 3. Kumo-no-obi.—Double dark lavender-purple with white halo.

No. 4. Manadzura.—Grayish-white, standards violet white, double and very free.

No. 5. Kuma-fungta.—Double purple overlaid with navy blue, a very extra fine variety.

No. 6. Hana-aol.—Silver-gray, heavily veined and marked with dark blue lilac, standards purplish-blue, a splendid late double.

No. 7. Uchla.—Cerulean-blue, white veinings, standards white tipped blue, double.

No. 8. Osho-kun.—Tyrian-blue, standards dark violet, a very intense color, a splendid double.

No. 9. Senjo-no-hara.—Vinous purple, speckled and splashed lilac gray, standards purple, stained gray, large flowers, double and extra good.

No. 10. Iso-no-Nami.—Cerulean-blue on gray-lilac, standards violet, shades gray. A pleasing double, very prolific in bloom.

No. 11. Admiral de Ronter.—Single silver-gray, standards deep violet blue.

No. 12. King Edward VII.—Rich velvety purple, single, very early.

Prices, 15c each; \$1.50 per doz., postpaid.

Choice Flowering Shrubs

Prices are prepaid, either parcel post or express. Do not confuse our prices with those who do not prepay.

Aithea.—The flowers are brilliant and striking in color; grows from 9 to 12 feet high when matured. They bloom during August and September, when few other shrubs are in flower; splendid for hedges or single specimens. Price, **Double White, 35c each; \$4.00 dozen; Double Rose, 35c each; \$4.00 dozen; Single White, 35c; \$4.00 dozen; Single Pink, 35c each; \$4.00 dozen; Single Red, 35c each; \$4.00 dozen.**

Berberis Thunbergii (Japanese Barberry.)—A beautiful variety with small foliage, assuming the most varied and beautiful tints of coloring in the autumn, and attractive scarlet berries, which remain on the plant the greater part of the winter; very desirable for grouping and a grand hedge plant. **35c each; \$3.00 per dozen.**

Buddleia (Butterfly Bush).—Clusters of large, sweet-scented flowers, measuring 12 to 18 inches in length, closely resembling a lilac in color and general appearance, but continues to bloom all summer in great profusion and until after the first frost. It is a vigorous growing, hardy shrub, and when better known is certain to become as popular as the hardy Hydrangea for shrubberies. Without doubt the best new shrub of recent introduction. **25c each; \$2.50 per dozen.**

Crepe Myrtle.—This beautiful shrub is to the South what the lilac is to the North, only is a more profuse and lasting bloomer, remaining in flower from early summer until frost. It is hardy as far north as southern Kansas. The flowers bloom in great clusters of delicately fringed panicles. Makes a charmingly beautiful hedge or single specimens. Grows 10 to 15 feet high when fully matured. Every lawn should have this excellent shrub. Red white, pink, purple. Price, **35c each; dozen, \$4.00.**

Calycanthus.—This is the old garden favorite sweet-scented shrub. Beautiful foliage with sweet-scented flowers, which, held in the hand until warm, give out a most delightful fragrance. Price, **25c each; dozen, \$4.00.**

Deutzia

A showy class of shrubs, especially valuable owing to their compact growth, luxuriant foliage and free flowering qualities.

Deutzia Pride of Rochester.—Resembles Crenata, except that the flowers are pure white, with a faint shade of blush on the outside petals. Strong two-year plants. Price, **35c each; dozen \$4.00.**

Flowering Shrubs

Continued

Forsythia (Golden Bell) Viridissima.—Foliage deep shining green; flowers bright yellow. A fine, hardy shrub and one of the earliest to flower during the spring. Price, **2-year-old plants, 35c; dozen, \$4.00; large plants, 50c; dozen, \$5.00.**

Lilac.—This is one of the old-time and deservedly popular spring flowering shrubs, delightfully fragrant purple flowers. We offer an improved variety. **Large Field Size, 75c; dozen, \$7.50; smaller size, 35c; dozen, \$4.00.**

Snowball Japan.—Large white flowers. Protect from sun. Price, **35c each; dozen, \$4.00.**

Spireas

No other class of shrubs embraces a more extensive variety of flowers, foliage and habit of growth than Spireas. Hardy and desirable.

Spireas Billardi.—Bright with dense panicles of rich pink flowers in July and August. **35c and 50c each.**


Spirea Anthony Waterer.—A red flowering variety of dwarf habit; very fine. Price, **35c and 50c each.**

Spirea Van Houttei.—Grandest of all the Spireas; always beautiful, but when in flower a complete fountain of white bloom, the foliage hardly showing. **35c and 50c each.**

Hedge Plants

California Privet.—This is the most popular hedge plant, is perfectly hardy, with dark evergreen foliage. One of the best of all hedges. Also makes fine pot specimens. Price, 18 to 24-inch, **each, 5c; dozen, 35c; 100 for \$2.50; 24 to 30-inch, each, 10c; dozen, 60c; 100 for \$3.50.**

Amoor River South.—This beautiful new evergreen plant is used for hedges and as an individual plant has no equal. Price, **2-year-old plants, each, 20c; \$15.00 for 100, prepaid.**



Aithea Used as a Hedge



Arborvitae Rosedale

Choice Evergreens

Abelia Grandiflora.—A beautiful evergreen shrub attaining five feet with profusion of star-like pink and white flowers. **2 to 4 yr. old, No. 1, 60c each.**

Barberry, Holly-leaved or Mahonia.—(Mahonia Aquifolium). Very handsome; yellow flowers in spring; dark green leaves. **3-yr. old, No. 1, 50c each.**

Box Tree, or Buxus.—Very dwarfish, glossy, green leaves; an old favorite. **12 to 15-inch, No. 1, 60c each.**

Cape Jasmine.—(Gardenia Florida). The Cape Jasmine is a rather tender shrub, attaining a height of six feet, with thick evergreen shining foliage, and double waxen Camellia-like very fragrant flowers. It is a great favorite. **2-yr., 40c each.**

Euonymus Japonicus.—Attains a height of eight feet with thick, glossy green leaves; is perfectly hardy. **12 to 15-inch, 40c each.**

Ligustrum Japonicum.—The finest of the Ligustrums or Privets. A strong, upright grower with rank foliage; blooms profusely, followed by clusters of purple berries. Used largely as a shade tree in southern cities. **3-yr. old, No. 1, 50c each.**

Guthrie, Ky.

Rumble & Wensel Co., Natchez, Miss.:

Gentlemen—You will please find inclosed the \$1.00 as balance due on the 4 bushels of Lespedeza Seed which I recently ordered of you, and I wish to thank you very much for your promptness in the matter.

I will certainly know where to order seed from in the future as I like your way of doing business.

I will be glad to receive a price list from you every fall and spring.

Again thanking you for your courteous treatment, I remain,

Yours very truly,
(Signed)

R. L. D.



Southern Fruit Trees

Varieties of Pecans



Day Apple

Apple

Red June, Day, Yellow Transparent, Ben Davis, Russet, Ark. Black. Prices, except Day, 3 to 4 feet, each, 30c; 10, \$2.50; 50, \$10.00; 100, \$18.00. Stark's Delicious, Shockley.

Mississippi's Best Apple

Known as the Day Apple.

This apple possesses all the good qualities characteristic of a summer apple. Trees are very vigorous and quick growth, often bearing fruit in two years after planting; and the most prolific bearer known. Begins ripening first of July and continues for six weeks. The Day Apple is appreciated and recommended by all who know it. Every farmer in the state should plant a few trees of this valuable apple. Price of "Day" 50c each; \$35.00 per 100.

Pear

Kieffer, Japan Russet. Prices, 3 to 4 feet, each 35c; 10, \$3.00; 50, \$12.50; 100, \$23.00. LeConte.

Grapes

White and Black Scuppernon, Concord. Price, 35c each. Niagara.

Plum

Abundance, Wickson, Wild Goose. Price, 35c each. Red June.

Figs

(One and two years.)

Brown Turkey, Celestial, Native Yellow. Prices, each, 30c; 10, \$2.50; 50, \$12.00; 100, \$20.00.

Umbrella China

Assumes a dense spreading head, looks like a giant umbrella, unique appearance, a most desirable shade tree, makes rapid growth, would improve any property. Prices, 3 to 4 feet, each, 50c; 10, \$3.50; 4 to 6 feet, each, 60c; 10, \$4.50.

Our nursery stock all inspected, certified stock in accordance with provisions of Nursery and Orchard inspection laws of the different states.

Silver Leaf Maple, 5 to 6 ft., 75c each.

Stuart.—The trees of this sort grow to be magnificent specimens and bear heavy crops of very large nuts, shell easily cracked, kernels plump, filling the shell completely. The quality is the best.

Van Deman.—Standard variety of great merit. Tree of strong growth. The nuts are of extra large size, of slender shape and pointed at both ends. Shell thin and easily cracked, of reddish-brown color, with darker specks. Kernels full and plump and good flavor.

Pabst.—A large, round nut, with rather strong shell and darker meat than the rest. Very tender, sweet and delicious. The tree is a strong, vigorous grower and very productive.

Frotscher.—A strong-growing variety, which has done well nearly everywhere it has been planted. Nuts large and thin shell. Quality good.

Jerome, or Pride of the Coast.—Tree a vigorous grower and prolific bearer. Nuts large, running 45 to the pound. Quality extra good. Has won first prize on flavor at the Mississippi State Fair.

Success.—Considered a good variety and classed with the best.

It is a conceded fact that an investment in a pecan grove like the above varieties has no equal as a revenue. Uncle Sam says, stock in the Standard Oil Company not excepted. They will begin bearing about as quick as an apple orchard, and \$50.00 per barrel looks mighty good to me. Prepare now for old age and your family, when you have passed away.

Our Nursery is located about half way between Port Gibson and Hermanville, Miss., in the Y. & M. V. R. R., and can ship on short notice from either point.

PRICES:

	Each	10	100
1 to 2 feet.....	\$1.00	\$9.00	\$85.00
2 to 4 feet.....	1.25	10.00	90.00
3 to 4 feet.....	1.50	12.50	100.00

The budded or grafted pecan tree will begin bearing at 4 to 6 years old, and at 10 to 12 years will bring you in money that you never dreamed of.

A pecan grove is the best inheritance a parent can leave to his family.

Peach Trees

Mayflower, Elberta, Greensboro, Mamie Ross, Crawford's Late, Chinese Cling, Belle of Georgia. Prices, 3 to 4 feet, each 25c; 10, \$2.00; 50, \$8.00; 100, \$15.00.

Carman, Gordon.

Japan Walnut

Price, 2-year-old, 4 to 5 feet, each, 50c; 10, \$4.00. Cherry and Quince, 40c each.



Elberta Peach



Grow a Green Blanket to Protect Your Soil During the Winter

Legume crops (alfalfa, clovers, vetches, etc.) are best for cover crops. They keep your surface soil on your own farm and prevent its being washed away into some stream or on to your neighbor's land. They enrich your soil in nitrogen—the most important fertilizer, as well as the most expensive to buy.

Inoculate all your legume seeds with

Mulford Cultures


FOR LEGUMES

Small Cost

Large Returns

Easy to Use

No Labor Expense



This drawing, made from an actual photograph, shows inoculated Vetch compared with an uninoculated specimen.

MULFORD CULTURES will supply your legume crops with billions of nitrogen-collecting bacteria. These bacteria will be busy all winter long gathering free nitrogen from the air and storing it in your soil for following crops.

Furthermore, MULFORD CULTURES will make your clover, vetches and other legume crops bigger, stronger, healthier—will make them richer as feed crops and more profitable as fertilizing crops.

An inoculated cover-crop planted each fall will always keep your soil well supplied with humus and nitrogen—will insure your land against wearing out.

Successful inoculation depends largely upon the quality of the cultures used for that purpose. That is why we recommend MULFORD CULTURES, which are scientifically prepared and tested by experts in the biological laboratories of H. K. Mulford Company, Philadelphia, U. S. A., with the same exacting care as Mulford Antitoxins, Serums, Vaccines, etc., which are standard all over the world.

MULFORD CULTURES contain enormous numbers of the desired nitrogen-fixing bacteria. The sealed bottles in sure purity.

Always specify on your order what crop you want to inoculate, as there is a different strain of bacteria for each legume.



- | | | | |
|----------------|-------------------|----------------|-------------|
| ALFALFA | BURR CLOVER | VETCH | LIMA BEANS |
| CRIMSON CLOVER | Yellow Clover | Horse Beans | Lupins |
| SWEET CLOVER | Berseem Clover | VELVET BEANS | Sainfoin |
| WHITE CLOVER | COW PEAS | Perennial Peas | Lespedeza |
| RED CLOVER | SOY BEANS | SWEET PEAS | Beggar Weed |
| ALSIKE CLOVER | Canada Field Peas | GARDEN PEAS | and Others |
| Mammoth Clover | PEANUTS | GARDEN BEANS | |

Those printed in CAPITAL LETTERS can be shipped immediately from stock. The others will be prepared to order and can be supplied in a few days.

PRICES

MULFORD CULTURES are supplied for the varieties of legumes listed, at the following prices:

- 5-Acre Size, \$5.00 ("A Dollar per Acre")
- 1-Acre Size \$1.50
- 1-4 Acre Size50
- Small Size (Supplied only in 4 varieties, for Garden Peas, Garden Beans, Lima Beans and Sweet Peas)25

Free Descriptive Literature Sent Upon Request.

Rumble & Wensel Co., Natches, Miss.:

Gentlemen:—Enclosed find Bank Draft for \$1.00 to cover my account with you. Received seeds O. K. and am well pleased.

Yours very truly, (Signed) J. I. B.

"I will make quite a good order for your seeds next Spring, as I have had good luck with what I have bought of you in the past."


S. A. C., DeFunlak Springs, Fla.

Tutwiler, Miss.

Rumble & Wensel Co., Natchez, Miss.:

Gentlemen:—I was so well pleased with hedge plants and rose bushes, even if two of my rose bushes did die. Want my friends here to become better acquainted with you, hence the names I am sending you.

(Signed) MRS. H. B. F.



Buckeye Incubators

Guaranteed to Hatch More Chicks—And Better Chicks Than Any Other Incubator!
25 years of consistent service makes this guarantee AN ASSURANCE.

The "Buckeye" is unquestionably the best incubator made. Our customers have proven that by comparative tests with all other brands. They never fail to hatch more chicks and better chicks.

Every "Buckeye" we sell is **GUARANTEED** to hatch more chicks and better chicks—and—**THEY NEVER COME BACK!**
That's the Proof.

The "Buckeye" is recommended by all the Agricultural Colleges and Experimental Stations. Made in seven sizes.

65 Eggs	120 Eggs	210 Eggs
\$10.50	\$18.50	\$24.50

ASK FOR A BUCKEYE CATALOG

Or come in and let us show you how a Buckeye operates.

THE BIG POULTRY SUPPLY HOUSE

"We never recommend anything we would not use ourselves."

The "Standard" Colony Brooder

Broods 100 to 500 Chicks only \$17.50.

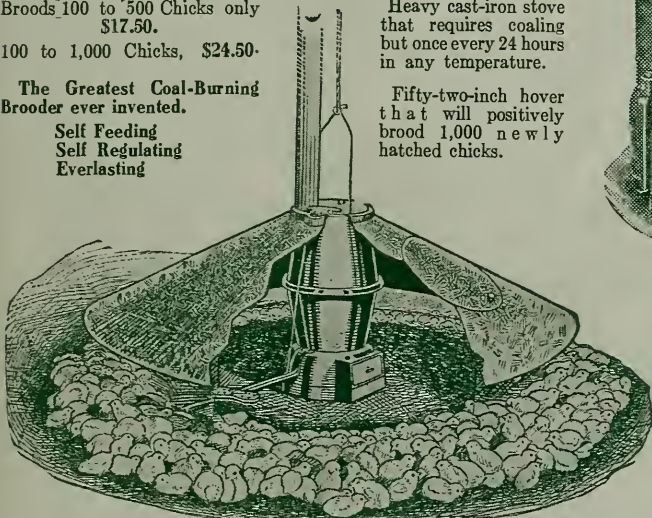
100 to 1,000 Chicks, \$24.50.

The Greatest Coal-Burning Brooder ever invented.

Self Feeding
Self Regulating
Everlasting

Heavy cast-iron stove that requires coaling but once every 24 hours in any temperature.

Fifty-two-inch hover that will positively brood 1,000 newly hatched chicks.



30 DAYS' FREE TRIAL

The Standard Colony Brooder is the most practical brooding device ever invented. It will do anything and everything that any other brooder will do, and do it better. It is infinitely more satisfactory than brooders selling at twice the price. We are so positive that it cannot fail that we will permit you to try one for thirty days and write your own **Money-Back Guarantee.**

No questions asked if the Standard Colony Brooder does not suit you in every way. Used by over 11,000 large and small breeders.

Ask for illustrated "Standard" Catalog or send us your order and your own guarantee.

"SECURITY" PORTABLE BROODERS, \$15.00.

The Oil Burner that Broods like a Coal Burner. Capacity 100 to 150 chicks.



Hanging Baskets

Hanging baskets are usually an abomination when it comes to watering them. They must be carried out of the house to be watered and usually need watering again about the time they are ready to be carried back.

The "Illinois" Self-Watering Hanging Baskets need watering not oftener than once a week and **"NEVER LEAK A DROP"**

Drooping vines attain an unusually luxuriant growth in these baskets. They may be hung by chains or cords or set on small table, tabouret or pedestal.

No.	Height	Width	Length	Capacity	Price
8	6 in.	8 in.	square	1 qt.	\$1.00
10	7 in.	10 in.	square	1½ qts.	1.25
12	8 in.	12 in.	square	2½ qts.	1.50
14	9 in.	14 in.	square	3½ qts.	1.75

CHAINS FOR HANGING BASKETS

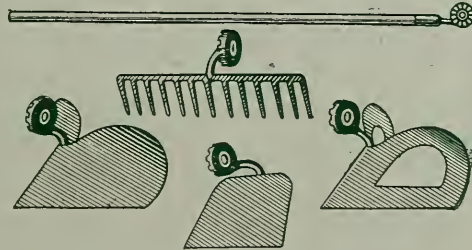
These are made of a Special Rust Proof galvanized material. Very strong, and will never rust or break. A stout ring 1½ inches in diameter with 4 strands, each 20 inches long and each terminating with a strong "S" Hook. Price, 20 cents per set.

Extra length chain of the same kind 2½ cents per foot. All prices f. o. b. Natchez.

Poultry Raising not only Pays, but It is Patriotic. It will help win the War.

Four Strong, Simple Tools in One

The Tools That
Take the Backache
Out of Gardening



All in One

THE HANDY HOE-PLOW
Handy Hoe, Pulverizing Cultivator, Handy Rake

Will Make Your Garden
Work a Pleasure and
Your War Garden
a Success

All Adjustable

With one strong handle, our three different hoe blades and adjustable rake you have a simple, practical garden tool for every need, which can be instantly changed for the quickest and best results for the kind of work you have to do.

Figure 1. Illustrates the Hoe Plow. When plowing it cuts a smooth level bottom completely turning the surface of the soil. By setting at different angles it makes wide and narrow furrows. By reversing it you can cover a planted furrow in one operation.

Figure 2. Shows the Handy Hoe Blade in normal position for general use. It can also be adjusted for scalping. By setting the blade forward it serves as a weeder and can also be used as a sleet and ice shaver.

Figure 3. Illustrates the Pulverizer hoe. Besides serving all the purposes of the Hoe Plow it serves as a sub-soiler and is especially adapted for loose soil.

The adjustable all purpose rake is useful in any angle it is set. In a reversed position it is ideal for raking lawns because it picks up everything without its sharp edges damaging or tearing up the surface. In this position it also serves as a pulverizer to crush hard lumps in gardens. In the ordinary position it serves all the general purposes.

Remember—You always have your handle in a natural position. With these tools you stand erect and do twice as much work with less effort.

Complete set, \$3.25 f. o. b. Natchez, Miss.

Special price to dealers in job lots.



WARDWELLS
WAX BEANS



PRIZETAKER
ONION



EXTRA EARLY
ECLIPSE BEETS



EARLY PURPLE-TOP
TURNIP

RUMBLE & WENSEL
COMPANY
SEED SPECIALISTS

NATCHEZ, MISS.



FLAT DUTCH
CABBAGE