


## **Historic, Archive Document**

Do not assume content reflects current scientific knowledge, policies, or practices.



62.45

INDEX



FALL 1917

Established 1890

SPRING 1918

# NEWTON NURSERIES

J. R. WOODHAM, Proprietor



#### INSPECTION

My Nursery Stock is inspected by the State Entomologist of the Agricultural College every year, to be sure that the stocks are entirely free from injurious insects and disease, and a Health Certificate accompanies every shipment of nursery stock

#### FUMIGATION

I have an up-to-date fumigating house and am prepared to fumigate every order, if requested to do so, with hydrocyanic acid gas, which insures freedom from insect pest. All orders will be fumigated before shipping into states whose laws require it.

---

NEWTON, : : MISSISSIPPI

## Please Read This Carefully

The Newton Nurseries were first established in 1890, and have since that time been under my direct supervision, during which time I have fruited and tested many hundred varieties, both new and old, many of which were found in this and adjoining localities. This experience enables me to offer only the best varieties that are worthy of planting in our soil and climate. My purpose has always been to keep up to date with all new standard varieties. I carefully and constantly watch the different fruits, giving close personal attention to grafting, budding and propagating, this insures protection to myself and customers.

**Location**—The Newton Nurseries are situated just outside the incorporated limits of the thriving and prosperous little city of Newton, in the central portion of Newton County, on the Alabama and Vicksburg railroad, 30 miles west of Meridian and 65 miles east of Jackson. The New Orleans, Mobile and Chicago railway crosses at Newton, 162 miles north of Mobile, Alabama. .

**Shipping Season**—I begin digging stock and shipping by November 1st, and continue until April 1st. Place your order as early as possible so as to give time to dig, carefully pack and ship promptly without rushing. Do not expect your order rushed through the same day it is received. Be reasonable. I assure you that your order will have the same personal attention as if you were standing face to face with me while selecting and digging them.

**How Shipped**—I have adopted the plan of shipping nearly all orders by express since the reduction in express rates has made it cheaper to bale and ship this way, rather than box and ship by freight, as the bales weigh only about one-half as much as boxes. Then too, this insures a quick delivery.

**Freight**—Large orders will be boxed and shipped by freight when I consider it advisable or upon request of customer.

**Parcel Post**—None but small trees can be sent by parcel post, as the limit of 72 inches length and girth prohibits large bales going by mail. If possible have your orders go by express.

**Packing**—Our stock is packed in the best way known to the trade, in bales or boxes according to the requirements of the shipment. My method of packing has proved successful and will carry all orders safely to the most distant part of the United States. No charges will be made for packing and delivering at express or freight office. All customers are to pay transportation charges.

**Terms**—Cash must accompany all orders. **Positively** no stock will be shipped to unknown parties unless full amount of cash is sent; except when ordered by express C. O. D. Orders by express C. O. D. **must** have 20 per cent of the amount of the order in cash to insure the stock will be accepted. This is a convenient way as the express company collects and pays the amount for only a few cents extra.

**How to Remit**—By postoffice or express money orders, or cashiers' checks. One and two cent postage stamps will be accepted for orders amounting to less than \$1.

**Claims**—All claims for errors, mistakes or dissatisfaction must be made on receipt of stock, otherwise such claims will not be granted. **Positively** no attention will be paid to claims made several months after orders have been shipped.

**Replacing Dead Trees**—I make no promises to replace trees that die from careless handling or setting, or from causes over which I have no control. Experience of many years has proven beyond a doubt when customers want stock replaced they have neglected trees by exposure before planting or have carelessly planted out hurriedly, neglected to cultivate, and allowed grass to grow around them until they die. The customer who attends carefully to his trees giving them all necessary attention never asks to have them replaced. I promise only what I can do. And fulfill what I promise.

**Substitution**—It will save time and correspondence if purchasers will state whether they desire us to substitute, in case any of the varieties ordered are exhausted. Those who are unacquainted with the different varieties will find it to

their advantage to leave the selection, to some extent, to me. Tell what you want time of ripening, etc., and I will exercise my best judgment in filling your order. I never substitute orders unless requested to do so. Should your order call for any variety or size I cannot fill I will fill what I can and return every cent due you. 26 years dealing with customers to please each one when possible is why my business continues to grow.

**Mistakes**—I use every precaution possible to have every variety true to name and label. It is mutually agreed and understood between myself and customers that if any variety proves untrue to label I will refund only the original price paid for the stock.

**Quality of Stock**—Only the highest grades of seedlings are used in the Newton Nurseries. I don't offer to compete with the worthless stock that is shipped out from many so-called cheap nurseries. A few cents more for a tree worth the price asked is always cheaper than worthless stock at any price. Remember the best is always the cheapest.

**References**—Any bank or business house in Newton, Postmaster or express agent. Twenty-six years before the public is my best guarantee for honesty and upright dealing.

**When is the Best Time to Set Out Fruit Trees?**—This is a question often asked: I have set trees of every kind from November 1 to April; and find by experience that there is no special time or date to set out trees. Setting out no deeper than they grew in the nursery, with good care and attention afterwards, is the cause of success.

**Buying Nursery Stock**—There is more money spent annually buying nursery stock that is entirely lost than for any other one thing sold. It is impossible to get the majority of people to buy their nursery stock from reliable nurseries, that have a reputation, and give their customers the benefit of years of experience in testing fruits, so that their customers will have the best of varieties.

Nurserymen who have spent many years of hard labor to build up their business and reputation cannot afford to misrepresent their stock.

**Transplanting**—Trees are frequently ruined by bad management after they fall into the hands of the customer. The roots should not be exposed to the sun and wind. If by accident they should be exposed, they should be soaked in water or buried in moist soil until revived. Should they be frozen, do not unpack them, but bury the entire box or bundle until thawed. If you are too busy to set them out as soon as received, cut the branches apart and cover the roots with earth well moistened until planting time. But it is better to drop everything else and plant them at once. It is better to dig the holes and prepare fertilizer before going after the trees, as it hastens the planting. Holes should be dug 2 to 3 feet in diameter and 18 inches deep; the larger the better. Fill them with rich top soil, with a shovelful of rotted manure well mixed with the soil. Cut off all bruised or long roots to within 6 inches of the tap root; with a smooth slope cut from the bottom of the root. Spread out the roots in their natural position; never leave them crooked. Fill the loose soil well with the fingers between the roots, then tramp well around the tree. Do not plant any nursery stock only the same depth it grew in the nursery. If the soil is dry, always use water when set out; never set out in mud and water if possible to avoid it.

**Planting Fruit Trees** with dynamite is now becoming much cheaper than digging holes. For planting pecan trees which have long tap roots, bore holes with a 1½ inch auger or punch with crow-bar four feet deep. Place a 60 per cent stick of dynamite in bottom. This will burst the soil 6 feet deep and 6 to 8 feet in diameter. Mix with this soil several bushels of rich top soil and well rotted manure and pack the soil heavily while filling the holes. It is best to have a good heavy rain after filling to settle the soil. Before planting there is great danger of the soil settling down too low when bursted with dynamite. Planting apples, peaches and other trees one third of a stick of 60 per cent is sufficient. Be sure to have the soil heavily packed down before planting.

**Pruning Trees**—All new set trees should be pruned in the spring when sap

starts, so that the tops will correspond with what has been cut from the roots. Neglecting this often causes the loss of immense quantities of trees. Side branches should be cut back to within 6 inches of the trunk. One-year trees should be cut off three or four feet from the ground, so as to form low heads, which will protect the trunk from the hot sun.

**Cultivation**—All new set out trees, vines and every kind of shrubs or roses should be well cultivated. Allowing weeds and grass to grow around young stock checks its growth and often kills the trees. If you will do your part you will have but little complaint to make or blame the nurserymen.

**Blight**—For pear and apple the only remedy is to cut off the affected parts a few inches below where they are affected and burn. Spraying does not check or stop blight.

Examine trees in November and March every year for borers, and take out when small, and before they have injured the tree. If you neglect this even one year the borer becomes full grown and has injured the tree.

Keep rabbits from gnawing the bark by painting the body with blood in the fall, or in the absence of blood, wrap them with paper or broom sage two feet high.

For Insect Pest disease of any kind found on fruit, shade trees, shrubs, rose vines, etc., write to the entomologist at the agricultural college of your state. He can furnish you printed matter on diseases and spraying mixtures of all kinds. You can also write your congressman at Washington to furnish you bulletins on growing any kind of fruit. These bulletins are all free. I have no printed matter on the above is why I refer to them.



The varieties offered in this list have been selected from over one hundred different varieties tested on my own ground during the past twenty years. The best varieties ripening in succession that is suited to the soil and climate of the Gulf states. Northern varieties for fall and winter use are worthless here as they begin to decay and drop their fruit in August. Apples succeed best on soils with red clay subsoil. Dry basin or bottom soils is a good place to set the apple. They can be successfully grown in the Gulf states by careful selection of varieties. Do not try to grow regular crops in an orchard. Cultivate from early spring till middle of July. Occasionally to keep down weeds, manure broadcast. If the soil is poor with straw and leaves from the forest barnyard and manure or something to feed the trees, also on some soils phosphate and potash should be broadcasted evenly. Set out 20 to 25 feet each way. My apple trees are budded or grafted on seedling stock. No better trees grown.

#### PRICES

Two years strictly first class heavy, 4 to 7 feet, 25c each; 25 to 50 trees for \$5.00 each. 50 to 100 trees for \$10.00 each.

One year, first class 3 to 6 feet, 25c each. 25 to 50 trees price, \$5.00 each. 50 to 100 trees, \$10.00 each.

One year trees, by mail, cut back to 2 feet 25c each. \$5.00 per 50.

If you have never grown good apples, ripening from August until frost, try a few trees each of **Simmon's**, **Summer Queen**, **Bonumn**, **September Red**, **Bill Arp** and **Ford's**. They are the finest fall and late apples you ever saw, ripening when no other fruit is in season.

## ...Prices for Spring of 1918...

---

Make up your order from prices given in this list, instead of those in catalogue.

---

Owing to increased prices of nursery stock, supplies, labor, etc., I have been compelled to make a small advance over prices given in catalogue, which was printed early in the season.

Nursery stock of all kinds is unusually scarce for spring planting. Many nurseries report: "Sold out entirely."

The rush for trees during the Fall months was the greatest ever known.

I am offering a very fine stock for Spring, and I hope to be able to fill all orders sent me.

---

**Apples:** One and two years, 4 to 7 feet, 25c each; \$20 per 100 trees. Fifty trees or over will be sold at hundred rates; less than 50 trees, 25c each will be charged.

**Peaches:** One year, 3 to 5 feet, 25c each; \$20 per 100 trees. Fifty trees or over will be at hundred rates; less than 50 trees at 25c each.

**Peaches:** One year, 2 to 3 feet, 20 cents each; \$15 per hundred. Fifty trees at 100 rates.

**Note**—I wish to call your special attention to the above mentioned small peach trees, which are certainly a bargain at 15 cents each by the hundred. They are well rooted trees, but did not reach their full growth, owing to the continued drouth of last summer.

I have a nice lot of the following varieties not listed in catalogue:

✓ **Rex:** A large, yellow, red cheek, semi-cling, very fine, ripening about the time of Greensboro.

✓ **Mamie Ross:** Large white, red cheek, fine flavor, ripening about time of Carmen.

The two above varieties have fruited in my orchard, and I can recommend them as being very fine.

Prices of these varieties same as above in both sizes.

**SPECIAL PRICES ON EARLY WONDER PEACH—**40 cents each; 3 for \$1; \$4 per 12.

Please do not overlook the price of Early Wonder Peach in making up your order. I have a very fine stock of this variety. A few of these should be included in every order.

**Figs:** The early cold has killed all nursery grown fig trees over the South. Only the roots can be supplied, cut back to the ground. These roots, planted same as trees, covered with soil or straw until spring, make as fine trees as any. In fact, all young fig trees should be cut to the ground when planted, and covered to avoid being killed by freezing.

I can supply these roots in ✓ **Lemon** and ✓ **Celestial** at 25 cents each.

**Mulberries:** Entirely sold out. No trees to be had in the South.

**Pears:** One and two years, 4 to 6 feet, 40 cents each; \$4 per 12.

I have a very fine stock of pears to offer, such as will please the most exacting.

**Japanese Walnuts:** Three year, 4 to 6 feet, very heavy, \$1 each.

**Plums:** Four to 6 feet, well branched, 40 cents each; \$4 per 12.

**Plums:** Three to 4 feet, 25 cents each.



**Pecans:** One to 2 feet, 50 cents each; 3 to 4 feet, \$1 each; 5 to 6 feet, \$1.50 each.

My Pecan trees are strictly first class, well rooted, worth double the money when compared with those sent out by some nurseries and Pecan companies.

My stock is mostly Stuarts, but I have a few Success and Bass' Paper Shell to offer.

**Grape Vines:** One year, 15 cents; \$1.50 per 12.

**Bulace or Muscadine Grapes, Scuppernong and James:** 25 cents each; \$2.50 per 12.

Where Grape Vines alone are ordered I will send them singly or by the dozen by mail, postpaid, at above prices.

**Strawberries:** Seventy-five cents per 100; \$4 per 1,000.

Owing to the extreme drouth of last summer strawberry plants are very scarce this season. Orders for 500 plants and more will be shipped from a good reliable wholesale grower in Arkansas, as I cannot supply large quantities of my own growing this season.

**Carolina Poplar:** Eight to 10 feet, very heavy, fine specimen trees, \$1 each.

**Silver Leaf Maple:** Six to 8 feet, heavy, well branched specimens, \$1 each.

**Umbrella China:** Three to four feet, 50 cents each; Fine specimens, well branched, \$1 each.

**Magnolias:** One to 2 feet only, 50 cents each.

**Irish Juniper:** Twelve inches, 50 cents each; 18 to 24 inches, \$1 each.

I offer a fine stock of this beautiful evergreen. Each tree will be packed with soil around root to insure living.

**Rosedal Arborvitae:** Twelve to 18 inches, \$1 each.

**Cape Jasmine:** Twelve inches, 50 cents each.

**Crape Myrtle:** Twelve inches, 50 cents each.

**Hydrangea:** 25 and 50 cents each.

**Amoor River Hedge:** Two years, heavy, 10 cents each; \$7 per 100; one year, medium, well rooted, 5 cents each; \$5 per 100.

My stock of hedge is large and fine; can supply this in large quantities. Be sure to state in your order if you want your hedge pruned, ready for planting.

**Roses:** My stock of roses is small, prices same as those given in catalogue. Can supply Marechal Neil, Reine, Marie Henrietta, Climbing Kaiserine, Madam De Wattville, Bon Silene and Louis Phillippi.


All orders will be carefully fumigated before leaving the nursery, as now required by the Entomologist of the State. This is a great protection to me as well as to my customers, since no living insect can possibly be left on the trees after being properly fumigated.

All orders will be filled as quickly as possible after being recieved, weather condition permitting.

Thanking my customers for the unusual good business of the present season, and assuring you that each and every order, be it ever so small, will have my personal attention.

January 1, 1918.

J. R. WOODHAM,  
Newton, Miss.



**Eonum**

**Early Harvest**—Large, bright, yellow, tender and juicy and of the highest quality; indispensable, even in the smallest collection. Also known as Yellow May; the first to ripen, June 1 to 15.

**Red June**—Medium deep red, oblong, with splashes of yellow; juicy, tender and highly flavored, but tree of slow and dwarfish growth. Ripens June 15 to July 1.

**Early Red Margaret**—Small to medium, rather flat; skin yellow, with dark red stripes; of high flavor, strong grower and desirable, and ripens June 20 until July 20. A better fruit than Red June.

**Striped June**—Medium, red striped, very tender; tree a strong grower, good bearer, ripening during June.

**Horse**—One of the best known apples, large, green; acid, fine cooking and drying. Tree thrifty and productive. Ripens through July.

**Reagan**—Medium to large, red strip-



**Reagan**

ed, tender, juicy and sweet; immense bearer; one of the best eating apples known; tree a strong grower, and young bearer; ripens during July and August, lasting six weeks. This apple is known over the state under many different local names, as Day, Clark, Boler and Jack.

**Summer Queen**—Large, oblong, green with red cheek; yellow; flesh fine flavored. One of the most desirable August apples. Should be in every collection.

**Yates**—Large, red striped, sub-acid, very juicy; one of the best cider apples known, often weighing twenty-four ounces; an old variety, brought from South Carolina to this state in 1810; ripens in August and September.

**Bonum**—Large, dark and red stripes on lighter ground; sub-acid, rich and delicious. Ripens last of August to September. This apple should be planted by everyone as it ripens when other fruits are gone.

**September Red**—Medium, red, yellow flesh, fine quality, thrifty grower and heavy bearer, ripening during September. This apple has been selected from 30 varieties as being the best of its season.



**Summer Queen**

**Yates**—Small to medium, juicy, highly flavored and aromatic; good grower and immense bearer; an excellent dessert fruit and perhaps the most valuable late cider apple. Ripens in October.

**Bill Arp** (Doolittle)—Medium, green, pale red cheek, tender, good quality, ripens in October, and keeps well; early and heavy bearer.

**Bill Arp** (Doolittle)—Large, red cheek, mostly covered with deep crimson and white dots; flesh yellow, tender and sweet, of best quality; tree strong, upright grower. Ripens during last of September and through October.

**Ford**—Large, red striped, high quality; a fine keeping apple; origin unknown; grown by W. M. Ford, of Bezer, Smith county, Miss., who says the tree came from Texas many years ago. Known around Laurel as Parker. Growth of tree and fruit resembles Ben Davis.



# PEACHES



A sand loam or sandy hillsides or red clay soils are best suited to the peach, but will adapt itself to almost any soil if well drained. Plant one year trees, cut back to single stem or switch to 12, 14 or 36 inches, as you prefer. A low headed tree is the best for the life of tree and for fruit. Remove the soil for one or two inches deep around the tree in fall and examine for the borer; examine again in spring, then hill up the soil one foot high around the trees and remove again in fall. The apple borer is entirely different; they cut into the heart of the trees and live for two years. Look after them in fall and spring, running a small wire after them in their run.

Set out 16 to 20 feet each way. My peach trees are all budded in seedling stocks. I offer no seedling peach trees for sale.

## PRICES

First class, 3 to 5 feet, 25c each. 6 to 7 feet trees at 50c each. 8 to 9 feet trees at 75c each.

Small trees by mail 1 to 2 feet, 50c each; \$1.00 per 2, postpaid.

## SPECIAL VARIETY

Early Wonder or (Neva Myss), 35c each; 3 for \$1.00; 12 for \$4.00.



**Early Wonder**

**Early Wonder**—Medium white with red cheek; very juicy and tender; cling stone. The earliest of all to ripen; last of May. This is the same peach that is so extensively advertised by the Kittrell Plant Co. of North Carolina as Neva Myss. We bought this variety from them and have fruited it for two seasons.

**Mayflower**—Large, deep red; good quality; one of the earliest ripening; last of May to June. Originated in Copiah county, Miss. Ripens just after Early Wonder.

**Greensboro**—Large, white, red cheek; a fine and desirable fruit. Ripens middle of June.

**Alton**—Fruit large; pale, straw color,

with a delicate pale red cheek; melting, juicy and of the highest quality. One of the very best early peaches. Ripens June 15 to 20.

**Carmen**—Large, white, blush red cheek, rich, melting, delicious flavor; heavy bearer, ripening last of June. No orchard should be without this variety.

**Belle of Georgia**—Very large, skin white, with red cheeks; flesh white, firm and of excellent flavor. We consider it one of the best varieties for eating. The tree is a rapid grower and comes into bearing at an early age. Ripens middle of July; freestone.

**Duggar's Golden**—Large, yellow, cling-

stone, with red cheek; one of the most beautiful. This has been our best canning peach for years. Ripens middle of July.

**General Lee**—Large, yellowish-white, mottled and washed with carmine; flesh creamy white, red at the stone, very melt-

ing, juicy and excellent; clingstone. Ripens July 1 to 20.

**Thurber**—A seedling of Chinese Cling which it resembles in size and color. Large to very large; skin white, with light crimson mottlings; flesh juicy, vinous and of delicate aroma; texture exceedingly fine; freestone. Ripens July 1 to 15.

**Elberta**—Very large; skin golden where exposed to the sun, faintly striped with red; flesh yellow, very fine grain, juicy, rich, sweet and splendid flavored. Ripens July 15;

**Gilbert**—Large, oblong, white, freestone, has red cheek. Ripens August 1 and lasts three weeks. A seedling grown by S. B. Gilbert, of northeastern Newton county. The best August peach I have ever fruited.

**September**—Large, yellow, red cheek, clingstone; ripening September 1; the best and only peach I can get for September that is worth planting.

**Hudson's October**—Large, oblong, white with pale red cheek; almost identical with Stinson's October. A more reliable and better fruit.

The dates of ripening are given for central Miss. They ripen earlier south and later north.

The above varieties are the best of over 20 years selection.



Belle of Georgia

## FIGS

No fruit is more valuable than the fig. They come into bearing very early. They can be planted closely, 10 to 12 feet apart. The fig is a heavy feeder and requires rich, well fertilized soils. They should be planted on the high soils or near buildings to protect them from freezing and being winter killed. When young fig trees are received during the winter, they should have straw or manure around them to protect them against cold and being killed when set out. It is better to bury the entire tree in dry soil and plant in the orchard after frost is out in the spring.

If figs are planted during fall or early winter, cut back to near the soil and cover the entire stud with soil until spring; by doing this the figs will be sure to grow.

**Prices**—Two to three feet, 25c each.

**Lemon**—Large, yellow, lemon colored, a fine and desirable fruit.

**Celestial**—Medium brown, sweet; the

most delicious of all and the hardiest; will stand more freezing than other varieties; the best for preserves and canning. The business fig of the south.

## MULBERRIES

They succeed on almost any kind of soil, but require strong, well cultivated and heavily manured land to be profitable. They bear at 2 to 4 years old. Set 30 to 40 feet each way.

A few mulberry trees should be planted on every farm for poultry and hogs. They make a quick growing shade tree around the barn. Set out 40 feet each way. 27 trees for one acre.

**Prices**—Six to eight feet, 40c each; \$4 per 12. 4 to 6 feet, 25c each.


**Hick's Everbearing**—Large, black, ripening from May 1 to August, lasting 3 to 4 months; fine for hogs and poultry.

**Downing's Everbearing**—Larger than Hick's and immense bearer for about 2 months; don't last as long as Hicks.

# PEARS

Pears succeed best on strong clay soils or moist basins where there are only a few trees grown; in or near the yard is well suited to them. They require rich soils. It is best not to cultivate, but keep the soil covered with course manure, straw and leaves, to keep down weeds and grass. Set out 25 to 30 feet each way or in single rows 18 to 20 feet apart.

After testing many kinds, I only offer the following; they are worth all others



combined. The northern and foreign varieties are almost a total failure here. I have failed to get a satisfactory early pear yet, after testing many kinds.

The only remedy known for blight, is to cut off the blighted limbs about one foot below where it is blighted, and burn the cut off parts.

## PRICES

Two years, first class, 4 to 6 feet, heavy, 40c each. \$4 per 12. One year to 2 feet, 20c each.

**Garber**—Fruit resembles the Keiffer in size, appearance and quality, but the tree is of more open growth. Comes in ahead of the Keiffer. A seedling of the Chinese Sand pear. Very juicy and delicious. Ripens during the entire month of September. Very strong, upright grower.

**Keiffer**—Fruit large to very large; skin yellow, with bright vermillion cheek; flesh brittle and very juicy, with a marked musky aroma; quality good; tree very vigorous and prolific; begins to bear when four years old. Matures from September

to October. The best of all varieties for canning and preserves.

**Leconte**—Large, yellow, tender and melting. The best eating pear of all the others, ripening during August.

**Chinese Sand**—Large, yellow, fine for cooking and preserving. Tree has never been known to blight. Buds out very early but rarely fails to bear a crop of fruit. These pears are being extensively planted in the south and especially the lower south and near the coast. Ripens in October.

## JAPANESE WALNUTS

The Japan walnut succeeds from Massachusetts southward. It seems to be particularly successful in the southern states. The tree is very handsome, has a large, spreading top. It makes a useful as well as a very ornamental tree. The nuts are borne in clusters of from ten to twenty. The shells are moderately thick, but the kernels are very sweet.

Heavy, 2 year trees, 7 feet 25 cents each.

# PLUMS

There is no fruit that succeeds better than plums. The Japan type is especially fine and desirable; trees thrifty and rapid growers, bearing at two and three years. They succeed on any soil suited to the peach. Set out 16 to 20 feet each way. Examine for the borer same as peaches.

### PRICES

Four to six feet, well bunched, 40c each \$4 per 12. Medium size 25c each.

**Red June** (Red Nigate) Medium to large; deep vermillion red, with handsome bloom; very showy; flesh light lemon yellow, slightly sub-acid; half cling; pit small; a vigorous, upright, spreading tree. Ripens June 1 to 15.

**Abundance**—Large, round, slightly oblong, sometimes verging to heartshaped; skin yellow, overspread with bright red and light purplish bloom; flesh yellow, and of good flavor; cling. Fruit an exceptionally good keeper. Tree vigorous and productive. Ripens June 15 to July 10. One of the best for home use or market. This is among plums what the Keiffer is among pears; the very best.

**Excelsior**—Large, somewhat oblong; bright vermillion red, juicy, sweet, good quality; cling. Ripens middle of June. A very showy and fine fruit; prolific bearer. One of the best of the Chickasaw type of plums.

**Excelsior**—Large; red; tender and juicy. The most sure bearer of any plum known; ripening middle to last of June.

**Terrell**—This is probably a seedling of Excelsior. The tree is a strong, healthy grower, very similar in character of growth to Excelsior and also like Excelsior in that it is a heavy annual bearer. The fruit is of large size, 1 1-2 to 2 inches in diameter, nearly round, ripening middle of July.

I have dropped from my list the Kelsey,



**Abundance, Best of All**

Satsuma, Burbank, Wickson and many others, after trying them for several years. I do not consider them worth growing on account of rotting and other bad qualities.

## PECANS

The pecan is fast becoming the most popular of all nut bearing trees. A first class pecan tree one year old from graft 3 to 4 feet on roots 3 to 4 years old when carefully planted, fertilized and cultivated will commence bearing after planting from 4 to 6 years. Pecans succeed on many kinds of soil, especially on rich bottom or basin soils that are dry. They will not grow on wet soils.

Set out 40 to 50 feet apart. My pecan trees are grafted on seedlings 2 to 4 years old.

to feet . cents each. to feet \$ each. A few extra large ones at . to . each. My prices are as cheap if not cheaper than can be found anywhere, considering the quality of stock.

**Stuart**—Nuts large or very large, 1 3-4 to 2 inches long; oblong; brownish shell strongly marked with dark color. Shell of medium thickness and of very good cracking quality. Kernel full; plump; bright colored. Best quality; flavor rich and sweet, heavy bearer. Tree a strong

grower, with large foliage. Owing to the growing popularity of the Stuart Pecan, I am offering no other variety this season. It has stood the test growing on more different kinds of soil than any other variety. In fact if I were going to plant 1000 Pecan trees, I should plant 990 Stuarts.



There is no fruit that succeeds better than grapes. They bear annually and abundantly, commencing at three years old, and never miss a crop. Why should anyone be without this fruit? They do best on hilly or sloping soils, with red clay subsoil. Never plant them in rich soil, nor where they are shaded. They must have sunshine. They should be set out in rows, eight feet apart, and the rows twelve feet wide. Place strong posts on the rows and two small wires for them to run on, the first wire three feet from the ground, the other about two feet above. Prune one-third to one-half of the old wood in February. Manure annually with phosphate ashes and bone meal broadcast.

#### PRICES

One year, well rooted, fine vines: Each, 1 ; per 1 \$ 00; per 100 00.  
Campbell Early, 25c each.



Campbell's Early

✓ **Moore's Early**—Medium, black, sweet and tender. The earliest of all to ripen. Vines of dwarf growth, should be manured a little heavier than other varieties owing to the slow growth of vines.

✓ **Campbell's Early**—Large, black very fine flavored and good bearer. Ripening later than Moore's Early. A new grape of great promise.

✓ **Wyoming Red**—Medium red, a rich and delicious, almost equal to Delaware; vines of slow growth.

✓ **Concord**—Bunches and berries very large, blue-black, with bloom; skin thin and cracks easily; flesh sweet, pulpy, tender; quality good; very prolific and a vigorous grower. One of the most reliable and profitable varieties for general cultivation.

✓ **Niagara**—Bunch and berry large; is greenish-yellow in color; flesh sweet, and of good quality. Its remarkable size and fine appearance, together with its good shipping qualities and earliness have given it much popularity as a market variety, vigorous and prolific; early. One of the best market varieties.

✓ **Brighton**—Large, bright red, very sweet and delicious; a strong grower; succeeds well; should be in every collection.

✓ **Ive's Seedling**—Bunches large, compact, often shouldered; berries medium, oblong, dark purple, and when fully ripe quite black; flesh sweet, juicy and makes an excellent red wine; strong grower.

The above grapes all ripen from July 1 to August 1.

### Bullace or Muscadine Type of Grapes

Scuppernong and James, 2 year, 25c each; per 100, \$ 25; per 1000, 2.50.

This is a type of grapes peculiar to the south. They succeed on many kinds of soils. Set out 40 feet apart. Train to a strong stake for one or two years. Keep all side branches rubbed off the main vine during the spring so as to grow only one or two vines five or six feet, then train over arbor constructed of durable material. They should be well fertilized and should never be trimmed.

✓ **Scuppernong**—Bunches composed of eight or ten large berries, bronze color when fully ripe; flesh pulpy and sweet, with peculiar, agreeable musky flavor; quality excellent. August.

✓ **James**—Large, black, sweet and of the




best quality. This grape is an improvement on the wild Muscadine. Bears immense quantities at four years from planting; ripens during the entire month of September; should be in every collection.

I call special attention to this fruit, because it is the earliest and heaviest bearing of all the Scuppernon type: bearing at two years old. All Scuppernon vines should have the James planted near them as the polanizing of the Scuppernon

makes them more prolific. If customers only knew the value of the James grape they would never leave them out of their order.

I have a fine collection of T. V. Munson's hybrid grape vines which I have not had time to thoroughly test; I will give one of these grape vines, while they last, with each cash order amounting to \$2.50 or more, provided you ask for the vine when making order.



Strawberries succeed best on soils suited for sweet potatoes. New ground, after being cultivated for one year is a good place to grow them. Soil should be free from crab grass. By planting early, medium and late varieties, this fruit can be



Lady Thompson

bearing from the last of March until June—eight to ten weeks. A very small piece of land, no larger than a garden, will make as much as a family can use. Set in rows four feet wide and twelve to eighteen inches in the row.

**Excelsior**—Very early and productive: good market and shipping variety. Best early variety for family use.

**Lady Thompson**—Very large: ripening with and later than Excelsior. A standard variety for family use or market. Best for all purposes.

**Klondike**—Large, early, productive; a standard market berry; good for family use.

**Aroma**—Very large and late: one of the best late varieties for family use or market.

The above varieties are the best for planting over the south for home use or market.

**Price**

Per 100 .....	\$ . . . . .
Per 1000 .....	\$ . . . . .

My strawberries are grown especially for plants. I cannot compete in price with those who grow the fruit for the market and have plants as a surplus to sell. My plants are true and unmixed.



## SHADE TREES

Shade trees planted in grass sod or along road sides should have large holes, three to four feet, and filled with rich soil from cultivated lands. They should also be cultivated for several feet around for several years to insure a good healthy growth. Where soil is very poor should be kept manured until satisfactory growth is made.

**Carolina Poplars**—A rapid growing shade tree, largely planted as street and avenue trees, where shade is wanted in a few years. Very much like our native cottonwood, a very tall slender growing tree; can be cut back and pruned to make better shade and lower head. Prices 2 to 3 ft., 25c, to 8 to 10 ft., \$1.00.

**Silver Leaf Maple**—Foliage bright green, silvery white beneath. Makes a quick

shade of medium size. Suited to rich soils. Prices 2 to 3 ft., 25c; 4 to 5 ft., 50c; 6 to 8 ft., \$1.00.

**Umbrella China**—A low spreading tree making a large dense shade in 3 or 4 years, succeeds almost everywhere, where a large dense shade is wanted. The most desirable of all shade trees. Prices 2 to 3 feet, 25c, 4 to 5 ft., 50c, 6 to 8 ft., \$1.00.

Fine specimens well branched, \$1 each.

## EVERGREENS

**Magnolia** (Southern Magnolia)—The large broad-leaved evergreen of our swamps, the most ornamental of all broad-leaved evergreen trees. Grows from med-

ium to large with large, thick, glossy leaves. 1 to 2 feet, 50; 2 to 3 feet, 75. No large specimens to offer.

## IRISH JUNIPER

An evergreen growing from ten to fifteen feet high in a perfect column, resembling a pillar of green. Used mostly in cemeteries; very fine.

### PRICES

6 inches 25c each; 12 inches 50c each; 18 to 24 inches \$1.00 each.

## Rosedale Arborvitae

This handsome variety, recently originated in southern Texas, is now attracting a great deal of attention throughout the south. It is of very compact growth, and forms a symmetrical, well-rounded head. The foliage is of a dark bluish-green cast that makes it unique and distinctive in ap-

pearance. Very desirable. 12 to 18 inches, very fine, \$1 each.

## Cape Jesamines

An evergreen shrub with bright, glossy leaves, covered with white blossoms, of a very pleasant fragrance, during June, and also blooms in September. A noted shrub of the southern gardens. Price 12 in., 50c.



Hydrangea

# SHRUBS

## GRAPE MYRTLE.

**New Crimson**—Blooms throughout the entire summer. Great masses of beautifully fringed flowers; 25c each.

**Atelia Grandiflora** (Rupestris)—One of the most satisfactory broad-leaved dwarf shrubs. Graceful, drooping stems and branches are covered with dark, glossy, leaves, in the winter assuming a metallic sheen. Produces an immense quantity of tubular-shaped white flowers about an inch long, which are borne in clusters from last of May until frost. 25c each.

## SPIREA.

**Van Houtte**—A graceful shrub, produces a profusion of white flowers during March.

**Anthony Waterer**—A crimson flowering shrub; continues to bloom during the entire season. Prices of the two above spiraea, 25c each.

**Hydrangea Paniculata Grandiflora**—Produces in July immense panicles of pure white flowers which last for several weeks; a most valuable shrub. A large bed of this plant makes a most striking appearance. This shrub should be grown in rich ground and cut back severely during winter. It will then produce magnificent flowerheads. Price, medium, 25c; large, 50c each.



Spiraea

After testing many shrubs I only offer a few of the best. Many shrubs offered in nursery catalogues are about as worthless as an ordinary bush of the forest, containing no beauty whatever.

## HEDGE PLANTS



**Amoor River Privet**—The true variety. This far surpasses any other evergreen privet. It does well in many sections of the north and east. For the south it is far superior to the California Privet, which loses its leaves during winter whereas the Amoor River Privet retains its bright colored foliage during the entire year. The Amoor Privet is without doubt the most popular evergreen hedge plant of the day. It is of rapid growth, adapts itself to almost any soil not too arid or extremely wet. If properly treated, a hedge may be secured in two years after planting.

**California Privet**—This is a very popular variety for hedges north and west. Leaves larger and growth more erect.

**Note**—To save freight, we always cut back Amoor River Privet before shipping unless avoids any possibility of the plants also avoids any possibility of the plants heating, should there be any delay in transit.

**Prices**—\_ feet and more well branched cents each. My stock of hedge is very fine and I know prices lower than elsewhere.

### HOW TO MAKE A PRIVET HEDGE

Prepare the ground by plowing or spading to the proper width and depth. Open the trench 12 inches wide by 15 inches deep. Apply to this a liberal amount of well rotted stable manure and if this is not available bone meal or some high-grade fertilizer. Mix the manure or fertilizer thoroughly with the soil. Set the plants in a straight line in the trench one foot apart. Set the plants about one inch deeper than they originally stood in the nursery row. Firm the earth well about the roots, level off, and then cut the plant back to within 4 inches of the ground. In the spring after the plants have made a growth of 6 to 8 inches, cut off one-half of this growth, both side and top, and proceed in a like manner with each succeeding growth until your hedge has reached the desired height and width.


## ROSES



All the roses offered in this list are everblooming, or monthly blooming. My list of roses is small but contains the very best varieties of every shade and color desirable in cut flowers and bouquets. I have tested hundreds of varieties and find so many a complete failure and many others of no merit whatever.

**Grafted Roses**—Nearly all roses offered are grafted on strong growing roots, as our best roses are weak growers, and when grafted their blooms are much more abundant, richer in color and bloom well the first season.

Grafted or budded roses should be watched to see that they do not send up



**Marechal Neil**

sprouts from the roots below where they are grafted as the sprouts or suckers are different from the rose buds and should be cut off under the soil as soon as found, as they will outgrow the graft buds. My prices on grafted roses are as low as first-class stock can be grown. They are far superior to the weak roses from greenhouses on their own roots. All roses when set out should be cut back near the ground.

**Marechal Neil**—Deep chrome yellow; always deeper in color and better grown when grafted or budded. This is the most desirable of all yellow climbing roses. Strong grafted or budded plants. This rose should be planted by everyone. Price, 50 cents.

**Reine Marie Henriette (Noisette)**—A rampant climber; fine in bud; free bloomer; in color a bright red; one of the most desirable red climbing roses for the south, often sold as Red Marechal. Price, 50 cents.

**Madame De Watteville (Tea)**—Stands in a class by itself as to color, a beautiful creamy white tinged with rosy blush, each petal having a bright crimson shaded border. A rose of many colors; most beautiful evergreen bush. Grafted. Price, 50 cents.

**Climbing Kaiserine (Mrs. Robt. Perary)**—Climbing hybrid tea. This is, without a doubt, the grandest of all white climbing roses. It is the first and only pure white hardy and everblooming rose, and as such, meets a demand that has never before been supplied. It is a strong, rapid grower. Long pointed buds. Price, 25 cents.

**Louis Philippe**—A most beautiful red rose, almost always in bloom; sure to please everyone. Price, 25 cents.

**Maman Cochet**—One of the best new





**Etoile de Lyon**

roses. The growth is vigorous, with rich, healthy foliage; the extra large flowers are produced on long stems; beautiful pink. Price, 25 cents.

**Perle de Orr**—Beautiful, pointed, yellow buds, this color is found in no other rose; a constant bloomer; makes a small bush. Should be in every collection. Price 25 cents.

**Sofrano**—Deep yellow, fine pointed buds,

beautiful bush, heavy and constant. Price, 25 cents.

**Bon Silene**—Pink; a most beautiful shape; buds very fine. Price, 25 cents.

**Minnie Frances**—Beautiful, red with good buds; continuous bloomer. Makes a large bush. Price, 25 cents.

**Etoile de Lyon (T)**—Yellow; large, full flowers; deep yellow with good buds and large double flowers. It blooms profusely and is a strong grower. Desirable yellow bush rose. Price, 25 cents.

**Papa Gontier**—The blooms are large and long, with thick, broad petals of dark carmine-crimson; very fine. Price, 25 cents.

**Madame Norbert Levavasseur** (Baby Rambler, Levavasseur, 1904.)—The Crimson Rambler in dwarf form, with the same clear, brilliant, ruby-red color. Hardy and healthy everywhere, attaining a height of twenty inches, and blooming in profuse clusters until frost, and throughout winter if taken indoors. Price, 25 cents.

**Note**—I will send roses, grape vines, shrubs and strawberry plants by parcel post prepaid at prices quoted in catalogue.

### SPECIAL MENTION

Traveling tree dealing sharpers and so called nursery agents often take advantage of my nursery business by making false statements—That they have seen my nursery and know that I have not the special varieties they have, that I have gone out of business, and that I am not able to grow first class stock, and all other manufactured falsehoods of their own make. I wish to state that this class of sharpers never visit me, and any such statements made by anyone selling nursery stock about the Newton nurseries is a falsehood from start to finish.

### FACTS IN A NUT SHELL

It is strange indeed that anyone would continue to buy nursery stock from these strangers passing through the country every year. Why not write to some reliable nursery for a catalogue, make your selection and avoid patronizing these sharpers, for you surely pay dear for what you usually receive.

**NOTICE**—PLEASE DO NOT ASK FOR CREDIT. MY TERMS ARE STRICTLY CASH.

My prices are just as low as any nursery can sell first class stock. Seed, seedling stocks, and all other nursery supplies have advanced in price so that it is impossible to sell cheaper.