

## **Historic, Archive Document**


Do not assume content reflects current scientific knowledge, policies, or practices.



6218

# WOOD'S SEEDS

FOR FALL PLANTING  
1918



SEEDS OF THE ABOVE VARIETIES  
FROM THE FINEST FIELDS OF 1917 AND  
1918

CROP OF GRASS, CLOVER, BUT AND PURGE  
FROM AN EXPERIMENT ON BELLWOOD FARM

## T. W. WOOD & SONS

MAIN STORE AND OFFICE  
11, 13, 15, 17 SOUTH 11 STREET

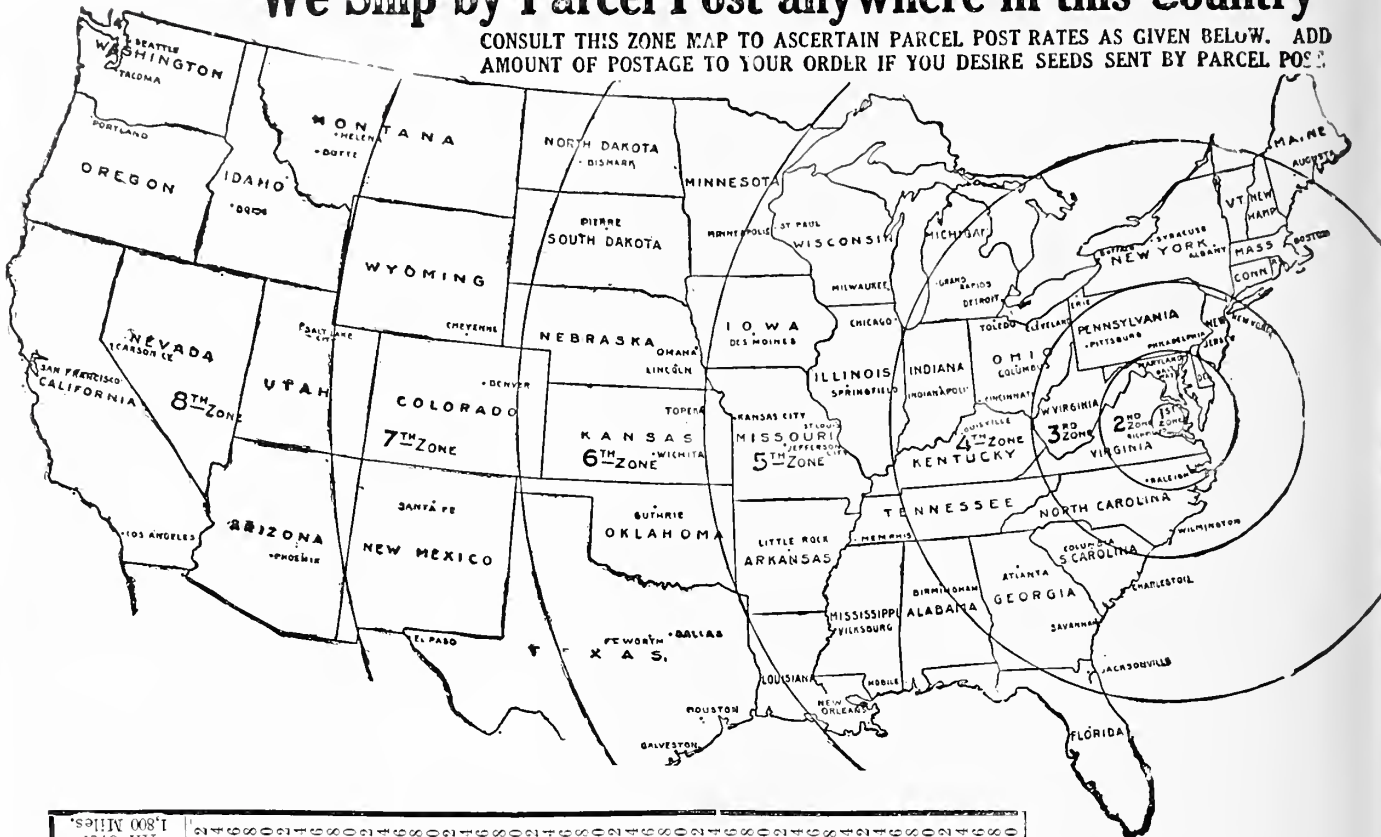
SEEDS  
RICHMOND, VA

BRANCH 1707 E. FRANKLIN ST.  
STORES CORNER MARSHALL STS.



# We Ship by Parcel Post anywhere in this Country

CONSULT THIS ZONE MAP TO ASCERTAIN PARCEL POST RATES AS GIVEN BELOW. ADD AMOUNT OF POSTAGE TO YOUR ORDER IF YOU DESIRE SEEDS SENT BY PARCEL POST.



## Parcels Post Rates

Distance	1 to 50 Miles	50 to 150 Miles	150 to 300 Miles	300 to 600 Miles	600 to 1,000 Miles	1,000 to 1,400 Miles	1,400 to 1,800 Miles	All over 1,800 Miles
1 Pound	.05	.06	.07	.08	.09	.10	.11	.12
2 Pounds	.06	.07	.08	.09	.10	.11	.12	.13
3 Pounds	.07	.08	.09	.10	.11	.12	.13	.14
4 Pounds	.08	.09	.10	.11	.12	.13	.14	.15
5 Pounds	.09	.10	.11	.12	.13	.14	.15	.16
6 Pounds	.10	.11	.12	.13	.14	.15	.16	.17
7 Pounds	.11	.12	.13	.14	.15	.16	.17	.18
8 Pounds	.12	.13	.14	.15	.16	.17	.18	.19
9 Pounds	.13	.14	.15	.16	.17	.18	.19	.20
10 Pounds	.14	.15	.16	.17	.18	.19	.20	.21
11 Pounds	.15	.16	.17	.18	.19	.20	.21	.22
12 Pounds	.16	.17	.18	.19	.20	.21	.22	.23
13 Pounds	.17	.18	.19	.20	.21	.22	.23	.24
14 Pounds	.18	.19	.20	.21	.22	.23	.24	.25
15 Pounds	.19	.20	.21	.22	.23	.24	.25	.26
16 Pounds	.20	.21	.22	.23	.24	.25	.26	.27
17 Pounds	.21	.22	.23	.24	.25	.26	.27	.28
18 Pounds	.22	.23	.24	.25	.26	.27	.28	.29
19 Pounds	.23	.24	.25	.26	.27	.28	.29	.30
20 Pounds	.24	.25	.26	.27	.28	.29	.30	.31
21 Pounds	.25	.26	.27	.28	.29	.30	.31	.32
22 Pounds	.26	.27	.28	.29	.30	.31	.32	.33
23 Pounds	.27	.28	.29	.30	.31	.32	.33	.34
24 Pounds	.28	.29	.30	.31	.32	.33	.34	.35
25 Pounds	.29	.30	.31	.32	.33	.34	.35	.36
26 Pounds	.30	.31	.32	.33	.34	.35	.36	.37
27 Pounds	.31	.32	.33	.34	.35	.36	.37	.38
28 Pounds	.32	.33	.34	.35	.36	.37	.38	.39
29 Pounds	.33	.34	.35	.36	.37	.38	.39	.40
30 Pounds	.34	.35	.36	.37	.38	.39	.40	.41
31 Pounds	.35	.36	.37	.38	.39	.40	.41	.42
32 Pounds	.36	.37	.38	.39	.40	.41	.42	.43
33 Pounds	.37	.38	.39	.40	.41	.42	.43	.44
34 Pounds	.38	.39	.40	.41	.42	.43	.44	.45
35 Pounds	.39	.40	.41	.42	.43	.44	.45	.46
36 Pounds	.40	.41	.42	.43	.44	.45	.46	.47
37 Pounds	.41	.42	.43	.44	.45	.46	.47	.48
38 Pounds	.42	.43	.44	.45	.46	.47	.48	.49
39 Pounds	.43	.44	.45	.46	.47	.48	.49	.50
40 Pounds	.44	.45	.46	.47	.48	.49	.50	.51
41 Pounds	.45	.46	.47	.48	.49	.50	.51	.52
42 Pounds	.46	.47	.48	.49	.50	.51	.52	.53
43 Pounds	.47	.48	.49	.50	.51	.52	.53	.54
44 Pounds	.48	.49	.50	.51	.52	.53	.54	.55
45 Pounds	.49	.50	.51	.52	.53	.54	.55	.56
46 Pounds	.50	.51	.52	.53	.54	.55	.56	.57
47 Pounds	.51	.52	.53	.54	.55	.56	.57	.58
48 Pounds	.52	.53	.54	.55	.56	.57	.58	.59
49 Pounds	.53	.54	.55	.56	.57	.58	.59	.60
50 Pounds	.54	.55	.56	.57	.58	.59	.60	.61
51 Pounds	.55	.56	.57	.58	.59	.60	.61	.62
52 Pounds	.56	.57	.58	.59	.60	.61	.62	.63
53 Pounds	.57	.58	.59	.60	.61	.62	.63	.64
54 Pounds	.58	.59	.60	.61	.62	.63	.64	.65
55 Pounds	.59	.60	.61	.62	.63	.64	.65	.66
56 Pounds	.60	.61	.62	.63	.64	.65	.66	.67
57 Pounds	.61	.62	.63	.64	.65	.66	.67	.68
58 Pounds	.62	.63	.64	.65	.66	.67	.68	.69
59 Pounds	.63	.64	.65	.66	.67	.68	.69	.70
60 Pounds	.64	.65	.66	.67	.68	.69	.70	.71
61 Pounds	.65	.66	.67	.68	.69	.70	.71	.72
62 Pounds	.66	.67	.68	.69	.70	.71	.72	.73
63 Pounds	.67	.68	.69	.70	.71	.72	.73	.74
64 Pounds	.68	.69	.70	.71	.72	.73	.74	.75
65 Pounds	.69	.70	.71	.72	.73	.74	.75	.76
66 Pounds	.70	.71	.72	.73	.74	.75	.76	.77
67 Pounds	.71	.72	.73	.74	.75	.76	.77	.78
68 Pounds	.72	.73	.74	.75	.76	.77	.78	.79
69 Pounds	.73	.74	.75	.76	.77	.78	.79	.80
70 Pounds	.74	.75	.76	.77	.78	.79	.80	.81

## Notes About Parcel Post

Poisons cannot be sent by mail. Weight limit in 1st, 2d and 3rd zones, 70 lbs.; in other zones, 50 lbs. Bulk limit (measurement around package both ways) in all zones, 72 inches. Liquids and goods packed in glass should be sent by express.

## INDEX

Alfalfa	Page 3	Grain Pasture Mixtures	Page 6	Oats	Page 6	Shrubs	Page 34-35
Asparagus Roots	20	Grass Seed	13-14-15	Onion Sets	5	Sprayers	32
Asparagus Bunchers	32	Grass Seed, Lawn	11-18	Peas, Canada Field	26	Strawberry Plants	35
Barley	7	Grass and Clover Seed Mixture	16-17	Plant Jr. Tools	33	Tools	33
Bulbs	3d inside cover	Horse Radish Roots	25	Poultry Supplies	36-37-38-39-40	Trees	35
Crimson Clover	2	Inoculating Cultures	19	Pruning Knives	33	Turnip and Rutabaga	28
Clover Seed	10-11-12	Incubators	40	Rye	4	Vetches	7
Fertilizers	3rd inside cover	Insecticides	31	Rape	26	Vegetable Plants	21-24-27
Flower Seeds	29-30	Lawn Grass Fertilizer	18	Rhubarb Roots	28	Vegetable Seeds	20-28
Garden Seed	20 to 28			Seed Sowers	3	Wheat	8-9
Garden Tools	33						

# WOOD'S SEEDS for Fall 1918

The importance of sowing **GRASS** and **CLOVER SEEDS** liberally should command the attention of our agriculturists everywhere. The high prices of cattle and indicated high prices for several years to come should make this branch of farming very profitable, and it is very desirable to get farms in condition to carry all the livestock possible. Land sown to grasses and clovers is not only profitable in itself, either for raising cattle or feed, and if any surplus hay is grown it can easily be sold at good profitable prices. The present scarcity and high cost of labor also makes it particularly desirable to put land in these crops to save labor expense.

**ALFALFA** is one of the crops that particularly recommends itself for seeding this fall, as once well established it lasts for years, yielding continuous cuttings of splendid nutritious hay.

Particular attention should be paid to the sowing of crops for soil improving purposes. Of course land sown to grasses and clovers improves in condition and fertility, particularly where the raising of cattle is carried on. **Crimson Clover**, **Red Clover**, and the **Sapling** or **Mammoth Clover** are also particularly valuable soil improvers, and farmers should endeavor to have all the land possible in these crops. Fertilizers, too, are higher in price than we have ever known them, and are likely to be higher yet, and the necessity for economy in the use of fertilizers by the increased use of soil improving crops will be apparent to all of our farmers.

In **VEGETABLE SEEDS** it is very desirable to plant liberally for fall and winter use. The scarcity and high price of labor is curtailing our market gardeners and trucking crops very considerably, and is bound to make a scarcity in our markets during the coming wet. We give very full information in our catalogue in order to grow liberally, both for home use and for market. It is therefore desirable for farmers and gardeners to regard to vegetables that can be planted to advantage and profit in the fall.

Supplies of seed are in fairly liberal supply, but owing to high cost of labor in cultivating, saving and harvesting crops, prices are bound to continue high until labor conditions become easier.

Thanking our customers for their liberal patronage in the past, and with the assurance that we shall always use our best endeavors to supply the best seeds possible, we remain,

Yours very truly,

**T. W. WOOD & SONS.**

August 1, 1918.

---

---

## GENERAL INFORMATION AND TERMS OF SALE

**How to Send Money** Money should be sent by **BANK, CHECK, POSTOFFICE MONEY ORDER, EXPRESS MONEY ORDER OR REGISTERED LETTER**; in case they go astray in the mails they can be traced and duplicates secured. Always register letters containing currency. Postage Stamps in small amounts are satisfactory. Customers who have no regular account with us will kindly remit the amount with their orders, or name business references, as customary, before opening new accounts.

**YOUR NAME AND ADDRESS** Always be sure to give both; we have hundreds of orders, either unsigned or without yours is among them. address, awaiting identification. If you have not received the seeds you ordered probably

**"BY MAIL"** **"POSTPAID"** means that seeds so quoted in whatever quantity wanted, will be delivered at any postoffice in the United States and possessions. **At postpaid prices we will deliver by express if you prefer; it is safer.**

**AND "BY EXPRESS"** **"BY EXPRESS"** means that the purchaser pays the cost of transportation. To points beyond the third zone, it is cheaper to ship by express than by parcel post.

**Lower Freight Rates and Quick Shipments** For large orders, shipments by freight are much cheaper than by express. Richmond is one of the best distributing points in this country, railroads radiating in every direction, giving prompt and efficient service and low freight rates. In these days of freight congestion it is very desirable to place freight orders as early as possible so as to have the seeds on hand when required for use.

**Fluctuation in Prices** Conditions about all seeds are so unsettled that all quotations in this catalog are quoted subject to change without notice. Grass and Clover Seed, Seed Grain and all Field Seeds are constantly fluctuating. Fertilizers and Poultry Supplies are also quoted subject to change, but no change in prices will be made unless absolutely necessary.

We will take pleasure in quoting firm prices on any articles named in this catalog, at any time, upon request, or orders sent us will always be filled at lowest prevailing prices, whether prices are higher or lower than printed prices. When prices decline, we give our customers the benefit; while if prices are higher, we are, under present conditions, compelled to charge existing prices at the time the order is received.

**About Warranting Seeds** While we use great care, both for our own and our customers' interest, to supply and furnish the best seeds that it is possible to obtain, there are so many conditions—weather and other causes—affecting the growth of seeds and the out-turn of crops, that it must be distinctly understood that all our seeds are sold under the conditions in regard to non-warranty of seeds, which have been generally adopted by the seed trade and which are as follows:

"We give no warranty, expressed or implied, as to description, quality, productiveness or any other matter of any seeds, bulbs or plants we send out, and will not be in any way responsible for the crop. If the purchaser does not accept the goods on these terms, they are at once to be returned, and amount paid for them will be refunded."



# CRIMSON CLOVER A Wonderful Soil Improver

Also Makes an Excellent Winter and Spring Grazing Crop, the Best of Early Green Feed, and a Good Hay Crop.



CRIMSON CLOVER is considered one of the most valuable grazing and early forage and soil-improving crops all throughout the Middle Atlantic and Southern States. A crop of Crimson Clover plowed under is considered worth twenty to thirty dollars per acre in increased productivity and improved mechanical condition of the soil. In addition to its great value as a soil improver, it is one of the best of winter and spring grazing crops, and also makes the best of early green food or a good hay crop.

## Crimson Clover Makes Excellent Fall, Winter and Spring Grazing.

Crimson Clover is also very desirable for dairymen, and makes excellent fall, winter and spring grazing. As grazing crop, it is considered better to sow it with rye. Also very valuable as cover crop for use in orchards. A great many of our farmers take advantage of every opportunity to sow Crimson Clover on all vacant lands to stand out through the winter, in this way furnishing a cover crop and a valuable soil-improving crop at the same time.

Crimson Clover can be very satisfactorily grazed or cut for hay, and then the roots and stubble plowed under, with very considerable improvement to the land. It is considered particularly valuable as a soil improver for the corn crop, a great many of our farmers sowing it at the last working of corn each year, then plowing under the crop the following May and planting in corn, and growing increased crops of corn each successive year.

## BEST TIME FOR SOWING CRIMSON CLOVER.

Crimson Clover can be sown to advantage any time from the end of July to early in October. It is best to prepare the land some time previous to sowing, and then wait for a rain to fall on the prepared soil before sowing the seed. As soon after a rain as the land is dry enough, a light harrow should be run over the soil, in order to break the crust; then sow the clover seed, covering afterwards with a light or brush harrow. If this plan is followed out, it will almost invariably secure a good stand and good crop of Crimson Clover, no matter what the weather may be afterwards.

It is an excellent plan also to sow rye or barley, at the rate of about one-half or three-fourths bushel per acre with Crimson Clover. This will increase the growth, insure a green cover crop, no matter what the conditions of the weather are after seeding, and will really make an improvement in the quality and curing of the crop, in case it is desired to cut the crop as a hay crop in the spring.

The sowing of Crimson Clover at the last working of corn and other cultivated crops gives an ideal preparation. In fact, it is surer to give a stand in this way than if the land is freshly plowed and freshly prepared, as freshly plowed land is usually too porous, causing the seed to be covered too deeply, and not giving the little plant sufficient root-hold after it gets a stand.

Crimson Clover by itself is usually sown at the rate of 10 to 15 pounds to the acre during July, August or September.

**TRADE MARK BRAND CRIMSON CLOVER** Per lb. 25 cts. (postpaid, lb. 33 cts.); in 10-lb. lots and over, 22 cts. per lb.; per bushel of 60 lbs., about \$12.75. Cotton bags (2½ bus.), 65 cts. extra. Price fluctuates. We will quote prices at any time, or fill orders at our lowest prevailing prices at time of shipment.

## Our Crimson Clover Seed Gives Perfect Stands.

The Crimson Clover that I purchased from your firm last fall and of which I planted gave me nearly a perfect stand. Can recommend your seeds to anyone.—G. N. HUNTLEY, Gloucester Co., Va., June 13, 1918.

## Never Had Crimson Clover to Germinate Better Than Seed Obtained From Us.

I take pleasure in saying I never had Crimson Clover Seed to germinate better than the bushel of seed I ordered from you August, 1917. I got a much better stand than my neighbors who bought seed elsewhere. I will want 1½ bushels from T. W. Wood for fall 1918.—R. A. WALKER, Gloucester Co., Va., June 14, 1918.

## Crimson Clover Most Valuable of All Clover Crops.

Will say that Crimson Clover throughout this section of the State did fine and I consider it one of our greatest, if not the most valuable, of our clover crops.—BERT. E. SAYRE, Kanawha Co., W. Va., June, 1917.

## Crimson Clover Makes Large Yield of Nutritious Hay.

Crimson Clover has no equal in this section, both as forage crop and land improver. It is not unusual for it to yield 2½ tons per acre of most nutritious hay, and the same land produce a bumper crop of corn. I think that Crimson Clover has done more to enrich our depleted soils in this section than any crop ever sown.—J. HUDSON TAYLOR, Caroline Co., Md., June 29, 1917.

## Crimson Clover the Best of Forage and Soil Improvers.

When I grew Crimson Clover, I considered it the best clover crop, soil improver and forage crop that I could grow. Also on account of the small cost of seed per acre, the cheapest crop of them all. I always found that the Crimson Clover seed purchased from you was the best I could get, and you always seem to be able to beat them all in price.—H. F. COOLBOUGH, Cecil Co., Md., June 25, 1917.

## Crimson Clover Principal Soil-Improving Crop For Tobacco Crop.

Crimson Clover is our principal manure for tobacco. Some fields have been planted in tobacco for a number of years, and the crop has improved each year. An application of five or six hundred pounds of 16 per cent Acid Phosphate has given excellent results both in yield and quality.—JOHN E. MUDD, Charles Co., Md., June 18, 1917.

## Our Crimson Clover Seed First Class.

The Crimson Clover seed I got from you was first-class and stood the winter fine. I think Crimson Clover is the best soil improver that can be sown on this section of the country. I expect to sow Crimson Clover every fall and a larger acreage than in the past.—EVERT MEADOWS, Fayette Co., W. Va., June 26, 1917.

## Crimson Clover Increases Yield of Corn Crop 15 to 25 Bushels Per Acre.

As a land improver I consider the Crimson Clover second to none. Any land sown to Crimson Clover and followed with the corn crop will yield from 15 to 25 bushels per acre and will also stand a drought much better.—E. H. DUNN, Monroe Co., W. Va., June 18, 1917.

# WHITE BLOOMING CRIMSON CLOVER

We regret that we are unable to supply this seed this year. Supplies of this have usually been brought from Europe, and at the present time it seems altogether unlikely that we will be enabled to secure any of the new seed in time for sowing this fall. So far, there has not been any White-Blooming Crimson Clover seed saved in this country. We hope, however, that our growers in the Crimson Clover districts will be enabled to sow and save some of this seed another year, although, as at present indicated, it seems almost impossible to get any stock seed even for this purpose.

# The Importance of Sowing **ALFALFA**

Farmers everywhere should make preparations to sow Alfalfa liberally this fall. Sown the end of August or during September, Alfalfa will field full crops and make, under favorable conditions, four or five cuttings of splendid, nutritious hay the following season.

## Alfalfa Makes the Best and Most Nutritious Hay

Alfalfa hay makes the best and most nutritious feed for horses, cattle and all live-stock, and the hay brings the highest prices on our markets. It is especially desirable at this time for farmers to sow all the forage crops possible to make hay and feed, so as to save grain for human consumption. The live-stock industry is likely to continue very profitable for years to come, and farmers should endeavor to get their farms in suitable crops to carry all the live-stock possible; and Alfalfa is one of the most important crops for this purpose. Alfalfa hay is also readily salable, and usually brings the highest prices on our markets.

## Alfalfa Yields Frequent Cuttings and Lasts For Years

After Alfalfa is once established, it continues to give large yields for several years, with very little care and attention, provided it is sown on land that is adapted to it. It is most desirable to cut Alfalfa frequently, particularly the first season, and it should always be cut just as it is coming into bloom. Frequent cutting makes it stool and grow off better, making, with proper care, increased yields of successive cuttings throughout the year.

### THE BEST TIME FOR SOWING ALFALFA.

The best time for sowing Alfalfa is the end of August or during September in the fall, and in March or April in the spring. A firm, well-prepared seed bed is of first importance, and the ground should be ploughed as early as possible, and harrowed and re-harrowed, so as to get it in first-class condition and kill any weeds which may be in the soil. After thorough preparation, it is best to wait for a good rain to fall before seeding, so as to firm the land and put it in better condition. After the rain has fallen, break the crust of the soil with a light harrow, and then sow the seed, and give light covering with a light harrow or brush-drawn harrow; or, if the ground is not wet, covering by rolling is preferable.

Alfalfa is usually sown broadcast, at the rate of 20 to 30 pounds to the acre. It is better to have five acres well set in Alfalfa with thorough preparation, than to attempt to put in ten acres without first-class preparation. Alfalfa will do well on any good loam soil, but the land must be well and thoroughly prepared. Where land does not contain lime content, a heavy application of lime is usually considered of decided benefit, the most successful raisers of alfalfa using from one ton to as much as two and one-half tons per acre. It is preferable to sow alfalfa on land that has a porous or gravelly subsoil that the roots can penetrate. Alfalfa is a deep-rooting plant, and will give best results on soils of this character. Inoculation is also very helpful to alfalfa, particularly if it is sown on land that has not been used for clovers or alfalfa previously. Inoculation can be supplied by the use of the Mulford or Standard Cultures, which we offer, or with soil from a field where Alfalfa was previously grown. When soil is used, it is generally applied at the rate of 300 to 500 lbs. per acre, at the time of seeding, the same as you would apply fertilizer.

**OUR TRADE MARK BRAND ALFALFA SEED** is all American-grown and of best quality obtainable, testing high percentage both of germination and purity, and it is also entirely free from dodder.

**PRICE: TRADE MARK BRAND ALFALFA SEED—Best American-grown Seed—Lb. 25 cts. (post-paid, lb. 33 cts.); in 10-lb. lots and over, 23 cts. per lb.; \$13.00 per bushel of 60 lbs. Price fluctuates. Will quote prices at any time upon request.**

### Our Alfalfa Seed Makes Best Field of Alfalfa in County.


It may be of interest to you to know that we sowed a lot of Alfalfa which we purchased from you last spring—sowing it on April 7th last—cutting three crops last summer. The field is located at New Canton, and has become a showplace, many of the best farmers stating positively that it is the best field of Alfalfa in Buckingham County. We expect to cut it five times this summer. We believe much of our success in this was due to the excellence of the seed which you shipped us.—THE NEW CANTON MILLS CO., Buckingham Co., Va., April 2, 1918.

### Alfalfa Sown Three Years Ago Yields Four Cuttings.

I sowed 1½ acres in Alfalfa 3 years ago from seed bought of you and am well pleased with it. Cut four times last year and have cut three this year, and my last cutting was the best yet, and will get 1 or 2 crops yet.—J. F. JOHN, Greene Co., Tenn., August, 1916.

### Our Alfalfa Seed Excellent—Makes Best Field in County.

It may be of interest to you to know that we sowed a lot of Alfalfa which we purchased from you last spring—sowing it on April 7th last—cutting 3 crops last summer. The field is located at New Canton, and has become a show place, many of the best farmers stating positively that it is the best field of Alfalfa in Buckingham county. We expect to cut it five times this summer. We believe much of our success in this was due to the excellence of the seed which you shipped us.—THE NEW CANTON MILLS CO., New Canton, Buckingham Co., Va., April, 2, 1918.



FIELD OF ALFALFA HARVESTED FOR HAY

### A Splendid Stand From Our Alfalfa Seed.

Neale & Smither order all of my seed from you. They ordered me a bushel of Alfalfa Seed this fall from you. I put it in the 6th of September on two acres. I have a splendid stand.—GEO. T. HEWETT, Saluda, Middlesex Co., Va., October 23, 1917.

### Been Buying Alfalfa Seed From Us for Four Years—Very Satisfactory.

I have been buying Alfalfa seed from you now for four years, and have found them very satisfactory, and am very particular to plant the best seed I can get.—C. L. BEVILL, Fayetteville, Cumberland Co., N. C., Sept. 3, 1917.

I have a fine patch of Alfalfa from seeds bought of you.—Mrs. B. T. BROWN, Commerce, Jackson Co., Ga., Sept. 17, 1917.

### Alfalfa Up Beautifully—A Perfect Stand.

The Alfalfa I ordered from you is up beautifully. A perfect stand.—Mrs. T. H. KNOTTS, Wadesboro, Anson Co., N. C., Sept. 18, 1917.

### Been Buying Alfalfa From Us for Four Years—the Best Seed I Can Get.

I have been buying Alfalfa Seed from you now for four years, and have found them very satisfactory, and am very particular to plant the best seed I can get.—C. L. BEVILL, Cumberland Co., N. C., Sept. 3, 1917.



# ABRUZZI RYE

Particularly adapted for the South. Ten Days Earlier, Making Better Growth and Much Larger Yield of Grain Than Ordinary Rye.

Abruzzi Rye has again proved its superiority for growing all through the South. Enthusiastic reports from our customers state that it is far better and superior to the ordinary rye. First introduced in the United States from Italy, from the start it proved itself so much superior that the seed has been in big demand each season, at from three to five dollars per bushel. It is fully a week to ten days earlier in maturity than ordinary rye, and some farmers in the South claim it will yield twice as much as ordinary rye. It makes a quick and vigorous growth, and matures its grain decidedly in advance of other kinds. The heads are large and well filled, and show decidedly increased yields of grain.

We strongly recommend this rye for sowing all through this section, and particularly further South, as it seems specially well adapted for our Southern section.

**PRICE: Bushel, \$4.00; in 5-bus. lots and over, \$3.85 per bus.** Price includes bags.

The following are extracts from letters from customers who have grown this rye:

I am very much pleased with the ABRUZZI RYE purchased from you. I find that it is very early and especially desirable for grazing. The heads are much longer, and therefore it will yield more rye than any other variety. I was so much pleased with the Abruzzi Rye that I expect to plant this variety exclusively.—B. H. WALKER, JR., King and Queen Co., Va., July 12, 1917.

The ABRUZZI RYE did splendidly. I have grown Abruzzi Rye three years, and would not plant the ordinary rye if seed were given to me, and Abruzzi Rye cost \$7.50 a bushel. As a winter pasture it can't be beaten.—W. T. NICHOLSON, Marlboro Co., N. C., June 23, 1917.

## WINTER RYE

This crop is used all over the South as a winter cover crop for fall, winter and spring pasturage, early green food, and for green manuring, as well as for grain. Rye is very hardy and will grow on poorer land than other grain crops. It makes good winter and spring pasture, and, if sown early enough, makes a good fall pasturage also. It is a good spring soiling crop, giving the earliest green feed, makes a fair quality of hay if cut before it is fully headed out. Used for a grain crop, its straw makes the best of bedding for cattle and horses, and if carefully threshed, sells at high prices for collar making and other manufacturing purposes. It is also an excellent green crop for turning under in the early spring. While it does not add nitrogen to the soil, as the clovers do, it makes a good deal of humus, and thus improves the texture of worn out soils. It is very extensively grown, and succeeds well throughout the South. Rye can be very satisfactorily sown at the last working of corn or cotton, or it can be sown by itself from July to November. Sow at the rate of 1½ bushels per acre. **PRICE: About \$2.50 per bushel; in 5-bus. lots and over, \$2.40 per bushel.** Price includes bag. Price fluctuates. Will quote prices at any time upon request, or will fill orders sent us at price prevailing at the time the order is received.

The PIEDMONT WINTER RYE I bought of you last fall was sown on the poorest piece of land I had, and no fertilizer used. It's looking fine; have not cut it yet. It's getting ripe soon.—A. VANG, Prince Edward Co., Va., June 22, 1917.

## PIEDMONT WINTER RYE

A superior quality of Winter Rye grown in the Piedmont districts of this State and Maryland, which has proven its superiority in growth and yield, making a more upright and better growth and yield than the ordinary winter rye. **PRICE: About \$2.50 per bushel; in 5-bus. lots and over, \$2.40 per bushel.** Price includes bag. Price fluctuates.

The Piedmont Rye bought of you which I sowed last fall, 1916, is very promising at this time, being the finest rye that I have ever seen grown. The heads or ears are long and heavy with ripening grain. I will always sow Piedmont Rye.—B. B. CORNICK, Powhatan Co., Va., June 18, 1917.

PIEDMONT WINTER RYE is at least one-fourth better than any other rye which is sown beside it.—F. BARE, Wagoner, Ashe Co., N. C., June 27, 1917.


## ROSEN RYE

on our own farms and elsewhere the previous year. This variety was quite generally sown last year in some sections and gave very good results. Good reports were received by us from as far south as Georgia. In this immediate section, however, owing to a very severe hot spell just at the time the rye was forming in the grain, the yield of grain was injured to a certain extent, and it did not turn out as well as it had done last year. We believe, however, that this was simply and solely due to the severe spell of hot weather which occurred at that time, and that had we experienced an ordinary season the Rosen Rye would have turned out larger yields than other ryes. The fact that the Rosen Rye matures a week later than other ryes and that this hot spell caught the rye just at the most critical period, affected its yield of grain somewhat. It unquestionably, however, makes a larger growth and has better stooling-out properties than the Abruzzi or other winter ryes, and for pasturing or soil-improving purposes it is to be strongly recommended. We also recommend to our customers to continue the growing of this rye, particularly in Piedmont and the more northerly sections, as we believe it will unquestionably prove superior in grain-producing qualities to other ryes. It has given most remarkable results in Michigan, Ohio and other northern States, and with anything like an ordinary season, we believe it will prove to be one of the most satisfactory varieties in cultivation.

This rye really matures about with the wheat crop, and this same hot spell of weather affected the wheat crop very considerably throughout this section. If it had not been for this unfavorable condition prevailing this past season we are firmly convinced that the Rosen Rye would have fully confirmed our experience with it, as one of the best and most productive ryes and of superior quality of grain. **PRICE: \$2.75 per bushel; in 5-bus. lots and over, \$2.65 per bushel, bags included.** Price fluctuates.

## Cahoon Broadcast Seed Sower

FOR SOWING SEED, GRAIN, CLOVER SEED, ETC.



The best seeder manufactured, and sows all kinds of grain, clover seed, etc., rapidly and evenly. A person entirely unused to seeding can, by following the simple directions sent with machine, sow from four to six acres an hour at a common walking gait. It sows uniformly and saves four fifths in labor by its use. Every farmer should have one of these sowers. Circulars giving full information and directions for use, mailed on application. **Price, \$3.00 each.**

## Cyclone Seed Sower

A VERY POPULAR SEEDER AND VERY EXTENSIVELY SOLD

This sower is guaranteed to distribute seed perfectly, evenly, and will not throw seed in an upward direction or against the operator, but direct and evenly to the land. Sows clover, timothy, red top or herds grass, alfalfa, oats, rye, wheat, millet, buckwheat, turnip and other varieties of farm seeds. It also distributes bone dust, land plaster and fertilizer to advantage. Clover seed is sown a width of 18 feet; timothy, 15 feet; alfalfa, 20 feet; wheat, 25 feet; millet, 18 feet; oats, 18 feet. Thus, it will be seen that one operator can sow from 40 to 60 acres per day, according to the kind of seed. **Price, \$2.00 each.**





# THE BEST OATS FOR FALL SOWING

In the Middle and South Atlantic States the fall seeding of oats is decidedly to be recommended in preference to spring seeding. The yields are decidedly better, the fall-sown oats mature earlier and the land can usually be prepared in better shape in the fall than in the spring. Fall seeding interferes less with other work than does spring seeding, and less fertilizer can be used for the fall-sown crop. The fall-sown crop also furnishes a cover for the soil during the winter and prevents washing, and where sown early enough the oats can be grazed during the open weather in the winter and early spring without material injury to the crop afterwards.

The best varieties for fall seeding are the Fulgham, Appler, Red Rust-Proof and Virginia Gray Winter Oats. The Appler and Rust Proof can be sown from September to November; Virginia Gray Winter Oats should be put in in September, or certainly early in October. Late seedings of these oats do not do as well as other varieties. When sown early, however, the Virginia Gray Winter Oat usually gives the largest crop of any oats in this section.

The Fulgham Oats which we offer mature ten days to two weeks earlier than other varieties of fall oats, and can be harvested before the wheat harvest. The Virginia Gray Winter Oats are the latest of the fall-grown oats, and can be harvested after the wheat and other grain harvests. Both of these are very valuable for fall seeding.

## FULGHUM OATS

### The Earliest of the Fall Sown Oats.

The Fulghum Oats are rapidly growing in popularity all throughout the South, and are proving not only one of the earliest maturing, but one of the best and most productive varieties in cultivation. The Fulghum Oat matures from ten days to two weeks earlier than the Virginia Gray Winter Oats, and can be cut and harvested before the wheat crop comes on. It is very prolific, yielding under ordinary conditions on good land from 70 to 90 bushels per acre. We strongly recommend to our customers to sow this new oats, as we believe it will be one of the most productive and satisfactory varieties for fall seeding. Its earliness to mature is quite an advantage, while its productiveness and fine quality commend itself to farmers everywhere. **Price of Fulghum Oats: Bus. \$1.75; in 5-bu. lots and over, \$1.65 per bushel.** Price fluctuates.

I am pleased to say that the Fulghum Oats bought of you last fall are all O. K. There are no oats in this county that stand the cold like Fulghum, and aside from that they made a very heavy turnout in grain. Made 56 bus. per acre, and will weigh 33 lbs. to a measured bushel. There are no oats on the farm that turned out like Fulghum. The other neighbors around here were so well pleased with my crop of Fulghum Oats that some of them paid me for seed oats before they were threshed, having sold 150 bus. for \$2 per bu., and have enough to plant next fall. M. BREVARD, Sumter Co., S. C., June 17, 1918.

If I ever sow any more winter oats it will certainly be the Fulghum, as I had cut them before the other winter oats had started to head out. Then, too, the seed kernels were plumper and meatier than any local grown oats I have yet seen.

ALBERT J. MAYER,  
Surry Co., Va., June 12, 1918.

The Fulghum Oats did better than Texas Rust Proof or Virginia Gray Winter, possibly because planted earlier than the last two. I was short of feed and did not thresh them. The straw was coarser than other varieties. They are quite noticeably earlier.

## VIRGINIA GRAY WINTER OATS

(Also called Winter Turf Oats)

These oats have again given most satisfactory crop results all through this section, and when sown early, with favorable weather conditions, make large yields of fine quality oats. Another advantage of sowing the Virginia Gray Winter Oat is that it matures after the wheat harvest and consequently does not interfere with the harvesting of the wheat crop. The Virginia Gray Winter Oats all through this section are considered the best and hardiest of oats, particularly valuable for fall seeding, standing the winter better than any other kinds. They yield ordinarily from 40 to 60 bushels per acre, but yields of over a hundred bushels per acre, under favorable circumstances, have been reported to us several times by our customers. The grain is of a dark gray color, with a distinct stripe, heavier than the ordinary oat, and weighs 35 to 40 pounds to the measured bushel. When sown early they make a good growth before winter sets in, and furnish excellent grazing during the late fall, winter and early spring without injury to the grain crops afterwards. Their turfing and stooling qualities are remarkable, and under anything like favorable conditions they soon spread and cover the ground with a thick, heavy growth. The best time to sow winter oats is in September, although they can also be sown with very good results in February or March. Sow at the rate of  $1\frac{1}{2}$  to 2 bushels per acre. **TRADE-MARK BRAND WINTER OATS—\$1.75 bus.; in 5-bus. lots and over, \$1.65 per bus.** Price fluctuates.



## APPLER OATS

### A Splendid Southern Winter Rust-Proof Oat.

The Appler Oat is a winter rust-proof oat. It is earlier to mature and is harder than the ordinary rust-proof, makes a strong, quick-growing straw, bunchy heads and heavy grain. It was originally introduced by Mr. Appler, of Harris County, Ga., who, by carefully growing and selection, bred up this very superior oat. While originating in the State of Georgia, it has been grown to a considerable extent in other Southern States in recent years, and has proved to be one of the best and most reliable winter rust-proof oats for the South. These oats have been grown in this section for several years, and have stood the winter equally as well as our Virginia Gray Winter Oats.

**Prices of Appler Oats: \$1.50 per bus.; in 5-bu. lots and over, \$1.40 per bushel.** Price fluctuates.

The Appler Oats you shipped me are the best cleaned and prettiest oats I have ever seen.

J. E. WHITEHEAD,  
Tallahassee, Leon Co., Fla., Oct. 26, 1917.

The Appler Oats have proved very satisfactory to me in every respect. I expect to continue to raise them.

Y. A. SPIVEY,  
Ringwood, Halifax Co., N. C., June, 1916.

## TEXAS RED RUST-PROOF

These are considered superior to our Southern grown Red Rust-Proof Oats and give better crop results. We procure these direct from growers in Texas and Oklahoma, and have sold them for several seasons past with the best of satisfaction to our customers. The grain is heavy, bright and of superior quality. These Oats give very good results all throughout the South, sown in the fall. **Bus. \$1.40; in 5-bu. lots and over, \$1.30 per bus.** Price fluctuates.

## SOUTHERN RED RUST-PROOF

This oat is very popular throughout the South, especially on the light sandy soils of the coast region. It is also preferred for low grounds or in situations where other oats are much inclined to rust. It makes a large yield of fine, heavy grain. Rust-Proof Oats are sown both in the fall and spring, from September through March. Prices fluctuate. **Present price of our Southern-grown Trade-Mark Brand, best and cleanest quality, \$1.35 per bushel; in 5-bus. lots and over, \$1.25 per bus.** Price fluctuates.

## BANCROFT OATS

A fine, heavy and improved strain of the Georgia Rust-Proof Oats, very popular and highly recommended as one of the largest yielding and most productive rust-proof varieties. They are equally adapted for fall and spring sowing. For fall seeding they are best sown in September or early in October. The Bancroft stands up well and produces more oats to the stalk than any oats we have ever known, and at the same time stools out well and is altogether a most productive and satisfactory variety. **Per bushel, \$1.60; in 5-bus. lots and over, \$1.50 per bushel.**

The Virginia Gray Winter Oats are the best I ever raised, as high as a man's shoulder, well headed. Everybody that sees these says they never saw better oats.

WM. H. SNOWDEN, Currituck Co., N. C., June, 1918.



# DWARF ESSEX RAPE

Splendid Fall, Winter and Spring Pasturage  
—Fine for Cattle, Sheep, Hogs, and Poultry

Rape for fall sowing can be sown from August to October. It makes a large-yielding, nutritious, and succulent green feed or pasturage all through the fall, winter and early spring. The fattening properties of Rape are said to be very much better than those of clover, and it makes a first-class crop, either for sowing alone, or for grazing during the fall and winter; can be sown with Crimson Clover. Rape can be successfully sown both in the fall and spring. Early fall seeding, however, gives the best results. Rape is best sown in drills at the rate of 3 to 5 pounds per acre; or it can be sown broadcast, when from 6 to 8 pounds per acre should be used.

Price of Dwarf Essex Rape: By express, lb. 18 cts.; in 5-lb. lots and over, 16 cts. per lb.; 100-lb. lots, 14½ cts. per lb. When ordered to be sent by mail, add 8 cts. per lb. for postage.

## Remarkable Fattening Results from Feeding Dwarf Essex Rape.

We notice what some of your customers have to say in regard to Dwarf Essex Rape and cannot resist telling you our experience with the Dwarf Essex last season: The latter part of March we sowed broadcast 25 lbs. of your Dwarf Essex Rape on ¼ acres and the latter part of May turned 50 head of hogs on it. The hogs were taken off the 15th of July and fed the slops from our hotel until we closed the first of September and were then turned back on the rape, which furnished them feed until they were sold on November 7th. With the assistance of a little frosted corn, they averaged 212½. This piece goes back into rape again this season.—OLD SWEET SPRINGS CO., Jno. D. Lewis, Mgr., Monroe Co., W. Va., March 11, 1918.

## Rape Proves a Wonderful Land Improver.

Rape is the best seed any one can put on his land to improve it. In 1915 I sowed about one acre and I did not take all of it off the land. I left lots of it on the land and I plowed it in, and in 1916 I made over two bales of cotton on that acre, and the land near it did not make over a bale.—CLAUDE V. HARRIS, Edgcombe Co., N. C., April 9, 1917.



## Dwarf Essex Rape the Greatest Forage Grazing Crop Grown.

I think Dwarf Essex Rape the greatest forage grazing crop grown. I think it a good idea to sow 3 or 4 small lots and change from one to the other, as it will grow back then like grass. I have about an acre lot grazed as close as could be, and I thought all was gone, took the hogs off about a month ago, and now it has grown out a good growth again, although we have had snow and some heavy frost this 17th of November.—CHESTER F. AUSTIN, Mercer Co., W. V., November, 1917.

# WOOD'S GRAIN PASTURE MIXTURE

Will Furnish More Pasturage During the Fall, Winter, Spring and Early Summer Than Any Other Mixture You Can Sow.

Wood's Grain Pasture Mixture is composed of the best grazing varieties of wheat, winter rye, winter barley, winter turf oats and winter vetches, mixed in proper proportions to give the best results. It will make the quickest and most satisfactory winter, spring and early summer pasturage that can be put in. Farmers will be surprised at the large amount of rich and nutritious pasturage that it will furnish. For a quick-growing, one-season pasturage, Wood's Grain Pasture Mixture is unsurpassed.

Wood's Grain Pasture Mixture should be sown at the rate of two to three bushels per acre any time in August, September or October. The earlier the better. Price, \$2.50 per bushel of 50 pounds. In five-bushel lots and over, \$2.40 per bushel. Special prices on large lots.

## Stock Thrive Well On Canada Field Peas.

The Canada Field Peas have given me complete satisfaction, making a hay that gives a balanced ration to young and old animals. I have raised stock on it alone, and fed it to work stock without any other feed, and they thrive as well as if on corn and clover.—C. W. C. HALL, Jackson Co., Ala., October 8, 1917.

## Canada Field Peas Make Most Excellent Early Feed For Horses.

Canada Field Peas and Oats made a most excellent early feed for horses, and were much relished by them. They produced heavily.—Mrs. L. W. GILLINGHAM, Alexandria Co., Va., October 25, 1917.

## Wood's Grain Pasture Mixture Makes the Best of Winter and Spring Pasture.

The Wood's Grain Pasture Mixture which I have been getting from you for the past several years has always been very satisfactory; in fact, one of the best winter and spring pastures I have ever tried, always affording good grazing until June.—S. T. NOTTINGHAM, Northampton Co., Va., June 14, 1918.

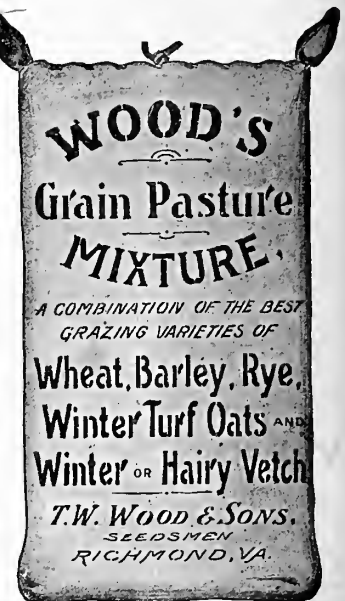
## Highly Pleased With Wood's Grain Pasture Mixture.

I was highly pleased with the Wood's Grain Pasture Mixture. Stock used it for winter pasture, also made a fine spring pasture. Can highly recommend it as fine.—J. L. THOMAS, Williamsburg Co., S. C., June 13, 1918.

# CANADA FIELD PEAS

Canada Field Peas sown in November or December, and covered deeply, come up early in the spring and grow off rapidly as soon as the weather opens. They usually make a splendid yield, which can be fed green or cured for hay; also make a good soil-improver when turned under like cow peas or clover, but its greatest value is as a forage crop. Canada Field Peas are best sown with oats, at the rate of 1 bushel of peas to 1 bushel of winter rust-proof oats to the acre. Or, if sown by themselves, sow 1½ bushels to the acre. They should be covered deeply with a heavy harrow, or plowing them in with a single-horse plow is probably the best. Sowing oats is a decided advantage, as they help hold the peas off the ground, enabling them to make a better growth, and, as both mature together, make a splendid combination of feed, greatly relished and very nutritious for all farm animals. The Canada Field Peas are entirely different from the Cow or Stock Peas. It is really a field variety of the English or Garden Peas. It is very extensively used as a field crop in Canada and the Northern States.

Price, about \$1.50 per bushel; bags, 30 cts. extra. Price fluctuates.





# HAIRY OR WINTER VETCH (Vicia Villosa)

As is well known throughout the South, the Hairy or Winter Vetch is one of the most valuable of our forage and soil-improving crops for fall seeding, making not only large yields of most nutritious hay, but at the same time being one of the best of our soil-improvers, and even after the crop is cut off, the land is considerably benefitted wherever vetch is grown.

If Vetch, too, is allowed to form seed before cutting, it nearly always reseeds itself to a certain extent, and Vetch will be found growing again the following season, even though the land should be planted to corn or other cultivated crops in the meantime.

We would also strongly advise our farmers to sow this crop with a view of saving the seed. As a seed crop it is very profitable, and the seed can be very easily separated from grain by a simple spiral separator which is now on the market and can be obtained at a reasonable price.

The best time for seeding it is during September or October, and for a forage crop it is usually sown with the rust-proof or winter oats, and should be put in at the rate of 20 lbs. of Vetch with one to one and a half bushels of oats to the acre. Where it is sown for seed it is best sown alone, without a grain crop.

Hairy or Winter Vetch seed still continues very scarce, owing to the fact that it is impossible to import any of this seed at the present time, owing to the war, and the seed we offer is all American-grown.

**PRICE:** 25 cts. per lb. (postpaid, 1b. 33 cts. ; 10 lbs. and over, 22 cts. per lb.; in 100-lb. lots and over, 20 cts. per lb.

## Hairy Vetch Profitable and a Great Crop—Makes Splendid Feed.

Hairy Vetch is a profitable and great crop. It grew about two feet high on an average, and I consider it a splendid feed; we will order more of it soon.—Mr. GEO. G. McNEAL, Hobson, Nansemond County, Va., June 18, 1917.

## Hairy Vetch and Oats Yield 9,500 Pounds on Three-Quarters of an Acre.

I sowed three-quarters of an acre of your Hairy Vetch and Red Rust Proof Oats together last season and reaped 9,500 lbs. off of same, and now have a fine crop of your Mammoth Yellow Soy Beans on same land, which looks like I would get 4,500 lbs. of bean hay on same land.—J. W. STEPHENSON, Smithfield, Johnston Co., N. C., Aug. 28, 1917.

## Oats and Vetch from Your Seed Wonderful.

You should see the crop of oats and vetch I have from seed bought of you last fall. It is wonderful.—HERMAN HUNT, Cape Charles, Northampton Co., Va., June 5, 1917.

The Hairy Vetch was fine and yielded about four tons per acre.—J. A. ADAMS, North Harlowe, N. C., Caraven Co., June 20, 1917.

## OREGON WINTER VETCH

This has been used very extensively for years on the Pacific Coast, and has been sown to a considerable extent in the Southern States. It is not, as a rule, however, as satisfactory a crop for the South, and not quite as hardy, as the Hairy Winter Vetch. The Oregon Winter Vetch, however, makes a very good growth, and sown with oats makes an excellent forage crop. It is also very valuable as a winter cover and soil-improving crop. Can be sown at the rate of 30 or 40 lbs. to the acre. The reasonable price at which this vetch can be obtained should cause it to be very generally used in place of the Hairy Winter Vetch. **Price, per lb. 10 cts. (postpaid, 1b. 18 cts.); in 10-lb. lots and over, 8 cts. per lb.; 100-lb. lots and over, 7½ cts. per lb.**

## WINTER BARLEY (Vicia Sativa)

The particular value of Barley in the South is for fall, winter and spring grazing, and to cut as it is heading out to use as hay crop. In sections where it is difficult to grow regular grasses for hay, use of grain crops, such as barley, rye, wheat and oats, is very desirable. All of these crops make most nutritious feed, and cure in first-class shape to take place of hay. It should always be remembered, however, that where desired for this purpose, these grain crops should be cut before fully headed out. Barley stools out more and really makes better fall, winter and spring grazing than either rye or wheat. Cut for hay, it cures splendidly and is superior in nutritive and feeding qualities to timothy hay. It is so easily grown and succeeds so well throughout the South, that it should be much more largely grown. It can be constantly grazed during the winter and spring, and is ready to cut two weeks ahead of wheat. It is well adapted for seeding at the last working of corn or cotton, and prevents winter-leaching and washing of soils by winter rains. Sow at the rate of from 1½ to 2 bushels per acre, broadcast.

Our barley is choice Southern-raised seed, which is the only kind that should be sown in the South. **Present price is \$2.40 per bushel.** We will quote prices at any time upon request.

### INOCULATING CULTURES For Alfalfa, Clover and Vetches

The use of these cultures is along the lines of crop insurance. They are particularly desirable for use on lands when sowing Alfalfa, Clovers and Vetches, where the land has not been sown to the same crops previously. We recommend the use of these cultures, believing that they will insure better stands and better crops and will well repay for the small expenditure needed for the treatment of the seed before sowing.

See page 19 for full information.

### FORMALIN

We call particular attention to the information given in regard to Formalin on page 8 of our catalogue. The use of Formalin for treatment of grain before sowing would have saved hundreds of thousands of dollars in the prevention of smuts in grain crops this year. The cost is very small, practically less than 5 cts. per acre for the treatment of seed grain before sowing, while the prevention of the disease of smut in grain crops may mean very largely increased profits in crop results.

Farmers are urged to treat all of their seed grain for Formalin before sowing.





# SEED WHEAT, LONG BERRY or BEARDED VARIETIES

The Long Berry or Bearded Wheats are usually considered superior in milling qualities to the Short Berry or Beardless varieties, and are more generally sown in our best wheat sections. They are also especially adapted to low grounds or good, rich soils. Bearded Wheats stand adverse weather conditions better than beardless varieties. They are particularly resistant to dews and wet weather, as the beard acts as a protector for the grain.

**Miracle or Stoner** —This new wheat originated in the Valley of Virginia, and is one of the best yielding and most uniform growing of bearded wheats. It is particularly recommended on account of its remarkable stooling-out properties. The claim has been made that it is not necessary to sow more than one-half or three-fourths of a bushel per acre to give the same results as ordinary wheat. We will state, however, that on our own farms we have found the best results from sowing it at the rate of one bushel per acre. It makes a fine, heavy grain, of excellent milling qualities, and has proved with us to be one of the best and most prolific of bearded wheats. We recommend it with confidence to our customers. **Per bus., about \$3.25.**

I am very much pleased with my Stoner Wheat, as it had from 17 to 25 heads to the stool, and is the best I have ever raised. In fact, I think it is the best around here, considering that I have used no fertilizer, and some of my neighbors sowed the beardless variety and used fertilizer, and their wheat is no better. I think mine would have been better if I could have gotten it in during November, but was unable to sow it until December. —G. T. POTTS, Tettington, Charles City Co., Va., June, 1917.

**Red Wonder** —A most valuable variety of bearded wheat. It has a good stiff straw and stands up well. Large flinty grains, and, taking it altogether, is one of the handsomest wheats we have in our list. The following is an extract from a recent letter from a prominent Rockingham County farmer: "The Red Wonder Wheat is the champion of all wheats ever sown in this county. Estimated to run 5 bus. ahead of the best of other varieties in Rockingham county the past season. **Per bus., about \$3.25.**"

The Red Wonder Wheat has done well. Is ahead of any kind of wheat I have ever raised yet. I am much pleased with it. —CHAS. L. SMOAT, Wilks Co., N. C., June 25, 1917.



**Miracle, or Stoner Wheat.**

**Fulcaster** —This cross-bred wheat, from the Fultz and Lancaster, is a valuable and popular sort. It is one of the best-yielding and most reliable wheats. Has unusually large heads, stands up well, and so far has been rust-proof. Brings the highest price as a milling wheat. Fulcaster Wheat is one of the hardiest and most robust of all the wheats, standing adverse weather conditions better than any other kind. **Per bushel, about \$3.25.**

## Lancaster-Fulcaster Wheat

—A fine bearded wheat which is very popular in the Valley of Virginia, giving very satisfactory yields and making the finest quality of milling wheat. It is a cross between the Lancaster and the Fulcaster, from which it takes its name, both of them proving the most popular and satisfactory wheats in our list. It is claimed that this cross retains the fine milling qualities of the Lancaster and the prolificness of the Fulcaster, making the cross an improvement over both of these kinds. **Per bushel, about \$3.25.**

**Dietz Mediterranean** —A superior long-berry variety that has yielded well and given the best results wherever sown in this section. It makes one of the best milling wheats in existence, and millers always pay the top price for it. It stands up well, and stands adverse conditions of weather better than almost any other variety. We strongly recommend it to our customers as one of the most satisfactory of long-berry wheats in cultivation. **Per bushel, about \$3.25.**

**Lancaster** —An old standard variety of long-berry wheat greatly prized by millers, and always selling at the highest market price. The best variety for stiff or low grounds. **Per bus., about \$3.25.**

## FORMALIN PREVENTS SMUT IN WHEAT AND OATS

### Formalin Is Crop Insurance For Grain Crops

We strongly recommend our farmers everywhere to treat their wheat and oats for Formalin and so prevent the appearance of smut in their grain. Sometimes at harvest time the weather conditions are favorable for the appearance and spreading of smut in wheat and other grain crops, and when this occurs it means a loss of hundreds of thousands of dollars in the value of these crops, not only affecting the yield to a considerable extent, but also injuring the grain and making the grain sell at much less prices than it would otherwise do if free from smut. The presence of smut in wheat particularly depreciates the milling price of the grain to a very considerable extent, and it is also very undesirable in the oat crop, as it affects the feeding value and sale of same as grain.

Formalin is so easily applied, and the cost of using the same is so small, compared to the results to be obtained, that every farmer should unquestionably treat his wheat and other grains before sowing. The cost of the Formalin does not exceed more than 1c or 2c per bushel of seed treated, and this, with a little extra trouble and labor, may mean a saving of hundreds of dollars in the yield and price at which the crop is sold.

The following is the method of treatment recommended:

Mix one pint of Formalin (40 per cent. formaldehyde) with 45 gallons of water and sprinkle it over the grain with a watering pot, using about one gallon for each bushel of grain. The grain should be spread out on a clean floor in a thin layer, sprinkled thoroughly and the next layer added. This should be repeated until as much grain has been treated as can be dried at one time. The entire pile should be thoroughly mixed by shoveling, covered with blankets or sacking and left for from two to four hours; it should then be spread out and dried. A good time to treat seed is just previous to sowing; usually once in three years will be frequent enough to prevent serious loss. About one peck more seed should be used per acre to allow for swelling.

We can supply Formaldehyde put up as follows:  $\frac{1}{2}$  pint, 30 cts.; 1 pint, 50 cts.; 1 quart, 85 cts.; 2 quarts, \$1.50; 1 gallon, \$2.50. All prices F. O. B. Richmond.



# SEED WHEAT---Beardless Varieties

We are very careful in securing seed wheats which we offer, to get them from the best and largest yielding crops grown throughout this section, and we have received the most flattering reports from our customers as to the large and satisfactory yields obtained from our seed, and our trade in seed wheat has grown largely every year. We have today one of the largest trades in seed wheat in this country, a result due to the thoroughly re-cleaned and fine quality seed wheat which we supply to our customers.

At the time our Fall Catalog is printed, values of wheat are not fixed, and we are unable to quote prices at this time. We will send out, however, with each issue of our Fall Catalog, a copy of our CROP SPECIAL, giving prices on wheat and all other seeds at the date on which the catalog is mailed. We shall also take pleasure in answering inquiries and quoting prices at any time.

The varieties of wheat which we offer below are all classed as beardless varieties. It is very seldom, however, that the beardless varieties are entirely free from bearded heads. Whether this is due to "sport" or a tendency to revert back to the bearded varieties from which they were originally selected, or whether it is due to an occasional grain of bearded wheat getting mixed in from the threshers, it is impossible for us to state; but even the new varieties, like Leap's Prolific, shows some little tendency to beard. We use every possible care in the securing for our stocks for seed wheat. In procuring the beardless varieties we always use every care to get them as free from bearded heads as possible, and the bearded varieties as free from beardless heads as possible; but, owing to the varying nature for seed wheat, as above indicated, it is impossible for us to guarantee that beardless varieties, or bearded varieties, will be entirely free from bearded, or beardless heads, as the case may be.

Leap's Prolific, while classed as a beardless wheat, frequently shows some little tendency to beard, which is due to the fact that it is a hybrid wheat, being a cross of two of the best varieties in cultivation. From our own and our customers' experiences, however, we can recommend this wheat as succeeding over a wider extent of territory, and one of the surest cropping, best and most productive varieties of wheat we have ever sold. The yield averages, on good land, from five to ten bushels to the acre more than other kinds of smooth-head wheats.

**Leap's Prolific** —A splendid new variety, originating in the Shenandoah Valley. It is remarkable for its productiveness and fine quality of grain. The grain is flintier and of better milling qualities than the ordinary varieties. It is very uniform in its growth, stiff-strawed, healthy, strong grower, and early to ripen. One thing particularly noticeable about this variety is its stooling qualities, it being particularly superior in this respect, producing more stalks to plant than the ordinary wheats. This, with the fine long heads which it produces, means an increase in productiveness, and farmers who have sown this variety are enthusiastic in its praise, claiming it to be the best and most productive variety now on the market. **Per bushel, about \$3.25.**

I want to get Leap's Prolific Wheat this fall, for it is the best wheat I ever used.—V. G. WOLFE, Spartanburg Co., Inman, S. C., June 17, 1917.

Was up to see my little farm and was surprised to find all wheat in the neighborhood killed, with the exception of my 6-acre patch of Leap's Prolific.—A. B. GARTRELL, Fulton Co., Ga., Feb. 23, 1917.

**Golden Chaff** —A new short-berry wheat; has been very largely grown throughout Southside Virginia, giving particularly satisfactory crop results, so much so that the farmers in that section who have grown it in the past have been able to dispose of their crops at a considerable advance over the price of ordinary wheat for seed purposes. It is one of the earliest varieties to ripen; straw and chaff a beautiful golden color; grain well developed, hard and flinty, making a first-class milling wheat. Makes a strong and vigorous growth, and it is singularly free from rust or blight. We regard this as a specially satisfactory variety and one that is well adapted to the South. **Per bushel, about \$3.25.**

**Red May** —An early maturing variety of wheat, somewhat similar to the Fultz. Very popular throughout Georgia and South Carolina. **Per bushel, about \$3.25.**

**Fultz** —An old standard variety which continues in favor in all sections. It has a good berry, stiff straw, is very hardy, and usually free from rust. **Per bushel, about \$3.25.**

**Purple Straw, or Blue Stem** —A fine productive wheat, in high favor in the South. Makes very best quality flour. **Per bushel, about \$3.25.**

I am well pleased with the Purple Straw Wheat; it is fine. Will send you more orders for seeds later.—T. A. COVINGTON, Malboro Co., S. C., Nov. 1, 1915.

**Fultz-Mediterranean** —This is a cross of the old Mediterranean Wheats. The berry is short, plumb and red; chaff white and smooth. Heads of medium length, very compact and well filled, and inclined to widen at the top. The Fultz-Mediterranean stools well; the straw is long and extremely stiff. Coming from two vigorous, hardy varieties, it is believed to have inherited the good qualities of both its parents. It ripens early, and has proven itself a variety of extreme hardiness and great productiveness. **Bus., about \$3.25.**

I have been sowing Fultz-Mediterranean Wheat for over 15 years. I made on 50 acres in 1914, 1,627 bushels. I think it is the surest wheat we have in this country.—W. E. HAYES, Marshall Co., Tenn., Oct. 2, 1916.



Leap's Prolific Wheat.

## THE IMPLEMENT COMPANY

1302 EAST MAIN STREET  
RICHMOND, - - VIRGINIA

Offer the Best and Most Improved

### FARM IMPLEMENTS AND FARM MACHINERY

Seasonable Implements to which we call special attention are

Avery Farm Tractors, Papeck Ensilage Cutters, Williams Portable Corn Meal and Feed Mill, Stover Oil Engines, Farmers Favorite Grain Drills, Nonpareil Lime and Fertilizer Sowers

Special circulars giving full information in regard to the advantages and uses of these implements mailed on request.

We can supply your needs in

CANE MILLS, EVAPORATORS, WATTS CYLINDER POWER CORN SHELLERS, WOOD-SAWS, ROOFING, WIRE FENCING, ETC.

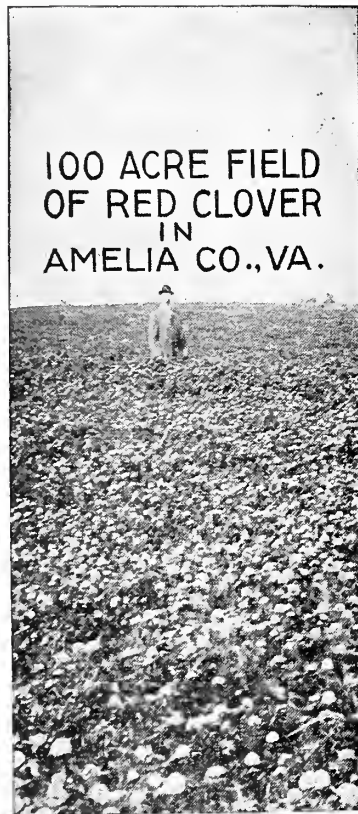
WRITE FOR CATALOG AND PRICES OF ANY IMPLEMENTS OR FARM SUPPLIES REQUIRED



# WOOD'S HIGH-GRADE CLOVER SEED

Wood's Trade Mark Brand Grass and Clover Seeds Are Best Qualities Obtainable, of High Tested Germination and Purity.

The Red, Mammoth and Alsike Clovers, sown during August or September, will yield full cuttings next year, and a first-class soil-improving crop for turning under afterwards, to be followed by grain and other crops in the fall, giving considerable improvement to the soil and increased yield of crops to follow.



100 ACRE FIELD  
OF RED CLOVER  
IN  
AMELIA CO., VA.

The sowing of Clover seed is absolutely essential to proper rotation of crops and to keep up the fertility of the land. Farmers should sow Clover seed liberally in order to keep up the productiveness of the land for other crops. Crimson Clover is probably better adapted for sowing in the South Atlantic coast region than the Red or Mammoth Clover.

The high price of cattle is an additional incentive to sow plenty of grasses and clovers in order to supply necessary feed and pasturage for all kinds of live-stock.

Clovers are the basis of successful farming, and are more generally used for hay, pasturage and soil-improving crops than any of the legumes or other grasses or forage plants. Land well set in clover not only makes a good forage or hay crop, but is improving the condition and productiveness of the land at the same time. In the rotation of crops, the clovers are most valuable, and in nearly all sections of this country, excepting possibly the extreme South, are considered almost indispensable, and if our tobacco and cotton growers would depend more upon clover crops in proper rotation, they would save the necessity for so large a use of fertilizer. A good crop of clover will restore fertility to land, and put more humus into the land, than almost any other crop.

The best fertilizer to use, either as seeding down clover or as a top-dressing, is either our Grain and Grass Fertilizer, or Wood's Pure Animal Bone or fertilizer made from a bone basis, such as Lister's Standard Bone Superphosphate.

## Sowing Grasses and Clovers in the Fall.

When clovers and grasses are sown alone early in the fall, they will give good crops of hay or yield good pasturage the following year, and it is really preferable to sow them in this way rather than with a grain crop, although they can also be sown very satisfactorily with fall-seeded oats, wheat or other grain crops, provided the grain crops are put in early in the fall.

The best method of seeding is to use the regular grain drills with grass and clover-seeding attachment; or, if this is not available, they can be sown either by hand or using the Cahoon Broadcast Seed Sower, which is a very satisfactory small implement for seeding grasses and clovers.

When Grass and Clover seeds are sown with grain crops where the grain drills are not used, the grain should be seeded first and covered with a harrow, and then the grass and clover seed sown and covered with a light or brush-drawn harrow.

## Preparation of Land For Clovers and Grasses.

A firm seed bed is of first importance, and the land should be well and deeply plowed, and then harrowed and reharrowed, so as to have the surface as fine as possible. It is always better to prepare the land for clovers and grasses, if possible, some time previous to seeding, and then wait for a good rain to fall upon the prepared soil before seeding. As soon after a good rain has fallen as the land is dry enough run the harrow over the soil to break the surface crust, then sow your grass and clover seeds, covering afterwards with a light or brush harrow, or a roller can be used if the ground is not wet.

Grass and Clover seeds should not be covered more than an average of about half an inch deep, and if sown on land that is too freshly prepared, or is not well prepared, it is almost impossible to prevent deeper covering. Our experience is so strongly in favor of a firm, well-prepared seed bed, that we feel we cannot urge it too strongly upon our customers as of first importance, if you desire good stands and good crops of grasses and clovers.

## RED CLOVER (*Trifolium pratense*)

Red Clover not only furnishes most excellent pasturage and fine hay crops, but its growth improves the land and adds humus to soil wherever it is grown. The standard hay, pasturage and soil-improving crop wherever general farming is practiced.

Red Clover on good land will yield two cuttings per year. The first crop makes rich feed, and is the most valuable for hay. The second crop does not make so good a quality of feed. Red Clover should be cut for hay when in full bloom. For hay it is particularly well adapted for sowing with Orchard and Tall Meadow Oat Grass, as it ripens at the same time, and sowing these three grasses together will give larger yields and of better quality hay than sowing either alone.

One bushel of Orchard Grass, one bushel Tall Meadow Oat Grass and eight pounds of Clover will give excellent results, and if it is desired to use the land for pasturage also, the addition of six pounds of Herd's Grass or Red Top will increase the pasturage and the second cutting of hay considerably. When sown by itself, sow 10 to 12 lbs. per acre, either in the fall or spring, or at the last working of corn.

Present price Trade Mark Brand Red Clover Seed: Lb. 35 cts. (postpaid, 43 cts.), in 10-lb. lots and over, 33 cts. per lb.; bushel of 60 lbs., \$18.50.

Price fluctuates. Will quote price at any time or fill orders sent us at lowest prevailing price. We expect lower prices after new seed is received, about Sept. 1st.

The Clover I bought from you was the best clover I ever made.—B. J. LICKS, Greenville Co., Va., June 18, 1917.

Sapling Clover does not last as long as Red Clover, but has a much greater growth, therefore I prefer it as a soil builder. I use no other.—G. P. DEYTON, Mitchell Co., N. C., October 10, 1917.

## MAMMOTH, or SAPLING CLOVER

This is similar to Red Clover, both in the appearance of the seed and its habits of growth, the difference being that it usually grows larger and is later in maturing. It is considered superior as an improver on account of the extra growth. It is a good variety for thin soils, or to seed with Timothy, Meadow Fescue or Herd's Grass or Red Top, as it matures about the same time as these grasses. The appearance of the seed of this is identical with the Red Clover, and on this account it is impossible to distinguish any difference between the two by the appearance of the seed. We always obtain our supplies from reliable sources, but in this, as in all other seeds, we give no warranty in any way, simply using every reasonable care to supply Mammoth or Sapling Clover as ordered. Sow ten to twelve pounds per acre by itself or with Timothy. Six pounds of Clover and eight pounds of Timothy will give a liberal seeding.

When it is desired to seed Herd's Grass with the above mixture, add 6 pounds of Herd's Grass or Red Top. This mixture will give the most satisfactory results, both for permanent hay and pasture fields.

We are sold out of Mammoth or Sapling Clover at the present time, but expect new seed in about August 15th, when we will take pleasure in quoting price or will fill orders entrusted to us at lowest prevailing price after new seed is received.

We sowed thirty-five dollars worth of grass and timothy seed this spring, and it looks like all came up. We have a fine set now. We have been sowing your grass and clover seed for several years, and find it all O. K.—R. H. NEEL & BRO., Tazewell Co., Va., May, 1917.



# ALSIKE CLOVER (TRIFOLIUM HYBRIDUM)

**Sown Largely in Mixture with Red and Mammoth Clover. Surer to Give a Stand, Being Hardier, Resisting Both Cold and Hot Dry Weather Better. Makes Excellent Pasturage or Hay Crop, Either Sown in Mixture or Sown Alone. Cheaper to Seed Per Acre, As It Requires Less Seed.**



Alsike Clover.

Alsike Clover grows thicker and is finer in growth than Red Clover, making better hay and probably more and better grazing. It is also hardier, resisting extremes of heat and drought and also severely cold weather to a remarkable extent. It succeeds on a variety of soils, light upland loamy lands as well as stiff bottom lands. The good qualities of Alsike are being appreciated everywhere, and it is particularly valuable for grazing, and sowing in grazing mixtures. It is surer to give a good stand and make good crops than either the Red or Mammoth Clover, and in sections where these clovers have been uncertain, Alsike is superseding them almost altogether. In this section the use of Alsike is growing rapidly, not only for sowing by itself, but also in mixture with red clover and grasses for grazing.

The seed of Alsike Clover, being much smaller than the Red or the Mammoth Clover, does not have to be sown too highly, and consequently it costs less to seed an acre than of either the Red or Mammoth clover. The quantity of seed per acre when sown alone is 6 to 8 lbs. When sown in mixture with Red Clover, which is very desirable wherever Red Clover is sown, sow 3 lbs. Alsike and 8 lbs. Red or Mammoth Clover per acre. Price 35 cts. per lb. (postpaid, 43 cts. lb.); 10-lb. lots and over, 30 cts. per lb.; bushel of 60 lbs. about \$16.00. Price fluctuates.

## Our Alsike Clover Seed Clean, Of High Germination.

All the Alsike Clover seeds bought of you from time to time have been clean and of high germination, and therefore very satisfactorily productive. Alsike is my favorite clover since experience has taught its worth. Alsike stands drought and cold and other adverse conditions much better than other clovers.—W. H. HAIRE, Honaker, Russell Co., Va., July, 1917.

## Alsike Clover Makes Excellent Stand, and Looks Very Promising.

I am pleased to inform you that while I have been a customer of yours for a number of years, your seeds have proved of very fine quality in every respect. In the last 12 months I have sown 40 acres of Red Top and Alsike Clover (Wood's Trade Mark Brand), which is an excellent stand and looks very promising, especially my pasture of 24 acres sown at the last working of corn, which is furnishing almost sufficient grazing for 12 head of stock now (March 15th).—E. R. BRIGHT, Henderson Co., N. C., March 15, 1918.


## Alsike Clover Did Extra Well—Stands Drought and Freezes Better Than Red Clover.

The seeds I got from you last spring did extra well, but I think that the Alsike Clover is the kind for this country. It stands the drought better than the Red, and it stands the freeze better than the Red Clover. My clover is very green when the snow is off.—J. W. GIBSON, Canfield, Braxton Co., W. Va., Feb. 5, 1918.

**WHITE CLOVER**—This is very largely used in lawn and pasturage mixtures, and is indigenous to the soils throughout this section. It makes a small, close, compact growth, covering the ground like a carpet. Does well all through the South. Sow either in the spring or fall. When sown by itself, sow 5 to 6 pounds per acre; it is better, however, sown in mixture with other grasses. See our Special Mixtures, pages 12 and 13. Price of our Trade Mark Brand Seed: **Lb. 65 cts. (postpaid, 1b. 75 cts.); 5-lb. lots and over, 60 cts. per lb.**

## SPECIAL MIXTURES FOR PUBLIC PARKS, GOLF COURSES AND BASEBALL GROUNDS

We have given a great deal of attention and study to the preparation of Special Mixtures for use on golf courses in the South and East. We are prepared to supply the following mixtures, which, with the proper attention, will give the best results:



### Wood's Fair Green Mixture

This mixture is especially recommended for golf courses and public parks south of Virginia, and will form a thick turf, giving an excellent playing surface all the year round, and at the same time will remain green through the heat of summer. This contains Bermuda Grass, which is the best drought-resisting grass for the South.


After repeated tests on golf courses south of the Mason and Dixon Line, we have found that grasses containing a fair proportion of Bermuda Grass make by far the best and most satisfactory fair green mixture.

This mixture can also be seeded on baseball parks, croquet lawns, public squares, or a school or college campus, or any place where a wiry, tough, permanent sod is desired for constant use. **35 cts. per lb. (postpaid, 1b. 43 cts.); 10-lb. lots and over, 30 cts. per lb.; 100-lb. lots and over, 27 cts. per lb.**

### Putting Green Mixture

Composed of the fine dwarf-growing grasses which produce the thick, velvety turf most desired by golfers. **Per lb. 40 cts. (postpaid, 1b. 50 cts.); 10-lb. lots and over, 35 cts. per lb.; 100-lb. lots and over, 32 cts. per lb.**





FIELD OF BURR CLOVER  
IN NORTH CAROLINA

## SOUTHERN BURR CLOVER

For the Southern States this is a most valuable soil-improving and winter-grazing crop, growing luxuriantly all through the winter and until summer. After once being seeded, it reseeds itself and improves in growth and appearance each succeeding year. It is admirably adapted for use with Bermuda Grass, and the combination of the two makes a splendid all-the-year-round pasturage. It is also well adapted for use in regular pasturages, and will give a considerable increase in the quantity of pasturage just at a time when it is most appreciated.

The plant matures its seed early in the spring, and produces seed abundantly after the first year, and no reseeded is necessary, unless the clover has been pastured so closely as to prevent it from maturing seed. When sown on Bermuda Grass sod, the sod must be scarified to give the clover a chance to get its roots in the soil below the layer of Bermuda roots. This scarifying is also beneficial to the Bermuda Grass.

Burr clover produces its seeds in slender, prickly pods, which come spirally wound up into a ball or boll.

This seed is very hard to thresh out, and we can only offer the Southern-raised seed in the burrs.

The California-grown Burr Clover is slightly different in growth from the Southern-grown, but, owing to the fact that the cleaned seed of this can be supplied, it is much easier to obtain a good stand and growth the first year.

The Southern Burr Clover in the burr should really be soaked in hot water and allowed to remain in the water for twenty-four hours before seeding. This will insure a much quicker stand than if sown without this soaking.

The Southern Burr Clover should be sown at the rate of not less than twenty pounds to the acre, and even thicker seedings than this are advisable. The California cleaned seed does not require to be sown at the rate of more than ten or twelve pounds to the acre.

**SOUTHERN-GROWN BURR CLOVER SEED, in the burr.** Pound, 30 cts. (postpaid, 33 cts. lb.); in 10-lb. lots and over, 25 cts. per lb.; 100-lb. lots and over, 22 cts. per lb.

**CALIFORNIA-GROWN BURR CLOVER, cleaned seed.** Pound, 25 cts. (postpaid, 33 cts. lb.); in 10-lb. lots and over, 22 cts. per lb.; 100-lb. lots and over, 20 cts. per lb.

The United States Department of Agriculture has issued a special bulletin on the seeding of Burr Clover, which they will take pleasure in mailing to any address on request. Write to the U. S. Department of Agriculture, Washington, D. C., for this bulletin, which gives very useful and valuable information.

### Burr Clover Has No Equal For Spring Grazing—Also a Splendid Soil Improver.

My experience with Burr Clover as a grazing crop is for a period of five or six years, and I can truthfully say that for early spring grazing it has no equal. I say this for several reasons.

First. It is a nutritious plant, grows luxuriantly, and after stock become used to it, they eat greedily.

Second. Because of the economy of maintaining your pasture, once a good stand, always a better; no amount of grazing seems to keep it from reseeding.

Third. No other legume will mix better with Bermuda and Lespedeza. The combination can't be beat for the South.

Fourth. As a soil improver it is equal to any of the Nitrogen-gathering plants, and for a green fertilizer I consider it the best you can grow.—PARKER C. EWAN Monroe Co., Ark., June 4, 1917.

### Burr Clover Makes a Fine Early Grazing Pasture For Crops and Cattle.

For grazing I think Burr Clover is fine. It comes on so early. I graze hogs on it until May 1st, and then it will reseed itself. As for soil improving, I think it is good. Am trying to get it all over my place. I have some growing on Bermuda sod, which makes a fine grazing pasture for hogs and cattle.—S. L. BRITT, Abbeville Co., S. C., June 8, 1917.

## WHITE BOKHARA, or SWEET CLOVER

This has been very largely and generally sown in some of the Western States the past few years. We have never regarded it as of much value for this section, and would not recommend its being sown on any except limestone lands or land containing plenty of lime. Where it succeeds, it makes a large growth, but care should be used to cut it while young, for feed or forage, as when it gets old, cattle do not relish it, and it is not of very high nutritive value. It furnishes good inoculation as a crop to precede alfalfa, and is also adapted for sowing on hiddsides that are liable to wash or gully; but it will not succeed well on lands that do not contain some lime content. It is also largely used for sowing for bees.

White Bokhara can be sown either in the spring or fall. Should be sown at the rate of about 15 lbs. per acre. It is rather slow to germinate, and does not come as quickly as the red or the mammoth clover, owing to the fate that the seed always contain a certain percentage of hard seeds, and on this account it has been found that very much better stands are obtained by scarifying the seed, and we offer the seed both in its natural condition and also scarified. The scarified seed will furnish a larger percentage of germinating seeds and come up quicker.

I bought a few White Bokhara or Sweet Clover seed of you two years ago and I think it one of the most profitable crops I ever raised. My stock of all kinds eat it without any trouble whatever, and some of my neighbors here who raise Alfalfa say they think it is its equal, and so much easier to raise. Of course it has to be cut at the right time, but I think you undervalue it.—S. C. THORN, Herndon, Fairfax Co., Va., January 6, 1917.

	In 10-lb. lots and over,	
<b>Prices of</b>		
<b>WHITE BOKHARA or SWEET CLOVER.</b>	Per Lb.	Per Lb.
Hulled and re-cleaned.....	.32	.35
Scarified .....	.35	.40
Add 8 cts. per lb. for postage if ordered to be sent by mail.		



# WOOD'S HIGH-GRADE GRASS SEED

WOOD'S GRASS AND CLOVER SEEDS ARE HIGH-GRADE SEEDS, carefully selected so as to be sure of supplying seeds only of first-class germination and of the best qualities that it is possible to obtain. The satisfaction which our seeds have given has caused our business in these seeds to become one of the largest in this country. Handling grass and clover seeds in the large quantities we do, enables us to supply them at the lowest possible prices for the best quality seeds.

**The Fall Seeding of Grass and Clover Seed** is to be specially recommended. The end of August and during September is best for seeding grasses and clovers in the fall, although they can safely be put in up to the middle of October. If sown after that time, it is better to defer sowing clover until the spring, although Orchard Grass, Tall Meadow Oat Grass, Red Top or Herd's Grass, Timothy and similar grasses can be satisfactorily put in up to the first of November in the eastern part of the Carolinas and further South.

**PREPARATION OF LAND AND SEEDING OF GRASSES AND CLOVERS.**—We give very full information under the heading of "Clover Seed" in regard to sowing grasses and clovers, and we commend this information to our customers, feeling sure that if the methods there recommended are adopted it will insure good stands of grasses and clovers.

**THE DESCRIPTIONS** that we give in this catalogue are especially full and complete. The description of the varieties, the suggestive combinations with other kinds, the adaptability for various soils and conditions, with other information, will be found of especial use and value in arriving at correct conclusions as to the best varieties of grasses to use for the purposes which are desired to be obtained.

**PRICES ON GRASS AND CLOVER SEEDS FLUCTUATE.**—The prices named are those ruling at the time this catalogue is printed. We will quote prices at any time or will fill all orders entrusted to us at ruling prices at the same time the order is received.

## ORCHARD GRASS (*Dactylis glomerata*)

Orchard Grass is a very vigorous grower and yields large crops of excellent and most nutritious hay, and will last for years in increasing value with proper treatment. It is succulent and nutritious, and when mowed requires only a few days of seasonable weather to start it growing again, and usually two good crops of hay can be cut in a season. Orchard grass is also excellently adapted as a pasture grass, and also succeeds in shady situations, such as orchards, parks, etc., better than most other grasses. Orchard Grass succeeds and grows upon nearly all soils that are not saturated with water. It does best, however, on loamy uplands or moderately stiff soils, although it will succeed very well on soils that are inclined to be of a sandy texture. It matures early, and is excellently adapted for sowing with Tall Meadow Oat Grass and Red Clover, and this mixture is very highly recommended. Orchard Grass fields can be kept in a continuous state of productiveness provided a light seeding is made early each spring, should any bare spots appear in the field, and an occasional top-dressing of stable manure during the winter will fully maintain its productiveness. Fertilizer also gives very satisfactory results, both for Orchard and other grasses, applied at the rate of 300 to 400 lbs. to the acre, during the month of March. Our Standard Grain and Grass Fertilizer, Lister's Standard Bone Superphosphate and Wood's Pure Animal Bone are the best fertilizers to apply for top-dressing grass in the spring.

Present price of our Trade Mark Brand: Per lb. 30 cts. (postpaid, lb. 33 cts.); bushel of 14 lbs., about \$3.60. Price fluctuates.

## TALL MEADOW OAT GRASS

(Also called EVERGREEN GRASS)

One of the Most Valuable Hay and Pasturage Grasses for the South. Early Maturing, Large Yielding, and Especially Valuable in Combination With Orchard Grass, Both for Hay and Grazing.

This grass is increasing in popularity wherever it is grown. It seems to make more leafage and grazing and a larger yield of hay, and to keep green longer, both during the winter and summer, than other grasses. It is especially desirable and adaptable to the South. It withstands the heat and drought of midsummer and cold of winter, starts very early in the spring, and continues to give good grazing until late in the fall. For hay it can be cut twice in a season. Its nutritive qualities are first-class. It ripens at the same time as Orchard Grass, and gives the very best results sown with it and Red Clover. For hay it should be cut while in bloom. Tall Meadow Oat Grass is best adapted for good loamy uplands, but gives excellent results on nearly all soils, and better results than any other grass on light, medium or sandy soils. Farmers who have been sowing this grass for years are especially well pleased with the returns from it, and are sowing constantly increasing acreage each year. When sown by itself, sow at the rate of two to three bushels per acre, either in the spring or fall. Sown with Orchard Grass and Red Clover, the quantities usually sown are one bushel (11 lbs.) Tall Meadow Oat Grass, one bushel (14 lbs.) Orchard Grass, and 8 lbs. Red Clover. The addition of 6 or 7 lbs. Fancy Clean Red Top or Herd's Grass seed to the acre in this mixture increases the aftermath and the yield of grazing. This combination is excellent and one that has given the most satisfactory results. Price, lb. 30 cts. (postpaid, lb. 33 cts.). Trade Mark Brand Seed, bushel of 11 lbs., about \$2.75.




Tall Meadow Oat Grass

I have grown Tall Meadow Oat Grass or Evergreen Grass in an extensive way for more than thirty years. I consider it far ahead of Orchard Grass both as a hay and a pasture grass. To say nothing about legumes, Tall Meadow Oat Grass is the most profitable of our cultivated grasses both for hay and pasture. It roots very deep in the soil, withstands drought well. It is the earliest grass to start in the spring and the last to die in the fall. Will give a large hay crop and with favorable seasons and a good soil two crops can be cut in a season, or if desired it will furnish an abundance of pasture. It can be successfully grown with Red Clover and will mature for hay with it.—C. L. BURNER, Rockingham Co., Va.,

I have grown Tall Meadow Oat Grass for ten years, and am more than pleased with the results. I have never failed to secure a good stand of grass. Have always had an abundance of hay and plenty of pasture early and late when there was a season for any grass. This grass is perennial and will produce on our soils goods crops of hay for a number of years without reseeding, and will frequently produce a second crop of a ton or more hay per acre in one season. This is a deep rooting grass, and therefore holds the fertility of the soil better than most grasses. I regard the Tall Meadow Oat Grass as superior to all other grasses for our soils for hay, for pasture, and for maintaining the soil fertility.—G. F. HOLSINGER, Rockingham Co.,



**RED TOP, or HERD'S GRASS****The Blue Grass of the Atlantic Coast.**

Herd's Grass, or Red Top

Red Top or Herd's Grass is one of the best and most satisfactory grasses all throughout the South. It is well adapted to all soils and situations, succeeding well on light, sandy soils, as well as stiff upland and low ground, and it really succeeds better in moist situations than almost any other grass. After once being established, it thickens and improves year by year, taking possession of the land and increasing in yield and quantity each successive year. Red Top or Herd's Grass is really one of the most valuable of all grasses for the South, and it should be a large constituent part of all mixtures intended for permanent hay or pasture. It seems indigenous to all our Southern soils and while it lasts a long time and spreads rapidly, it is easily eradicated in case it is desired to put the land in cultivated crops. It makes excellent pasturage and good crops of fine quality hay. It is rather late in starting in the spring and matures its crops at the same time as timothy. Is excellently adapted for seeding with timothy for hay, and furnishes excellent pasturage afterwards. When it gets well established it spreads and will gradually supplant other grasses. Red Top or Herd's Grass is also one of the best grasses for hillsides or lands likely to wash. Our **Trade-Mark Brand** of the Fancy Clean Red Top is of extra fine quality, and carefully cleaned for impurities. It requires from 8 to 10 pounds to seed an acre of the Fancy Cleaned seed. When sowing with timothy, sow 6 pounds of the Fancy Cleaned seed and 8 pounds of timothy per acre. It can be sown either in the spring or fall. Red Top or Herd's Grass has again turned out a plentiful crop the past season, enabling the seed to be sold at reasonable prices. This is a great boon to our farmers, as we really regard Red Top or Herd's Grass as one of the best of all grasses for use throughout the South. **Price, per lb. 20 cts. (postpaid, 1b. 23 cts.); 10 lbs. and over, 18 cts. per lb.; 100 lbs. and over, 17 cts. per lb. Price fluctuates.**

The Red Top seed I bought of you has proven entirely satisfactory to me. I sow my Red Top and Timothy mixed. The Timothy will not stick only two years and by that time the Red Top has the ground all matted and then I rely entirely on the Red Top for hay or grazing purposes.—W. M. PARRISH, Macon Co., N. C., Oct. 14, 1916.

I always sow Herd's Grass, which when cut before it gets too ripe has always made very satisfactory hay. It seems to be a native grass in East Virginia and I don't think there is any other grass that will take its place on the greater portion of these lands.—J. N. HANGER, Louisa Co., Va.

**KENTUCKY BLUE GRASS****The Grass That Made Old Kentucky Famous for Its Fine Horses and Cattle and Prosperous Farming Country**

Kentucky Blue Grass is one of the richest and most nutritious of pasturage grasses, and should be largely used in all pasturage mixtures, except on very light or sandy soils. For fall, winter and spring it makes the very best of pasturage, and, mixed with other grasses like Herd's Grass, or Red Top, and Meadow Fescue or Randall Grass, will give an excellent all-the-year-round pasturage.

Land well set in Blue Grass lasts longer than other grasses. In fact, a good Blue Grass pasture is considered to improve from year to year, and on land where it is well adapted, rarely ever requires reseeded.

The best time for sowing Blue Grass is in the fall; it grows rather slowly at first, but soon forms a compact turf, making a fine permanent pasturage when once established. A thick, well-set sod of Blue Grass is usually considered an ideal pasturage, both for nutritious qualities and yield, and wherever Blue Grass succeeds it should be one of the principal constituents of all pasturage mixtures.

Blue Grass being a little slower to become well set than other grasses; it is also a good plan to sow some Perennial Rye Grass with it when sowing in the fall.

Our Special Pasturage Mixtures for fall seeding contain a good proportion of Kentucky Blue Grass. While it is best sown in the fall, it can be sown either in the fall or spring. It should be sown at the rate of 40 to 50 pounds per acre. **Price, per lb. 35 cts. (postpaid, 1b. 45 cts.); 5 lbs. and over, 30 cts. per lb.; bushel of 14 lbs., \$3.60. Price fluctuates.**

**TIMOTHY (Phleum pratense)****The Most Popular, Nutritious and Salable of Hay Grasses**

This makes one of the most popular, nutritious and salable of hay grasses. It is best adapted for sowing on clay or heavy loam, lowlands or in mountainous districts, although it will do well on any good loamy soils, provided moisture is abundant. It does not succeed so well, however, as orchard, tall meadow oat or herd's grass on soil of a sandy or light loamy texture and is not of so much value for pasturage as other grasses. The stand of Timothy will also be injured if grazed or cut too closely. The yield of hay on good ground is from 1½ to 3 tons per acre. Timothy requires good land to make good crops. It does not root as deeply, and is not considered as much an improver as other grasses; consequently should not be sown on land deficient in humus or vegetable matter, nor on soils of a light or sandy nature. The best clover to sow with Timothy is the Sapling, as it matures and ripens with Timothy. The practice of sowing the common red clover with Timothy in this section is not advisable, as they do not ripen together, the clover being ready two or three weeks before the Timothy; thus either one or the other must be cut at a stage which will not give the best results. Red Top or Herd's Grass and Meadow Fescue mature at the same time as Timothy, and are excellent grasses to sow with it, both for hay and pasturage. They will increase the yield of hay and will very largely increase the yield and value of the pasturage. Timothy by itself requires to be sown at the rate of about a peck (11 pounds) to the acre; or with clover, 10 pounds of Timothy and 6 pounds of Sapling Clover will give a good seeding. A mixture of Timothy, Red Top, Meadow Fescue and clover should be sown in the following proportions: 8 pounds Timothy, 6 pounds Clover, 6 pounds Fancy Red Top, ½ bushel Meadow Fescue. These will furnish an excellent mixture, both for hay and pasturage, on good loamy, clay or low-ground soils. **Present price of our Trade Mark Brand: 1b. 15 cts. (postpaid, 1b. 23 cts.); in 5-lb. lots and over, 12 cts. per lb.; bushel of 45 lbs., about \$4.75. Price fluctuates.**

I have a beautiful stand of timothy and clover; all from your seed.—AUSTIN P. WAGSTAFF Fairfax Co., Va.



Timothy.





## ITALIAN RYE GRASS

Sown in the fall, on good soil or on low ground, Italian Rye Grass furnishes a full cutting of excellent and most nutritious hay the following May or early in June, and will also furnish two or three additional cuttings the same year. It is one of the quickest growing of hay grasses, and will also furnish excellent pasturage during the fall, winter and early spring. Can be sown to advantage either by itself or with other grasses or clovers, and some of our customers have had excellent results when sowing in combination with Crimson Clover to be used for pasturage and hay. It is particularly recommended for rich or heavy low grounds. Italian Rye Grass is principally recommended for fall seeding, and can be sown at the rate of 25 to 30 pounds to the acre, and, as it is an annual, it requires seeding each year. It should be cut when heading out for hay. Present price of our Trade Mark Brand Seed, per lb. 20 cts. (postpaid, lb. 28 cts.); in 5-lb. lots and over, 16 cts. per lb.; in 100-lb. lots and over, 14 cts. per lb. Special price on large lots.

## PERENNIAL RYE GRASS

Both this and the Italian Rye Grass make a quicker and more leafy growth than any of the other grasses. Sown in the fall, they make a dense, thick, matted growth, which makes a beautiful green appearance, and will furnish most excellent grazing all through the winter and spring, and will furnish good yields of hay; but the Perennial Rye Grass is probably better adapted for pasture or lawn purposes, as it will last longer for this purpose than the Italian Rye Grass.

Perennial Rye Grass does very well in mixtures with grasses like Orchard and Tall Meadow Oat. It makes the quickest growth of any of the grasses, and for a grass to make a quick, leafy sod, will give the most satisfactory results. It is also admirably adapted for sowing on Bermuda Grass sod, and gives most excellent satisfaction and results in combination with this grass, filling in the time in the fall, winter and early spring when the Bermuda Grass is comparatively dormant. The Perennial Rye Grass is also quite largely used as a lawn grass in connection with Bermuda Grass in the far South. Can be sown any time up to the end of October, but early seeding gives best results. Sow at the rate of 25 to 30 pounds to the acre. If it is desired to sow on Bermuda Grass sods, run a cut-away or sharp-tooth harrow over the grass sod before seeding, and then run the harrow over afterwards, so as to give a slight covering. Price of our Trade Mark Brand Seed, per lb. 20 cts. (postpaid, lb. 28 cts.); in 5-lb. lots and over, 15 cts. per lb.; in 100-lb. lots and over, 12½ cts. per lb.

## Pacey's Perennial Rye Grass

A selection of Perennial Rye Grass, particularly well adapted for lawn and pasturage purposes, making a quick, leafy growth of fine texture. Per lb. 20 cts. (postpaid, lb. 28 cts.); in 10-lb. lots and over, 16 cts. per lb.; 100-lb. lots and over, 14 cts. per lb.

## MEADOW FESCUE or RANDALL GRASS (*Festuca pratensis*)

Meadow Fescue is particularly well adapted to our Piedmont and mountainous districts, and also gives excellent results on good loamy or heavy soils all through the South. It is a splendid spring and summer grass, and makes more and thicker leafage than even Orchard and Tall Meadow Oat Grass.

It is also especially useful for fall and winter pasturage, as it remains green throughout the winter. It is very popular in Eouthwest Virginia, East Tennessee and the mountainous districts of North Carolina, where it is very highly appreciated. It succeeds well in nearly all sections of the South, and should be very largely used in pasturage and hay mixtures, being especially suitable for sowing with Red Top and Timothy for hay, or with these and Orchard and Tall Meadow for permanent pasturage. Sow either in the spring or fall at the rate of two to three bushels to the acre if sown by itself. When sown with Red Top and Timothy, sow 15 lbs. Meadow Fescue, 5 lbs. Fancy Clean Red Top and 6 lbs. Timothy per acre. Sown for a grazing mixture with Orchard and Tall Meadow Oat Grass, add half a bushel each of these two grasses. Price, 30 cts. per lb. (postpaid, 38 cts.); in 10-lb. lots and over, 25 cts. per lb.; 100-lb. lots and over, 23 cts. per lb.

## Velvet Blue Grass

(*HOLCUS LANATUS*)

This grass is grown to a considerable extent in the Valley of Virginia, some of the farmers in Rockbridge county, Va., having quite a considerable acreage of it. It starts early in the spring, being about the first grass to furnish pasturage, and continues to furnish excellent pasturage up to June. Its growth starts again in August, and it furnishes very heavy grazing during the months of September and October, and it is considered to be a good fall fattener. It will not yield as heavy crop of hay as Orchard Grass, and is not considered as nutritious for hay as it is for pasturage. It is considered, however, an excellent grass to use mixed with other grasses. Pound 30 cts.; 10 lbs. and over, 25 cts. per lb.

## Red, or Chewning's Fescue

(*FESTUCA RUBRA*)

This is rapidly increasing in popularity. It makes a fine growth and thick turf, and is most valuable for lawns and lawn mixtures, as well as being a very desirable grass for pasturage. It is also particularly well adapted for putting greens on golf courses, and is specially suited for this purpose throughout the South. Makes a thick, green sod, which stands adverse conditions of weather remarkably well. Pound 40 cts. (postpaid, lb. 48 cts.); 10-lb. lots and over, 36 cts. per lb.; 100-lb. lots and over, 35 cts. per lb.

## Crested Dogtail

A valuable pasturage grass, largely used in mixtures, recommended for dry soils and situations. Does well on hillsides. Per pound, 35 cts. (postpaid, lb. 43 cts.); in 10-lb. lots and over, 30 cts. per lb.; in 100-lb. lots and over, 28 cts. per lb.

## RHODES GRASS

In this section it is only recommended for spring and early summer seeding. In Florida it can be sown to advantage in the late summer and early fall. It is proving a very valuable grass for the far South.

Per lb. 45 cts. (postpaid, lb. 50 cts.); in 10-lb. lots and over, 40 cts. per lb.; in 100-lb. lots and over, 38 cts. per lb.

## BERMUDA GRASS

This is principally recommended for spring seeding, although in the South it can be sown in the late summer and early fall to advantage. It is one of the most valuable perennial pasture grasses all through the South, and also produces good yields of hay in the far South. It also makes one of the best summer lawn grasses, to stand hot, dry weather, and is well adapted for this purpose for the lighter soils of the Southern States.

Bermuda Grass is also very largely used for sowing on hillsides, railway embankments, mill-dams, etc., for binding and holding the soil.

The ground should be well prepared, making a good, firm seed bed, as the seed is small, and the seed should be covered very lightly, with a roller or bush harrow, to a depth of not more than half an inch.

Per lb. 50 cts. (postpaid, lb. 58 cts.); 10 lbs. and over, 45 cts. per lb.; 100-lb. lots, 40 cts. per lb.



# Wood's Special Grass and Clover Mixtures

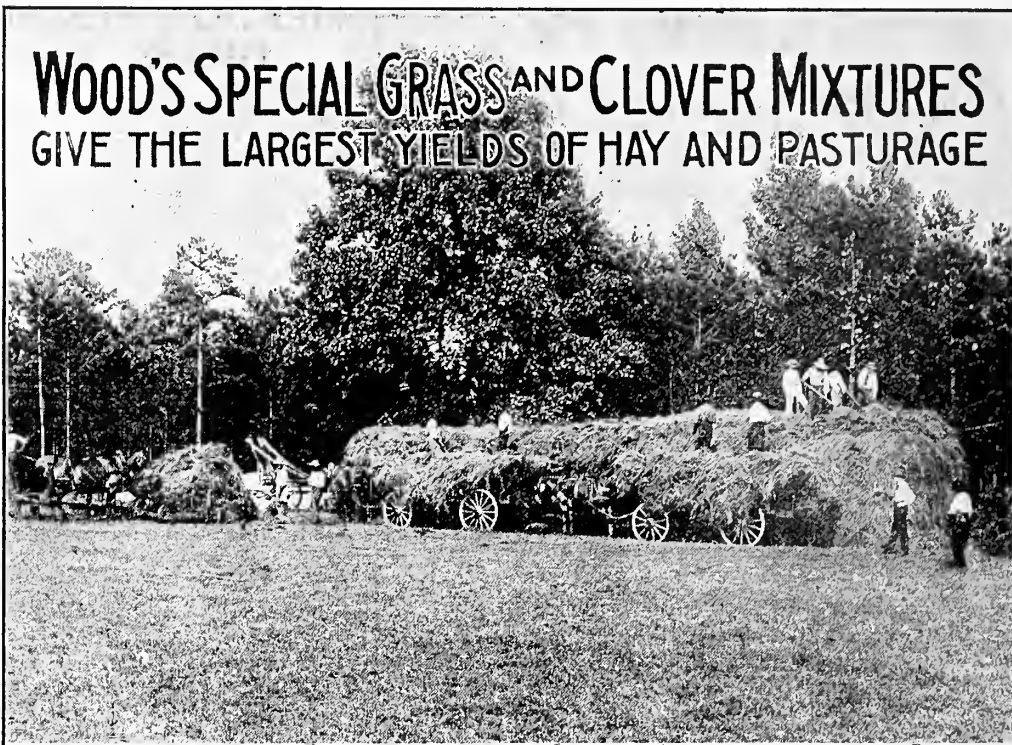
Specially Recommended For Fall Sowing to Give the Largest Yields of Hay and Pasturage.

We specially recommend the fall sowing of our Grass and Clover Mixtures, as experience has conclusively proven that fall seedings give much better and more satisfactory results than spring seedings, and, provided they are sown the end of August or during September, they will yield full crops of hay or grazing the following year.

There is no question but what our Special Grass and Clover Mixtures yield more pasturage and much better crops of hay, and that the meadows or pastures will keep in good, productive condition very much longer than where only two or three varieties of grass or clover are sown, as is so frequently the custom with our farmers.

WOOD'S SPECIAL GRASS AND CLOVER MIXTURES are put up from grasses, in such proportions as experience has shown are best suited to the different soils and purposes for which they are recommended. Those for permanent pasture are composed of grasses which succeed each other in growth and give a succession from the first of spring till late in the winter; while for those desired more for cutting for hay, we have combined grasses which ripen together. The different mixtures are prepared both as to quantity and varieties best adapted to the soils and situations for which they are recommended. We shall

take pleasure in giving our customers the benefit of our knowledge and experience in regard to mixtures to be sown, or we will be glad to advise them as to suitable grasses for their soils and purposes at any time that special information may be desired.



## MIXTURES Nos. 1 to 5—For Permanent Pasture but will also make large yielding Crops of Hay

### MIXTURE NO. 1—For light, gravelly or sandy soils

Composed of the following grasses and clovers:

Perennial Rye Grass	Crested Dogstail
Red Clover	Meadow Fescue
Alsike Clover	Orchard Grass
Tall Meadow Oat Grass	Red Top or Herds Grass
Alfalfa	Kentucky Blue Grass
White Clover	Timothy
Paspalum	Red Fescue

Sow 30 to 35 lbs. to the acre.  
Lb. 30 cts. (postpaid, 38 cts. lb.); 10-lb. lots and over, 25 cts. lb.;  
100 lbs. and over, 23 cts. per lb.

Your Mixture No. 1 is very satisfactory. It has been a great help to me, notwithstanding the fact that it was sown on light sandy land.—W. J. BOONE, Gates Co., N. C., July 23, 1917.

The No. 1 Grass Mixture bought of you last spring gave a good stand of grass and clover. At this date, October 10th, it promises to give a good crop of hay next summer on just ordinary soil, or a fine permanent pasture.—J. R. BRYANT, Wilkes Co., N. C., October 10, 1917.

The No. 1 Grass Mixture I bought of you last spring was sown on a very high piece of upland. This land was also very thin. I failed for two seasons to get even a half stand of grass on this land, but from your No. 1 Mixture I have a fine stand, notwithstanding we had a drought in the late spring.—E. A. ANDERSON, Eggleston, Giles Co., Va., January, 1918.

### MIXTURE NO. 2—For good loam soil

Composed of the following grasses and clovers:

Tall Meadow Oat Grass	Red Top or Herds Grass
Meadow Fescue	Red Clover
Orchard Grass	Alsike Clover
Perennial Rye Grass	White Clover
Kentucky Blue Grass	Timothy
Alfalfa Clover	Red Fescue

Sow 30 to 35 lbs. to the acre.  
Lb. 30 cts. (postpaid, 38 cts. lb.); 10-lb. lots and over, 25 cts. lb.;  
100 lbs. and over, 23 cts. per lb.

### MIXTURE NO. 3—For heavy loam or clay soils

Composed of the following grasses and clovers:

Alsike Clover	Red Clover
Orchard Grass	Tall Meadow Oat Grass
Red Top or Herds Grass	Kentucky Blue Grass
White Clover	Perennial Rye Grass
Red Fescue	Timothy
Meadow Fescue	Alfalfa Clover

Sow 30 to 35 lbs. to the acre.  
Lb. 30 cts. (postpaid, 38 cts. lb.); 10-lb. lots and over, 25 cts. lb.;  
100 lbs. and over, 23 cts. per lb.

I am well pleased with No. 3 Grass Mixture. It cannot be recommended too highly. Will buy more this winter.—T. D. HOPKINS, Reidsville, Rockingham Co., N. C., October 15, 1917.

### MIXTURE NO. 4—For moist bottom land

Composed of the following grasses and clovers:

Kentucky Blue Grass	Red Top or Herds Grass
Timothy	Italian Rye Grass
Orchard Grass	Mammoth Clover
Alsike Clover	Tall Meadow Oat Grass
Meadow Fescue	Paspalum Grass

Sow 25 to 30 lbs. to the acre.  
Lb. 30 cts. (postpaid, 38 cts. lb.); 10-lb. lots and over, 25 cts. lb.;  
100 lbs. and over, 23 cts. per lb.

### MIXTURE NO. 5—For wet bottom land

Composed of the following grasses and clovers:

Rough-Stalked Meadow Grass	Tall Meadow Oat Grass
Red Top or Herds Grass	Paspalum
Italian Rye Grass	Alsike Clover
Meadow Fescue	Kentucky Blue Grass
Timothy	Mammoth Clover
	Alfalfa

Sow 25 to 30 lbs. to the acre.  
Lb. 30 cts. (postpaid, 38 cts. lb.); 10-lb. lots and over, 25 cts. lb.;  
100 lbs. and over, 23 cts. per lb.



# WOOD'S SPECIAL GRASS AND CLOVER MIXTURES — (Continued)

## Wood's Trade Mark Brand Seeds Used in All of Our Grass Mixtures

In all of our grass mixtures we use our Trade-Mark Brand Seeds only, the best quality obtainable, and of tested germination, the quality and purity of the seeds we sell being always our first consideration. We give under the heading of each mixture the kinds of grasses contained in the different mixtures. All are combined in suitable proportions as best adapted for the soils or purposes for which they are recommended. We are continually in receipt of letters from our customers, speaking of the splendid results which they get from our Special Grass Mixtures, and we give extracts from some of these letters, giving our customers' experience.

### Mixtures Nos. 6 to 9—For Mowing for Hay; will also make splendid pasturage.

OUR SPECIAL MIXTURES for mowing for hay are composed principally of grasses which ripen together for the first cutting, but they also contain smaller proportions of other grasses which will increase considerably the second cuttings, and also add very much to the pasturage yield, in case it is desired to use the fields for pasturage afterwards.

#### MIXTURE NO. 6—For light gravelly or sandy soils

Composed of the following grasses and clovers:

Orchard Grass	Kentucky Blue Grass
Tall Meadow Oat Grass	Red Clover
Perennial Rye Grass	Red Top or Herds Grass
Red Fescue	Meadow Fescue
Alsike Clover	Alfalfa Clover

Sow 30 to 35 lbs. to the acre.

Lb. 30 cts. (postpaid, 38 cts. lb.); 10-lb. lots and over, 25 cts. lb.; 100 lbs. and over, 23 cts. per lb.

I had very good results with the grass seed I bought of you last spring. I think your seed will catch on any land in ordinary state of cultivation.—J. A. MIDDLETON, Guilford Co., N. C., Nov. 30, 1917.

I like the No. 6 Mixture fine. I sowed it on hillside land and it looks fine now. So all of your grass seed is good for me so far.—RICHARD YATES, Buchanan Co., Va., Oct. 18, 1917.

My No. 6 Grass Mixture did fine. I had grass 5 feet tall. I sowed your Mixture No. 6 eight years ago, and I cut more grass this season than ever before.—G. F. COFFEY, Avery Co., N. C., Nov. 1, 1916.

#### MIXTURE NO. 7—For good loam soil

Composed of the following grasses and clovers:

Tall Meadow Oat Grass	Perennial Rye Grass
Meadow Fescue	Red Clover
Orchard Grass	Alsike Clover
Red Top or Herds Grass	Alfalfa Clover
Timothy	Italian Rye Grass
Kentucky Blue Grass	

Sow 30 to 35 lbs. to the acre.

Lb. 30 cts. (postpaid, 38 cts. lb.); 10-lb. lots and over, 25 cts. lb.; 100 lbs. and over, 23 cts. per lb.

Your No. 7 Grass Mixture is in my opinion one of the best grass mixtures for thin land. Four years ago I seeded half acre with No. 7 Grass Mixture Sept. 1st, and in May I cut two tons of as nice hay as ever man has seen. Now this was the first cutting. I got three cuttings that year. The second cutting I got about one ton and the third cutting half ton. I think the No. 7 Mixture is one of the best for meadow or pasture that I have ever used. Hope your customers will try Old No. 7.—D. M. WALKER, Rockingham Co., N. C., Oct. 16, 1917.

### Park Meadow Mixture No. 10

A most desirable and valuable mixture, especially adapted where it is desired to put land down in permanent grass fields. This mixture contains a larger variety of grasses than any of our mixtures, and is admirably adapted both for permanent pasturage and hay, making a thick-set turf, which makes a fine appearance for large parks or meadows. We have sold this mixture to our customers now for several years past with very satisfactory results, and it has been used on large scale on some of our most beautiful suburban farms throughout this and other sections. Our Park Meadow Mixture on account of the greater number of grasses contained in it, is adapted to a greater variety of soils than any of our other mixtures. We would recommend it for use on any soils, excepting possibly very light soils or heavy low grounds. On account of the large number of grasses contained in this mixture, it should be sown a little thicker than the ordinary mixture, and if properly sown and well put in, will furnish excellent continuous grazing throughout the year or very large and satisfactory yields of hay.

We would recommend that it be sown at the rate of 40 to 50 lbs. to the acre. Per lb. 30 cts. (postpaid, 38 cts.); 10-lb. and over, 27 cts. lb.; 100 lbs. and over, 25 cts. lb.

#### No. 1 Grass Mixture Gives a Fine Stand.

The No. 1 Grass Mixture I bought of you last spring was sown on a very high piece of upland. This land was also very thin. I failed for two seasons to get even a half stand of grass on this land, but from your No. 1 Mixture I have a fine stand, notwithstanding we had a drought in the late spring.—E. A. ANDERSON, Giles Co., Va., January, 1918.

#### No. 7 Grass Mixture Lasts For More Than 20 Years.

The No. 7 Grass Mixture bought of you last year is doing well. I was prompted to buy this mixture because more than 20 years ago the late Geo. B. Finch used this No. 7 (perhaps without Alfalfa addition), and one who owns land adjoining Mr. Finch's farm told me last year that this

#### MIXTURE NO. 8—For heavy loam or clay soils

Composed of the following grasses and clovers:

Meadow Fescue	Red Top or Herds Grass
Orchard Grass	Red Clover
Perennial Rye Grass	Alsike Clover
Tall Meadow Oat Grass	Timothy
Kentucky Blue Grass	Alfalfa Clover

Sow 30 to 35 lbs. to the acre.

Lb. 30 cts. (postpaid, 38 cts. lb.); 10-lb. lots and over, 25 cts. lb.; 100 lbs. and over, 23 cts. per lb.

I am well pleased with Wood's Grass Mixture No. 8, and intend to order more in the spring.—G. FRANK JOHNSTON, Bradley Co., Tenn., Oct. 14, 1917.

I sowed 100 lbs. of No. 8 Grass Mixture last spring. I got a fine quantity of feed from this fall cutting, and from the way it looks now I am expecting a good quantity next year. I think it is a great mixture. I shall sow more of it next spring.—CHAP BODENHEIMER, German-ton, Stokes Co., N. C., Oct. 21, 1915.

#### MIXTURE NO. 9—For moist bottom land

Composed of the following grasses and clovers:

Meadow Foxtail	Italian Rye Grass
Red Top or Herds Grass	Alsike Clover
Timothy	Kentucky Blue Grass
Meadow Fescue	Fespalum
Sapling Clover	

Sow 30 to 35 lbs. to the acre.

Lb. 30 cts. (postpaid, 38 cts. lb.); 10-lb. lots and over, 25 cts. lb.; 100 lbs. and over, 23 cts. per lb.

My land is low and overflows 2 to 3 times a year, but does not seem to kill out the No. 9 Mixture, and we have gotten some very fine cuttings of hay off of similar land. In fact, we have just cut about 12,000 lbs. of No. 9 from low lands, and are getting it up today.—H. J. PENN, Rockingham Co., Sept. 5, 1916.

I bought a few pounds of your No. 9 Grass Mixture last spring to sow as an experiment, and I wish to inform you that I got a fine stand, and it is looking so well today that I am contemplating ordering quite a good sized order next spring. I think seeding a mixture is the best way to sow grass.—E. W. SUMNER, Floyd Co., Va., Oct. 19, 1917.

field where not grown up affords good grazing.—C. S. HUTCHESON, Mecklenburg Co., Va., May 15, 1918.

#### Think Our Grass Mixture Hard to Beat.

Your No. 2 Grass Mixture gave satisfaction and I got a much better stand from it than from some local seeds on the same land. I think your seeds are hard to beat.—F. K. RICH, Ashe Co., N. C., Oct. 8, 1917.

#### No. 3 Grass Mixture Makes Splendid Pasture.

The No. 3 Grass Mixture that I bought of you last fall proved very satisfactory, as it makes a splendid pasture.—R. R. COLE, James City Co., Va., July 17, 1917.

For Information About LAWN GRASS SEED  
See Page 18.

SPECIAL MIXTURE FOR GOLF COURSES,  
PUBLIC PARKS, ETC., See Page 11.

# SOW WOOD'S EVERGREEN LAWN GRASS IN SEPTEMBER AND OCTOBER FOR BEST RESULTS

SEPTEMBER and OCTOBER (the earlier the better) are the best months for sowing lawn grass seed. Lawn grass seed sown at this time comes in quickly and makes a beautiful green lawn all through the winter, and gets well rooted and well established so as to be enabled to stand hot and dry weather in the summer time, and the chances for a first-class permanent lawn are very much better if sown at this time than any other time during the year.

You can also expect a weedless lawn if you sow seeds at this time. Even if weeds which are in the soil should happen to come up, the cold weather kills them out, while the grass thrives and fully occupies the ground, so as to prevent the growth of weeds again in the spring.

We strongly recommend the seeding of lawns at this time. Wood's Evergreen Lawn Grass, too, is the very best lawn mixture you can sow for satisfactory all-the-year-round lawns.

## HOW TO FRESHEN AND RENEW A LAWN

A lawn can be kept in a constantly green and flourishing condition provided fresh lawn grass seed is sown at different periods throughout the year, particularly in the spring and fall. The best time to sow the grass seed is during a rainy spell and directly after cutting the lawn, although this is not necessary. Some of the best lawns in Richmond are kept in a constantly green and vigorous condition in this way, and we strongly recommend to our customers who desire to preserve their lawns in good condition that they sow fresh seed occasionally on the top of their lawns, at the same time raking any bare spots and applying a light application of our Lawn Enricher.

## WOOD'S EVERGREEN LAWN GRASS

There is no question that our Evergreen Lawn Grass is the best, most satisfactory of lawn grasses, where proper care and attention can be given. We have made careful experiments as to the combinations for best results, and the many letters that we get from our customers telling of the satisfactory results from the use of our Lawn Grass Seed is the best evidence as to its desirability and value for sowing for lawn purposes.

Wood's Evergreen Lawn Grass will form a rich, deep green, velvety lawn in a few weeks' time. It is composed of various grasses that grow and flourish during different months of the year, so that with proper care and attention, a beautiful green lawn can be had all the year round.

Sow at the rate of 60 to 75 pounds per acre, or for small yards one quart to 300 square feet.


**PRICE:** Qt. 35 cts. (postpaid, 45 cts.); 5 lbs. \$1.60 (postpaid, 5 lbs. \$1.75); 10 lbs. and over 30 cts. per lb.; 100 lbs. and over, 25 cts. per lb.

## WOOD'S PERMANENT LAWN GRASS

This mixture is composed of robust-growing grasses, and is designed to supply a satisfactory mixture for parks or large places where lawn and grazing are to be combined, or where special care and attention cannot be given to the lawn. This mixture will stand more adverse conditions of dry or hot weather than the finer lawn grasses. Sow at the rate of 40 to 50 lbs. per acre. Per lb. 35 cts. (postpaid, 45 cts.); 10 lbs. and over, 30 cts. per lb.; 100 lbs. and over, 25 cts. per lb.

## SHADY PARK LAWN GRASS

A special mixture of grasses adapted for shady situations. Per freight, per lb. 40 cts. (postpaid, per lb. 50 cts.); 10-lb. lots and over, 37 cts. per lb.; 100-lb. lots and over, 35 cts. per lb.



VIEW OF COTTAGE AND PART OF GREENHOUSE ON WOOD'S KENBROOK FARM

Wood's Evergreen Lawn Grass makes a beautiful velvety green lawn.

## WINTER LAWN GRASS

This grass is specially recommended for fall seeding throughout the South, and makes a most satisfactory lawn during the fall, winter and spring. It is specially desirable for use by private cottage owners, or on the grounds of our Southern hotels which are used as winter resorts, and will make a most satisfactory green appearance all through the winter season. It is also specially desirable for using in connection with Bermuda sods, furnishing a beautiful green turf while the Bermuda Grass is dormant, throughout the winter. Can be sown either by itself or on Bermuda sods in September, October and November. When sowing on Bermuda sods, rake or harrow the sod to roughen the surface before sowing. Can be sown at the rate of 40 to 50 pounds per acre. The seed should be lightly covered by a roller, rake or harrow after seeding.

**Pound 25 cts. (postpaid, 33 cts. per lb.); in 10-lb. lots and over, 22 cts. per lb.; 100-lb. lots and over, 20 cts. per lb.**

Wish you could see my lawn now that I planted with your winter Lawn Grass seed last October. It is a delight to myself and all my neighbors.—Mrs. M. M. BROWN, Florence Co., S. C., March 20, 1917.

## WOOD'S LAWN ENRICHER

A splendid fertilizer to keep lawns vigorous and in a green, growing condition all through the year. One of the principal drawbacks in obtaining and keeping satisfactory lawns is the fact that the nutriment gets exhausted from the surface soil, thus impoverishing the roots of the grass and causing it to die. An application of Lawn Enricher in the spring and fall will help the grass wonderfully. It is also a good plan to apply it during rainy spells in the summer. The Lawn Enricher is practically odorless, and composed of fertilizing ingredients which, from practical experience, have given the very best results, not only to invigorate the lawn, but to conserve the moisture in the soil, so as to make the grass stand hot, dry weather better. The Lawn Enricher is a complete lawn and grass fertilizer, and the best that can be used both for top dressing and when putting down new lawns.

**Directions for Using.**—In applying this fertilizer scatter as evenly as possible over the surface. It can be applied to lawns at any time except during droughts, but the best results can be obtained by using it during the early spring and months of September and October. For making new lawns it should be applied at the rate of 25 lbs. for 1,200 square feet, or at the rate of 800 lbs. per acre. As a top-dressing for old lawns, use from 400 to 500 lbs. per acre, or for small yards, 6 lbs. to each 300 square feet. **Price, 5-lb. bag, 50 cts.; 10-lb. bag, 75 cts.; 25-lb. bag, \$1.00; 100-lb. bag, \$3.50; ton, \$65.00. Half ton at ton rate.**



# Inoculating Cultures For Leguminous Crops

## INCREASE YOUR CROPS — IMPROVE YOUR SOIL

The advantage of inoculation on Alfalfa, Clovers, Vetches and other leguminous crops has been fully and distinctly proven, and it is particularly desirable and advantageous to use these inoculating cultures, especially on land that has not been grown in similar crops in preceding years.

The principal advantage of inoculation is increasing the nodules and root growth, which makes stronger growing plants and more productive crops.

## STANDARD INOCULATING BACTERIA

**Easy to Apply—Simply Moisten the Seed Before Sowing. Full Directions in Every Package.**

The Standard Inoculating Bacteria which we offer is scientifically grown direct from the nodules, by bacteriologists who have made this their life work, and the laboratories are fitted up with the latest and best equipment, and scientific accuracy is maintained.

Special circulars about **STANDARD INOCULATING BACTERIA**, giving full information, mailed on request. The packages also contain full directions for use.

**STANDARD INOCULATING BACTERIA** are specially prepared for

ALFALFA  
RED CLOVER  
SWEET PEAS

CANADA PEAS  
ALSIKE CLOVER  
GARDEN PEAS

CRIMSON CLOVER  
SWEET CLOVER  
VETCH

AND ALL OTHER  
LEGUMES

Special Mixture for all Garden Beans and Peas.

Prices of **STANDARD INOCULATING BACTERIA**: Garden size, 35 cts.; 1-Acre size, 50 cts.; 2-Acre size, 95 cts.; 4-Acre size, \$1.50; 6-Acre size, \$2.00. By mail, 5 cts. extra. When ordering, state the crop to be inoculated, as there is a different bacteria for each legume.

# Mulford Cultures

FOR LEGUMES

are scientifically prepared and tested by experts, in the biological laboratories of H. K. Mulford Co., Philadelphia, U. S. A., with the same degree of care as mulford Antitoxins, Serums, Vaccines, etc., which are standard all over the world.

**MULFORD CULTURES** contain pure, tested strains of active, vigorous nitrogen-fixing bacteria for inoculating seeds of legumes or soil.

**MULFORD CULTURES** are "different" and should not be confused with other brands.

The count is different (bacterial counts show fully twice as many bacteria as in the old form cultures).

The bottle is different, and larger in size, and being sealed prevents all possibility of contamination from the outside air.

**PRICES:** Mulford Cultures are supplied for the varieties of legumes listed at the following prices:

Garden size ( $\frac{1}{4}$  acre), 50 cts. 1-Acre size, \$1.50. 5-Acre size, \$5.00 ("a dollar per acre").

**Trial Packages** (for Garden Beans, Lima Beans, and Sweet Peas only), 25 cts. In lots of 25 acres or more on one order, either of one kind or assorted, 90 cts. per acre.

Be sure to specify the particular legume on which you desire to use the **MULFORD CULTURES**, otherwise we will not know how to fill your order.

(These prices include delivery on freight shipments.)

Special illustrated circular, giving full and interesting information in regard to the **MULFORD CULTURES**, mailed on request. Don't hesitate to write for this if interested.

# WOOD'S GARDEN SEEDS FOR FALL PLANTING

## "POSTPAID" and "BY EXPRESS"

**"Postpaid"** Means that seeds so quoted in any quantity wanted will be delivered postage paid at any postoffice in the United States. At postpaid prices we will deliver by express if you prefer; it is safer.

**"By Express"** Means that the purchaser pays the cost of transportation. To points beyond the third zone, it is cheaper to ship by express than by parcel post.

**Note** That half-pounds can be ordered at pound rates, pints at quart rates, half-pecks at peck rates, and half-bushels at bushel rates, unless otherwise noted.

**Wood Quality** Means a good deal to you. It means that every lot of seeds is thoroughly tested before it goes out, and that in turn means satisfaction to both you and us.

For Complete Descriptions of Varieties see Our Annual Catalog

## ASPARAGUS ROOTS

Set out in November in good, rich, light, warm soil—the better the soil the larger the crop. Plow or dig out rows 15 to 18 inches deep and put in a good application of well-rotted manure and Wood's Pure Animal Bone, and spread the roots, eye up, 18 to 24 inches apart, and cover with 4 inches of soil, and as cold weather approaches cover with manure, which may be forked in early in the spring. To make white asparagus, earth up 18 inches above the roots just before the growing season commences. Do not continue cutting too late, as it will exhaust the plants. During the winter, cut or burn off the growth, run over the rows with a one-horse plow very shallow so as not to cut the crowns, and apply well-rotted manure or Wood's Pure Animal Bone. For quickest results use two-year-old roots. Orders booked now for shipment after November 15th.

100 roots will plant a bed 15x50 feet; 5,000 to 7,000 will plant an acre.

**PALMETTO.**—Two-year-old roots, 50 for 65 cts.; \$1.15 per 100, postpaid. By express, 90 cts. per 100; 500 for \$2.50; \$4.50 per 1,000.


**CONOVER'S COLOSSAL.**—Two-year-old roots, 50 for 60 cts.; \$1.00 per 100, postpaid. By express, 75 cts. per 100; 500 for \$2.25; \$4.00 per 1,000.

We will quote special prices on large lots.

See page 32 for **ASPARAGUS BUNCHERS, ASPARAGUS KNIVES, JUTE STRING** for tying vegetable bunches, etc.

**BROCCOLI EARLY WHITE CAPE.**—Similar to Cauliflower, but taller, the heads more divided, and will stand greater extremes of temperature. Cultivate like cauliflower. One ounce produces about 2,000 plants. Pkt. 5 cts.; oz. 45 cts.; ¼lb. \$1.50; 1b. \$5.00 postpaid.

**BRUSSELS SPROUTS PERFECTION.**—After being touched by hard frosts they are equal to cauliflower in flavor and as great a delicacy. Pkt. 5 cts.; oz. 25 cts.; ¼lb. 80 cts.; 1b. \$2.85 postpaid. By express, \$2.75 per lb.



Edmand's Blood Turnip Beet.


## GARDEN BEETS

For fall and winter use, plant in June or July, in rows 15 inches apart, thinning out to 4 inches in the row; further South plantings may be made as late as September in the open ground, after which they should be planted in hot-beds for transplanting. Soak the seeds from 24 to 36 hours before planting. One ounce will sow 50 feet; 6 to 8 lbs., one acre.

	By Mail, Postpaid				By Express	
	Pkt.	Oz.	¼ lb.	Lb.	Lb.	press.
Wood's Crimson Globe.....	.05	.15	.45	1.70	1.60	
Crosby's Improved Egyptian.....	.05	.15	.45	1.70	1.60	
Extra Early Egyptian.....	.05	.15	.40	1.50	1.40	
Detroit Dark Red.....	.05	.20	.60	2.10	2.00	
Edmand's Blood Turnip.....	.05	.15	.40	1.50	1.40	
Extra Early Eclipse.....	.05	.15	.40	1.50	1.40	
Improved Early Blood Turnip.....	.05	.15	.40	1.50	1.40	

## GARDEN BEANS or SNAPS

Beans should be planted every two weeks until August 15th for a succession. Further south they may be planted even later. Allow seven or eight weeks before frost in which to make the crop. In the garden, plant 2 inches deep, 3 inches apart in rows 2 feet apart; for field culture, the rows should be 2½ to 3 feet apart. For full descriptions of varieties, see our Annual Catalog.



Longfellow Beans.

### GREEN PODDED VARIETIES

All Varieties, 10 cts. per pkt. postpaid.

	By Mail Postpaid			By Express or Freight			
	Lb.	5 lbs.	10 lbs.	Lb.	5 lbs.	10 lbs.	100 lbs.
Wood's Earliest Red Valentine.....	.50	\$1.75	\$3.25	\$.40	\$1.60	\$3.00	\$28.00
Black Valentine .....	.45	1.55	2.90	.35	1.40	2.65	25.00
Longfellow .....	.45	1.55	2.90	.35	1.40	2.65	25.00
Bountiful .....	.50	1.75	3.25	.40	1.60	3.00	28.00
Giant Stringless Green Pod.....	.50	1.75	3.25	.40	1.60	3.00	28.00
Burpee's Stringless Green Pod.....	.50	1.75	3.25	.40	1.60	3.00	28.00
Early Mohawk .....	.45	1.55	2.90	.35	1.40	2.65	25.00
Extra Early Refugee.....	.50	1.90	3.45	.40	1.75	3.20	30.00
Refugee, or 1000 to 1.....	.45	1.55	2.90	.35	1.40	2.65	25.00
Hodson Green Pod.....	.50	1.90	3.45	.40	1.75	3.20	30.00
Keeney's Stringless Refugee.....	.50	1.90	3.45	.40	1.75	3.20	30.00


### YELLOW OR WAX PODDED VARIETIES

	By Mail Postpaid			By Express or Freight			
	Lb.	5 lbs.	10 lbs.	Lb.	5 lbs.	10 lbs.	100 lbs.
Dwarf Golden Wax.....	.50	1.75	3.25	.40	1.60	3.00	28.00
Keeney's Rustless Golden Wax.....	.50	1.90	3.45	.40	1.75	3.20	30.00
Dwarf Black Wax.....	.50	1.75	3.25	.40	1.60	3.00	28.00
Pencil Pod Black Wax.....	.50	1.90	3.45	.40	1.75	3.20	30.00
Currie's Rust-Proof Wax.....	.50	1.70	3.15	.40	1.55	2.90	27.00
Hodson Wax .....	.50	1.90	3.45	.40	1.75	3.20	30.00
Wardwell's Kidney Wax.....	.60	2.25	4.15	.50	2.10	3.90	37.00
Davis Kidney Wax.....	.50	1.90	3.45	.40	1.75	3.20	30.00
Surecrop Stringless Wax.....	.50	1.75	3.25	.40	1.60	3.00	28.00



# WOOD'S CABBAGE SEED FOR FALL PLANTING

**CULTURE.**—For fall and early spring setting, sow from the end of September till the first of January. November and December sowings should be made in cold-frames or hot-beds so as to protect them during the winter. Plants from early fall sowings can be set out the end of October or during November, to head up early in the spring. Plants that are wintered over should be set out in February, March or April, as early as the weather will permit. Set the plants 18 inches apart in rows 2½ to 3 feet apart, running the rows east and west and setting the plants on the north side of the ridge to prevent, as much as possible, the frequent freezing and thawing so injurious to cabbage. Cabbage requires a good, rich soil, plenty of moisture and a highly ammoniated fertilizer for best results, also frequent and deep working.



## Wood's Selected Early Jersey Wakefield

Long continued care and critical selection have resulted in as pure a strain as it is possible to obtain; sureness to head and regularity in growth have placed our Wakefield at the top in popularity with our Southern growers. We have no fear of praising it too highly—it is a thoroughbred strain. Makes a compact solid head with few outside leaves, permitting of close planting. Very hardy, resisting cold and unfavorable conditions, thus insuring the greatest likelihood of profitable and satisfactory results. **Pkt. 10 cts.; oz. 65 cts.; ¼lb. \$2.25; lb. \$8.00 postpaid.**

## Wood's Extra Early, The Earliest of All Pointed Cabbages.

The earliest cabbage in cultivation and in every way one of the most desirable extra early varieties. Larger than the Wakefield; not quite as solid, but fully a week earlier. The quality is good, has few loose leaves, and nearly every plant forms a head. **Pkt. 15 cts.; oz. \$1.00.**

**Copenhagen Market** —The earliest large, flat-headed cabbage. Matures with Charleston Wakefield. Remarkably large, averaging 10 pounds, so solid as to allow more plants per acre than with other kinds. Earliness, uniform ripening, compact solid growth and size are its principal characteristics. Our seeds are grown by the originator in Denmark and imported direct. **Pkt. 10 cts.; oz. 75 cts.; ¼lb. \$2.65; lb. \$10 postpaid.**

## Solid South

—A magnificent cabbage, in which we take special pride and which we cannot recommend too highly. Resembles the Early Summer, but is earlier, larger, more uniform, has fewer outside leaves, and is less liable to run to seed when sown in the fall. Does well both for early and late crop, and equally well adapted for the family garden and shipping. **Pkt. 10 cts.; oz. 75 cts.; ¼lb. \$2.50; lb. \$9.00 postpaid.**



Solid South.

## Wood's Charleston Wakefield

All that we say about the purity and excellence of our Jersey Wakefield is equally true of our Charleston Wakefield—it is as pure and true a strain as careful selection can make it. A few days later than the Jersey Wakefield, but larger and more solid. Exceedingly hardy, and on account of its earliness and size is deservedly popular, both with large market growers and private gardeners. **Pkt. 10 cts.; oz. 70 cts.; ¼lb. \$2.50; lb. \$9.00 postpaid.**

## Henderson's Early Summer

—Although introduced a number of years ago, it still holds its place as an ideal second early. Forms large, flat, round, solid heads weighing 8 to 10 lbs., and is a sure and reliable header. Comes in about 10 days after Early Jersey Wakefield, but it is larger. **Pkt. 10 cts.; oz. 60 cts.; ¼lb. \$2.00; lb. \$7.00 postpaid.**



Henderson's Early Summer.

## Eureka Extra Early

—As early as the Wakefield; heads of good size, with few outside leaves; very uniform in growth and remarkably solid for so early a cabbage. We recommend it for extensive cultivation. **Pkt. 10 cts.; oz. 75 cts.; ¼lb. \$2.65; lb. \$10.00.**

**All Head Early** —A thoroughbred sort, especially recommended on account of its uniform size and shape and reliability for heading. Makes a deep, flat head, solid and uniform in color, shape and size. In tenderness it is unsurpassed. It can be grown either for summer or winter use. By reason of its compactness it can be planted closer and will yield more heads to the acre than varieties of a more spreading habit. **Pkt. 10 cts.; oz. 75 cts.; ¼lb. \$2.50; lb. \$9.00 postpaid.**



Early Flat Dutch.

makes large, flat, solid heads the equal of any. **Pkt. 10 cts.; oz. 60 cts.; ¼lb. \$2.00; lb. \$7.00 postpaid.**

## Early Flat Dutch

—In every way satisfactory as a second early to follow Wakefield. A reliable, medium early, sure-heading variety;


## OTHER WELL-KNOWN VARIETIES

For descriptions, see our Annual Catalog.

	By Mail, Postpaid—			
	Pkt.	Oz.	¼lb.	Lb.
Early Winnigstadt	.10	.65	2.25	8.00
Early Drumhead	.10	.60	2.00	7.00
Henderson's Succession	.10	.75	2.50	9.00
All Seasons	.10	.65	2.25	8.00

**CABBAGE PLANTS.**—Late varieties can be had up to September 15th. 50 cts. per 100, postpaid. By express, 40 cts. per 100; \$3.50 per 1,000. Early varieties during October and November, 50 cts. per 100, postpaid. By express, 40 cts. per 100; \$3.50 per 1,000.


## CARROT



Improved Long Orange Carrot.

For winter use plant in July or August in a rich, deeply-worked soil, 1/2 inch deep in drills 12 inches apart, and thin out to 3 or 4 inches apart. The seeds will germinate more freely if soaked for several hours before sowing. Sow a few radish seeds in the same row—they germinate more quickly than carrots and serve to mark the rows. To put away for winter, cut off the tops to within an inch of the crown and pack in sand in the cellar, or they can be pitted outdoors and covered with a few inches of straw and 6 or 8 inches of earth to prevent freezing. In this way they may be kept all winter.

	By Mail, Postpaid			By Express	
	Pkt.	Oz.	1/4 lb. Lb.	1/4 lb.	Lb.
Early Scarlet Horn.....	.05	.20	.60 2.10	2.00	
Oxheart, or Guerande.....	.05	.15	.50 1.85	1.75	
Half-Long Scarlet Stump Rooted...	.05	.15	.50 1.85	1.75	
Half-Long Danvers.....	.05	.15	.50 1.85	1.75	
Wood's Scarlet Intermediate.....	.05	.20	.60 2.10	2.00	
Chantenay, or Model.....	.05	.15	.50 1.85	1.75	
Improved Long Orange.....	.05	.15	.45 1.60	1.50	
Large White Belgian (for stock)...	.05	.10	.30 1.10	1.00	



Wood's Earliest Snowball Cauliflower.

## CAULIFLOWER

Cauliflower requires the same treatment and cultivation as cabbage. Not quite as hardy, either in resistance to dry, hot weather or to cold weather, but where they can be watered during dry spells or protected during the late fall and winter they make a very satisfactory crop. Can be sown in June, July and August for heading up during the fall, or sown in cold-frames in the fall and set out early in the spring.

We supply half ounces Cauliflower at the ounce rate.

**Wood's Earliest Snowball**—There is no better cauliflower strain is as fine as can be had at any price. Not only the earliest to head, but a remarkably sure header, making large, solid, perfect, pure white heads of the finest quality. As well adapted for forcing as for growing out of doors. Pkt. 20 cts.; 1/4oz. 75 cts.; oz. \$2.50; 1/4lb. \$9.00; lb. \$35.00.

**Extra Early Dwarf Erfurt**—A first-class cauliflower ranking next to our Snowball. Produces large, white, close, firm heads of fine quality. It is extra early and a sure header. Pkt. 15 cts.; 1/4oz. 60 cts.; oz. \$2.25; 1/4lb. \$8.00; lb. \$30.00.


**Veitch's Autumn Giant**—A valuable late variety, admirably adapted for growing in the fall. The heads are large and white, and remain long fit for use. Pkt. 10 cts.; oz. 70 cts.; 1/4lb. \$2.25; lb. \$8.00 postpaid.

**CAULIFLOWER PLANTS.**—By mail, postpaid, 85 cts. per 100. By express, 75 cts. per 100; \$6.00 per 1,000.

## LATE CABBAGE

For Early Varieties, see page 21.

	By Mail, Postpaid		
	Pkt.	Oz.	1/4 lb. Lb.
North Carolina Buncombe.....	.10	.60	2.00 7.00
Autumn King, or World Beater.....	.10	.60	2.00 7.00
Large Late Flat Dutch.....	.10	.60	2.00 7.00
Surehead.....	.10	.60	2.00 7.00
Large Late Drumhead.....	.10	.60	2.00 7.00
Wood's Prize Head Late Flat Dutch.....	.10	.75	2.25 8.00
Perfection Drumhead Savoy.....	.10	.60	2.00 7.00
Red Mammoth.....	.10	.75	2.65 10.00
Chinese Petsal, or Cut Cabbage.....	.05	.30	1.00 3.50



Golden Self Blanching Celery.  
(Grown from our French grown stock.)

## CELERY

**Golden Self Blanching**—FRENCH GROWN. Our stock is grown expressly for us by the originator in France and imported direct. It must not be confused with cheap American-grown seeds, which we do not handle at any price. Our strain makes beautiful, stocky, heavy, perfectly solid stalks 18 to 20 inches high, of the most delicate flavor and good keeping quality. Nearly as early as White Plume, heart large, solid, crisp and brittle; excels all others in tenderness and nutty flavor. Crop very short. Pkt. 10 cts.; oz. 85 cts.; 1/4 lb. \$2.75; lb. \$10.00 postpaid.

**Improved White Plume**—A magnificent celery for early use, and being self-blanching, requires but little working. The stalks and leaves naturally turn white upon reaching maturity. In succulence, crispness and flavor, it is all that can be desired. Pkt. 5 cts.; oz. 25 cts.; 1/4lb. 75 cts.; lb. \$2.60 postpaid. By express, \$2.50 per lb.

**Golden Heart**—A thoroughly reliable half-dwarf celery and probably the best general purpose variety in our list. Makes a solid stalk of fine, nutty flavor and free from stringiness. Later than the self-blanching varieties, but keeps better. Pkt. 5 cts.; oz. 15 cts.; 1/4 lb. 50 cts.; lb. \$1.85, postpaid. By express, \$1.75 per lb.

**Giant Pascal**—Stalks large, thick and solid with golden heart. A fine keeper. Pkt. 5 cts.; oz. 15 cts.; 1/4 lb. 50 cts.; lb. \$1.85, postpaid. By express, \$1.75 per lb.


**Winter Queen**—A fine winter celery of robust growth; requires but little earthing up, and makes broad, solid stalks, very crisp and tender. Hardy and a splendid keeper. Pkt. 5 cts.; oz. 15 cts.; 1/4 lb. 50 cts.; lb. \$1.85, postpaid. By express, \$1.75 per lb.

**EGG PLANT** FLORIDA HIGH BUSH.—Vigorous, productive of large purple fruits of fine shape and quality; resists drought and wet weather to a wonderful degree; strong upright growth holds the fruits off the ground. Pkt. 5 cts.; oz. 35 cts.; 1/4lb. \$1.25; lb. \$4.60 postpaid. By express, \$4.50 per lb.

**BLACK BEAUTY.**—Large, thick, lustrous, purplish-black fruits of the finest quality; a fine yielder. Pkt. 10 cts.; oz. 50 cts.; 1/4lb. \$1.75; lb. \$6.50 postpaid.

**NEW YORK IMPROVED PURPLE.**—Fruits large, smooth, glossy deep purple. Our stock is selected for size, shape and productiveness. Pkt. 10 cts.; oz. 45 cts.; 1/4lb. \$1.50; lb. \$5.50 postpaid.





North Carolina Short Stem Collard.


## COLLARDS

One of the most popular Southern vegetables. Largely used in place of cabbage. Hardier and easier to grow than cabbage; grows better on poor soil and withstands insects better; makes a most excellent vegetable for use in the late fall, during the winter and well into the spring. For late crop, sow in June, July and August, transplant a foot apart in the row and cultivate frequently.

- NORTH CAROLINA SHORT STEM.**—Has large spreading leaves and short stem. Very hardy; withstands drought and cold. Flavor and quality of the best. Pkt. 5 cts.; oz. 10 cts.; ¼lb. 30 cts.; lb. \$1.10 postpaid. By express, \$1.00 per lb.
- IMPROVED GEORGIA WHITE.**—Called cabbage collard because of its close bunching habit and general resemblance to a cabbage. Extremely hardy and grows on the poorest soils. As white and crisp as a cabbage. Pkt. 5 cts.; oz. 10 cts.; ¼lb. 30 cts.; lb. \$1.00 postpaid. By express, 90 cts. per lb.
- TRUE GEORGIA, or SOUTHERN.**—The well-known and popular collard that has been grown for generations in the South. Tall and long stemmed. Pkt. 5 cts.; oz. 10 cts.; ¼lb. 25 cts.; lb. 85 cts. postpaid. By express, 75 cts. per lb.

## CORN SALAD


—A most desirable salad. Can be used like lettuce or cooked like spinach. It has not been grown to any extent in the South because its merits are not generally known. August and September are the best months to sow for use during the fall. Sow in shallow drill about 1 foot apart. Pkt. 5 cts.; oz. 15 cts.; ¼lb. 45 cts.; lb. \$1.60 postpaid. By express, \$1.50 per lb.



## ENDIVE

**Culture.**—Sow in August in 18-inch drills and thin out to one foot apart. When nearly grown, tie up the outer leaves to blanch the heart. In dry seasons give plenty of water.

- GREEN CURLED.**—Pkt. 5 cts.; oz. 15 cts.; ¼lb. 50 cts.; lb. \$1.85 postpaid. By express, \$1.75 per lb.
- WHITE CURLED.**—Pkt. 5 cts.; oz. 15 cts.; ¼lb. 50 cts.; lb. \$1.85 postpaid. By express, \$1.75 per lb.



## KALE or BORECOLE

**Culture.**—The Siberian and Scotch are the popular sorts for fall sowing. Sow from Aug. 15th to Oct. 15th, either broadcast or in drills 18 inches apart, and give some cultivation, and they will yield greens throughout the winter. Spring or Smooth Kale may be sown either in the fall or spring, making greens earlier than the winter sorts, but not of as fine quality. Sow 8 lbs. per acre broadcast, 4 to 5 lbs. in drills.



View of Our Seed Crop of Siberian Kale.

**Dwarf Curled Scotch or Norfolk** —The most beautiful variety. Makes a quick and large growth; leaves of a bright, deep green color, exquisitely curled and crimped. It is very hardy and makes large yields. Pkt. 5 cts.; oz. 20 cts.; ¼lb. 65 cts.; lb. \$2.35 postpaid. By express, \$2.25 per lb.

**Early Curled Siberian (Blue Kale)** —One of the most popular varieties for home use and home market. The plant is dwarf, spreading and very hardy, standing the winter without protection. The leaves are green, slightly tinted with purple and of superior quality. Pkt. 5c; oz. 15c; ¼lb. 50c; lb. \$1.85 postpaid. By express, \$1.75 per lb.

### Spring or Smooth Kale


—Largely sown in the fall for cutting during the winter and spring before the winter kinds are ready. Pkt. 5 cts.; ¼lb. 10 cts.; lb. 35 cts. postpaid. By express, 25 cts. per lb.; 10 lbs. for \$2.00.

## PARSLEY

For spring use sow in September or October and give slight protection, or sow in cold-frame or hot-bed for winter use. Seeds germinate slowly. Soak for 12 hours before sowing.

**CHAMPION MOSS CURLED** —Beautifully curled. Best for garnishing and flavoring; also attractive for edges of walks and beds. Pkt. 5 cts.; oz. 10 cts.; ¼ lb. 35 cts.; lb. \$1.10 postpaid. By express, \$1.00 per lb.

**PLAIN or SINGLE.**—Stronger flavored than the curled; very hardy. Pkt. 5 cts.; oz. 10 cts.; ¼ lb. 30 cts.; lb. 90 cts. postpaid. By express, 80 cts. per lb.



Champion Moss-Curled Parsley.

# LETTUCE

**CULTURE.**—Lettuce is easy to grow, but requires rich, moist soil, clean and thorough cultivation, and plenty of water to give it that quick growth on which depends its tenderness and flavor. Sow in July or August and transplant as soon as ready. They will head up for use late in the fall. For later use transplant to cold-frames, protect during severe spells, and they will head up during November and December. The hardy varieties, like Wood's Cabbage, can be sown in September and October, transplanted later to rows where they are to grow, and, protected with straw or litter, they will stand the winter and head up early in the spring; or they can be transplanted to cold-frames or hot-beds to head up during the winter. Wood's Improved Big Boston is the best for sowing early in the fall. Wood's Cabbage is better for sowing later, as it is hardier and stands more cold weather. One ounce will produce about 1,500 plants.

Should plant lice attack the plants in hot-beds and greenhouses, apply tobacco dust to plants and soil or fumigate with tobacco; for green lettuce worm apply, while the dew is on, pyrethrum mixed with three times its bulk of flour.

## Wood's Improved Big Boston

THE BEST LETTUCE FOR COLD FRAMES

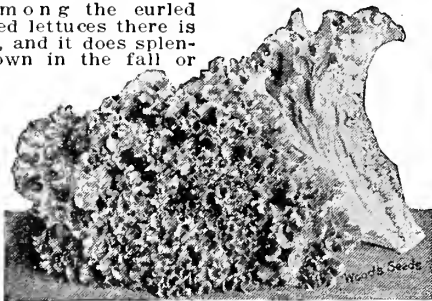
Too much praise cannot be given our grand strain of this splendid lettuce. It has steadily gained in popularity until now, throughout the large trucking sections of the South, it is more extensively grown than all other varieties, except our Wood's Cabbage Lettuce. May be grown in the open ground for summer and fall use, or in frames under canvas, and always makes large, fine, buttery heads with thoroughly blanched hearts, crisp and tender, white and sweet. We cannot recommend too highly our splendid strain of this most excellent variety. It gives the



Wood's Improved Big Boston

best of satisfaction under all possible conditions. Pkt. 5 cts.; oz. 15 cts.; 1/4 lb. 40 cts.; lb. \$1.40 postpaid. By express, \$1.30 per lb.; 5-lb. lots and over, \$1.20 per lb.

**Grand Rapids** —Among the curled leaved lettuces there is no better for forcing, and it does splendidly outdoors if sown in the fall or early in the spring. It does not form heads, but makes a large compact cluster crimped around the edges; crisp and tender. One of the easiest lettuces to grow under glass. Pkt. 5 cts.; oz. 15 cts.; 1/4 lb. 40 cts.; lb. \$1.50 postpaid. By express, \$1.40 per lb.



Grand Rapids.

**California Cream Butter** —Does well everywhere and in all seasons. Good shipper, very hardy, and especially recommended for outdoor growing. One of the most buttery flavored and best in quality. Pkt. 5 cts.; oz. 15 cts.; 1/4 lb. 35 cts.; lb. \$1.25 postpaid. By express, \$1.15 per lb.

**Cos, Romaine or Celery Lettuce** —Has no equal for quality. Forms long, conical heads, which, if tied up, blanch pure white and make heads as crisp as celery stalks. Pkt. 5 cts.; oz. 15 cts.; 1/4 lb. 45 cts.; lb. \$1.50 postpaid. By express, \$1.40 per lb.

**Crisp-as-Ice** —A very superior family and home market summer lettuce; so crisp, tender and brittle as to fully justify the name. The heads are hard, with rich creamy-yellow hearts. Pkt. 5 cts.; oz. 15 cts.; 1/4 lb. 45 cts.; lb. \$1.60 postpaid. By express, \$1.50 per lb.

**LETTUCE PLANTS READY SEPTEMBER, OCTOBER and NOVEMBER.** —Wood's Cabbage and Big Boston, 40 cts. per 100, postpaid. By express, 30 cts. per 100; \$2.50 per 1,000.

## Wood's Cabbage Lettuce

HARDEST AND BEST LETTUCE FOR OUTDOOR GROWING

We introduced Wood's Cabbage Lettuce thirty-five years ago, and in all these years we have not found its equal for fall sowing. We do not hesitate to say that this is the best of all lettuces for wintering outdoors in the South. No lettuce will stand cold weather better. It makes a fine, large, firm, well-blanching head of most excellent quality and sweet buttery flavor. Pkt. 5 cts.; oz. 15 cts.; 1/4 lb. 50 cts.; lb. \$1.60 postpaid. By express, \$1.50 per lb.; 5 lbs. and over, \$1.40 per lb.



Wood's Cabbage Lettuce.

**Early Prizehead** —One of the best for home-garden, forming a large, loose head; exceedingly tender, crisp and sweet. Fine for home use, but will not stand shipment. Pkt. 5 cts.; oz. 15 cts.; 1/4 lb. 35 cts.; lb. \$1.25 postpaid. By express, \$1.15 per lb.




May King.

**May King** —Extra fine for growing in cold-frames. Makes large, round, solid heads, 6 to 7 inches in diameter, with broad, light green outer leaves firmly folded. Grown outdoors, it is extremely early; for forcing it is in every way desirable. The center blanches to a rich golden yellow. A remarkably good all-round first early lettuce. Pkt. 5 cts.; oz. 15 cts.; 1/4 lb. 40 cts.; lb. \$1.35 postpaid. By express, \$1.25 per lb.


**Deacon** —One of the best summer cabbage lettuces for home use; it is sure heading and reliable; quality excellent; slow to run to seed. Pkt. 5 cts.; oz. 15 cts.; 1/4 lb. 40 cts.; lb. \$1.35 postpaid. By express, \$1.25 per lb.

**Improved Hanson** —One of the best summer lettuces. Makes a large, solid, compact head, exceedingly crisp and very tender and sweet; blanches well, and extremely slow to shoot to seed. Pkt. 5 cts.; oz. 15 cts.; 1/4 lb. 40 cts.; lb. \$1.35 postpaid. By express, \$1.25 per lb.



Improved Hanson.

**Early Curled Simpson** —A sure cropper even under adverse conditions. Makes well-blanching, curly,



Mammoth Black Seeded Butter.

loose head; early, crisp and tender. Pkt. 5 cts.; oz. 15 cts.; 1/4 lb. 35 cts.; lb. \$1.25 postpaid. By express, \$1.15 per lb.

**Mammoth Black Seeded Butter** —A sure header and reliable. Makes large cabbage-like heads, and creamy white inside; very tender and of rich, buttery flavor. Pkt. 5 cts.; oz. 15 cts.; 1/4 lb. 35 cts.; lb. \$1.25 postpaid. By express, \$1.15 per lb.



**Horse Radish Roots** 25 cts. per doz.; 50 for 50 cts.; 75 cts. per 100, postpaid. By express, 20 cts. per doz.; 60 cts. per 100; 500 for \$2.50; \$4.50 per 1,000.

**KOHL RABI** —Combines the flavors of the cabbage and turnip, and makes a splendid dish if used when roots are 2 to 3 inches thick, when they are very tender and delicate. Also makes a fine stock food, yielding 300 to 400 bushels per acre. For late use, sow in drills from June to September, thinning out to 8 inches apart. **Pkt. 5 cts.; oz. 20 cts.; ¼lb. 65 cts.; lb. \$2.35 postpaid.** By express, \$2.25 per lb.

**LEEK LARGE FLAG**—Sow in September and transplant in the fall or early spring. **Pkt. 5 cts.; oz. 20 cts.; ¼ lb. 65 cts.; lb. \$2.35 postpaid.** By express, \$2.25 per lb.

## MUSTARD

**CULTURE.**—Sow during September or October or in February, March or April, either broadcast or in rows six inches apart. Sow 1 ounce to 80 feet of drill, or broadcast 5 to 6 lbs. per acre.

**Chinese Broad Leaved** —The leaves are twice as large as the White, and the stems more succulent. Ready in six weeks from sowing. Pleasantly sweet and pungent. **Pkt. 5 cts.; oz. 10 cts.; ¼lb. 25 cts.; lb. 90 cts. postpaid.** By express, 80 cts. per lb.

**Ostrich Plume** —The most beautiful of all mustards. The leaves are long, ruffled and curled as gracefully as an ostrich plume. Stands summer heat splendidly. **Pkt. 5 cts.; oz. 10 cts.; ¼ lb. 30 cts.; lb. \$1.00 postpaid.** By express, 90 cts. per lb.

**Southern Giant Curled** —The most popular mustard with mass of leaves beautifully ruffled and finely curled and crimped around the edges; succulent, pungent and of sweet flavor. **Pkt. 5 cts.; oz. 10 cts.; ¼lb. 25 cts.; lb. 90 cts. postpaid.** By express, 80 cts. per lb.

**WHITE.**—The dark-green, smooth-leaved mustard. Mild and tender when young. A good salad. **Pkt. 3 cts.; oz. 5 cts.; ¼lb. 15 cts.; lb. 60 cts. postpaid.** By express 50 cts. per lb.

**BLACK.** — Stronger and more pungent than the white. **Pkt. 3 cts.; oz. 5 cts.; ¼lb. 15 cts.; lb. 60 cts. postpaid.** By express 50 cts. per lb.



Chinese Broad-Leaved Mustard.

## GARDEN PEAS

All varieties may be planted as late as August in this latitude to make a late crop to market after frost has killed the crops in northern sections. The varieties marked (\*) are hardy and can be planted as late as September to come in during October or November. Marrowfat Peas planted in November, December and January will make their crop just after the extra early varieties. **All varieties, 10 cts. per pkt.**

(By Mail Postpaid) (By Express or Freight)

	By Mail Postpaid			By Express or Freight			
	Lb.	5 lbs.	10 lbs.	Lb.	5 lbs.	10 lbs.	100 lbs.
*Wood's Pedigree							
Extra Early.....	\$.45	\$1.40	\$2.50	\$.35	\$1.25	\$2.25	\$21.00
*Wood's Lightning							
Excelsior.....	.40	1.40	2.45	.30	1.25	2.20	20.00
*Extra Early Alaska	.40	1.40	2.45	.30	1.25	2.20	20.00
*Ameer.....	.45	1.55	2.90	.35	1.40	2.65	25.00
*Large Podded							
Alaska.....	.45	1.55	2.90	.35	1.40	2.65	25.00
*First and Best.....	.40	1.35	2.35	.30	1.20	2.10	19.00
*Tom Thumb.....	.40	1.25	2.25	.30	1.10	2.00	18.00
Thomas Laxton.....	.45	1.50	2.75	.35	1.35	2.50	23.00
Gradus or Prosperity	.45	1.50	2.75	.35	1.35	2.50	23.00
Eclipse or Surprise...	.40	1.40	2.50	.30	1.25	2.25	21.00
American Wonder.....	.45	1.50	2.75	.35	1.35	2.50	23.00
McLean's Little Gem	.40	1.40	2.45	.30	1.25	2.20	20.00
Nott's Excelsior.....	.40	1.50	2.75	.35	1.35	2.50	23.00
Little Marvel.....	.50	1.75	3.25	.40	1.60	3.00	28.00
Horsford's Market							
Garden.....	.40	1.40	2.40	.30	1.25	2.15	20.00
Bliss Everbearing.....	.40	1.40	2.40	.30	1.25	2.15	20.00
Champion of England	.40	1.40	2.45	.30	1.25	2.20	20.00
Telephone.....	.45	1.55	2.90	.35	1.40	2.65	25.00
*Large White							
Marrowfat.....	.35	1.25	2.15	.25	1.10	1.90	17.00
*Black Eye							
Marrowfat.....	.35	1.25	2.15	.25	1.10	1.90	17.00

## PEPPER

**Ruby King** —One of the most popular of the large varieties. The peppers are a beautiful bright ruby red color, 4 to 6 inches long by 3 to 4 inches across. Flesh very thick, sweet and so mild that it may be sliced and served with vinegar, or they may be stuffed as mangoes. **Pkt. 10 cts.; oz. 40 cts.; ¼lb. \$1.50; lb. \$5.85 postpaid.** By express, \$5.75 per lb.



Ruby King.

**Chinese Giant** —An enormous pepper, measuring 12 to 15 inches in circumference and 4 to 5 inches long. Notwithstanding its large size, it is very early and very prolific. The plants grow about 2 ft. high and carry an enormous load of fruit; frequently half a dozen fruits will appear in a bunch. Flesh is thick, tender, mild and sweet; may be sliced and eaten like tomatoes, or stuffed as mangoes. When ripe they are a rich glossy scarlet. **Pkt. 10 cts.; oz. 60 cts.; ¼lb. \$2.00; lb. \$7.50 postpaid.**

**Large Bell or Bull Nose** —A large pepper that ripens its fruits early and uniformly. The plants are vigorous and productive, yielding fine crops of large fruits, with thick, mild flesh of excellent quality for use in salads or for stuffing. The ripe fruits are bright crimson. **Pkt. 10 cts.; oz. 40 cts.; ¼lb. \$1.35; lb. \$5.10 postpaid.** By express, \$5.00 per lb.



Bell, or Bull Nose.

**Early Neapolitan** —Ten days earlier than any large, sweet, mild pepper, and a wonderful bearer; single plants often yield 30 to 40 peppers, and continue loaded with fruits right up to frost. Bright red, thick meaty, very sweet and mild; 4 ins. long by 5 to 6 ins. round; keeps for a long time in nice condition. **Pkt. 10 cts.; oz. 40 cts.; ¼lb. \$1.35; lb. \$5.10 postpaid.** By express, lb. \$5.00.

**Pimento** —Can be eaten raw like an apple, stuffed with meats, rice, etc., and baked; can be served as a salad, made into Spanish omelets, and for canning is especially fine. When ripe it is a beautiful scarlet red, smooth and uniform in shape and size; an abundant bearer and continues in bearing till frost. **Pkt. 10 cts.; oz. 40 cts.; ¼lb. \$1.35; lb. \$5.00 postpaid.**

**Ruby Giant** —A beautiful pepper, being a cross between the Chinese Giant and Ruby King. It combines the large size and productiveness of the Chinese Giant and the attractive shape and color of the Ruby King. The flesh is mild and sweet, and may be used for stuffing or sliced and served with tomatoes. **Pkt. 10 cts.; oz. 45 cts.; ¼lb. \$1.65; lb. \$6.35 postpaid.** By express, \$6.25 per lb.

**Long Red Cayenne** —A strong hot pepper, having long, slender and bright red pods about 4 inches long. Both the green and ripe peppers are used for pickling. **Pkt. 5 cts.; oz. 30 cts.; ¼lb. \$1.00; lb. \$3.60 postpaid.** By express, \$3.50 lb.

**Spanish Mammoth** OR **SWEET MOUNTAIN** —A late variety, bearing large, thick fruits often 4 to 6 inches long and 2 to 3 inches across; mild and sweet; fine for mangoes. **Pkt. 10 cts.; oz. 40 cts.; ¼lb. \$1.40; lb. \$5.35 postpaid.** By express, \$5.25 per lb.

**Red Cluster (CHILI)** —Splendid hot pepper for making pepper sauce and pepper vinegar. **Pkt. 10 cts.; oz. 50 cts.**



Ruby Giant.


# ONION SEEDS FOR FALL PLANTING

**TO GROW LARGE ONIONS FROM SEED.**—Sow in a well-prepared seed bed in August or September, and when the plants are the size of a goose quill transplant 4 inches apart in 12-inch rows, trimming the tops and roots. Don't fail to transplant; it is not unusual to double the yield by transplanting, large onions weighing two pounds and over being grown by this method. For fall sowing we recommend Prize Taker, Mammoth Silver King, Copper King, Extra Early White Pearl and Bermuda varieties. These kinds in particular are benefited by the transplanting method of culture. One ounce sows 100 feet of drill; 5 to 6 pounds will transplant an acre.

## Spanish or Italian Onions

### Prize Taker, or Spanish King

—Large and of particularly fine flavor, like nearly all Spanish onions. The outside skin is a rich yellow straw color, the flesh pure white, sweet, mild and tender. Ripens up fine and hard and makes a very handsome, attractive onion. **Pkt. 10c; oz. 40c; ¼ lb. \$1.50; lb. \$5.00 postpaid.**



Prize Taker Onion.


### Extra Early White Pearl

—The quickest of white sorts. Makes large, pearly-white onions, tender, mild and of excellent flavor. Sow in the fall for large onions and in the spring to make sets for planting out next fall. **Pkt. 10 cts.; oz. 40 cts.; ¼ lb. \$1.50; lb. \$5.00 postpaid.**

### Mammoth Silver King

—One of the earliest and at the same time one of the largest of Italian onions, often growing 6 to 7 ins. in diameter. Bulbs are of an attractive shape, flattened but thick. Skin is a clear silvery white; flesh pure white, mild, sweet, and tender. Reports indicate that this onion does well in every part of the country, adapting itself to a great variety of soils and climate. **Pkt. 10 cts.; oz. 40 cts.; ¼ lb. \$1.50; lb. \$5.00 postpaid.**

### Copper King Onion.



**Copper King** —Attains an enormous size, single onions having been grown weighing four pounds. The skin is a reddish color, flesh white, very sweet, mild and tender. Enormous crops may be grown by following the transplanting method described above. **Pkt. 10 cts.; oz. 40 cts.; ¼ lb. \$1.50; lb. \$5.00 postpaid.**

**WHITE QUEEN.**—For pickling. **Pkt. 10 cts.; oz. 50 cts.**

Be sure to plant some of the **SPANISH ONIONS**, following the directions printed above, and prove what can be done with Onions in the South.

## American Varieties

For Description See Our Spring Catalog.

**SOUTHPORT WHITE GLOBE.**—Skin and flesh silvery white. **Pkt. 10 cts.; oz. 50 cts.; ¼ lb. \$1.75 postpaid.**

**SOUTHPORT RED GLOBE.**—**Pkt. 10 cts.; oz. 40 cts.; ¼ lb. \$1.50 postpaid.**

**SILVER SKIN.**—Excellent for family use. **Pkt. 10 cts.; oz. 40 cts.; ¼ lb. \$1.40; lb. \$5.35 postpaid.**

**YELLOW GLOBE DANVERS.**—**Pkt. 5 cts.; oz. 35 cts.; ¼ lb. \$1.25; lb. \$4.60 postpaid.** By express, \$4.50 per lb.

**LARGE RED WETHERSFIELD.**—**Pkt. 5 cts.; oz. 30 cts.; ¼ lb. 90 cts.; lb. \$3.35 postpaid.** By express, \$3.25 per lb.

## BERMUDA ONIONS

GENUINE TENERIFFE GROWN SEED

The new crop of Bermuda Onion Seeds will be ready about September 1st to 15th. Place your order now for delivery on arrival.


**CRYSTAL WHITE WAX.**—A beautiful crystal white with a decided waxy appearance. It is the earliest of the Bermuda varieties, and makes large, flat onions, so mild and sweet that they can be eaten like an apple. **Pkt. 5 cts.; oz. 30 cts.; ¼ lb. \$1.00; lb. \$3.60 postpaid.** By express, \$3.50 per lb.

### WHITE BERMUDA.

—Though called white, it is really a light straw color. Makes onions 3 to 4 inches in diameter; flattened in shape, but thick; very mild and sweet. **Pkt. 5 cts.; oz. 25 cts.; ¼ lb. 75 cts.; lb. \$2.85 postpaid.** By express, \$2.75 per lb.

### RED BERMUDA.

—In shape, size and flavor exactly like White Bermuda, differing only in color, which is pale red. **Pkt. 5 cts.; oz. 20 cts.; ¼ lb. 70 cts.; lb. \$2.50 postpaid.** By express, \$2.40 per lb.




Bermuda Onion.

## Onions Sets for Fall Planting

See Wood's Crop Special for Prices by the Peck and Bushel.

**CULTURE.**—All varieties may be set out in the fall. Plant 4 inches apart in rows 1 foot apart and about half an inch deep, but do not cover the sets entirely, except Potato Onions, which should be planted 9 inches apart in rows 15 inches apart and covered to the depth of an inch. Fall planting should be more generally practiced, as it has proved quite uniformly successful.

### Mammoth Silver King Onion.



**EXTRA EARLY WHITE PEARL.**—One of the best and most profitable varieties for fall planting. Extra early, pure white, mild and delicate flavor. They grow large and come in earlier than any other variety. Very popular in the trucking sections for early shipping. **Qt. 35 cts. postpaid.** By express, **qt. 25 cts.**

**SILVER SKIN.**—**Qt. 35 cts. postpaid.** By express, **qt. 25 cts.**

**YELLOW DANVERS.**—**Qt. 30 cts. postpaid.** By express, **qt. 20c.**

**YELLOW POTATO (Yellow Multiplier, or Hill Onion).**—Makes a large onion of mild flavor and excellent quality. Is of a reddish yellow color and a good keeper. Never makes seed, but divides from the root, one medium-sized onion often producing many medium to small sets. The smallest sets produce one or two large onions, the larger sets from two to twenty onions in a hill. A desirable variety both for market and home use, and very popular throughout the South. **Small sets** (about the size of a hulled walnut), **qt. 35 cts. postpaid.** By express, **qt. 25 cts.**

**WHITE MULTIPLIER.**—Differs from the Yellow Potato Onion in color, being pure white and not as large, but is very productive, of finest flavor and a better keeper. **Qt. 35 cts. postpaid.** By express, **qt. 25 cts.**

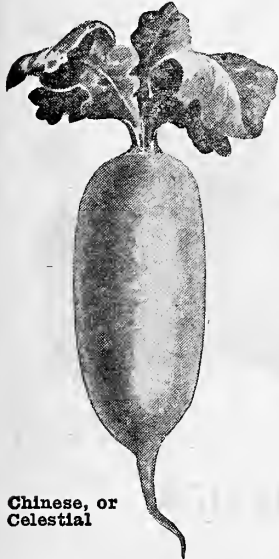
**BERMUDA ONION SETS** —Grown from imported seeds. See description above.

**WHITE BERMUDA.**—**Qt. 35 cts. postpaid.** By express, **qt. 25c.**



## RADISH

**Winter Radishes** —Slower in growth than other radishes, but the flesh is firmer and they are better keepers. The quality is not so dependent on quick growth as with other sorts, but they should have a good, light, mellow soil for best results. Sow during August, September or early October half an inch deep in rows 12 to 15 inches apart and thin out. When freezing weather comes on take them up and pack in sand in a cool cellar or bury them outside, and they will keep all winter. One ounce sows 50 feet of drill; 8 to 10 pounds sows an acre.



Chinese, or Celestial

**Chinese, or Celestial** —Always crisp, mild and juicy, and undoubtedly the finest of all extra large, pure white radishes. Grows from 12 to 15 inches long and fully 5 inches thick. **Pkt. 5 cts.; oz. 15 cts.; 1/4 lb. 45 cts.; lb. \$1.60 postpaid.** By express, \$1.50 per lb.

**Rose China Winter** —Cylindrical in shape; of medium size; bright deep rose-colored skin. The flesh is white, very solid and of the very finest quality. The most popular of all the winter radishes; a fine keeper. **Pkt. 5 cts.; oz. 15 cts.; 1/4 lb. 45 cts.; lb. \$1.60 postpaid.** By express, \$1.50 per lb.

**Long Black Spanish** —One of the latest and hardest varieties. Has dark brown skin; oblong in shape, holding its thickness throughout. **Pkt. 5 cts.; oz. 15 cts.; 1/4 lb. 45 cts.; lb. \$1.60 postpaid.** By express, \$1.50 per lb.

**Long White Spanish** Differs from Long Black Spanish only in color of skin. Flesh white, firm and pungent; 6 to 8 inches long. Keeps like a turnip. **Pkt. 5 cts.; oz. 15 cts.; 1/4 lb. 50 cts.; lb. \$1.75 postpaid.** By express, \$1.65 per lb.

## Other Well-Known Radishes

FOR FULL DESCRIPTION, SEE OUR SPRING CATALOG

All of the following varieties should be sown in cold-frames to afford protection during severe winter weather; or they may be sown in hot-beds at intervals during the winter. By growing in hot-beds fresh radishes may be had throughout the winter. One ounce sows 50 feet of drill.


	By Mail		Postpaid		By Express	
	Pkt.	Oz.	1/4 lb.	Lb.	Lb.	Lb.
Crimson Giant	.05	.20	.60	2.10	2.00	
Extra Early Scarlet Globe	.05	.20	.60	2.10	2.00	
Extra Early White Tipped Scarlet	.05	.15	.50	1.75	1.65	
Early Red or Scarlet Turnip	.05	.15	.50	1.75	1.65	
Early White Turnip	.05	.15	.45	1.60	1.50	
Extra Early Scarlet Olive Shaped	.05	.15	.50	1.75	1.65	
French Breakfast	.05	.15	.50	1.85	1.75	
Chartier Long Scarlet	.05	.15	.45	1.60	1.50	
Wood's Early Frame	.05	.15	.45	1.60	1.50	
Brightest Long Scarlet	.05	.15	.45	1.60	1.50	
Long White Icicle	.05	.20	.60	2.10	2.00	
White Strasburg	.05	.15	.45	1.60	1.50	
Mixed Turnip Radishes	.05	.15	.50	1.75	1.65	
Mixed Long Radishes	.05	.15	.50	1.75	1.65	

## TOMATO

June Pink	.05	.30	1.00	3.85	3.75
Spark's Earliana	.05	.30	1.00	3.85	3.75
Chalk's Jewel	.05	.30	1.00	3.85	3.75
Bonnie Best	.05	.30	1.00	3.85	3.75
Fordhook First	.05	.30	1.00	3.85	3.75
John Baer	.05	.35	1.10	4.10	4.00
Early Acme	.05	.30	1.00	3.60	3.50
Beauty (our improved strain)	.05	.30	1.00	3.60	3.50
Perfection	.05	.30	1.00	3.60	3.50
Paragon	.05	.30	1.00	3.60	3.50
Favorite	.05	.30	1.00	3.60	3.50
Dwarf Champion	.05	.35	1.10	4.10	4.00
Wood's Improved Trophy	.05	.30	1.00	3.60	3.50
Livingston's Globe	.05	.30	1.00	3.85	3.75
Matchless	.05	.30	1.00	3.85	3.75
Success	.05	.35	1.10	4.10	4.00
Stone	.05	.25	.90	3.35	3.25
Livingston's Coreless	.05	.35	1.10	4.10	4.00
TRIMMER.—Pkt. 15 cts.; 1/4 oz. 35 cts.; 1/2 oz. 60 cts.; oz. \$1.00.					

## Rhubarb Roots

—In November set out 4 feet apart in rich soil in a shaded place, using plenty of stable manure. Keep the ground loose and mulch with straw or leaves so as to retain the moisture. Protect with manure during winter. By mail, postpaid, 15 cts. each; \$1.50 per doz. By express, 10 cts. each; \$1.00 per doz.; \$6.00 per 100.



## SPINACH

For fall use sow in August or September; for winter or spring sow from the end of September till December—one inch deep, in drills 12 to 15 inches apart. Requires little cultivation. One ounce will sow 100 feet of drill; 12 to 15 lbs., one acre.

**Norfolk Savoy or Bloomsdale** —The earliest variety and the best for fall sowing. Grows upright with thick dark green leaves, curled like a Savoy cabbage. Very hardy and grows rapidly. **Pkt. 5 cts.; oz. 15 cts.; 1/4 lb. 40 cts.; lb. \$1.35 postpaid.** By express, \$1.25 per lb.; 10-lb. lots, \$1.20 per lb.

**Long Season** —A splendid spinach, forming a rosette of intense dark green, thick, tender, succulent, crumpled leaves, which remain fresh long after cutting. No other variety will stand so long without running to seed. **Pkt. 5 cts.; oz. 15 cts.; 1/4 lb. 45 cts.; lb. \$1.50 postpaid.** By express, \$1.40 per lb.; 10-lb. lots, \$1.35 per lb.

**Long Standing** —An improved strain of excellent quality for both spring and fall sowing. After reaching maturity it remains in condition longer than most kinds. Leaves comparatively smooth and very dark rich green. **Pkt. 5 cts.; oz. 15 cts.; 1/4 lb. 40 cts.; lb. \$1.40 postpaid.** By express, \$1.30 per lb.; 10-lb. lots, \$1.25 per lb.

**Round Thick Leaved** —Grows very rapidly, making a cluster of thick, dark green, slightly wrinkled leaves of the finest quality. **Pkt. 5 cts.; oz. 15 cts.; 1/4 lb. 40 cts.; lb. \$1.40 postpaid.** By express, \$1.30 per lb.; 10-lb. lots, \$1.25 per lb.

## VEGETABLE PLANTS

We supply all kinds of vegetable plants in their proper seasons. Late cabbage, cauliflower and celery up to September 15th; lettuce, early cauliflower and early cabbage during October and November. Whenever we cannot supply the varieties ordered, we will send a variety as closely resembling it as possible.

**LATE CABBAGE.**—By mail 50 cts. per 100 postpaid. By express, 40 cts. per 100; \$3.50 per 1,000.

**EARLY CABBAGE.**—By mail 50 cts. per 100 postpaid. By express, 40 cts. per 100; \$3.50 per 1,000.

**LETTUCE.**—By mail 40 cts. per 100 postpaid. By express, 30 cts. per 100; \$2.50 per 1,000.

**CAULIFLOWER.**—By mail 85 cts. per 100 postpaid. By express, 75 cts. per 100; \$6.00 per 1,000.

**SAGE.**—By mail postpaid, 20 cts. each; \$1.25 per doz. By express, 15 cts. each; \$1.00 per doz.

**THYME.**—By mail postpaid, 20 cts. each; \$1.25 per doz. By express, 15 cts. each; \$1.00 per doz.

**ASPARAGUS ROOTS.**—See page 20.

**RHUBARB ROOTS.**—See top of this page.



# TURNIP AND RUTABAGA

**CULTURE.**—Sow the early sorts in July or August, the later sorts during August, and the salad varieties during August and September. Sow either broadcast or in drills 2 feet apart, thinning out to 6 inches, and roll the ground after sowing. Sow Rutabagas in July and early August, and earth up as they grow.

**TO KEEP FOR WINTER.**—Store in a cool cellar and cover with sand to keep them fresh, or they may be put into pits or kilns outside. Select a well-drained situation on which to pile the turnips, cover with a few inches of straw and then sift earth to keep out frost. Thus protected, they will keep far into the winter.

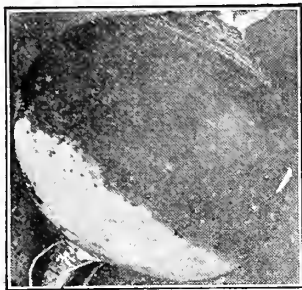
One ounce sows 100 feet of drill; 1½ pounds sows one acre in drills; 2 pounds one acre broadcast; sow salad varieties 3 pounds to an acre.

**Milan Turnips** —The Milans leave nothing to be desired in the way of an extra early garden turnip. They are the earliest varieties grown, at least a week earlier than any other; have small tops, so that the rows can be planted close together. The flesh is clear ivory white; the skin is perfectly smooth. They are without an equal for the table, being of the most delicate flavor. Medium size, flat shape.

**EXTRA EARLY PURPLE TOP MILAN.**—The roots are clean, smooth, flat and handsome. The flesh is pure white, tender and sweet. Pkt. 5 cts.; oz. 20 cts.; ¼lb. 75 cts.

**EXTRA EARLY WHITE MILAN.**—Similar to the above, except that it is white all over. Pkt. 5 cts.; oz. 25 cts.; ¼lb. 85 cts.

**Wood's Improved Red Top White Globe**—An improved strain grown from roots selected for size, shape, quality and small tops.



Wood's Imp'd Red Top Globe.

Very popular for market and home use, also for stock. Pkt. 5 cts.; oz. 20 cts.; ¼lb. 65 cts.; lb. \$2.35 postpaid. By express, \$2.25 per lb.

**MAMMOTH RED TOP WHITE GLOBE.**—Makes large globe-shaped roots, white with purple tops. A big yielder, fine for table, market and stock feeding. Pkt. 5 cts.; oz. 20 cts.; ¼lb. 60 cts.; lb. \$2.10 postpaid. By express, \$2.00 per lb.

**EARLY RED, or PURPLE-TOP (Flat Strap-leaved).**—Flat; white with purple top; fine-grained and tender. The most popular of all varieties, and the best seller. Pkt. 5 cts.; oz. 15 cts.; ¼lb. 40 cts.; lb. \$1.40 postpaid. By express, \$1.30 per lb.

**EARLY WHITE FLAT DUTCH.**—Exactly like the Early-Red or Purple-Top, except that it is pure white. One of the best for the family garden; sweet and tender. Pkt. 5 cts.; oz. 15 cts.; ¼lb. 40 cts.; lb. \$1.40 postpaid. By express, \$1.30 per lb.

**EARLY STRAPLEAF WHITE GLOBE.**—The earliest white globe variety. Similar to Red Top White Globe, except that it is pure white. Quality and flavor excellent. Pkt. 5 cts.; oz. 15 cts.; ¼lb. 50 cts.; lb. \$1.85 postpaid. By express, \$1.75 per lb.

**LONG WHITE COWHORN.**—A very productive quick-growing turnip of excellent quality, fine-grained and very sweet. Often used as a soil improver. Pkt. 5 cts.; oz. 20 cts.; ¼lb. 60 cts.; lb. \$2.10 postpaid. By express, \$2.00 per lb.

**WHITE EGG.**—A quick-growing, egg-shaped, smooth, pure white variety with small tops. Flesh sweet, firm and mild. Pkt. 5 cts.; oz. 15 cts.; ¼lb. 45 cts.; lb. \$1.60 postpaid. By express, \$1.50 per lb.

**POMERANIAN WHITE GLOBE.**—Extra large, round, white; fine for table and stock; a big yielder. Pkt. 5 cts.; oz. 15 cts.; ¼lb. 40 cts.; lb. \$1.40 postpaid. By express, \$1.30 per lb.

**LARGE WHITE NORFOLK GLOBE.**—Makes large, round white roots, excellent for table or stock; also quite largely used for winter salad. Pkt. 5 cts.; oz. 15 cts.; ¼lb. 40 cts.; lb. \$1.40 postpaid. By express, \$1.30 per lb.

**LARGE WHITE GLOBE.**—One of the biggest yielders; solid and firm. Pkt. 5 cts.; oz. 15 cts.; ¼lb. 40 cts.; lb. \$1.40 postpaid. By express, \$1.30 per lb.


**SOUTHERN SNOW WHITE GLOBE.**—Very superior large white, round turnip. Flesh firm and solid. Pkt. 5 cts.; oz. 15 cts.; ¼lb. 40 cts.; lb. \$1.50 postpaid. By express, \$1.40 per lb.



Southern Snow White Globe.

**WHITE SWEET GERMAN.**—Fine for table and stock; flesh hard, firm and sweet; a good keeper. Pkt. 5 cts.; oz. 20 cts.; ¼lb. 50 cts.; lb. \$1.75 postpaid. By express, \$1.65 per lb.

**LARGE AMBER, or YELLOW GLOBE.**—Of large size, globe-shaped, solid yellow flesh. Fine for table and stock; a fine keeper. Pkt. 5 cts.; oz. 15 cts.; ¼lb. 45 cts.; lb. \$1.60 postpaid. By express, \$1.50 per lb.



Amber, or Yellow Globe.

**PURPLE TOP YELLOW ABERDEEN.**—A splendid keeper. Flesh is yellow, very solid, tender and sweet. Hardy and a good yielder; fine stock turnip. Pkt. 5 cts.; oz. 15 cts.; ¼lb. 45 cts.; lb. \$1.70 postpaid. By express, \$1.60 per lb.

**GOLDEN BALL, or ORANGE JELLY.**—One of the sweetest and best yellow turnips; hardy; flesh is firm and of most excellent flavor. Pkt. 5 cts.; oz. 15 cts.; ¼lb. 45 cts.; lb. \$1.60 postpaid. By express, \$1.50 per lb.

## SALAD VARIETIES

**SOUTHERN PRIZE, or DIXIE.**—Hardy and needs no protection; the most popular turnip grown for winter and spring salad. Pkt. 5 cts.; oz. 10 cts.; ¼lb. 35 cts.; lb. \$1.25 postpaid. By express, \$1.15 per lb.


**SEVEN TOP.**—A very hardy variety, grown exclusively for salad. Pkt. 5 cts.; oz. 10 cts.; ¼lb. 35 cts.; lb. \$1.25 postpaid. By express, \$1.15 per lb.

## RUTA BAGA or SWEDE

**CULTURE.**—Sow in July, or early in August, in drills; thin out and keep clear of weeds. See under head of turnip culture for directions for storing for winter.

**Wood's Improved Purple Top Yellow**—An improved strain of the finest yellow-fleshed rutabaga grown from roots selected for large size, uniformity in shape and fine quality. Hardy, sweet, a good keeper and the best shaped and most productive.

Pkt. 5 cts.; oz. 20 cts.; ¼lb. 65 cts.; lb. \$2.35 postpaid. By express, \$2.25 per lb.



Wood's Improved Purple-Top Yellow.

**PURPLE-TOP YELLOW.**—The old standard variety; largely grown for table and stock. A large yielder; good keeper; hardy, sweet and solid. Pkt. 5 cts.; oz. 20 cts.; ¼lb. 60 cts.; lb. \$2.10 postpaid. By express, \$2.00 per lb.

**LARGE WHITE, or RUSSIAN.**—The flesh is white, firm and sweet, grows large; fine for table and stock. Pkt. 5 cts.; oz. 15 cts.; ¼lb. 50 cts.; lb. \$1.75 postpaid. By express, \$1.65 per lb.

**BREADSTONE, or BUDLONG.**—Makes handsome medium-sized roots of superior table quality. Pkt. 5 cts.; oz. 15 cts.; ¼lb. 50 cts.; lb. \$1.85 postpaid. By express, \$1.75 per lb.



# FLOWER SEEDS FOR FALL SOWING

In the South perennials, biennials and hardy annuals may be sown outside in the fall. These sowings make finer plants, much earlier and larger blooms and more brilliant colors. Perennials and biennials bloom the next summer, advancing the blooming season a year. Annuals should have a slight covering of straw in extreme weather; tender perennials should be carried through the winter in the house.

For Full Descriptions See Annual Catalog

## HARDY PERENNIALS and BIENNIALS

**ALYSSUM.**—Saxatile, pkt. 10c;  $\frac{1}{4}$  oz. 20c.  
**ANTIRRHINUM** or Snapdragon.—Pkt. 5c;  $\frac{1}{2}$  oz. 30c; oz. 50c.  
**AQUILEGIA.**—Double and Single Mixed, pkt. 5c;  $\frac{1}{4}$  oz. 20c.  
**CALLIOPSIS.**—Lanceolata, pkt. 5c;  $\frac{1}{4}$  oz. 15c.  
**CANDYTUFT.**—White Perennial, pkt. 10c.  
**CANTERBURY BELLS.**—Single, pkt. 5c;  $\frac{1}{4}$  oz. 15c. Double, pkt. 5c;  $\frac{1}{4}$  oz. 25c. Calycanthema, pkt. 5c;  $\frac{1}{8}$  oz. 20c.  
**CARNATION.**—Mixed, pkt. 5c;  $\frac{1}{4}$  oz. 45c; oz. \$1.50. Finest German Double Mixed, pkt. 15c. Marguerite, pkt. 8c;  $\frac{1}{4}$  oz. 50c. Chabaud's Perpetual, pkt. 10c;  $\frac{1}{4}$  oz. 60c.  
**CENTAUREA.**—Margarita, pkt. 5c;  $\frac{1}{4}$  oz. 25c. Candidissima, pkt. 10c;  $\frac{1}{2}$  oz. 30c. Gymnocarpa, pkt. 5c;  $\frac{1}{2}$  oz. 30c.  
**CHRYSANTHEMUM.**—Japanese, pkt. 10c.

**DAISY.**—Shasta, pkt. 10c;  $\frac{1}{8}$  oz. 35c.  
**DAISY, DOUBLE.**—Pure White, pkt. 5c;  $\frac{1}{8}$  oz. 40c. Mixed colors, pkt. 5c;  $\frac{1}{8}$  oz. 35c.  
**DIANTHUS** or PINK.—Wood's Superb Mixture, pkt. 10c;  $\frac{1}{4}$  oz. 20c; oz. 60c. Wood's Mixture of Double Pinks, pkt. 5c;  $\frac{1}{4}$  oz. 15c; oz. 50c. Wood's Mixture of Single Pinks, pkt. 5c;  $\frac{1}{4}$  oz. 15c; oz. 40c. Snow-drift, Fireball and Double Fringed Pinks, each, pkt. 10c. Double China and Double Japan, pkt. 3c;  $\frac{1}{2}$  oz. 20c.  
**DIGITALIS.**—Pkt. 5c;  $\frac{1}{4}$  oz. 15c.  
**ESCHOLTZIA.**—Bush, pkt. 5c;  $\frac{1}{4}$  oz. 20c.  
**FORGET-ME-NOT.**—Mixed, pkt. 5c;  $\frac{1}{4}$  oz. 25c. Eliza Foubert, pkt. 8c.  
**GALLIARDIA.**—Grandiflora, pkt. 5c;  $\frac{1}{4}$  oz. 25c; oz. 75c.  
**GYSOPHILA.**—Pkt. 5c;  $\frac{1}{4}$  oz. 25c.

**HOLLYHOCK.**—Double Mixed, pkt. 5c;  $\frac{1}{4}$  oz. 25c. Allegheny, pkt. 8c;  $\frac{1}{4}$  oz. 30c. Double Everblooming, pkt. 10c;  $\frac{1}{4}$  oz. 35c. Single Everblooming, pkt. 5c;  $\frac{1}{4}$  oz. 20c.  
**KENILWORTH IVY.**—Pkt. 5c.  
**LARKSPUR.**—Perennial, pkt. 5c;  $\frac{1}{2}$  oz. 35c; oz. 60c.  
**LYCHNIS.**—Pkt. 3c;  $\frac{1}{2}$  oz. 15c.  
**MALLOW MARVEL.**—Giant Flowering. Pkt. 10c;  $\frac{1}{4}$  oz. 20c.  
**PHLOX.**—Hardy, pkt. 10c;  $\frac{1}{4}$  oz. 60c.  
**POPPY.**—Iceland, pkt. 8c;  $\frac{1}{4}$  oz. 35c; oz. \$1.00. Oriental, pkt. 10c;  $\frac{1}{4}$  oz. 50c.  
**PYRETHRUM.**—Pkt. 3c;  $\frac{1}{4}$  oz. 15c.  
**ROSE CAMPION.**—Pkt. 3c;  $\frac{1}{2}$  oz. 15c.  
**STOKESIA CYANEA.**—Pkt. 10c.  
**SUNFLOWER.**—Perennial, pkt. 10c;  $\frac{1}{4}$  oz. 60c.  
**SWEET WILLIAM.**—Single Mixed, pkt. 5c;  $\frac{1}{4}$  oz. 15c; oz. 35c. Double Mixed, pkt. 5c;  $\frac{1}{4}$  oz. 25c; oz. 75c.

**ABUTILON.**—Mixed colors, pkt. 10c.  
**BEGONIA.**—Vernon, pkt. 10c.  
**CALCEOLARIA.**—Pkt. 35c.  
**CYCLAMEN PERSICUM.**—Pkt. 10c.  
**FERNS.**—Pkt. 20c.

## TENDER PERENNIALS

**HELIOTROPE.**—White and Blue, each, pkt. 10c. Lemoines Giant, pkt. 15c. Mixed colors, pkt. 7c;  $\frac{1}{4}$  oz. 50c.  
**OXALIS.**—Mixed colors, pkt. 5c;  $\frac{1}{8}$  oz. 20c.  
**VINCA.**—Rosea and Alba, each, pkt. 5c;  $\frac{1}{4}$  oz. 35c. Mixed Colors, pkt. 5c;  $\frac{1}{4}$  oz. 30c.

**VIOLET.**—Blue, pkt. 10c;  $\frac{1}{4}$  oz. 75c. Mixed Colors, pkt. 10c;  $\frac{1}{4}$  oz. 60c.

**WALLFLOWER.**—Single Mixed, pkt. 3c;  $\frac{1}{2}$  oz. 20c. Double Mixed, pkt. 10c;  $\frac{1}{8}$  oz. 50c.

## HARDY ANNUALS

**ASTER.**—Wood's Superb Mixture, pkt. 10c;  $\frac{1}{8}$  oz. 40c;  $\frac{1}{4}$  oz. 70c; oz. \$2.25. Ostrich Plume, pkt. 10c;  $\frac{1}{4}$  oz. 40c. Peony Flowered Perfection.—Pure White, Pink, Light Blue and Crimson, each, pkt. 8c;  $\frac{1}{4}$  oz. 40c. Mixed colors, pkt. 8c;  $\frac{1}{4}$  oz. 35c. Simple's Branching.—Pure White, Pink, Blue and Dark Scarlet, each, pkt. 8c;  $\frac{1}{4}$  oz. 35c. Mixed colors, pkt. 8c;  $\frac{1}{4}$  oz. 35c.  
**Victoria.**—Pure White, Pink, Light Blue and Dark Scarlet, each, pkt. 10c;  $\frac{1}{4}$  oz. 50c. Mixed colors, pkt. 8c;  $\frac{1}{4}$  oz. 40c.  
**Comet.**—Pure White, Light Blue, Crimson, and Pink, each, pkt. 8c;  $\frac{1}{4}$  oz. 35c. Mixed Colors, pkt. 8c;  $\frac{1}{4}$  oz. 35c. Giant Comet.—Pkt. 10c;  $\frac{1}{4}$  oz. 40c. German Quilled, or China.—Mixed Colors, pkt. 5c;  $\frac{1}{2}$  oz. 30c; oz. 50c.  
**ABRONIA.**—For rockeries, pkt. 5c.  
**ACROCLINIUM.**—Pkt. 3c;  $\frac{1}{4}$  oz. 15c.  
**AGERATUM.**—Mexicanum, pkt. 3c;  $\frac{1}{2}$  oz. 20c; oz. 35c.  
**ALYSSUM.**—Sweet, pkt. 3c;  $\frac{1}{2}$  oz. 25c. Little Gem, pkt. 5c;  $\frac{1}{2}$  oz. 25c; oz. 40c. Little Dorrit, pkt. 7c;  $\frac{1}{4}$  oz. 20c.  
**CACALIA.**—Pkt. 3c;  $\frac{1}{4}$  oz. 10c; oz. 35c.  
**CALENDULA.**—Mixed colors, pkt. 3c;  $\frac{1}{2}$  oz. 15c; oz. 25c.  
**CALLIOPSIS.**—Golden Wave, pkt. 5c;  $\frac{1}{4}$  oz. 10c. Mixed colors, pkt. 3c;  $\frac{1}{2}$  oz. 10c. Tiger Flower, pkt. 7c;  $\frac{1}{4}$  oz. 25c.  
**CANDYTUFT.**—Empress, pkt. 5c;  $\frac{1}{2}$  oz. 15c. White Rocket, pkt. 5c; oz. 30c. Mixed colors, pkt. 3c; oz. 20c.  
**CATCHFLY.**—Pkt. 3c; oz. 20c.  
**CENTAUREA.**—Cyanus, pkt. 3c;  $\frac{1}{2}$  oz. 15c.

**CENTRANTHUS.**—Pkt. 3c;  $\frac{1}{2}$  oz. 20c.  
**CHRYSANTHEMUM.**—Evening Star, pkt. 10c. Morning Star, pkt. 10c. Mixed varieties, pkt. 5c;  $\frac{1}{2}$  oz. 15c. Double Early Flowering, pkt. 15c.  
**CLARKIA.**—Pkt. 3c; oz. 20c.  
**COCKSCOMB.**—Tall Mixed, pkt. 5c;  $\frac{1}{4}$  oz. 15c. Dwarf Mixed, pkt. 5c;  $\frac{1}{4}$  oz. 40c. Plumed Varieties, mixed, pkt. 5c;  $\frac{1}{2}$  oz. 20c. Variegated Leaved, pkt. 15c.  
**DAISY.**—African, pkt. 10c.  
**ESCHOLTZIA.**—Pkt. 3c; oz. 20c.  
**FEVERFEW.**—Pkt. 5c;  $\frac{1}{2}$  oz. 20c; oz. 35c.  
**GALLIARDIA.**—Mixed Colors, pkt. 3c;  $\frac{1}{4}$  oz. 15c; oz. 50c.  
**GILIA.**—Pkt. 3c;  $\frac{1}{2}$  oz. 10c.  
**GLOBE AMARANTH.**—Pkt. 5c;  $\frac{1}{2}$  oz. 15c.  
**GOETIA.**—Pkt. 5c;  $\frac{1}{2}$  oz. 20c.  
**GRASSES.**—Ornamental, pkt. 5c; oz. 25c.  
**HELICHRYSUM.**—Pkt. 3c;  $\frac{1}{2}$  oz. 20c.  
**HIBISCUS.**—Pkt. 3c;  $\frac{1}{2}$  oz. 15c.  
**ICE PLANT.**—Pkt. 5c;  $\frac{1}{4}$  oz. 15c.  
**JOB'S TEARS.**—Pkt. 3c; oz. 15c;  $\frac{1}{4}$  lb. 30c.  
**KOCHIA** or BURNING BUSH.—Pkt. 5c.  
**LARKSPUR.**—Annual, pkt. 3c; oz. 30c.  
**LINUM.**—Pkt. 3c;  $\frac{1}{2}$  oz. 10c.  
**MARIGOLD.**—African and French, each, pkt. 5c; oz. 30c. Miniature, pkt. 10c.  
**MARVEL OF PERU.**—Pkt. 3c; oz. 15c.  
**MIGNONETTE.**—Sweet, pkt. 3c; oz. 15c;  $\frac{1}{4}$  lb. 35c. Wood's Superb Mixture, pkt. 10c;  $\frac{1}{2}$  oz. 30c; oz. 50c. Defiance, Matchet, pkt. 5c;  $\frac{1}{2}$  oz. 20c.  
**NASTURTIUM.**—Separate colors, pkt. 5c; oz. 15c;  $\frac{1}{4}$  lb. 50c. Mixed colors, pkt. 5c; oz. 15c;  $\frac{1}{4}$  lb. 45c. Wood's Peerless Mixtures, pkt. 10c; oz. 20c;  $\frac{1}{4}$  lb. 60c.

**NEMOPHILA.**—Pkt. 3c;  $\frac{1}{2}$  oz. 15c.  
**NICOTIANA SANDERAE.**—Pkt. 5c.  
**NIGELIA.**—Pkt. 5c;  $\frac{1}{2}$  oz. 15c.  
**PHLOX.**—Mixed colors, pkt. 5c;  $\frac{1}{4}$  oz. 25c; oz. 75c. Dwarf Mixed, pkt. 10c;  $\frac{1}{8}$  oz. 30c. Star Phlox, pkt. 8c;  $\frac{1}{8}$  oz. 25c.  
**GRANDIFLORA PHLOX.**—Separate Colors, scarlet, yellow, and dark purple, each, pkt. 10c. Grandiflora Mixed Colors, pkt. 8c;  $\frac{1}{4}$  oz. 30c; oz. \$1.00.  
**POPPY.**—Wood's Superb Mixture, pkt. 10c;  $\frac{1}{2}$  oz. 25c; oz. 40c. Special Single Mixture and Special Double Mixture, Admiral, Double Scarlet, Tulip, King Edward and Shirley, each, pkt. 5c;  $\frac{1}{2}$  oz. 15c; oz. 25c. Featherball, pkt. 10c. Carnation Flowered and Peony Flowered, each, pkt. 3c; oz. 15c.  
**PRIMROSE.**—Evening, pkt. 3c;  $\frac{1}{2}$  oz. 20c.  
**RUDECKIA.**—Pkt. 8c;  $\frac{1}{4}$  oz. 25c.  
**SCABIOSA**, or MOURNING BRIDE.—Pkt. 5c;  $\frac{1}{2}$  oz. 25c.  
**SWEET SULTAN.**—Pkt. 5c;  $\frac{1}{4}$  oz. 20c.  
**VIRENA.**—Mixed, pkt. 5c;  $\frac{1}{4}$  oz. 25c; oz. 75c. Mammoth Mixed, pkt. 10c;  $\frac{1}{4}$  oz. 35c; oz. \$1.00. Mammoth White, pkt. 10c. Defiance, pkt. 10c;  $\frac{1}{4}$  oz. 35c; oz. \$1.00.  
**VIRGINIAN STOCK.**—Pkt. 3c; oz. 25c.  
**WALLFLOWER.**—Annual, pkt. 10c;  $\frac{1}{4}$  oz. 25c.  
**ZINNIA.**—Double Mixed, pkt. 3c;  $\frac{1}{2}$  oz. 20c; oz. 35c. Grandiflora Mixed, pkt. 10c;  $\frac{1}{2}$  oz. 35c; oz. 60c. Miniature and Crisp and Curly, each, pkt. 10c;  $\frac{1}{4}$  oz. 25c. Curled and Crested, pkt. 5c;  $\frac{1}{4}$  oz. 20c. Tom Thumb, pkt. 7c;  $\frac{1}{4}$  oz. 25c. Striped or Zebra, pkt. 5c;  $\frac{1}{4}$  oz. 25c.  
**WILD FLOWER GARDEN MIXTURE.**—Pkt. 3c; oz. 10c;  $\frac{1}{4}$  lb. 30c; lb. \$1.00 most paid.

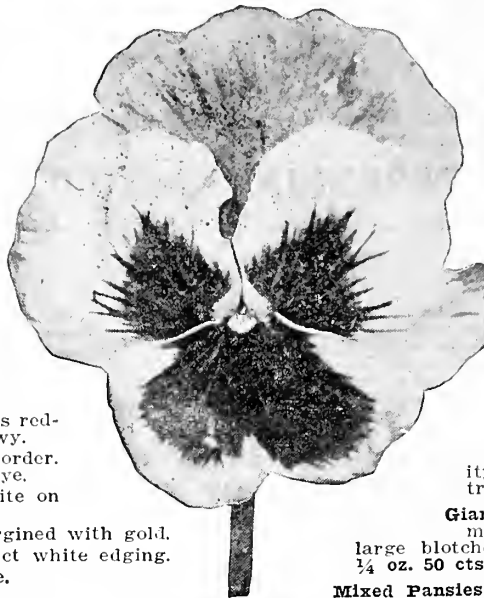
# WOOD'S ROYAL PANSIES

PLANT IN THE FALL  
FOR THE EARLIEST AND  
LARGEST BLOOMS

Saved from plants selected for the beauty and size of their blooms, our aim being variety and brilliancy of colorings, strong marking, abundance of bloom and long keeping qualities. Fall sowings produce earlier, larger and more brilliant blooms than spring sowings. They will stand the severest winter without protection. Grow them in a shady position in a rich, moist soil.

## Pansies in Separate Colors

- Each, pkt. 5 cts.;  $\frac{1}{4}$  oz. 50 cts.; oz. \$1.50.
- Cardinal.**—Brilliant brownish red; very striking.
- Emperor Frederick.**—Dark red, with orange scarlet border.
- Emperor William.**—Ultramarine blue, with violet eye.
- Fairy Queen.**—Sky blue, with pure white border.
- Faust, or King of the Blacks.**—Almost black.
- Fire King.**—Golden yellow, the upper petals reddish brown, margined yellow; very showy.
- Gold Margined.**—Mahogany brown; gold border.
- Light Blue.**—Lovely sky-blue, with dark eye.
- Lord Beaconsfield.**—Violet, shading to white on upper petals.
- Meteor.**—Yellow, spotted with brown, margined with gold.
- Silver Edged.**—Dark purple, with a distinct white edging.
- Snow Queen.**—Beautiful, large, pure white.
- Striped and Spotted.**—Very brilliant.
- White, Black Center.**—Very fine and distinct.
- Yellow.**—Bright golden yellow, with dark center.



Wood's Royal Pansy.

## Pansy Mixtures

**Wood's Royal Pansy Mixture.**—A magnificent mixture, excelling in an endless variety of the richest colors, which, with the large size and perfect form, make it indeed a "royal mixture." Pkt. 10 cts.; 3 pkts. for 25c;  $\frac{1}{2}$  oz. 50c; oz. \$3.50.

**Wood's Exhibition Pansy Mixture.**—The richest and handsomest pansy mixture in existence. It contains seeds saved from the finest specimen plants grown by eminent pansy specialists, making a mixture as near perfect as it is possible to obtain. The blooms average 2 to 3 inches across, of every imaginable pansy color and combination of colors, some five-spotted, others margined, veined, blotched and mottled in endless variety. Pkt. 25 cts.; 3 pkts. for 65 cts.;  $\frac{1}{2}$  oz. \$1.00.

**Wood's Superb Frilled.**—Each petal is frilled or curled, giving the appearance of a double pansy. This unusual formation adds greatly to its keeping quality. Our mixture contains all the newest introductions and is very fine. Pkt. 15 cts.

**Giant Trimardeau.**—A distinct strain with remarkably large blooms, generally marked with large blotches; colors rich and varied. Pkt. 8 cts.;  $\frac{1}{4}$  oz. 50 cts.; oz. \$1.50.

**Mixed Pansies.**—Large Flowering.—A very superior mixture of all colors, shades and markings; rich and beautiful. Pkt. 5 cts.;  $\frac{1}{4}$  oz. 40 cts.; oz. \$1.25.

## Wood's Giant Sweet Peas

AN OUNCE SOWS  
25 FEET OF ROW

Fall sowings give earliest blooms and a longer blooming season.

In November or December plant 4 to 6 inches deep, giving slight protection, and they will become well rooted and grow off at the first opening of spring and yield an abundance of bloom earlier and longer than if planted in the spring. Use plenty of well-rotted manure and don't gather the blooms grudgingly—the more you pick them, the longer and better they will bloom.

### SPENCER VARIETIES

ALL VARIETIES—Pkt. 10 cts.; oz. 35 cts.;  $\frac{1}{4}$  lb. \$1.00.

- Afterglow.**—Standard violet blue shading to rosy amethyst; wings electric blue.
- Bertrand Deal** (Rosy Lilac).—Makes a fine cut flower; an exquisite variety.
- Captain of the Blues** (Pure Purple).—The margin of the petals is marbled; large and distinct.
- Countess Spencer.**—Soft rose-pink, shading deeper at the edges.
- Etta Dyke.**—Pure white; nearly two inches across; yields four blooms to the stem.
- Helen Lewis.**—Large and fine orange salmon pink with bright orange standard.
- King Edward Spencer.**—The best pure red Spencer; nearly two inches across. Often bears four blooms to the stem.
- Gladys Unwin.**—Large bold bright pink. The grandest of all pink varieties.
- Margaret Atlee.**—Apricot pink on cream ground. A strong grower and large flower.
- Masterpiece.**—Lavender; flowers extra large and wavy. Stems nearly always yield four blossoms each.
- Nubian.**—Beautiful rich deep chocolate; finely waved flower of unusual size.

### GRANDIFLORA VARIETIES

All Varieties—Pkt. 5 cts.; oz. 12 cts.;  $\frac{1}{4}$  lb. 40 cts.; lb. \$1.50 postpaid.

- Apple Blossom** (Deep Pink).—Standard crimson pink, shading lighter at edges; wings white shaded with pink.
- Black Knight.**—Very deep maroon, almost black; large size, open form; the finest dark variety.
- Bolton's Pink** (Orange Pink).—Orange or salmon pink, veined with rose.
- Coccinea** (Red).—Bright cherry red or cerise. A distinct new shade.
- Dainty** (White).—Large pure white; edges tinted with pink; long stems.
- Dorothy Eckford** (Pure White).—Beautiful shell-shaped flower of extra large size.
- Flora Norton** (Lavender Blue).—A clear bright blue, with faint tint of purple.
- Helen Pierce.**—Bright blue marbled or mottled on ivory white; very attractive.
- Henry Eckford** (Orange Scarlet).—The largest size and finest form.
- Kon. Mrs. E. Kenyon** (Primrose).—Deep primrose yellow; extra large flower.
- King Edward VII** (Crimson Scarlet).—A fine extra large flower; nearly always borne three on a stem.
- Lady Grisel Hamilton** (Lavender).—Best of all the lavender varieties; extra large.
- Lord Nelson** (Navy Blue).—A fine deep, dark, rich navy blue; very attractive.
- Miss Willmott** (Orange Pink).—Richest orange pink, delicately shaded with rose.
- Mrs. Geo. Higginson** (Blue).—Clear, delicate lilac blue; three blooms on a stem.
- Mrs. Walter Wright** (Rosy Purple).—Changes to rich bluish purple; extra large.
- Queen Alexandra** (Scarlet).—The nearest scarlet in sweet peas; magnificent large flower.
- Queen Victoria** (Light Primrose).—Pink when newly opened, but soon turns to a clear soft primrose.

## SWEET PEAS IN MIXTURES

### Wood's Superb Spencer Mixture

—The newest introduction in sweet peas, differing from the old type in having waved or fluted standards. The flower stems are 12 to 14 inches long, very strong, and usually bear four blooms, which, under favorable growing conditions, measure two inches across. Pkt. 10 cts.; oz. 20 cts.;  $\frac{1}{4}$  lb. 60 cts.; lb. \$2.00 postpaid.

### Wood's Special Mixture

—A peerless mixture of all grandiflora varieties and absolutely the finest that can be made. A blend of the best sweet peas in cultivation; no dull colors, all choice giant-flowering varieties of every color and type, the colors being evenly distributed throughout. No matter at what price or under what high-sounding name it may be offered, for diversity of color, size and beauty of flowers no other grandiflora sweet pea mixture can surpass our "Special Mixture." Pkt. 5 cts.; oz. 15 cts.;  $\frac{1}{4}$  lb. 45 cts.; lb. \$1.50 postpaid.

### Large Flowering Mixed

—A very good mixture of all the old varieties; will give a good display throughout the season. Pkt. 3 cts.; oz. 8 cts.;  $\frac{1}{4}$  lb. 25 cts.; lb. 90 cts.

### Cupid Sweet Peas

—Distinct from other sorts; 6 to 9 inches high and forming a mass  $\frac{1}{4}$  feet across. Very neat, compact, bushy, with flowers as large and fragrant as the tall kinds. Fine for pots, borders and masses. Mixed colors, pkt. 5 cts.; oz. 15 cts.;  $\frac{1}{4}$  lb. 50 cts.; lb. \$1.50 postpaid.

### Perennial or Ever-lasting Sweet Peas.

—Once planted, these live year after year, bearing magnificent clusters of flowers early in the spring before the annual kinds begin to flower. Perfectly hardy; 8 to 10 feet high. Mixed colors. Pkt. 10 cts.;  $\frac{1}{2}$  oz. 35 cts.; oz. 60 cts.



# INSECTICIDES, SPRAYERS AND TOOLS

**POISONS CANNOT BE SENT BY MAIL**

**Lime-Sulphur (For San Jose Scale).**—The most effective remedy for San Jose Scale, oyster shell scale and kindred insects that are killing valuable fruit and shade trees. You can make it yourself if you have the proper appliances, but it is a thoroughly disagreeable task. The home-made mixture requires the boiling of a great quantity of water and it must be applied hot—ours is simply diluted and applied cold. Our mixture retains its strength indefinitely and does not crystallize if kept from air and freezing; is far easier to handle, and is always ready. It gives the fruit and foliage added color and smooth skin. **For Fall and Spring Spraying:** after the leaves have fallen and before freezing weather comes on and just before the buds begin to swell, use 1 gallon concentrated Lime-Sulphur to 8 gallons of water. **For Summer Spraying:** use 1½ gallons Lime-Sulphur, 2 lbs. Arsenate of Lead and 50 gallons water. Apply this mixture after the blossoms have fallen and again when the second brood of codlin moth appears. The above mixtures are for apple, pear and similar hardy fruits. **For peach, plum, cherry and less hardy fruits,** use the strength recommended for fall and spring spraying, except that after the bud and leaf clusters have reached a good size, when a mixture of ½ gallon Lime-Sulphur, 2 lbs. Arsenate of Lead and 50 gallons of water should be applied at intervals up to a month of ripening, when the Arsenate of Lead should be omitted. **Qt. 30 cts.; 2 qts. 50 cts.; gallon 80 cts.; 5 gallons \$2.25; 10 gallons \$3.50; barrel \$12.00.**

**Soluble Oil**—Severe cases of scale, leaf-roller and peach lecanium that resist the action of lime-sulphur can easily be controlled by soluble oil. It is particularly good for hedges and trees on the lawn, as it does not stain. Add one gallon soluble oil to 15 gallons of water, stir thoroughly and apply with spray pump while the trees are dormant. **Qt. 40 cts.; 2 qts. 70 cts.; gallon \$1.25; 5 gals. \$5.00.**



**Bordeaux Mixture**—This mixture not only prevents blight, scab, rust, mildew, black-rot and all fungus diseases of plants and fruits, but improves the quality and largely increases the yield. It should be used on all vine-crops, grapes, cucumbers, melons, tomatoes, etc. Potatoes especially respond generously to thorough spraying. To make a combined fungicide and insecticide, add a pound of Paris Green, or two pounds of Arsenate of Lead, to 150 gallons of the diluted mixture. Our mixture is ready to use by simply adding water, and works freely in the sprayer without clogging. One gallon makes 50 gallons of spray mixture. **Quart 35 cts.; 2 quarts 65 cts.; gallon \$1.00; 5 gallons \$4.50; 10 gallons \$8.25.** Barrel lots, write for quotations.

**Copper Sulphate**—Blue Stone or Blue Vitriol.—Used for early spraying and in making Bordeaux Mixture. Will keep indefinitely. Special prices quoted on large quantities. **By mail postpaid, lb. 25 cts.; 5 lbs. 95 cts.; 10 lbs. \$1.75.** By express, lb. 18 cts.; 10 lb. lots, 15 cts. per lb.; 50 lb. lots, 14 cts. per lb.

**Sulphur**—For making Lime-Sulphur Spray, for mildew and plant mites. **By mail postpaid, lb. 18 cts.; 10 lbs. \$1.00.** By express, lb. 10 cts.; 10 lbs. 75 cts.; 25 lbs. \$1.65.

**Arsenate of Lead**—For Leaf-eating Insects. Sticks to the longer in suspension; requires fewer applications; does not burn the leaf, thus allowing stronger solutions. White in color and shows just where it has been applied. These advantages make it preferable to Paris Green for destroying leaf-eating insects. Use 1 to 2 lbs. to 50 gallons of water for general spraying. Because the paste form is harder to handle, requires double the strength, does not keep well and is 50 per cent. water, we handle only the **Dry Powdered form**, which has proved in every way far superior and more economical. **½ lb. 30 cts.; 1 lb. 50 cts.; 5-lb. pkg. \$2.25; 25-lb. pkg. \$10.00.**



**Paris Green**—For Leaf-eating Insects. It is a strong poison and should be used with care. Mix one pound of Paris Green to 50 pounds of plaster, or with water to 150 gallons. On vines and tender vegetables use a larger proportion of plaster or water. **¼ lb. 20 cts.; ½ lb. 35 cts.; 1 lb. 60 cts.; 5 lbs. for \$2.75.**

**Kerosene Emulsion**—For Sucking Insects. A safe and sure remedy for squash-bugs, plant and bark-lice, San Jose Scale, caterpillars, rose-bugs, green-fly, melon and pea louse, and all sucking insects. Ours is a perfect emulsion and will not separate. It is in concentrated form—add 25 to 50 gallons of water to one gallon of emulsion and it is ready for use. Spray before the blossom buds open and again after the blossoms fall. The second spraying should have Paris Green mixed with it to kill leaf-lice, aphides and insects. **Qt. 40 cts.; 2 qts. 65 cts.; gallon \$1.00; 5 gallons \$4.50.**

**Hellebore**—For worms, caterpillars, etc. Less poisonous than Paris Green and Arsenate of Lead, and safer to use when vegetables and fruits are nearly ripe. Dissolve 1 oz. to 2 gallons of water. **Lb. 70 cts.**

**Slug Shot**—Destroys insects and worms on garden and house plants, potatoes, cabbage, shrubs, trees, vegetables and fruits, and kills lice on poultry. Positively not poisonous, and will not injure the foliage. May be applied dry or in water. **By mail postpaid, 5 lb. pkg. 56 cts.** By express or freight, 40 cts. per 5-lb. pkg.; 50 lbs. \$3.75; 100 lbs. \$7.00. Small dusters for applying, 10 cts.; large dusters, 50 cts.



**Fish Oil Soap (Generally called Whale Oil Soap)**—Effectually destroys the mealy-bug and nearly all lice on indoor plants and scale on palms. Recommended for San Jose Scale and insects that infest the bark of trees. It has been used with good results against the pea louse. **By mail postpaid, lb. 23 cts.; 5 lbs. 85 cts.** By express, lb. 15 cts.; 5 lbs. 65 cts.



**Bug Death**—Kills potato, squash and cucumber bugs, tomato, currant and gooseberry worms, and all pests that eat the leaves of vines and plants. May be applied dry, in water or in Bordeaux Mixture. Trials have proved that where used, the yield and quality are greatly improved. **By mail postpaid, lb. 28 cts.; 3-lb. pkg. 57 cts.; 5-lb. pkg. 76 cts.; 12½-lb. pkg. \$1.59.** By express or freight, lb. 20 cts.; 3-lb. pkg. 45 cts.; 5-lb. pkg. 60 cts.; 12½-lb. pkg. \$1.25. Use 12½ to 25 pounds per application to the acre. Write for circulars.

**Lemon Oil Insecticide**—The best remedy for insects on the roots and leaves of house-plants, destroying green-fly, red spider, scale, mealy bug, mildew, rust, aphid, caterpillar, etc., on palms, roses, rubber plants, ferns, etc. Non-poisonous and odorless. Destroys lice and insects on poultry and animals; recommended for mange. Directions on each can. **By mail postpaid, ½ pt. 37 cts.; pint 60 cts.; qt. \$1.10.** By express, ½ pt. 30 cts.; pint 50 cts.; qt. 90 cts.; ½ gal. \$1.50; gallon \$2.50.

**Black Leaf 40 For Sucking Insects.**—Kills plant lice on roses, shrubbery, fruits and vegetables. A concentrated solution of nicotine sulphate, guaranteed to contain not less than 40 per cent of nicotine. A solution in the proportion of a teaspoonful to a gallon of water, to which add 4 lbs. soap to each 100 gallons of solution, will kill the garden pea louse and not injure the vine. Mix with 800 times its bulk of water. **1 oz. bottle 25 cts.; ½ lb. 75 cts.; 2 lbs. \$2.50. 10 lb. pkg. \$10.75.** Cannot be mailed.



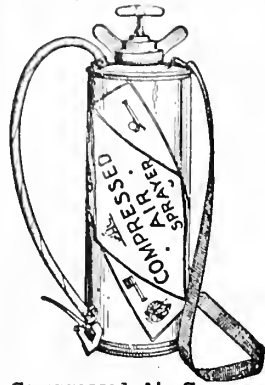
**Thy-Cresol**—A cold water dip, insecticide, disinfectant, deodorizer, anti-septic and detergent. Rapidly fatal to all insect pests which infest domestic animals, but positively harmless to the skin. Heals eruptions and cuts, and promotes new growth of fine hair and wool. A perfect sheep dip and splendid disinfectant. Invaluable for dog kennels, poultry houses, etc. **Small bottles, 35 cts. postpaid; by express, 30 cts. Large bottles, 60 cts. postpaid; by express, 50 cts. Quart 90 cts.; 2 qts. for \$1.50; gallon \$2.50.**

**Sulpho-Tobacco Soap** A wonderful insecticide and fertilizer for both flowers and vegetables. Never fails to quickly exterminate all insects. Excellent for preventing mildew and lice on roses; helps to grow healthy plants and beautiful flowers. Absolutely safe to handle. Sure death to all plant insects in and out of doors. Full directions with each cake. **3-oz. cake, 10 cts.; 8-oz. cake 25 cts. postpaid.** A 3-oz. cake makes 1½ gals. of solution; an 8-oz. cake makes 4 gals.

**Sterlingworth Fly Driver**—A real cattle comfort. A cow that is tormented by insects is never a good milker. Improve the comfort, temper and disposition of your cows, and you will improve the quality of the milk. Sterlingworth Fly Driver is a scientific combination of vegetable oils, which mixes readily with water, does not gum the animal's coat, and may be used on both horses and cattle. Highly concentrated—one quart making two gallons by adding water, bringing the cost to 30 cts. per gallon, as compared with 50 and 60 cts. for other mixtures not nearly so effective. **Per qt. 60 cts.; 2 qts. \$1.00.**



**Compressed Air Sprayer**—A self-operating, strong, durable, high-pressure sprayer; easy to carry and easy to work. It will handle water-paint, white-wash, Bordeaux Mixture, Paris Green, Arsenate of Lead and other spraying materials. May be charged by a few strokes of the plunger and two pumpings will usually discharge the entire contents of the tank. Capacity, 3½ gallons; automatic cut off nozzle; valves all metal. Do not use galvanized tank for Bordeaux and lime-sulphur. Galvanized Steel Tank, \$6.00; Brass Tank, \$9.00. Extra nozzles, \$1.50 each.



**Compressed Air Sprayer**

Putting out fires and various other services. By mail postpaid, \$4.75. By express, \$4.50. 4-foot extension pipe, for reaching into trees and inaccessible places, 50 cts. postpaid. By express, 40 cts.

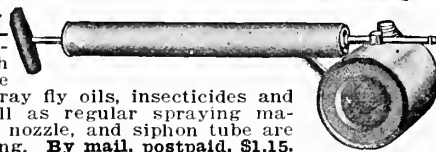
**Hand Sprayer**



**Hand Sprayer.**

Very useful in small gardens, greenhouses, for spraying house plants, poultry houses, etc., applying liquids in a fine mist, with no waste. Distributes Slug Shot, Paris Green and similar dry powders perfectly. By mail, postpaid, 75 cts. By express, 60 cts.


**Continuous Sprayer**



**Continuous.**

Gives a uniform, continuous spray on both up and down stroke of plunger. Will spray fly oils, insecticides and disinfectants as well as regular spraying materials. Spray tube, nozzle, and siphon tube are removable for draining. By mail, postpaid, \$1.15. By express, \$1.00.

**Wheelbarrow Spray Pump**



An ideal outfit for large gardens, small orchards, poultry plants, white-washing, applying cold water paint, etc. The pump has 1½ inch brass plunger, brass ball valves, mechanical agitator, lever shut-off, Vermorel nozzle, 8 ft. of hose and 8-ft. extension pipe. The galvanized steel tank holds 12 gals. Complete, \$18.50.

**Auto Spray No. 5**

A combination knapsack and bucket pump that will throw any kind of spray



**Auto Spray No. 5**

**Wheelbarrow Spray Pump.**

from very fine mist to a solid stream. The pump is brass, practically indestructible and will generate 180 lbs. pressure. By detaching hose from tank and attaching the strainer you have a first-class bucket pump. Fine for applying white-wash, water paint, insecticides and disinfectants.

**Knapsack Outfit.**—Pump, tank, 3½ ft. of hose, extension pipe and strainer. \$8.50.

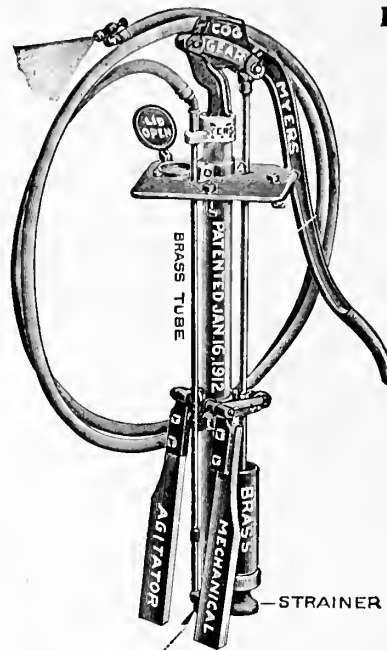
**Bucket Outfit.**—Same as the above, but without tank. \$6.00.

**Bucket Spray Pump**

Excepting the foot rest and handle, all parts are made of brass, preventing damage from spraying solutions. The air chamber space is large, insuring an even pressure; the valves are of ample size. Excellent for white-washing and disinfecting stables and poultry houses; for washing windows and vehicles; putting out fires and various other services. By mail postpaid, \$4.75. By express, \$4.50.



**Bucket Spray Pump**



**Barrel Spray Pump**

Has bronze ball valves and brass seats; the plunger is brass with hemp packing, the cylinder and discharge pipes are brass—these metals are not affected by spray chemicals. The air chamber is 32 inches long, insuring a uniform, constant spray. Has good leverage, is powerful and easily operated. It is built so that the entire pump sets inside the barrel, the working parts are submerged in the spraying liquid and does not lose priming. It is only necessary to make an 8 x 8 opening in the head of the barrel, bolt in the pump and it is ready for work.

**Outfit A.**—Pump with mechanical agitator, 2 leads of ½-inch hose (15 feet each), Y connection, 2 8-foot extension pipes and 2 nozzles, \$13.00.

**Outfit B.**—Pump with mechanical agitator, 2 leads of ½-inch hose (15 feet each), Y connection, 2 8-foot extension pipes and 2 nozzles, \$15.50.

**Nozzles, Hose, &c.**

**BORDEAUX NOZZLE.**—Throws a solid stream or a fine mist, or may be shut off entirely. 85 cts. each; by mail, postpaid, 90 cts.

**PAT JET-AGITATOR**

Barrel Spray Pump


**VERMOREL NOZZLE.**—Made with spring degorger for removing obstructions. 85 cts. each; by mail, postpaid, 90 cts.

**RUBBER HOSE.**—¾-inch (for bucket pump) 18 cts. per foot; ½-inch (for barrel, Auto Spray No. 5, compressed air and wheelbarrow sprayers), 20 cts. per foot.

**CLAMPS** for attaching hose, ¾ and ½ inch sizes, 6 cts. each.

**COUPLINGS**, male and female, 20 cts. each; by mail, 22 cts.

**Little Giant Duster**



**LITTLE GIANT DUSTER.**


Distributes any dry powder, like Dry Arsenate of Lead, Slug Shot and Paris Green, to perfection. Keeps the poison at a safe distance from the operator, and will dust potato vines as fast as the operator can walk.

two rows at a time. The best appliance for tobacco growers. By turning a handle a fan is rapidly revolved, distributing the insecticides uniformly on two rows at once, and to all parts of the plant and on both sides of the leaf.

Price, \$8.00.

**Asparagus Buncher**

Adjustable to size of bunch and length of stalk. Makes bunches 4 to 5½ inches in diameter, 8 to 12 inches long. By mail postpaid, \$2.70. By express, \$2.50.



**Asparagus Knife**



15 inches long; the blade 1½ inches wide. By mail, postpaid, 40 cts.; \$3.65 per doz. By express, 35 cts. each; dozen, \$3.50.

**Raffia**—For tying up vegetable bunches, tomato plants, grape vines, etc. By mail postpaid, 50 cts. per lb. By express, 40 cts. per lb.

**Jute String** Used for the same purposes as Raffia. By mail postpaid, 35 cts. per lb. By express, 28 cts. per lb.; 10-lb. lots, 26 cts. per lb.

**PLANT, POT AND TREE LABELS**

	Per 100.	1,000.		Per 100.	1,000.
4 inch	.15	\$ .90	10 inch	.60	\$5.00
6 inch	.25	1.50	12 inch	.70	6.00
8 inch	.50	4.00	¾ inch Wheel Tree Labels	.25	1.50



**RICHMOND GEM**


Cultivator, Hoe and Plow



With the exception of the wooden handle and cast iron wheel, the entire tool is made of steel and is so sturdy and well built that it should last for years. The outfit of attachments consists of an opening plow or row marker, a turning plow, five cultivator teeth, and a hoe for weeding—these attachments can be used separately or in combination. It works easily and will become indispensable and a real comfort to those who have heretofore depended on the ordinary hoe when working the garden. Compared with the hoe method it will do a day's work in a few hours. Try it. \$3.25.

**PLANET JR. GARDEN TOOLS**


We have used these tools ourselves for years, and can personally recommend them in the strongest terms. No matter whether your garden is small or large, you should have a Planet Jr. tool. They will do nearly all the work in the garden, from breaking the ground and sowing the seed, to the last working. Write for complete catalog.



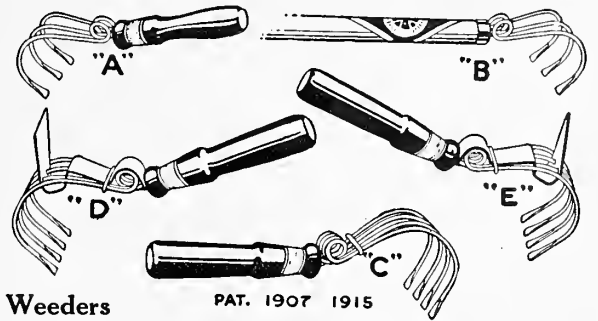
Planet Jr. No. 4 Combined Drill, Cultivator, Plow and Hoe.

- No. 31 Drill and Cultivator.—Ideal for the small garden. Will sow even the smallest quantity of any garden seed with the greatest precision. Cultivating outfit consists of a plow, cultivator, two sweeps and a special hoe. . . . . 11.00
- No. 3 Drill.—Sows at any desired depth in continuous rows or plants in hills 4, 6, 8, 12, or 24 inches apart, covers, rolls, and marks the next row all at a single operation. . . . . 15.50
- No. 4 Drill.—Like No. 3 Drill, but has, in addition, attachments for hoeing, cultivating, furrowing, weeding, and plowing. Accurate, simple, durable, reliable and easy running. . . . . 16.50
- No. 12 Double Wheel Hoe.—Works both sides of the row at once. Has a pair of plows, 4 cultivator teeth and a pair of 6-inch hoes. . . . . 10.50
- No. 38 Single Wheel Disc Hoe.—Has 2 sets of 3 discs, a pair of 3-prong cultivator teeth and a plow. . . . . 9.50
- No. 16 Single Wheel Hoe.—Outfit consists of a plow, 2 rakes, 3 cultivator teeth and 2 hoes. An outfit sufficient for most garden work. . . . . 8.50

Planet Jr. No. 17 Hoe, Cultivator and Plow.



- No. 17 Single Wheel Hoe.—Exactly like No. 16, except that it has no rakes. By changing the wheel to the opposite side of the wheel support it will work both sides of the row at once. . . . . 7.00
- No. 19 Single Wheel Hoe.—Equipped with a 2-inch cultivating tooth, a 4-inch cultivating tooth, a 6-inch sweep, a 10-inch sweep and a plow. Has a high wheel. . . . . 5.00
- Firefly Plow.—Throws a furrow 4 to 6 inches wide, 3 to 4 inches deep. Strong and well made. . . . . 3.00



**Weeders**

PAT. 1907 1915

Style	Full Length.	Handle.	Postpaid.	By Express
Style A—	9 inches	5 inches	20c	15c
Style B—	22 inches	18 inches	30c	20c
Style C—	10 inches	5 inches	35c	25c
Style D—	11 inches	6 inches	50c	45c
Style E—	11 inches	6 inches	50c	45c

**Lang's Hand Weeder**

—A real labor saver; fits the hand nicely; lasts for years. By mail postpaid, 25 cts.; by express, 20 cts.



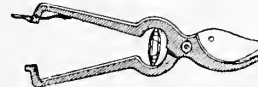
**Mole Trap** —Self-Setting. The spears are made of spring steel and will pierce the mole easily; thoroughly tinned to prevent rusting. By mail postpaid, \$1.00; by express, 90 cts.



- Three Tine** Spading Forks 3 Tine. Convenient, strong and well made; tines polished; hardwood handle; length, 11 inches. By mail postpaid, 35c; by express, 30c.
- 4 TINE**—A good and serviceable fork, but not the equal of the 3 tine. By mail postpaid, 25c; by express, 20c.
- Four Tine** Spading Forks 4 Tine. Convenient, strong and well made; tines polished; hardwood handle; length, 11 inches. By mail postpaid, 35c; by express, 30c.

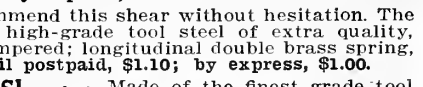
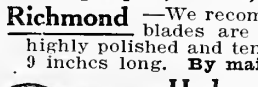
**GARDEN TROWELS**

- English**—Extra strong and well made; blued steel blade 6 inches long, 3 1/2 ins. wide. There is no better trowel made. By mail postpaid, 25 cts.; by express, 20 cts.
- American**—Blade and shank made of cold rolled steel; blade 6 inches long by 2 3/4 inches wide. A good serviceable trowel, but not as sturdy as our English trowel. By mail postpaid, 20c; by express, 15c.



**PRUNING SHEARS**

- Universal**—A well made and satisfactory shear; 9 inches long; polished, tempered blade; strong volute spring. By mail postpaid, 70 cts.; by express, 60 cts.
- Richmond**—We recommend this shear without hesitation. The blades are high-grade tool steel of extra quality, highly polished and tempered; longitudinal double brass spring, 9 inches long. By mail postpaid, \$1.10; by express, \$1.00.




**Hedge Shears**

—Made of the finest grade tool steel; 9-inch blade with notch at crotch of blades for cutting small branches. Blades polished; handles of hardwood. By express, \$2.25.

**Scollay Plant Sprinkler**

—Fine for watering house plants and for applying insecticides and liquid fertilizer. By mail postpaid, \$1.10; by express, \$1.00.



**MOSS** For florists and for shipping plants. By mail postpaid, lb. 18 cts.; 5 lbs. 65 cts.; 10 lbs. \$1.25. By freight or express, lb. 12c; 5 lbs. for 50c; bale, \$3.50.



# HARDY FLOWERING AND ORNAMENTAL SHRUBS

The planting of flowering and ornamental shrubs is increasing to a wonderful extent, as they give more real lasting satisfaction than any other form of decorative plants. After they are once planted they increase in growth, size and beauty each year, and require very little attention.

October and November is the best time for setting out these Hardy and Ornamental Shrubs; they can also be set out early in the spring. In planting out they should be set out a little deeper than the marks show they were originally set in the nursery rows. Thoroughly well rotted manure should be incorporated with the soil at the time of planting, or in the absence of well-rotted manure, an application of ground bone should be given for the best growth and results.

**Orders for NURSERY STOCK** are shipped direct from our **KENBROOK FARM**, and cannot be shipped with orders for seeds.

Kindly bear this in mind in ordering, as they cannot be forwarded with orders for seeds, these being filled direct from our stores or warehouses.

**BARBERRY COMMON or EUROPEAN** (*Berberis vulgaris*).—A handsome deciduous shrub, with yellow flowers in terminal drooping racemes in May and June, followed with orange-scarlet fruit. 2 to 2½ feet. 30 cts. each; \$3.00 per dozen.

**PURPLE LEAVED** (*Berberis var Purpurea*).—An interesting shrub, growing 3 to 5 feet high, with violet-purple foliage and fruit; blossoms and fruit beautiful, very effective in groups and masses or planted by itself. 2½ to 3 feet, 30 cts. each; \$3.00 per dozen.

**JAPANESE** (*Berberis Thunbergii*).—Where a good dwarf, bushy hedge is desired, there is no shrub to compare with this. The attractive foliage, which takes on such a bright red fall coloring, and during the winter the scarlet berries, all help to make it very ornamental. 2½ to 3 feet, 30 cts. each; \$3.00 per dozen.

**EUROPEAN BURNING BUSH** (*Euonymus Europeus*).—Grows 5 to 6 feet in height. The seeds of this, light yellow in color, are quite ornamental. 30 cts. each; \$3.00 per dozen.

**CRAPE MYRTLE** (*Lagstroemia*).—A handsome free flowering shrub, which blooms throughout the summer, producing great masses of beautifully fringed flowers. In Northern States the plants should be lifted in the fall and kept in a cellar.

**INDICA**.—Delicate soft pink. 50 cts. each.

**CALYCANTHUS FLORIDUS** (Sweet or Strawberry Shrub).—An old favorite. Double chocolate-colored, strawberry-scented flowers. 25c each.

**DESMODIUM PENDULIFLORUM**.—A shrub which dies to the ground in winter, but comes up vigorously in spring, throwing up shoots 3 to 4 feet high, which bear during September, when few shrubs are in bloom, attractive sprays of bright rose-colored pea-shaped flowers. 25 cts. each.

**SPIRAEA THUNBERGII**.—Of dwarf habit; branches slender and drooping; foliage very narrow light green, changing to bright orange, and red in fall; flowers small and white, and appear early in March, lasting three weeks. A beautiful variety for dwarf or low-growing hedge. 25 cts. each; \$2.50 per dozen.

**VAN HOUTTEI**.—Grows to a height of 3 to 4 feet. One of the very finest Spiraeas. In May, before the leaves appear, all the branches are clustered to their full extent with single flowers, which produce a charming effect. 30 cts. each; \$3.00 per dozen.

**ANTHONY WATERER**.—The finest of the dwarf Spiraeas, and a grand acquisition. It excels all other Spiraeas in brilliancy of color, a purple-crimson, and is the most profuse and persistent bloomer of them all, bearing continuously large, flat clusters of bloom throughout the summer and autumn. 30 cts. each; \$3.00 per dozen.

**REEVES SINGLE** (*Reevesiana*).—Produces large clusters of single white flowers, which cover the entire plant. A desirable early spring bloomer. 2 to 2½ feet. 30 cts. each; \$3.00 per dozen.

**REEVES DOUBLE** (*Reevesiana flore pleno*).—With large, round clusters of double white flowers, which cover the entire plant. A most desirable early spring bloomer. Commences to bloom latter part of March and continues for several weeks. One of the best. 30 cts. each; \$3.00 dozen.

**WAYFARING TREE** (*Virburnum lantana*).—Large shrub, 10 to 15 feet tall. Flowers white, produced in large cymes in April. Berries bright red, changing to black. 2 to 3 feet. 35 cts. each; \$3.50 per dozen.

**ALTHEA ROSE OF SHARON**.—The Altheas are among the most valuable of our tall hardy shrubs on account of their late season of blooming, which is from August to October, a period when few shrubs are in flower. We offer the following, viz.:

**DUCESS DE BRABANT**.—Double dark red.

**JEANNE D'ARC**.—Double white.

**WIGELA ROSEA**.—Large and rather coarse deep pink or magenta flowers in great masses during June. 2½ to 3 feet. 30 cts. each; \$3.00 per dozen.

**CANDIDA**.—Pure white flowers of large size. Blooms all summer and autumn. 2 to 3 feet. 30 cts. each; \$3.00 dozen.

**PRIVET CALIFORNIA**.—A rapid grower, and thrives on all soils and makes a magnificent hedge or screen. Foliage is dark, glossy green, and is evergreen until late in winter. It has an erect habit of growth. One year, 10 to 18 inches, at \$2.75 per 100; \$22.50 per 1,000. Two years old, 18 to 24 inches, \$3.50 per 100; \$30.00 per 1,000.

**IBOTA** (Japanese).—A handsome evergreen shrub of dense and symmetrical outline. Native of Japan. Leaves thick, dark lustrous green, often with a reddish margin and midrib. Flowers creamy white, disposed in loose panicles. The berries are bluish black with a bloom. Specimen plant 3 to 4 feet, 35 cts.

**ROSA RUGOSA**.—Japanese roses. How beautiful are the single roses of this grand species, often 3 inches in diameter, and the large scarlet rose hips which follow late. The thick glossy-green foliage always looks well. Red variety and white variety, 30 cts. each; \$3.00 per dozen.

**RED-FRUITED, or INDIAN CURRANT** (*Symphoricarpos vulgaris*).—Sometimes called "Coral Berry." A shrub of very pretty habit. Foliage, fruit and flowers, small; fruit purple; hangs all winter. 30 cts. each.

**YELLOW-FLOWERED, or MISSOURI CURRANT** (*Ribes aurum*).—Bright green foliage, beautifully tinted in Autumn; fragrant yellow flowers in May followed by dark brown fruit. 2 to 3 feet. 30 cts. each.

**DEUTZIA DOUBLE WHITE** (*D. Crenata fl. pl. Alba*).—Flowers pure white, double; produced in great abundance middle of April. A tall growing variety. 2 to 2½ feet. 30 cts. each; \$3.00 per dozen.

**DOUBLE PINK**.—30 cts. each; \$3.00 per dozen.

**DWARF WHITE** (*Graecilis*).—Flowers pure white; bell-shaped; quite dwarf. Blooms early in April. 1 to 1½ feet. 30 cts. each; \$3.00 per dozen.

**PRIDE OF ROCHESTER**.—Double white, back of petals pink, large panicles; blooms middle of April. 2 to 2½ feet. 30 cts. each; \$3.00 per dozen.

**FALSE INDIGO** (*Amorpha fruticosa*).—A strong-growing shrub, 3 to 4 feet high, with finger-like spikes of indigo-colored flowers, three or more spikes to a cluster. Blooms early in June. 35 cts. each.

**FORSYTHIA GOLDEN BELL, FORTUNES** (*Forsythia fortunei*).—Tall, but the branches bend, making a most graceful effect, especially in early spring, when full of yellow blossoms. 3 to 4 feet. 30 cts. each; \$3.00 per doz.

**DARK GREEN** (*Forsythia viridissima*).—More shrub-like in growth than other Forsythias. Dark rich foliage, and a very profuse bloomer. 2 to 2½ ft. 30c each; \$3.00 dozen.

**HONEYSUCKLE RED BUSH** (*Chamaecerasus rubra grandiflora*).—Graceful shrub with dark green foliage. Red flowers in May and June, followed by blood-red fruit. 30 cts. each.

**PINK BUSH** (*Chamaecerasus rosea grandiflora*).—Same as the rubra grandiflora except that the flowers are large and pink with the lobes bordered with lighter pink. 30 cts. each.

**LILAC or SYRINGA PURPLE LILAC** (*Syringa vulgaris*).—The standard common purple lilac; very fragrant and one of the best. 2½ feet. 30 cts. each.

**MOCK ORANGE SYRINGA** (*Philadelphus grandiflorus*).—The flowers of this are much larger than the others, and showy. Develops into a bushy specimen. 2 to 2½ feet. 30 cts. each; \$3.00 per dozen.

**SWEET MOCK ORANGE** (*Philadelphus coronarius*).—Grows 5 to 6 feet in height. The real old-fashioned form, with its pretty white blossoms and yellow stamens. 2 to 3 feet. 30 cts. each; \$3.00 per doz.

**OLIVE TREE or JAPAN OLEASTER** (*Elaeagnus edulis*).—Gumli fruit of the Japanese. A low growing ornamental shrub, which produces in early May enormous quantities of fruit, which is one-third of an inch in length, oblong, bright red, and covered with minute white dots. This plant should be more extensively cultivated, as the fruit is very ornamental and makes an excellent jelly or marmalade. Foliage light green, silvery beneath. Produces very fragrant flower April 1st. Plant perfectly hardy, and grows in almost any situation. 2 to 2½ feet. 30 cts. each; \$3.00 per dozen.



# EVERGREEN TREES AND SHRUBS

**PYRAMIDAL ARBORVITAE** (*Thuja orientalis pyramidalis*).—Compact, pyramidal form. 2 to 2½ feet. \$1.00 each.

**HEMLOCK** (*Abies Canadensis*).—One of the most graceful and beautiful, and withal one of the hardiest of evergreen trees. 2½ to 3 feet, \$1.00 each; 3 to 4 feet, \$1.50 each; 4 to 5 feet, \$3.00 each.

**OREGON BARBERRY** (*Mahonia Aquifolia*).—Medium size, with purplish, shining, prickly leaves and showy, bright yellow flowers in May succeeded by bluish berries. 30 cts. each; \$3.00 per dozen.

**AMERICAN, or MOUNTAIN LAUREL** (*Kalmia Lati-folia*).—Sometimes called Calico Bush. A beautiful native evergreen shrub with shining foliage and dense clusters of pink or nearly white flowers in Spring. Requires same treatment as the Rhododendron. 2½ to 3 feet. \$1.50 each.

## HARDY FLOWERING VINES

**WISTARIA CHINESE, BLUE** (*Wistaria Sinesis*).—A flowering vine of extremely vigorous growth, which attains a great height if given support. The beautiful flowers of soft, dainty lavender-blue color are produced in pendulous racemes a foot or more long, in May, before the leaves expand. They are produced in such great numbers as to form a bank of bloom. 30 cts. each; \$3.00 per dozen.

**Wistaria Sinensis fl. alba** Of similar habit to *Sinensis* with pure white flowers. 40 cts. each.

**BITTER-SWEET** (*Celastrus scandens*).—A native climbing plant of great growth with attractive light-green foliage and yellow flowers during June, which are followed in the autumn with bright orange fruit. 30 cts. each.

**AMPELOPSIS** (*Quincefolia*).—American Ivy, or Virginia Creeper. Rich crimson in autumn; a very rapid grower. One of the finest vines for covering walls, verandas or trunks of trees; affords shade quickly. 30 cts. each; 10 for \$2.50; 100 for \$15.00.

# STRAWBERRY PLANTS

afterward. Book your orders for shipment early in October. Varieties marked "S" are staminate and will produce fruit without other sorts planted with them; those marked "P" are pistillate, and will not produce fruit unless some "S" sort is planted with them. We suggest two rows of "P" variety to one of "S."

SHIPMENTS OF STRAWBERRY PLANTS ARE MADE DIRECT FROM OUR KENBROOK FARM.

**Joe Johnson** (S).—Ripens about the same time as the Gandy. The Joe Johnson is very productive of very large berries, which adds greatly to its beauty and market value. Flavor is one of the best; a perfect table and canning berry, and one of the best shipping varieties. Price postpaid, dozen 30 cts.; 100, \$1.00. By express, dozen 25 cts.; 100, 75 cts.; 500, \$2.25; 1,000, \$4.00.

**Senator Dunlap** (S).—Very productive and usually matures every berry, which are of medium size, bright glossy red, a good shipper, and of excellent quality. Price, postpaid, doz. 30 cts.; 100, \$1.00. By express, doz. 25 cts.; 100, 75 cts.; 500, \$2.25; 1,000, \$4.00.

**Missionary** (S).—A new variety which is proving very popular all through the trucking districts. It is a strong grower, making plants freely; early to mature, coming in directly after Excelsior, and very productive. The berries are well colored, firm, large, and hold their size well throughout the season. It is of good shipping qualities, and is being planted on quite an extensive scale by berry growers through the trucking districts. Price postpaid, dozen 30 cts.; 100, \$1.00. By express, dozen 25 cts.; 100, 75 cts.; 500, \$2.25; 1,000, \$4.00.

**Red Bird** (P).—A new strawberry of Southern origin, extra early in maturity and remarkably productive. Berries medium in size, firm, of bright red color and attractive appearance, and stand shipping well. Price postpaid, dozen 30 cts.; 100, \$1.00. By express, dozen 25 cts.; 100, 75 cts.; 500, \$2.25; 1,000, \$4.00.

**Virginia** (P).—Very early, being within a day or two of the Excelsior. Productive and of uniform size for an extra early variety. Bright red color, makes an attractive appearance, both on vines and after it is picked. Price postpaid, dozen 30 cts.; 100, \$1.00. By express, dozen 25 cts.; 100, 75 cts.; 500, \$2.25; 1,000, \$4.00.

**Excelsior** (S).—Extra early, ripening several days ahead of any other kind on our list. The fruit is of excellent quality, very firm; color deep red, making an excellent shipping berry, attractive and salable. Price postpaid, dozen 30 cts.; 100, \$1.00. By express, dozen 25 cts.; 100, 75 cts.; 500, \$2.25; 1,000, \$4.00.

**Improved Lady Thompson** (S).—For shipping and home market this is really one of the best and most profitable berries, and it seems to improve year by year. It is early to ripen, commencing to ripen directly after Excelsior. Makes a large sized berry and is very productive. Price postpaid, dozen 30 cts.; 100, \$1.00. By express, dozen 25 cts.; 100, 75 cts.; 500, \$2.25; 1,000, \$4.50.

## HARDY PHLOX

**Miss Lingard** A grand white phlox; lilac eye; large individual florets. Blooms earlier and stays in bloom longer than other sorts. 15 cts. each; \$1.50 per dozen.

**Coquelicot** A fine pure scarlet phlox with a crimson eye. 15 cts. each; \$1.50 per dozen.

**Jeanne d'Arc** Pure white, late flowering. 15 cts. each; \$1.50 per dozen.

**Professor Schliemann** Rose, with carmine eye. 15 cts. each; \$1.50 per dozen.

**Hardy Phlox** Assorted colors. 15 cts. each; \$1.25 per dozen.

## NEW GIANT-FLOWERING MARSHMALLOWS

(*Hibiscus*).—A wonderfully improved form of our greatly admired native Marshmallow or Rosemallow, in which not only the colors have been greatly intensified, but in which flowers of enormous size, frequently 10 to 12 inches in diameter, have been developed. These plants can be highly recommended for all kinds of plantings. They appear to be equally at home in all positions, having the same vigor in dry and wet ground and are perfectly hardy. They grow from 5 to 8 feet high. We offer three distinct colors—Red, Pink and White—in strong two-year-old roots, 35 cts. each; \$3.50 per doz.; \$25.00 per 100. One each of the three colors for \$1.00.

**RED-HOT POKER, FLAME FLOWER, or TORCH LILY** (*Tritoma Uvaria Grandiflora*).—The old fashioned late flowering sort; spikes 3 to 5 feet high; flowers rich ochre-red. 15 cts. each; \$1.50 per dozen.

**GYPSOPHILA PANICULATA** (Baby's Breath).—A beautiful old-fashioned plant. 25c each; doz. \$2.00.

**STOKESIA (Cornflower Aster) CYANEA**.—A beautiful native plant growing 18 inches high, bearing freely from early in June until September its handsome lavender-blue Cornflower-like blossoms, which measure from 4 to 5 inches across. It is of the easiest culture, succeeding in any open, sunny position, and not only is it desirable as a single plant in the hardy border, but it can also be used with fine effect in masses or beds of any size. 15 cts. each; \$1.50 per dozen.

Strawberry Plants for fall planting are best set out in October, after we have had good rains. Set out at this time, they get well rooted and make good growth during the fall and winter, and will yield a fair picking of fruit next spring and a full crop the season after. Special leaflet of information about Strawberry culture on request.

**Tip Top** (P).—Similar to the Bubach, but superior to that variety in plant growth and fruit, and very much more productive. Imperfect bloomer, and must be planted near staminate variety. Postpaid, doz. 30c; 100, \$1.00. By express, doz. 25c; 100, 75c; 500, \$2.25; 1,000, \$4.50.

**Bethel** (S).—Large, sweet, dark-colored berry, in shape similar to the Gandy. This berry comes about midseason, is an unusually good table berry. Price postpaid, dozen 30 cts.; 100, \$1.00. By express, doz. 25c; 100, 75c; 500, \$2.25; 1,000, \$4.00.

**Brandywine** (S).—This variety is of vigorous growth, a profuse bloomer, producing berries of large size and of a brilliant and handsome color. It is a good shipper and a fine-flavored berry, equally well adapted for shipping, the home market or private garden. Price, postpaid, doz. 30 cts.; 100, \$1.00. By express, doz. 25 cts.; 100, 75 cts.; 500, \$2.25; 1,000, \$4.00.

**Aroma** (S).—This is an excellent midseason and late berry. It grows to a large size, is of splendid flavor and very productive. Price postpaid, dozen 30 cts.; 100, \$1.00. By express, dozen 25 cts.; 100, 75 cts.; 500, \$2.25; 1,000, \$4.00.

**Bubach** (P).—One of the best and most productive kinds in our list. In vigor of plant, productiveness, large size and profitability, it has no superior. Price postpaid, dozen 30 cts.; 100, \$1.00. By express, dozen 25 cts.; 100, 75 cts.; 500, \$2.25; 1,000, \$4.00.

**Sharpless** (S).—An old and popular variety. Berries of excellent table quality, and grow to a large size. Price postpaid, dozen 30 cts.; 100, \$1.00. By express, dozen 25 cts.; 100, 75 cts.; 500, \$2.25; 1,000, \$4.00.

**Klondyke** (S).—The Klondyke berry grows on a long stem, or rather the heavy-laden bunches of them do. When fully ripe it is of excellent table quality, having a decided flavor, aroma and character of its own. Price, postpaid, doz. 30 cts.; 100, \$1.00. By express, doz. 25 cts.; 100, 75 cts.; 500, \$2.25; 1,000, \$4.50.

**Haverland** (P).—This variety produces large-sized berries of fine quality, and is an excellent mid-season berry for near market or home use. Price, postpaid, doz. 30 cts.; 100, \$1.00. By express, doz. 25 cts.; 100, 75 cts.; 500, \$2.25; 1,000, \$4.00.

**Gandy** (S).—A splendid late berry, well adapted for either market, home use or shipping. The fruit is large and firm, regular in size and shape, handsome and showy. Price postpaid, dozen 30 cts.; 100, \$1.00. By express, dozen 25 cts.; 100, 75 cts.; 500, \$2.25; 1,000 \$4.00.



# POULTRY SUPPLY DEPARTMENT

**PRICES FLUCTUATE.** The prices named below are our prices at this date. Price of Poultry Foods are always subject to market fluctuations. We always fill all orders entrusted to us at lowest ruling prices on date order is received. If prices decline, we give our customers the benefit of it. If they advance, we charge the advance prices.

**Wood's Poultry Grain Food** This mixture contains everything which is needed for the grown fowls—wheat, barley, oats, cracked corn, kafir corn, ground bone and oyster shell, making a complete food, specially recommended for poultry and laying hens at all seasons. Price, 50 lbs. \$2.10; 100 lbs. \$3.90.

**Hollybrook Scratching Food**—This mixture contains a large assortment of cracked and small grains to be used as an exercise food, scattered in the pens to make the hens work for what they get. Price, 50-lb. bag, \$2.25; 100-lb. bag, \$4.15.




**Wood's Scratch Food**—An excellent mixture of various grains properly balanced and contains no grit or oyster shells. Price, 50-lb. bag, \$2.10; 100-lb. bag, \$3.95.

**Hollybrook Forcing Food**—This food is especially prepared for forcing growth, so as to produce early broilers and roasters. Price, 50-lb. bag, \$1.95; 100-lbs. \$3.65.

**Hollybrook Growing Food**—A dry mash food which promotes rapid growth of bone and muscle. Price, 50-lb. bag, \$1.95; 100-lb. bag, \$3.65.

**Hollybrook Developing Food**—This is a special food intended for properly maturing the young chicks after they are ready to be weaned from chick food. Price, 50-lb. bag, \$2.25; 100-lb. bag, \$4.20.

**Hollybrook Laying Food** is a good balanced ration from which to make the morning mash containing all the elements necessary for egg production, and will give most satisfactory results. Price, 50-lb. bag, \$1.95; 100-lb. bag, \$3.65.



**Hollybrook Pigeon Mixture** Containing Cracked Corn.—An ideal mixture of Canada Field Peas, hemp and other grains especially prepared for pigeons. 50-lb. bag, \$2.50; 100-lb. bag, \$4.65.

**Hollybrook Chick Food**—A complete scientifically compounded food for young chicks. Prepared so as to fully nourish and sustain the young chicks from the time of hatching until they are fully developed. Price, 50-lb. bag, \$2.30; 100-lb. bag, \$4.40.

**Green Cut or Mealed Alfalfa** is one of the best green foods for winter use. For winter egg-production, it is absolutely necessary that green food should be fed. Price, 50-lb. bag, \$1.50; 100-lb. bag, \$2.80.

**Pin Head Oats**—This steel-cut oat is of a very high nutritive value. It is easily digested and very valuable as a bone and muscle maker for young chicks. The oat is first hulled and then cut to a desirable size for feeding. Price, 10-lb. bag, \$1.00; 25-lb. bag, \$2.50; 50-lb. bag, \$4.00; 100-lb. bag, \$7.00.

**Poultry Mustard**—Improved digestion means greater nourishment from a given quantity of food; this means more eggs. This is not ordinary table mustard, but is prepared for poultry alone. Feed a teaspoonful for every six fowls; mix with dry meal, then add water. Price, by express, 1½-lb. pkg. 40 cts.; 3-lb. pkg. 70 cts.; 5-lb. pkg. \$1.10; 10-lb. pkg. \$2.00; 25-lb. pail, \$4.50.

**Darling's Meat Crisps**—A clean, wholesome, meat concentrate for poultry. Guaranteed to contain 75 per cent. Protein and will keep perfectly under any condition where ground grain will remain sweet. Darling's Meta Scraps is uniformly ground in three sizes—fine, medium and coarse. Price postpaid, 3-lb. pkg. 45 cts.; 6½-lb. pkg. 88 cts. Price, by express, 3-lb. pkg. 35 cts.; 6½-lb. pkg. 70 cts.

The Wood's Poultry Food is a long way the best I ever used. My hens began earlier and laid more eggs than any of my neighbors. My chicks are healthier and grow faster than any one else's. I am now, and have been for weeks, selling broilers, while my neighbors' chicks are not yet large enough, although older than mine.—MARY E. STEAD, Moore County, N. C.

**Hollybrook Meat Scraps**—A Standard Meat Food for Poultry of All Ages.—For success and profit it is absolutely necessary to supply them with plenty of animal food in winter to take the place of bugs and other insects which they get during the summer months, and to meet this demand we are in position to supply **Hollybrook Meat Scraps**, which contain from 40 per cent. to 50 per cent. protein, the most expensive and most valuable element in poultry foods. We guarantee every bag to be pure, sweet and free from taint, and the goods to be finely ground. Fed from a dry food hopper. Let the fowls help themselves, they will not eat too much. Meat Scraps can also be fed in a wet mash, using a very little at first and gradually increasing until you are feeding about 10 per cent. of the mixture. For fattening feed more freely. Price, 10 lbs. 50 cts.; 50 lbs. \$3.00; 100-lb. bag, \$5.50.

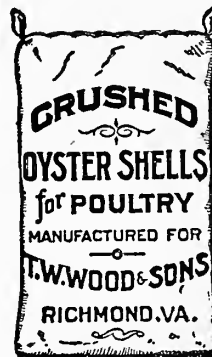


**Blood Meal**—If you want eggs in the winter and early spring, when they sell at the highest prices, you must feed animal food. For this purpose Blood Meal is unexcelled as an egg producer; will make your hens lay, your chicks grow fast, and keep your fowls healthy. Should be mixed with cornmeal, bran or wet food. 10-lb. bag, \$1.50; 25-lb. bag, \$2.50; 50-lb. bag, \$4.75; 100-lb. bag, \$9.25.

**Poultry Bone**—Made from fresh green bone from which the moisture and grease have been extracted, leaving nothing but phosphate of lime and protein. Should be mixed with cornmeal or bran and fed every other day; on alternate days use meat scraps or blood meal. State whether fine, medium, or coarse bone is wanted. We keep all sizes. 10-lb. bag, 80 cts.; 50-lb. bag, \$3.00; 100-lb. bag, \$5.50.

**FLAX SEED.**—Per lb. 10 cts.; 50-lb. bag, \$3.75; 100 lbs. \$7.25.  
**SUNFLOWER.**—Lb. 10 cts.; 10 lbs. for 80 cts.; \$7.00 per 100 lbs.  
**IMPORTED MILLET.**—Lb. 7 cts.; 10 lbs. 60 cts.; 100 lbs. \$5.00.  
**HEMP.**—Lb. 10 cts.; 10 lbs. for 75 cts.  
**BUCKWHEAT.**—Bushel (48 lbs.), \$2.75.

**Crushed Oyster Shells**—Splendid for poultry to help the formation of egg-shells and keeps fowls healthy. Use it freely. Feed alone.

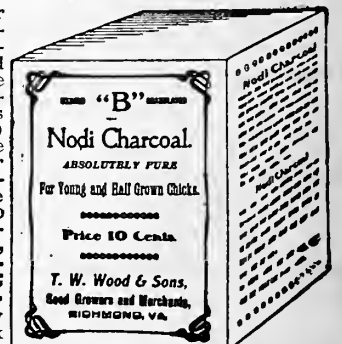


**POULTRY SIZE,** 15 lbs. 30 cts.; 50 lbs. 65 cts.; 100 lbs. \$1.10.

**CHICK SIZE,** 15 lbs. 30 cts.; 50 lbs. 70 cts.; 100 lbs. \$1.25.

**Pearl Grit**—This grit produces greater strength and more eggs than do other grits. The reason is simple. Most grits are grits only. Pearl Grit is the cleanest, whitest, and sharpest grit money can buy, but it also contains a generous supply of those minerals that the laying hen needs so badly in the production of eggs, but seldom receives. It is a double-purpose grit. Pearl Grit contains, besides grit, a large proportion of vitreous (glass) matter which goes to make beautiful plumage and helps a hen to molt quickly. It contains a considerable amount of calcium carbonate (lime) needed in making egg shells. It contains sulphur and carbohydrates needed in making eggs. Price: 5 lbs. 15 cts.; 25 lbs. 40 cts.; 50 lbs. 60 cts.; 100 lbs. 90 cts. Special price in 500-lb. lots.

**Charcoal**—No poultry raiser can afford to be without charcoal. It aids digestion, purifies the blood and promotes the health of the chickens to a wonderful extent. Prepared in three grades—Grade A (fine granulated) for use in mash mixture; Grade B (medium granulated) for small newly hatched to half-grown chicks; Grade C (coarse granulated) for fowls. Put up in 2-lb. paper cartons and 50-lb. paper-lined bags. Postpaid, 2-lb. cartons, 20 cts. By express, 2-lb. cartons, 10 cts.; 50-lb. paper-lined sacks, \$2.00.



I have used your Grain Poultry Food for ten years, also Hollybrook Chick Food, feeding three tons per acre. Have fed other brands, but like "Wood" better.—WM. H. HOOVER, Lincoln County, North Carolina.



# Conkey's Poultry Remedies

**Conkey's Poultry Tonic** —A high quality tonic, egg maker, and regulator, good for young and old birds all the year. Contains no filler—and no cayenne pepper or other harmful ingredient. Helps nature do its work in a natural, normal way. Does not over stimulate. **PRICE, POSTPAID, 1½-lb. pkg. 33 cts.; 3¼-lb. pkg. 72 cts.; 12-lb. pail \$1.70. PRICE, BY EXPRESS, 1½-lb. pkg. 30 cts.; 3¼-lb. pkg. 60 cts.; 12-lb. pail \$1.40; 25-lb. pail \$2.75.**

**Conkey's Roup Remedy** —Known to every poultryman. A wonderful remedy that quickly reduces the swelling and brings the bird back to normal. Given in the drinking water. **PRICE, POSTPAID, small size, 36 cts.; medium size, 66 cts.; large size, \$1.28. PRICE, BY EXPRESS, small size, 30 cts.; medium size, 60 cts.; large size, \$1.20.**

**Conkey's Bronchitis Remedy** —A penetrating healing oil that allays the inflammation in the bronchial tubes. Stops the rattling and effort to breathe. **PRICE, POSTPAID, 66 cts.; PRICE, BY EXPRESS, 60 cts.**

**Conkey's Cholera Remedy** —For indigestion and so-called cholera in growing and grown birds. Given in drinking water quickly overcomes the diseased, feverish condition. **PRICE, POSTPAID, small size 36 cts.; large size, 66 cts. PRICE, BY EXPRESS, small size 30 cts.; large size 60 cts.**

## Conkey's Chicken Pox (Sorehead) Remedy

Package contains salve for application on sores and a blood purifying tonic. Easily applied. **PRICE POSTPAID, small size 36 cts.; large size 66 cts. PRICE BY EXPRESS, small size 30 cts.; large size 60 cts.**

**Conkey's Gape Remedy** —Consists of a sneezing powder for sprinkling over the chicks and a tonic for strengthening the entire system. **PRICE POSTPAID, small size 36 cts.; large size 66 cts. PRICE BY EXPRESS, small size 30 cts.; large size, 60 cts.**

**Conkey's Poultry Worm Remedy** —Should be given at fixed intervals at least four times a year to the entire flock. Given in the food. A treatment that is very important. **PRICE POSTPAID, small size 36 cts.; large size 66 cts. PRICE, BY EXPRESS, small size 30 cts.; large size 60 cts.**

**Conkey's White Diarrhoea Remedy** —To be given to young chicks from the first drink until they are three weeks old. Aids wonderfully in preventing the development of this dread disease. **PRICE, POSTPAID, small size 36 cts.; large size 66 cts. PRICE BY EXPRESS, small size 30 cts.; large size 60 cts.**

**Conkey's Limberneck Remedy** —Made especially for the treatment of the poisoning which causes this trouble. A powerful remedy capable of producing a quick response to the treatment if case is taken in time. **PRICE POSTPAID, 66 cts.; BY EXPRESS, 60 cts.**

**Conkey's Scaly Leg Remedy** —A penetrating salve that rapidly destroys the mites causing the scaly growth. Also desirable for brightening up the legs of show birds. **PRICE POSTPAID, 36 cts.; PRICE BY EXPRESS, 30 cts.**

**Conkey's Head Lice Ointment** —For destroying the murderous head louse. Comes in tube form. **PRICE POSTPAID, 15 cts. and 30 cts.**

**Conkey's Lice Powder** —A particularly efficient preparation for the treatment of the body louse. **PRICE POSTPAID, 5-oz. pkg. 21 cts.; 15-oz. pkg. 36 cts.; 48-oz. pkg. 72 cts.; 100-oz. pkg. \$1.60. PRICE BY EXPRESS, 5-oz. pkg. 15 cts.; 15-oz. pkg. 30 cts.; 48-oz. pkg. 60 cts.; 100-oz. pkg. \$1.20.**

**Conkey's Lice Liquid** —A powerful liquid for use in spraying the poultry house. Rids the house of mites if used consistently. 1 qt. 50 cts.; ½ gal. 75 cts.; 1 gal. \$1.25; 5 gals. \$5.50. **EXPRESS EXTRA.**

**Conkey's Nox-i-cide** —An all-round disinfectant, germicide and insecticide. Emulsifies in water and is so powerful that a small quantity accomplishes remarkable results. Desirable for use in the house, poultry house, or stable. 1 pt. 40 cts.; 1 qt. 70 cts.; ½ gal. \$1.00; 1 gal. \$1.75; 5 gals. \$7.50. **EXPRESS EXTRA.**

**Conkey's Buttermilk Starting Food** is a well balanced, carefully made food, that will bring results. It supplies buttermilk to the chicks in dry form with only the water eliminated. The rich, pure buttermilk is mixed with a combination of clean, wholesome grains balanced just right for the sensitive organs of the little chick. The lactic acid acts as a preventative measure against disease; the buttermilk and grains make the chick grow wonderfully fast, solid and sturdy. **PRICE, POSTPAID, 1-lb. pkg. 23 cts.; 3-lb. pkg. 47 cts.; 6½-lb. pkg. 83 cts. PRICE, BY EXPRESS, 1-lb. pkg. 15 cts.; 3-lb. pkg. 35 cts.; 6½-lb. pkg. 65 cts.**

# Sterling Poultry Remedies

This is a meat food and a tonic conditioner that makes hens lay. It is com-

**STERLING EGG MAKER**

pounded according to a scientific formula and contains animal protein and nitrogenous extracts in a highly concentrated form. This condimental food takes the place of insect life, when bugs, worms, etc., which are natural animal food, cannot be obtained. It will shorten the moulting period, bring on an early egg production and keep up the fowl's strength. At first feed every day at the rate of two table spoons to a quart of meal or wet food, afterward two or three times a week and when the hens commence laying freely it can be discontinued. **PRICE, 2½-lb. pkg. 35 cts. POSTPAID. BY EXPRESS, 2½-lb. pkg. 25 cts.**

**Sterling Roup Remedy** Roup is a deadly disease, but, if taken in its early stages with the use of our **Sterling Roup Remedy**, you will prevent much loss among your poultry. When first you detect any signs of frothiness or bubbles in the corner of the eyes, or sneezing, snuffles, or a water discharge from the eyes and nostrils, you should not lose time in separating these fowls from the rest of the flock. **PRICE POSTPAID, small size, 31 cts.; large size, 56 cts. PRICE BY EXPRESS, small size, 25 cts.; large size, 50 cts.**

**Sterling Cholera Remedy** Sterling Cholera Remedy is one of the best possible remedies for cholera in all its forms and stages. Cholera is the most deadly disease affecting poultry, therefore every poultryman should take every precaution to keep his fowls free from this disease. This is put up in powder form, so it can be given to the fowls very easily by putting it in their drinking water. **PRICE POSTPAID, 56 cts.; PRICE BY EXPRESS, 50 cts.**

**Sterling Microzone** —A wonderful remedy for the prevention and cure of roop, cholera, bowel complaint, sore head, etc. In all cases where the fowls are sick or not doing well, a little Microzone should be given every day in the drinking water of all the fowls, as it not only cures the sick, but prevents contagion. Put up in liquid form at **50 cts. per 12-oz. bottle, by express.**

**Sterling Lice Powder** This preparation is carefully compounded and contains no carbolic acid or other chemicals which will injure the fertility of the eggs. It is easy to apply, sure in effect, and can be used in the nest of setting hens without injuring the young chicks or eggs. Vermin will weaken the fowl and make them susceptible to all diseases, which reduces the egg production, also the vitality. For lice on cattle and fleas on dogs, **Sterling Lice Powder** is a most effective remedy. **PRICE POSTPAID, 5-oz. box 16 cts.; 15-oz. box 33 cts.; 48-oz. box 62 cts.; 100-oz. box \$1.20. PRICE BY EXPRESS, 5-oz. box 10 cts.; 15-oz. box 25 cts.; 48-oz. box 50 cts.; 100-oz. box \$1.00.**

**Sterling Liquid Lice Killer** Sterling Lice Paint is a scientifically compounded preparation for killing lice, mites and their parasites on fowls, but which also does excellent execution on lice and ticks on sheep, hogs, horses and cattle. For poultry it is simply used by sprinkling or spraying on the roosts, which form a vapor or gas of the same weight as the air, which hovers about the bodies of the fowls while they sleep, penetrating the feathers and killing all the insects there. Directions for use on every can. **PRICE: 1-qt. can 40 cts. each; 2-qt. can 70 cts. each; 1-gal. can \$1.10 BY EXPRESS.**

**Sterling Disinfectant** Is unexcelled for disinfecting poultry houses and runs, stables, dog kennels, toilet or any place where a good germ or odor destroyer is needed. One gallon will make 100 gallons of disinfectant. **1-qt. can 60 cts.; ½ gal. \$1.00; 1 gal. \$1.75, BY EXPRESS.**

**Sterlingworth Diarrhoea Remedy** A guaranteed remedy for white diarrhoea in young chicks and for dysentery, diarrhoea and all bowel troubles in full-grown fowls. It is the old original White Diarrhoea Powder. It is used in the drink of the fowls and chicks. They take their own medicine. We know of nothing to equal it. Keep the remedy on hand and use some in the "little fellows" drink when they are two days old. **PRICE, trial size 25 cts. POSTPAID; box sufficient for several flocks 50 cts. POSTPAID.**



**Sterlingworth Water Glass** This preparation is put up especially for preserving eggs. Eggs put down in this solution will keep fresh for ten months. One gallon makes sufficient solution for 50 dozen eggs. **Price: 1-qt. can 40 cts. each; 1-gal. can \$1.00 each.**



**Rust's Egg Producer** —One of the best and most satisfactory preparations we have ever sold for feeding to poultry to increase egg production. Our customers who have used it speak in the highest praise of it, saying that it not only largely increases the quantity of eggs, but improves the appearance and condition of the poultry. Feed every day, at first, at the rate of one tablespoon to a quart of meal or wet food; afterwards two or three times a week, and when the hens commence laying freely it can be discontinued. **PRICE POSTPAID, 1-lb. pkg. 33 cts.; 2½-lb. pkg. 60 cts.; 6-lb. pkg. \$1.18; 10-lb. pkg. \$1.75. PRICE BY EXPRESS, 1-lb. pkg. 25 cts.; 2½-lb. pkg. 50 cts.; 6-lb. pkg. \$1.00; 10-lb. pkg. \$1.50; 25-lb. pkg. \$3.50.**

**Rust Haven's Climax Condition Powder** —A first-class preparation for poultry and cattle. A splendid preventive and cure for cholera and other poultry diseases; it tones up the system and greatly improves the plumage after the trying moulting season. It is also a good medicine for hogs, cattle and horses, and gives splendid satisfaction to our customers who use it. **PRICE POSTPAID, 13-oz. pkg. 33 cts.; 32-oz. pkg. 60 cts.; 5-lb. pkg. \$1.18; 8-lb. pkg. \$1.74. PRICE BY EXPRESS, 13-oz. pkg. 25 cts.; 32-oz. pkg. 50 cts.; 5-lb. pkg. \$1.00; 8-lb. pkg. \$1.50; 20-lb. pkg. \$3.50.**

**Rust's Soluble Roup Powder** —An excellent remedy for roup, catarrh, colds, etc., of fowls and pigeons. **PRICE POSTPAID, 4-oz. box 31 cts.; 9-oz. box 56 cts.; 20-oz. box \$1.08. PRICE BY EXPRESS, 4-oz. box 25 cts.; 9-oz. box 50 cts.; 20-oz. box \$1.00.**

**Rust's Havens Roup Pills**

—These pills act directly upon the glands and mucous membrane, allay all tendency to fever and carry off all morbid matter from the system. **PRICE, POSTPAID, 50 pills in a box 31 cts.; box of 112 pills 56 cts.; box of 250 pills \$1.06. PRICE BY EXPRESS, box of 50 pills 25 cts.; box of 112 pills 50 cts.; box of 250 pills \$1.00.**



**Rust's Lice Killing Powder** —Contains no naphthalene or other odorous ingredients, it does not affect the flavor of eggs or injure them for hatching when fowls or nests are dusted with it. Directions on each box. **PRICE POSTPAID, 5-oz. box 16 cts.; 16-oz. box 33 cts.; 48-oz. box 62 cts. PRICE BY EXPRESS, 5-oz. box 10 cts.; 16-oz. box 25 cts.; 48-oz. box 50 cts.**

**Rust's Liquid Lice Killer** is an instantaneous disinfectant. It prevents and destroys germs, vermin and bad odors. **1-qt. cans 35 cts.; 2-qt. cans 60 cts.;**  
**CARBOLA** The Disinfectant that Paints. Carbola is infinitely superior to lime, which loses what slight disinfecting qualities it ever had by slacking when exposed to the air. Very much better than kalsomine or whitewash because it paints just as clean and bright a white, but will not chip, scale or peel off—no matter how many coats are applied. It may be used on either stone, brick, wood, metal or cement, and can be put on over a whitewashed or painted surface. Can be applied with either sprayer or brush. **Price, trial pkg., post-paid 35 cts., by express 25 cts.; 10-lb. pkg. by express \$1.00; 20-lb. pkg. by express \$2.00; 50-lb. pkg. \$4.00.**

**MACNAIR'S CHICKEN POWDER** —Feed your chicks on Macnair's Chicken Powder, and if these barn yard pests eat a chick which has been fed on it they will surely die. On account of the peculiar construction of the stomachs of these animals, what is life to chicks and turkeys is death to hawks. This powder is a medicine that gives wonderful results in safeguarding against and curing Cholera, Gape, Roup, Limber Neck, Indigestion and Diarrhoea. **PRICE, sample package, postpaid, 41 cts. Larger package (not mailable) 35 cts. BY EXPRESS.**

**HACKETT'S GAPE CURE** —An excellent remedy for this deadly disease. It is not given internally, but simply dusted over the chicks and they inhale the dust, which kills the worms and germ. **PRICE POSTPAID, 41 cts. each. PRICE BY EXPRESS, 35 cts. each.**

**CYPHERS POULTRY REMEDIES**

- Remedy No. 1.**—For Bronchitis.
  - Remedy No. 2.**—For Colds when accompanied by watery discharge from eyes.
  - Remedy No. 3.**—For Chicken Pox.
  - Remedy No. 5.**—For Chronic Roup and all forms of Canker.
  - Remedy No. 7.**—For Ulcers and Diseases of the Skin.
  - Remedy No. 8.**—For Rheumatism and Cramps.
  - Remedy No. 9.**—For Worms.
  - Remedy No. 10.**—For Diseases of Egg Organs.
- PRICE POSTPAID, 27 cts. each; BY EXPRESS 25 cts. each.**

**Cyphers' Lice Powder** —An excellent preparation for killing lice on fowls. **PRICE POSTPAID, 5-oz. box 16 cts.; 15-oz. box 31 cts.; 48-oz. box 62 cts.; 100-oz. box \$1.20. PRICE BY EXPRESS, 5-oz. box 10 cts.; 15-oz. box 25 cts.; 48-oz. box 50 cts.; 100-oz. box \$1.00.**

**Cyphers' Lice Paint** —For painting roosts. **1-qt. can 25 cts.; 2-qt. can 60 cts.; 1-gal. can \$1.00 BY EXPRESS.**


**Napcreol** —For disinfecting poultry houses, etc. **1-qt. cans, 50 cts.; ½-gal. 85 cts.; 1 gal. \$1.50 BY EXPRESS.**

**Egg Boxes and Carriers**

**Eyrie Egg Boxes** —Specially made for shipping or delivering eggs for setting by express. They are made of corrugated paper, which is the best packing material known. It provides a cushion, which, while elastic, will not crush. The insertion of the handle automatically locks the box. The handle also prevents the putting of anything on top of the box, and provides a means of handling it, thus limiting the liability of rough usage by the express agent. These boxes packed weigh less than three pounds, which makes the express rate to any point in the United States very low. **PRICE POSTPAID, 15-egg size \$2.50 per doz.; 30-egg size \$3.65 per doz. PRICE BY EXPRESS, 15-egg size \$2.25 per doz.; 30-egg size, \$3.25 per doz.**

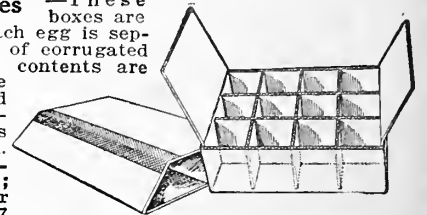
**Humpty Dumpty Folding Egg Crate**

—A safe and convenient folding, shipping crate for eggs. Made of hard wood with wire rod through corners and card board division and fillers. Fig. 1, folded flat; fig. 2, set up closed; fig. 3, set up open; fig. 4, shows half doz. complete, ready for shipment.



Capacity.	Each, Postpaid.	Each, By Express.	Per Doz., By Express.
3-doz. egg size.....	\$ .42	\$ .30	\$3.00
6-doz. egg size.....	.49	.35	3.25
9-doz. egg size.....	.56	.40	3.50
12-doz. egg size.....	.63	.45	3.75
15-doz. egg size.....	.70	.50	4.25
30-doz. egg size.....	1.35	1.00	8.00

**Parcel Post Egg Boxes** —These boxes are so constructed that each egg is separated by a thickness of corrugated board and the entire contents are surrounded by a double wall of air-cushioned corrugated board. Absolute protection is therefore assured. **PRICE POSTPAID, 1-doz. size, \$1.20 per doz.; 2-doz. size, \$1.70 per doz.; 3-doz. size, \$2.27 per doz.; 4-doz. size, \$1.41 per ½ doz.; 5-doz. size, \$1.65 per ½ doz.; 6-doz. size, \$1.94 per ½ doz. PRICE BY EXPRESS, 1-doz. size, \$1.00 per doz.; 2-doz. size, \$1.40 doz.; 3-doz. size, \$1.85 per doz.; 4-doz. size, \$2.30 per doz.; 5-doz. size, \$2.70 per doz.; 6-doz. size, \$3.20 per doz.**



**Anderson Folding Egg Boxes** are made of corrugated paper with double-faced corrugated paper partitions protecting each individual egg. Cannot be used for sending eggs by mail. **PRICE, 50-egg size, \$3.00 per doz., shipping weight 2 lbs. and 2 ozs. each; 100-egg size, \$5.00 per doz., shipping weight 3 lbs. and 4 ozs. each.**

**Farmers' Modern Egg Carriers** —A safe and convenient crate for carrying eggs to market. The individual carriers, holding one dozen eggs, are made of tough jute boards with compartment divisions. These carriers are placed in a crate made of light lumber, well balanced and strong enough to withstand any use. **PRICES BY EXPRESS, 8-doz. size, \$1.00; 18-doz. egg size, \$1.50.**



# POULTRY HELPS AND APPLIANCES



**Standard Wall Fountains** are made of the best galvanized iron and will last many years with the proper treatment. It can be hung on wall of a building or against an upright post or board at any height. A hood projects over the water trough and prevents the water from becoming soiled. **PRICE POSTPAID, 2-qt. size 81 cts.; 1-gallon size 93 cts.; 2-gallon size \$1.20; PRICE BY EXPRESS, 2-qt. size 75 cts.; 1-gallon size 85 cts.; 2-gallon size \$1.10.**

## Drop Bottom Wall Fountains

These drop-bottom drinking fountains are new, and made of No. 28-gauge galvanized steel. The bottom can be swung open with one hand, as it is secured by one spring in the front, while most fountains have a spring on each side, requiring both hands to open; even then they are opened with considerable trouble. The rod which extends through the hinge of the drop bottom is made of solid brass, preventing possibility of rust or of breaking off. **PRICE POSTPAID, 2-qt. size 75 cts. PRICE BY EXPRESS, 2-qt. size 75 cts.**



**Nesco Sanitary Drinking Fountains** are made in three sizes; the top is made cone-shape; which is a great advantage. It prevents the chickens from roosting on top of them, which is so often the case with a flat-top fountain, and keeps the water fresh and clean. **PRICE POSTPAID, small size 41 cts.; medium size 48 cts.; large size 58 cts.; PRICE BY EXPRESS, small size 35 cts.; medium size 40 cts.; large size 50 cts.**

**Peerless Wall Fountains** are something new and extra serviceable in the way of poultry fountains. They are made with a detachable bottom which makes them easy to clean and keep clean. **PRICE POSTPAID, 1-qt. size 46 cts.; 5-qt. size 85 cts.; 10-qt. size \$1.39. PRICE BY EXPRESS, 1-qt. size 40 cts.; 5-qt. size 75 cts.; 10-qt. size \$1.25.**



## Economic Poultry Fountain and Feeder



—These pans make one of the finest feeders that we know of. In the first place there is nothing loose—only one part. Nothing to get lost. The feet supporting the thread socket into which the Mason jar screws are firmly electric welded to the bottom of the pan. They can be used for either food or water and afford a constant clean supply. We do not furnish the glass jar, but any Mason jar will fit them. **PRICE POSTPAID, small size 36 cts.; large size 41 cts. PRICE BY EXPRESS, small size 30 cts.; large size 35 cts.**

**The Practical Egg Tester** —This Tester is eighteen inches high, ten inches deep, and ten inches wide, and is just the tester for use on large duck and broiler farms. It is equipped with an extra strong reflector of superior quality. The eggs are held against the hole in the cloth end of the testing tube, bringing in view the development of the contents of the eggs, making it possible to discover the degree of fertility. **PRICE, complete, including box, lamp and reflector, \$1.50 BY EXPRESS.**



**The X-Ray Egg Tester** —The X-Ray Tester is designed for use on ordinary lamp and fits over any style of burner. These testers are thoroughly practical, and where small numbers of eggs are to be tested will answer the purpose as well as the Practical Egg Tester. **PRICE POSTPAID, 31 cts. each. PRICE BY EXPRESS, 25 cts. each.**

**Porcelain Nest Eggs** —These eggs are made of first-class flint glass. They do not break easily and will last a lifetime. **PRICE POSTPAID, 35 cts. per doz. BY EXPRESS, 2 for 5 cts.; doz. 25 cts.**

**Lice Killing Nest Eggs** —A lice destroyer and nest egg combined. Place in the corner of the nest or under nesting materials, and they will keep the nest sweet and clean. **PRICE POSTPAID, 10 cts. each; 60 cts. per dozen. BY EXPRESS, 5 cts. each; 50 cts. per dozen.**

**Standard Dry Food Hopper** —These Standard Dry Food Hoppers are made somewhat similar to the Shell and Grit Box, but larger. It is a practical labor and food saving device for feeding dry grain food, either whole or ground. They have two compartments, the larger for grain mixture, holding about six quarts, and the smaller one for beef scraps, holding about three quarts. Those who are interested in dry feeding and desire to economize on the cost of grain and beef scraps cannot afford to be without the Dry Food Hopper. **PRICE POSTPAID, \$1.12 each. PRICE BY EXPRESS, \$1.00 each; \$10.00 per dozen.**



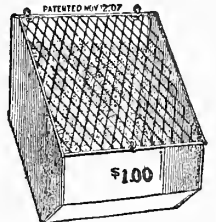
**Grit and Shell Box** —This box is manufactured from the best galvanized iron and contains three compartments for food, shells or grit. It can be hung up against the wall at any height desired, and is a thoroughly first-class article, practically indestructible, and will last a lifetime. It is the best self-feeding "food hopper" on the market. By the use of these self-feeding boxes practically every particle of grit, oyster shells, bone, meal, forcing food, grain, scraps and other materials supplied will be properly used, preventing all waste, and thus increasing the profits. **PRICE POSTPAID, 85 cts. each. PRICE BY EXPRESS, 75 cts. each; \$7.00 per doz.**



**One-Two-Three Feeder** —For feeding Dry Mash Scraps, Grit, Oyster Shells, Charcoal or any poultry feed. The separator can be arranged so as you can have one, two or three compartments. When used for one kind of feed take out the separator; for two kinds put separator in one end; when used for three kinds, say scraps, shell and grit, put separator in the middle and you have three compartments. **PRICE POSTPAID, small size \$1.10; large size \$1.50. PRICE BY EXPRESS, small size \$1.00; large size \$1.25.**



**Boston Dry Food Hopper** is made of galvanized sheet iron and is practically indestructible and will last a lifetime. It is also absolutely rat-proof and positive in this action. **PRICE POSTPAID, small chick size, holds 1/2 peck, \$1.39; medium size for beef scraps, grit, etc., \$1.14; large size, for dry feed, \$1.50; PRICE BY EXPRESS, small chick size, \$1.25; medium size, \$1.00; large size, \$1.25.**



**Hub Chicken Feeder** is sanitary, keeps feed clean and dry, chickens cannot get into it and waste the feed. **PRICE POSTPAID, 9-inch feeder, 48 cts.; 15-inch feeder, 70 cts. PRICE BY EXPRESS, 9-inch feeder, 40 cts.; 15-inch feeder, 60 cts.**

## Sexton's Dry Food Hopper

—This hopper is arranged to hang on the wall the desired distance from the floor. It is impossible to waste any feed, as the pan at the bottom takes any feed that may be picked out. The body being covered keeps the feed dust-proof, clean and dry. Made of galvanized iron, and the grating is of round galvanized wire, preventing the poultry from cutting their bills. **Price, 12-qt. size \$1.50 each by express.**



## JUNIOR CHICK FEEDER

—A simple, practical and sanitary feeder for little chicks. Note shape of feeding spaces—the chick can feed with ease, but cannot get inside. By the use of this feeder the feed is kept clean, will not



waste, cannot be fouled by the chicks. Can be used for dry mash, grain sour milk or water. **Price POSTPAID, 41c each. BY EXPRESS, 35c each.**



**Mann's Green Bone Cutters**

—We confidently recommend these bone cutters for we are certain that there is no better green bone cutter manufactured. Green cut bone is one of the best foods for egg production. No. 5 B, \$10.00; No. 7, on stand, \$15.00.




**Blackhawk Grinding Mill**

—A most useful and substantial machine for poultrymen, as well as for farm and family use. By the use of this machine you can always have fresh Graham Meal, as well as corn meal for the table. It is easily taken apart for cleaning, and is easily adjusted for fine or coarse grinding. Is adapted for grinding all kinds of grain and seeds, such as wheat, corn, rye, kaifir corn, sunflower seed, etc., but cannot be used for bones or shells. **PRICE, \$3.50.**



**Family Grist Mill**

—This mill is made especially to grind Graham Flour, Rice, Corn Meal, Coffee, Spices, etc., for table use. It can also be adjusted for merely cracking the grain if desired. The grinding surfaces are very hard and ground off perfectly true on emery wheels. The shaft is steel. Diameter of hand wheel 20 inches. Weight 29 lbs. Capacity 1 lb. in 2 minutes. **PRICE, \$5.00 each.**



**Dry Bone and Shell Mill**

is the best thing for grinding dry bones, oyster shells and coarse grain, like corn. The low price at which it is sold is within the reach of every poultryman. **PRICE, \$5.00 each.**



**Gape Worm Extractors**

—When gape worms lodge in the wind-pipe they must be extracted, if the chicken is to recover. The gape worms, if there are any, will be found adhering to the walls of the wind-pipe. **PRICE POSTPAID, 30 cts.**

**Philadelphia Poultry Marker**

—This marker is two sizes—one for chicks and one for adult fowls. The sizes of holes punched are shown by the black dots printed at the side of this marker. The size made for adult fowls is too large for proper use on newly hatched chicks. **PRICE, each, 30 cts. POSTPAID.**



**Cyphers Perfect Poultry Punch**


—This punch is so simple in construction that it will appeal to all as a practical tool. It makes a good, clear, clean cut, and does not mutilate the web, as do many cheaper punches. These punches are made expressly for us, and we guarantee them to meet all requirements. **PRICE POSTPAID, each, 56 cts. Price by Express 50 cts. each.**



**Champion Leg Bands**

—Give perfect satisfaction. They are neat, light, strong and durable; easily and quickly put on and guaranteed to stay on. This band is made in one piece, in two sizes, adjustable to fit any fowl. It is made of aluminum, large size for Asiatic elass and turkeys; small size for Plymouth Rocks and smaller breeds. **PRICE, 12, 15 cts.; 25, 30 cts.; 50, 50 cts.; 100, 75 cts. POSTPAID.**

**Shipping Coops FOR FANCY POULTRY.**—These coops are light, strong and easily put together, is a closed coop made of light lumber, having a two-inch opening front and back under slatted top so as to give the fowls plenty of fresh air when shipping. They are made in sizes as follows. Shipped knocked down



12 inches long by 18 inches wide by 18 inches high, 1 bird size, 40 cts. each \$4.00 per dozen.  
18 inches long by 18 inches wide by 18 inches high, 2 bird size, 45 cts. each \$4.50 per dozen.  
18 inches long by 21 inches wide by 21 inches high, 3 bird size, 50 cts. each \$5.00 per dozen, BY EXPRESS.

**Poultry Killing Knife**



—Every poultry raiser who kills and dresses for market either chickens, ducks, geese or turkeys, should own one of these knives. They are made of finely tempered instrument steel and will last a lifetime. **PRICE POSTPAID, 50 cts. each.**

**EXTRAS FOR STANDARD CYPHERS INCUBATORS AND BROODERS**

When ordering extras for either incubator or brooder, list the size and style of machine; also the year manufactured. We carry the following in stock and can forward promptly:

**Incubator Thermometers**

—The best incubator or brooder thermometer is worthless unless the thermometer used therein is accurate. Hundreds of hatcheries in incubators fail because of inferior thermometers, and numbers of chickens are killed in brooders owing to defective or worthless thermometers. The thermometer here listed is thoroughly tested before shipped. **PRICE, 75 cts. POSTPAID.**



**Brooder Thermometers**

—Each, **POSTPAID, 75 cts.**

**Incubator Hygrometers**

—Should be used by one who has an incubator. They regulate moisture accurately, overcoming the trouble so many have with chickens "dead in the shell." **\$1.50 each, POSTPAID.**

**LAMPS** with burner and wick complete for No. 0 incubator, \$1.38 postpaid; by express, \$1.30 each. For Nos. 1, 2 and 3 incubators, \$1.70 postpaid; by express, \$1.60 each.

**LAMP BOWLS** without burner for No. 0 incubator, 88 cts. postpaid; by express, 80 cts. each. For Nos. 1, 2 and 3 incubators, \$1.10 postpaid; by express, \$1.00 each.

**LAMP BURNERS.** For No. 0 incubator, 46 cts. postpaid; by express, 40 cts. each. For No. 1 incubator, 70 cts. postpaid; by express, 60 cts. each. For Nos. 2 and 3 incubator, 85 cts. postpaid; by express, 75 cts. each.

**TIN DISC AND WIRE** (state size of incubator), 23 cts. each postpaid.

**CONNECTING RODS.** For Nos. 0, 1, 2, or 3 incubator, 50 each postpaid.

**WIRE HANGER FOR INCUBATOR THERMOMETER** (state of incubator), 30 cts. each postpaid.

**LAMP WICKS.** For Nos. 0 and 1 incubators, 25 cts. per doz. postpaid. For Nos. 2 and 3 incubators, 30 cts. per doz. postpaid.

**BROODER LAMP** complete with burner and wick for 1901 brooder, \$1.38 postpaid; by express, \$1.30 each.

**CONNECTING ROD FOR ADAPTABLE HOVER,** 35 cts. each postpaid.

**CYPHERS' INCUBATORS AND BROODERS**

We are the authorized agents for Cyphers' Fire-Proofed Incubators and Brooders and handle them in large quantities, so we can sell them at exactly factory prices, free on board cars, Richmond, Va., as follows:

**PRICES OF CYPHERS' SELF-REGULATING FIRE-PROOFED INCUBATORS.**

No. 0—70-egg size	\$18.00
No. 1—144-egg size	28.50
No. 2—241-egg size	41.00
No. 3—350-egg size	49.00

Cyphers' Portable Hover	12.50
Cyphers' Adaptable Hover	12.50

**PRICES OF CYPHERS' SELF-REGULATING FIRE-PROOFED BROODERS.**

Style A.—Outdoor, Self-Regulation. Three Apartment Combination Brooder and Colony House; size 32x32 inches.	\$2
Style B.—Outdoor (formerly style A). Self-Regulating. Three Apartment Brooder and Colony House; size 32x64 ins.	2
<b>PARADISE BROODER.</b> A most successful, convenient and nominal indoor brooding device for small flocks. Suitable all-year-round use in any well lighted room or apartment.	
Base Section	\$24.00
Upper Section	16.00







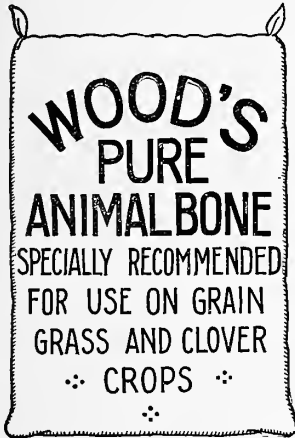


# HIGH-GRADE FERTILIZERS FOR FALL USE

PRICES SUBJECT TO CHANGE WITHOUT NOTICE

## Wood's Pure Animal Bone

A First-Class Article of Finely-Ground Bone



**Analysis.**—Ammonia, 4½ per cent.; Bone Phosphate of Lime, 50 per cent.; equivalent to phosphoric acid, 23 per cent. **Price, per bag of 100 lbs. \$2.25; bag of 200 lbs. \$6.25; ton, \$60.00.**

Pure Animal Bone is one of the best and most satisfactory fertilizers that the farmer can use. It can always be relied upon to give excellent results upon the growing crops, at the same time acting as a permanent improver, showing its results for several years afterwards wherever it is applied. It is the best of dry-weather fertilizers, as, if it is prevented by drought from acting, its strength still remains in the soil, and is thus available when seasonable weather comes on, or for later crops.

It is ordinarily used at the rate of 300 to 500 pounds to the acre, although heavier applications are frequently made. It should be covered or incorporated with the soil at the same time as applied, in order to prevent the escape of ammonia.

## Standard Bone Meal

**ANALYSIS.**—Ammonia, 3 per cent.; Bone Phosphate of Lime, 50 per cent.; equivalent to Phosphoric Acid, 22 per cent. **Bag of 200 lbs. \$5.25; ton, \$50.00.**

A first-class fertilizer for general use, giving not only immediate effects, but also lasting and beneficial results. It is steamed bone, not quite as high in analysis as our Pure Animal Bone, but is an excellent fertilizer, and has given the very best results and satisfaction to our customers wherever used. While it can be used to advantage upon all crops, it is especially recommended for grain and grass and clover crops.

## Wheat Fertilizer

**Analysis.**—Ammonia, 1 to 2 per cent.; phosphoric acid, 10 to 11 per cent.; potash, 1 per cent. **Bag of 200 pounds, \$4.25; ton, \$41.00.**

This is specially prepared for the wheat crop, containing the necessary ingredients to issue successful crops. It will largely increase the yield and quality of the grain, besides proving of permanent benefit to the land. Use 300 to 400 lbs. per acre.

## Grain and Grass Fertilizer

**Analysis:** Ammonia, 2 to 3 per cent.; Phosphoric Acid, 9 to 10 per cent.; potash, 1 per cent. **Bag of 200 lbs., \$4.75; ton, \$46.00.**

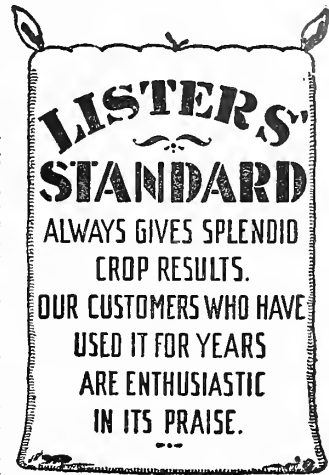
This brand is specially prepared for all grain and grass crops. It is quick-acting and at the same time lasting in its results, largely increasing the grain crop, and at the same time acting as a permanent improver, thus also benefitting the grass or clover crop materially, or leaving the land in better condition for any other crop that may follow the grain crop. Use 300 to 400 pounds per acre when drilled with the grain. When broadcasted, use at the rate of 400 to 500 pounds per acre, and it is better to apply it before seeding the grain and to harrow all in together.

## Listers' Standard Superphosphate of Lime

(REVISED 1916)

**Analysis:** Ammonia, 3 per cent.; phosphoric acid, 9 per cent.; soluble potash, 1 per cent. **Bag of 200 lbs. \$5.60; ton \$55.00.**

Listers' Standard is a complete manure, containing all the elements of plant-food, and can be used on any crop as a substitute for stable manure, or, used with it, will give much better results than the use of manure alone. It gives the most satisfactory results on all farm and vegetable crops, being especially recommended for both late and early cabbage, potatoes and corn. It is also excellently adapted for use on grain crops, especially those to be followed by grass. Our customers who have used it for years pronounce it to be one of the most reliable fertilizers for all seasons that they have ever used.



## Vegetable Fertilizer

**Analysis:** Ammonia, 3 to 4 per cent.; Phosphoric Acid, 8 to 10 per cent.; potash, 1 per cent. **Bag of 200 lbs., \$5.35; ton, \$52.00.**

This fertilizer is especially prepared and highly recommended for all vegetable crops. Use 300 to 400 lbs. per acre in hills or drills, or 600 to 800 lbs. per acre broadcast. A good substitute for stable manure, or can be used in connection with it.

## General Crop Fertilizer

**Guaranteed Analysis.**—Ammonia, 1½ per cent.; available Phosphoric Acid, 12 per cent.

**Bag of 200 lbs., \$4.00; ton, \$39.00.**

**A Soluble Phosphate, with Ammonia.**—This fertilizer furnishes not only abundant quantities of Phosphoric Acid, but also Ammonia, and can be used with or without farm manure, in the drill or broadcast, on all fall grain crops.

Use 600 to 800 pounds per acre, broadcast.

## Mapes' Potato Manure (War Brand)

**Analysis:** Ammonia 4½ to 5 per cent.; phosphoric acid 8 to 10 per cent. (available 8 per cent.); soluble potash, actual 1 per cent.

**Price: Per bag of 200 lbs. \$7.50; per ton, \$72.00.**

Produces better and smoother potatoes and makes a much larger yield. It is specially prepared and recommended for both Irish and Sweet Potatoes, and also gives excellent results on Asparagus, early vegetables, Tomatoes, Sugar Beet, Sorghum, Sugar Cane, Sweet Corn, and is also well adapted and gives the most satisfactory results on Strawberry and all small fruits. Use about 400 lbs. per acre in drill for Irish Potatoes, or about 800 lbs. per acre broadcast; for Sweet Potatoes 200 to 400 lbs. per acre in drill.

## High-Grade Acid Phosphate

16 PER CENT.

**Price: Per 200 lbs., \$3.00; per ton, \$28.00.**

## Thomas Phosphate, or Basic Slag

**Price: Per bag of 100 lbs., \$1.50; per ton of 20 bags, \$26.00.**

## Hyacinths, Tulips, Narcissus and Other Bulbs for Fall Planting

We are not including in this catalogue our usual descriptive information in regard to bulbs for fall planting, as at the present time, owing to war conditions, shipping facilities are so unsettled that we do not know what supplies we will receive from Europe. We will issue, however, later on a special catalogue of Bulbs which we can supply for fall planting. We shall take pleasure in mailing this catalogue to any of our customers interested as soon as issued.

Customers who desire to place their orders for Bulbs early, if they will send us a list of their requirements, we will take pleasure in quoting them prices just as soon as we can ascertain definitely what we will be able to supply. We hope that conditions will improve so that we will be able to supply all of the bulbs usually required. It looks, however, at the present time as though Japanese and Chinese Sacred Lilies will be unobtainable owing to the fact that importation of these has been forbidden from the Orient.

Send us your orders or write us for prices when you are ready to plant, and if the bulbs are obtainable we will be able to fill your orders.



# WOOD'S SEEDS

BEST QUALITIES OBTAINABLE



WINTER  
RADISH

If you want the best  
of gardens plant  
Wood's Seeds

WOOD'S IMPROVED STRAIN  
BIG BOSTON LETTUCE

COPPER KING  
ONION

T.W. WOOD & SONS

SEED GROWERS

RICHMOND, VA.