

Historic, Archive Document

Do not assume content reflects current scientific knowledge, policies, or practices.



62,05

1922

Fall Bulbs Flower & Vegetable Seeds

LIBRARY RECEIVED
 ★ JAN 8 1924 ★
 Department of Agriculture

EACH,
10c

DOZEN,
\$1.00

PER 100,
\$7.00

Aquarium Grass Seed

A sprinkling of this grass seed over the top of the bulbs and pebbles will add a finishing touch to your lily bowl, with a soft green mat.

Per pkt.,
10c

PAGE 5
 FOR
 CHINESE
 LILIES

LILY BOWLS
 PAGE 4



How to Grow Them

While the Paper White Narcissus can be grown in soil successfully, THE VERY BEST METHOD is to grow them in WATER. By so doing they will be in a container that is attractive in itself and all ready to place in an attractive location in the home. First place a half-inch layer of our BULB GRIT on the bottom of bulb dish. Second, place bulbs in dish and fill with pebbles and water. The bulb grit will furnish a foundation for the roots. Then place in dark, cool cellar or closet for two or three weeks, or until the green shoots have attained a height of about five or six inches; then bring the dish to the light and look for the pretty blooms in a few weeks. A lover of plants will derive a great deal of pleasure by watching the developments of these bulbs. When first brought to the light the shoots will be almost white, but will soon turn to a beautiful green. Great care should be exercised in keeping the bowl filled with water, as the bulbs consume a great deal. CHARCOAL added to the water will keep it cool and sweet. When bulbs are brought to the light sprinkle AQUARIUM GRASS SEED over the rocks and bulbs and beautiful green tufts of grass will result.

PAPER WHITE NARCISSUS

Everyone knows what the Paper White Narcissus is. As a quick-growing, "Sure-to-Bloom" bulb it has no equal. The flowers are pure white and very fragrant, produced on long, stiff stems. They can be forced into bloom in from 6 to 8 weeks' time and by planting them

at intervals of 4 weeks apart you will have a succession of blooms throughout the fall and winter season. As a gift nothing is more keenly appreciated than a bowl of Narcissus. By following our cultural directions you cannot make a failure.

Arizona Seed & Floral Company

28-30 South Central Avenue

PHOENIX, ARIZONA

PLANT A FEW BULBS THIS FALL AND WINTER



and enjoy the most beautiful flowers during the Fall and Winter months. Our Bulbs are of the very best quality obtainable from our Holland growers, so please do not confuse them with the common 5 and 10c kind. Our business is to sell you Seeds and Bulbs that will grow and prove satisfactory under your soil and climatic conditions. The varieties of Bulbs and Seeds listed herein are all tried and tested and are absolutely reliable and suited to climatic conditions in the Southwest.

GENERAL CULTURAL DIRECTIONS FOR FALL BULBS

Many beginners labor under the impression that there are many difficulties to overcome in order to produce perfect flowers from Bulbs, whereas in reality, no other plants are so easy to manage, none more showy, and none succeed so well under all conditions as do the different classes of Bulbs.

The secrets of growing Bulbs successfully are good drainage, rich, loose soil and deep planting. If the soil is of a heavy texture, add barnyard manure and sand, but regardless of the texture of the soil, by all means add the manure.

Plant to the Proper Depth. For outdoor planting, the best rule to follow is to plant the Bulbs to a depth of at least twice the size of the Bulb. When planting in very heavy soil Bulbs should not be planted as deep as when planted in light sandy soil. When planting in pots and boxes deep planting is not necessary, one-half inch for small Bulbs and one inch for larger ones below the surface is sufficient. When irrigation by means of ditch water is necessary, the watering should be done in such a manner as to keep the soil moist, but not soggy nor flooded. Where flooding cannot be prevented, a light mulch of grass, straw or well-rotted manure will keep the surface soil from crusting.

PLEASE ORDER EARLY

We earnestly solicit your patronage and suggest that you order just as soon as you receive this catalogue. All varieties of Bulbs may not have arrived when your order reaches us, but all seed and merchandise will go forward on receipt of your order and the bulbs will be forwarded as soon as stock arrives. You will find all of our Bulbs and Seeds of the highest quality and you are absolutely assured of the highest degree of satisfaction when ordering from us.

NON-WARRANTY—The Arizona Seed & Floral Company gives no warranty, express or implied, as to description, quality, productiveness, or any other matter of seeds, bulbs, plants or trees they send out, and they will not be responsible in any way for the crop. If the purchaser does not accept the goods on these terms they are at once to be returned.

DOMESTIC PARCEL POST RATES		First	Each
On seeds, plants, bulbs, roots, books, tools, etc., within the U. S. and possessions.		lb. or fraction	add 1 lb. fraction
First Zone—Phoenix and within 50 miles		5c	1c
Second Zone, within 50 to 150 miles...		5c	1c
Third Zone, within 150 to 300 miles....		6c	2c
Fourth Zone, within 300 to 600 miles....		7c	4c
Fifth Zone, within 600 to 1000 miles....		8c	6c
Sixth Zone, within 1000 to 1400 miles....		9c	8c
Seventh Zone, within 1400 to 1800 miles....		11c	10c
Eighth Zone, all over 1800 miles....		12c	12c

Terms of Sale: We do not send Perishable Bulbs or Plants C. O. D. unless a remittance of twenty-five per cent of the amount accompanies the order to insure us against loss. Orders from unknown correspondents must be accompanied with full remittance.

CUT FLOWERS and FLORAL DESIGNS

FOR ALL OCCASIONS—WEDDING, CHURCH AND PARTY DECORATIONS

Expert Service and Up-to-Date Ideas

We are sure we can please you in this Department

DO NOT FORGET THE FALL VEGETABLE AND FLOWER GARDEN

Any of the vegetable and flower seed listed here may be planted in the Fall and an expenditure of just a few

dollars will give you an abundance of fresh, green vegetables throughout the Fall and Winter season.

ARIZONA SEED & FLORAL COMPANY
28-30 SOUTH CENTRAL AVENUE PHOENIX, ARIZONA

HYACINTHS — For Outdoor or Pot Culture

Every home should afford a few Hyacinths growing on in pots or a bed of Hyacinths on the front lawn, or better still, a row bordering the walks leading to the house. We take great pride in offering our bulb selections to the public owing to the fact that sizes as quoted are strictly up to standard and labeled true to name; all varieties tried and proven as best adapted to conditions in the Southwest.

HYACINTH CULTURE: For Winter and Spring blooming out of doors, the bulbs should be planted from 3 to 5 inches deep, according to the texture of the soil. The deepest planting is required in light sandy soil. Plant early in the Fall and spade into the ground a good supply of well rotted manure.

FOR POT CULTURE: Prepare the pots so they will drain well and use the best soil possible. Plant the bulb about one inch below the surface, water thoroughly and put away in a dark cellar or bury them, pot and all, about eight inches below the surface in the garden. Let them stand about six or eight weeks and then bring them into the house a few at a time to have continual blooms throughout the season. During the growth in the house they should be well watered and kept near the



light, but direct sunlight should be avoided. A temperature of 60 to 75 degrees is suitable. Plant one bulb in a four-inch pot and three to five bulbs in a six- or eight-inch pot.

HYACINTHS IN GLASSES: A very interesting way to grow Hyacinth bulbs is in a Hyacinth glass made especially for that purpose. Fill the glass with clean water so that the water will touch the base of the bulb, place the glass and bulb in a dark cellar or closet until the roots have made considerable growth, being careful in the meantime to keep the glass filled with water to the base of the bulb; then bring to the light and keep in a cool place. A little charcoal added to the water will keep it cool and sweet.

MINIATURE HYACINTHS

These are specially adapted to pot culture, the flowers are smaller than those of the regular Hyacinths, but are much earlier.

	Each	Doz.
Pure White.....	\$.10	\$1.00
Dark Red.....	.10	1.00
Pink.....	.10	1.00
Dark Blue.....	.10	1.00
Light Blue.....	.10	1.00

(One-half Dozen at the Dozen Rate)

SPECIAL SELECT HYACINTHS

LARGEST SIZE, 19 TO 20 CENTIMETERS

This is the size used by the best florists to produce the largest and the most perfect flowers.

	Each	Doz.
Cardinal Wiseman—Large Rose Pink.....	\$.20	\$2.00
Enchantress—Porcelain Blue.....	.20	2.00
Garabaldi—Brilliant Red.....	.20	2.00
General De Wet—Large Light Pink.....	.20	2.00
Grand Maitre—Deep Lavender Blue.....	.20	2.00
Gigantea—Beautiful Blush Pink.....	.20	2.00
Gertrude—Dark Pink.....	.20	2.00
King of the Yellows—Clear Yellow.....	.20	2.00
King of the Blues—Dark Blue.....	.20	2.00
L'Innocence—Pure White.....	.20	2.00

(One-half Dozen at the Dozen Rate)

BEDDING HYACINTHS

MEDIUM SIZE, 15 TO 16 CENTIMETERS

Excellent for bedding and borders.

	Each	2 for	Doz.
Red and Rose.....	\$.15	\$.25	\$1.25
Dark Red.....	.15	.25	1.25
Rose Pink.....	.15	.25	1.25
Pure White.....	.15	.25	1.25
Dark Blue.....	.15	.25	1.25
Light Blue.....	.15	.25	1.25

SELECTED HYACINTHS

SECOND SIZE, 17 TO 18 CENTIMETERS

This is the size ordinarily sold for the largest size. It is a good standard size and produces wonderful flowers.

	Each	Doz.
Marconi—Rosy Pink.....	\$.15	\$1.50
Czar Peter—Porcelain Blue.....	.15	1.50
Linnaeus—Bright Red.....	.15	1.50
Beauty—Splendid Pink.....	.15	1.50
Lord Derby—Lavender Blue.....	.15	1.50
Rosea Maxima—Soft Rose.....	.15	1.50
Rosy Gem—Deep Pink.....	.15	1.50
Ida—Soft Yellow.....	.15	1.50
Prince of Wales—Dark Blue.....	.15	1.50
White Lady—Pure White.....	.15	1.50

(One-half Dozen at the Dozen Rate)

HYACINTH GLASSES



Made especially for growing Hyacinths. Bulbs are easily grown in this manner and it is very interesting to watch them grow.

Tall, Each.....	\$.40
Dwarf, Each.....	.50

(Add 10c each when wanted by parcel post)



PREPARED BULB FIBRE

The most satisfactory way of growing all Spring bulbs for house and table decoration. It is better than soil for bulbs and plants for indoor growing, and can be used in bowls, jardinières, fern dishes, etc., without drainage.

By mail, postpaid—1 lb., 25c; 5 lbs., \$1.00; 10 lbs., \$1.85.



TULIPS

Tulips do very well in Arizona if you plant the right kind at the right time. The varieties listed here are well suited to Arizona conditions. Tulips have a great range of color, and a bed of showy tulips present a very striking appearance.

CULTURE

Plant the bulbs about 5 inches apart and about 4 inches deep. The best soil for tulips is old well-rotted manure, mixed with sand. Great care should be taken that water does not stand over or under the bulbs when planted out of doors as they will not thrive in soggy soil. When planted in pots plenty of drainage should be given. Tulips in pots should be treated the same as Hyacinths. (See pot culture for Hyacinths, page 3).

DARWIN TULIPS

The Darwin Tulip cannot be too highly praised. The remarkably brilliant color, their large size and their robust growth which carries the flower on long, strong stems make them unsurpassed as a desirable flower for cutting.

	Each	Doz.
Clara Butt—Lilac Rose, Salmon Tinted.....	\$.10	\$1.00
Dream—Very Beautiful Blue Violet.....	.10	1.00
Glow—Dazzling Crimson Scarlet.....	.10	1.00
Nora Ware—Silvery Lilac, Shaded White.....	.10	.85
Pride of Harlem—Bright Cerise Scarlet.....	.10	1.00
Edmee—Cherry Rose, Edged with Soft Rose.....	.10	1.00
Wm. Copeland—Bright Violet.....	.10	1.00

Our Mixed Darwin Tulips are made up of the many various shades and sure to please. These should be planted liberally.

Darwin Mixed.....Two for 15c — Six for 40c — Dozen, 75c

COTTAGE TULIPS

Cottage tulips are very beautiful in their unique shapes and exquisite colors and are deliciously perfumed.

	Each	Doz.		Each	Doz.
Inglescombe Scarlet—Brilliant Scarlet.....	\$.10	\$1.00	Maiden's Blush—White, Rosy margined.....	.10	1.00
Inglescombe Pink—Rose Pink.....	.10	1.00	Union Jack—Light Violet, feathered.....	.10	1.00
Inglescombe Yellow—Rich Yellow.....	.10	1.00			

LILY BOWLS

MADE OF GLAZED POTTERY



Made especially for Chinese Lily Bulbs and Paper Whites. They are shallow, with inturned edge, which prevents the bulbs from sliding or tipping over. These bowls are in green, blue and brown finish and very decorative. When they are not in use as a bulb dish they may be used as a flower holder. We have them in several sizes. The 5-inch will hold about four

Paper Whites, the 6-inch about nine Paper Whites or six Chinese Lilies, the 8-inch about fifteen Paper Whites, etc.

Price postpaid with an order of Bulbs.

	Each	Each
5-inch.....	\$.40	6-inch.....\$.65
8-inch.....1.10		10-inch.....1.75

TOKANABE LILY BOWLS, WITH CUT FLOWER HOLDERS

These beautiful bowls are imported from Japan and are sure to please the most critical taste. The Holder is of the same material as the Bowl and when decorated with cut flowers makes a very attractive table ornament.

6-Inch Bowl and Holder, complete.....	\$1.25 each, postpaid
7-Inch Bowl and Holder, complete.....	1.75 each, postpaid
10-Inch Bowl and Holder, complete.....	2.25 each, postpaid

AQUARIUM GRASS SEED

A sprinkling of this grass seed over the top of the bulbs and pebbles will add the finishing touch to your lily bowl, with a soft green mat. Per Pkt.....10c



Tokanabe Bulb and Flower Bowl and Holder

BULB GRIT.....1-Lb. Pkgs., 10c — 2-Lb. Pkgs., 15c
(Postpaid only when bulbs are ordered).

CHARCOAL—For keeping the water sweet and cool in Paper White or Chinese Lily Bowls. Per Package.....10c

DAFFODILS

Most everyone knows what a Daffodil is. We feel safe in saying there is no other bulb as hardy; by saying this we mean it will thrive in most any place, whether it be sunny or shady, moist or dry. All conditions seem to suit them, although they have a preference for a good deep soil and a semi-shaded location. They could be grown to great advantage by planting vacant corners in the garden, under trees and shrubs, etc. Please bear in mind that the Daffodils increase in number from year to year and bloom regularly each season. They are very desirable for pot culture for winter blooming. Plant two or three bulbs in a 5-inch pot and 5 or 6 bulbs in a 7- or 8-inch pot, in good soil, then put in a cool, dark place until sprouts attain a height of two or three inches. Our bulbs are of the best quality and the largest obtainable from our Holland growers.

LARGE TRUMPET VARIETIES, AS FOLLOWS:

	Each	1/2 Doz.	Doz.
Emperor—Beautiful Deep Yellow.....	\$.15	\$.65	\$1.25
Golden Spur—Rich Golden Yellow.....	.10	.55	1.00
Victoria—Gold Trumpet, with White Perianth.....	.10	.55	1.00


DOUBLE DAFFODIL, OR VON ZION

This is the wonderful double Daffodil that we all know so well. The flowers are a beautiful golden yellow color and very double. Excellent for forcing in pots and also for out-door culture. Our bulbs are Double Nose, which throw more flowers than the single nose type.

Each, 15c One-half Dozen, 65c Dozen, \$1.25



Daffodil, Large Trumpet



PLANT
SWEET PEAS

SEE PAGES
14 AND 15

JONQUILS

No garden is complete without a few of the old-fashioned Jonquils. They are very fragrant and pure yellow in color. They make a wonderful showing when planted in solid beds and also excellent for borders. Plant about three inches apart and three inches deep in good soil. For pot culture, plant about six in a 5-inch bulb pan and 12 in a 7-inch bulb pan. Use good soil with plenty of drainage, water well and bury out of doors or put in cool cellar until sprouted two or three inches high.

2 for 15c — Dozen, 75c — Per 100, \$5.00

CHINESE SACRED LILY

These are wonderfully attractive as house ornaments and well deserving of a place in the home of every lover of plants. Chinese Lilies are usually grown in bowls of water. Put an inch of our Bulb Grit in the bowl in which they are to be grown, set the bulbs on the grit and then put enough grit and rocks around the bulbs to hold them solid. Fill the dish with water and set in a dark cellar or closet for a week or two, until the root action starts freely, then bring to the light and keep in an ordinary living room. They grow rapidly and produce very fragrant flowers; and you will have no trouble in producing a nice bowl of lilies for Christmas. Care should be taken to keep the bulbs supplied with fresh water. Our prepared charcoal added to the water will keep it cool and sweet; also a sprinkling of Aquarium Grass Seed over the bulbs and rocks will add very much to the appearance of the bowl with a bright mat of green. See page 4 for Bulb Grit, Prepared Charcoal and Aquarium Grass Seed. Our bulbs are of the very best quality, imported direct from China.

Each, 20c 4 for 75c Dozen, \$2.00, Postpaid

LILY BOWLS

Chinese Lilies should be grown in bowls that are slightly deeper than those used for the Paper White Narcissus, as the bulbs are larger. We have the Chinese Lily Bowls in three sizes.

5-inch, 60c 6-inch, 90c 7-inch, \$1.10

Postpaid when ordered with Bulbs.

CALLA LILY



Calla Lily

The Calla is one of the best winter flowering plants for house culture, as it needs little care beyond abundant water and an occasional washing of the leaves to keep them free from dust. The best soil for Callas is a mixture of one-fourth leaf mould and three-fourths good garden soil. Plant the bulb about one inch below the surface of the soil in a 4- or 5-inch pot, or whatever size is necessary, owing to the size of the bulb or the number planted. Then place in cellar or dark closet for three or four weeks. When the bulb starts growing bring to the light and be sure to give it plenty of water. Callas do better planted in the Fall months. Also remember that in climates no colder than the Salt River Valley they can be grown successfully out of doors.

WHITE CALLA: Medium Size Bulb —
 Each, 20c — 6 for \$1.00 — Dozen, \$1.75
Large Size Bulbs —
 Each, 35c — 3 for 95c — 6 for \$1.60 — Dozen, \$3.00

NARCISSUS

POETICUS ORNATUS

This variety of Narcissus blooms very early and profusely. The petals are pure white, while the cup is a clear yellow, margined with scarlet. It is fragrant, with a rich, spicy odor, and excellent for both indoor and outdoor culture.

2 for 15c

Dozen, 60c

Hundred, \$4.00

AQUARIUM GRASS
 will add greatly to
 the appearance of
 a bowl of Narcissus
 or Chinese Lilies —
 See front cover.



Narcissus, Poeticus Ornatus

CROCUS

MAMMOTH FLOWERED NAMED VARIETIES

This old-fashioned bulb is so well known that it needs no description. They are grown extensively in pots and for bordering walks, lawns, etc. When grown in the open, plant about two inches apart. The effect is beautiful and they are readily appreciated for their early blooms.

	Each	Doz.	100
Baron Van Brunow—Lovely dark blue.....	\$.05	\$.35	\$2.50
Bride of Abidos—Beautiful White.....	.05	.35	2.50
Albion—Fine large striped.....	.05	.35	2.50
Golden Yellow—The best of all yellows.....	.05	.50	3.50
Mixed—All colors25	1.75

INSECTICIDES AND POISONS

BLACK LEAF 40—

1-oz. Bottle, 35c; ½-lb. Pkg., \$1.25;
 2-lb. Pkg., \$3.50; 10-lb. Pkg.,
 \$13.50. By express only.

FISH OIL SOAP—

1 Lb., 30c; 10 Lbs., \$2.50;
 Postage extra.

PARIS GREEN—

½ Lb., 50c; 1 Lb., 90c.
 Postage extra.

ARSENATE OF LEAD—

1-lb. Can, 60c; 5-lb. Pkg., \$2.50.
 Postage extra.

TOBACCO DUST—

1 Lb., 35c. Postage extra.

NICO DUST—

Garden size, 50c each.
 Postage extra.

NICO DUST—5 Per Cent Nicotine—

5 Lbs., \$1.60; 25 Lbs., \$6.50; 100
 Lbs., \$21.00.

NICO DUST—6 Per Cent Nicotine—

5 Lbs., \$1.85; 25 Lbs., \$7.00; 100
 Lbs., \$25.00.

NICO DUST—10 Per Cent Nicotine—

5 Lbs., \$2.65; 25 Lbs., \$8.50; 100
 Lbs., \$32.00.

By Express or Freight only.

WE ARE HEADQUARTERS FOR SPRAY PUMPS AND INSECTICIDES

OXALIS

WINTER FLOWERING VARIETIES

Oxalis should be planted early to get the best results. When planting outside select a partially shaded spot. For indoor culture, they can be planted in pots, hanging baskets and window boxes. The pretty blooms, together with the heavy growth of drooping foliage, makes them very attractive for inside decoration. Our bulbs are of a "sure-to-bloom" quality.

	Doz.	100
Grand Duchess—Pink.....	\$.35	\$2.50
Grand Duchess—White.....	.35	2.50
Grand Duchess—Lavender.....	.35	2.50
Grand Duchess—Yellow.....	.35	2.50
Bermuda Buttercup—Yellow.....	.50	3.50

CANDIDUM, or WHITE MADONNA LILY

This is a very hardy lily for Fall planting. It thrives in most any soil, but of course a good soil is preferable. They do excellent in beds or borders where the bulbs are not apt to be disturbed. Plant early in the Fall to a depth of about 6 inches. For pot culture plant bulbs about one inch under the surface of the soil and bury pot out of doors until sprouts attain a height of 2 or 3 inches.

Large Size Bulbs.....Each, 30c; 4 for \$1.10; Dozen, \$3.00

SEE PAGE 8 FOR FLOWER POTS

GLADIOLUS

The Gladiolus are the most attractive and useful for cut flowers of all the Spring flowering bulbs. Our bulbs are ready in November and should be planted during the Winter months. Our bulbs are very select and sure to please.

	Each	Doz.
Large Flesh Pink.....	\$.10	\$1.00
Beautiful Brilliant Red.....	.10	1.00
Lovely White.....	.10	1.00
Select Mixed Colors.....	.10	.85



Candidum, or White Madonna Lily

LILY OF THE VALLEY

The Lily of the Valley can be grown out of doors or forced in pots. They are very easily grown and make a fine showing. When planted in pots, place in a warm temperature of about 65 degrees, F., and shade from light until leaves and spikes are well developed, then admit to the light gradually; then increase the temperature to 75 or 80 degrees if possible. With this treatment they will bloom in about 15 or 20 days.

Lily of the Valley Pips.....Each, 15c; 4 for 50c; Doz., \$1.40;
Bunch of 25 Pips, \$2.50.

AMARYLLIS BELLA DONNA

A strikingly beautiful flower of immense size held on long, stiff stems. The color is white, shaded with pink and light purple hues. As a rule they flower before the leaves appear and are very fragrant. Very Large Bulbs.....Each, 35c; 3 for \$1.00; Dozen, \$3.00

BULB FIBER

Grow your bulbs in prepared plant fiber. Many bulbs can be grown successfully in this fiber and usually bloom much earlier. The receptacle used should be without drainage, thereby saving your furniture from dripping moisture. Hyacinths, Tulips, Paper White Narcissus, Chinese Lilies, Callas and Freesias are among the easiest bulbs to force.

Per Pound, 25c 5 Pounds, \$1.00 10 Pounds, \$1.85
Postpaid.

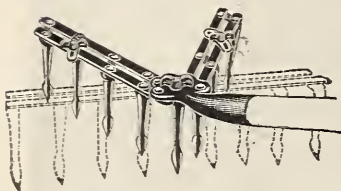


Amaryllis Belladonna

PULL EASY (Adjustable) GARDEN TOOLS


Here they are! The very best buy in the garden tool line. We are giving space in our Fall Catalog to this line of garden tools because we know they are just the tools you want to make your gardening profitable as well as a pleasure.

No. P. E. C. PULL EASY CULTIVATOR RAKE



No. P. E. C. CULTIVATOR RAKE, Each.....\$1.50
Shipping Weight, 5 Lbs.

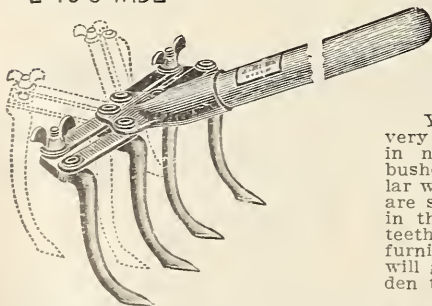
No. P. E. 5 PULL EASY CULTIVATOR HOE



No. P. E. 5 CULTIVATOR HOE, Each.....\$1.40
Shipping Weight, 4 Lbs.

No. P. E. J. 4 PULL EASY JUNIOR CULTIVATOR

ADJUSTABLE
2" TO 6" WIDE



No. P. E. J. 4 JUNIOR CULTIVATOR, Each.....90c
Shipping Weight, 2 Lbs.

All of the above are priced f. o. b. Phoenix. If wanted by parcel post, add postage extra according to shipping weight.

This cultivator works wonders in the garden. So easy to handle and such satisfactory results. It is adjustable in width from 6 to 18 inches, adopting it to any width of row. All adjustments can be made by hand by means of wide winged thumb nuts. The 9 teeth, pressed from high grade carbon steel, thoroughly pulverizes the soil and make the finest kind of deep seed beds. Center tooth is removable so that both sides of the row may be worked at the same time. The handle is of high grade Ash, 4½ feet long, beautifully finished.

This 5-prong cultivator hoe is light, sturdy and well-balanced. It is adjustable in width from 6 to 12 inches and has a removable center tooth so as to permit cultivating both sides of the row at the same time. The teeth are longer on this than on the P. E. C., will work deeper and stand more hard usage. They are deeply channeled to give strength with extreme lightness, and convexed so as scour well. At its full width, it is also an excellent rake for preparing deep seed beds. Four-foot straight grained handle.

You will find the Junior Cultivator very convenient and practical for work in narrow rows, under plants, around bushes, etc. They are also very popular with women and children because they are so light, easy to handle and efficient in their work. It is equipped with four teeth, adjustable from 2 to 6 inches, and furnished with a 4-foot handle. This tool will give much better results in the garden than the ordinary hoe.



FLOWER POTS

Pots by express
or freight only

Cut No. 1	Each	Doz.
4-inch	\$.10	\$1.00
5-inch15	1.50
6-inch25	2.00
8-inch50
10-inch	1.00



BULB POTS

Cut No. 2	Each	Doz.
5-inch	\$.15	\$1.50
6-inch25	2.00
7-inch40	3.00



SAUCERS

Cut No. 3	Each	Doz.
4-inch	\$.05	\$.50
5-inch10	1.00
6-inch15	1.50
7-inch20	1.75
8-inch30
9-inch40
10-inch50

HANGING BASKETS



Earthenware Hanging Baskets are especially desirable for Sprenger ferns. They are very ornamental and a hanging wire with hook is furnished with each basket.

8-inch, \$1.00 10-inch, \$1.50 12-inch, \$2.25
By express or freight.

Wire Hanging Baskets

For Asparagus, Ferns, Oxalis or other trailing plants. 8-inch, 50c; 10-inch, 65c; 12-inch, 75c; 14-inch, \$1.00.

MOSS FOR LINING WIRE BASKETS
Per Lb., 50c

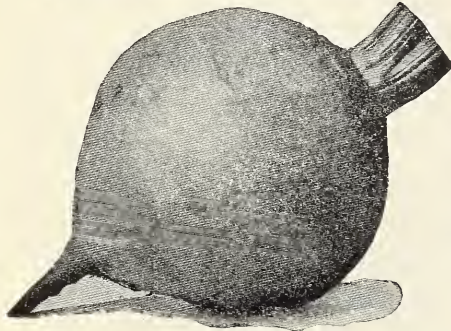
PLANT A FALL GARDEN

Many of our new customers do not realize what wonderful garden crops can be grown in Arizona, and similar climates, during the FALL and WINTER seasons. To derive the most benefit from your garden tract, we strongly advise you to plant a garden in the Fall as well as in the Spring. While you are

working the soil for the Fall garden you are keeping it in readiness for Spring planting. We also believe you will find it very profitable when you consider what a material difference it makes on the up-keep of your table.

We list, as follows, the best varieties for Fall planting:

TABLE BEETS (Betabel o Remolacha)



Beets will grow all Winter where temperature does not drop below 25 degrees. Sow seed one inch deep in moist soil in rows 10 inches apart or on ridges. Use one ounce to 50 feet of row or drill 8 pounds per acre. Thin out to three inches apart and cultivate after each irrigation.

	Pkt.	Oz.	¼ Lb.	1 Lb.
Extra Early Egyptian.....	\$.05	\$.20	\$.45	\$1.25
Crosby's Egyptian.....	.05	.20	.45	1.25
Early Blood Turnip.....	.05	.20	.45	1.25
Detroit Dark Red.....	.05	.20	.50	1.50
Long Blood Red.....	.05	.20	.45	1.25


(Postpaid)

BRUSSELS SPROUTS

TRUE IMPORTED—Produces on the stem, compact sprouts resembling miniature cabbages. Very delicious.

	Pkt.	Oz.	¼ Lb.	1 Lb.
Brussels Sprouts.....	\$.10	\$.40	\$1.25	\$3.75

CARROTS (Zanahoria)



Sow one ounce of seed to 100 feet of row and four pounds per acre. Plant ½ to 1 inch deep in rich, moist soil, well prepared, in rows 12 inches apart or on ridges. Thin to distance of 2 or 3 inches apart. Carrots are ready for use in 8 weeks.

	Pkt.	Oz.	¼ Lb.	1 Lb.
Danvers ½ Long.....	\$.05	\$.20	\$.45	\$1.25
Chantenay.....	.05	.20	.45	1.25
Ox Heart.....	.05	.20	.45	1.25
Long Orange.....	.05	.20	.45	1.25
White Belgian—(Stock Carrot).....	.05	.15	.40	1.00

(Postpaid)

STOCK BEETS

Plant eight pounds to the acre. Yield 15 to 20 tons per acre. A very fine fat and milk producer.

	Pkt.	Oz.	¼ Lb.	1 Lb.
Mammoth Long Red.....	\$.05	\$.15	\$.35	\$.70
Golden Tankard.....	.05	.15	.35	.70
Giant ½ Sugar.....	.05	.15	.35	.70


(Postpaid)

SWISS CHARD

Grown for the foliage. Plant the same as beets; cook the leaves the same as spinach and the stems like asparagus. Very delicious. More desirable for poultry greens than alfalfa.

	Pkt.	Oz.	¼ Lb.	1 Lb.
Swiss Chard.....	\$.05	\$.20	\$.45	\$1.25

CABBAGE (Col-Repollo)



One-half pound of seed is required to grow plants enough for one acre. Sow ½ inch deep in plant bed. In about 6 weeks from sowing transplant in field one to one and a half feet apart in 3-foot rows. Keep soil well watered and cultivated. We recommend Winningstadt and Copenhagen Market for early and Hollander for late.

	Pkt.	Oz.	¼ Lb.	1 Lb.
Copenhagen Market.....	\$.10	\$.50	\$1.25	\$4.00
Danish Ballhead or Hollander.....	.10	.50	1.25	4.00
Early Winningstadt.....	.10	.35	1.00	3.00
Early Jersey Wakefield.....	.05	.35	1.00	3.00
Early Flat Dutch.....	.05	.35	1.00	3.00
Large Late Flat Dutch.....	.05	.35	1.00	3.00
All Head Early.....	.05	.50	1.25	4.00
Red Dutch.....	.10	.40	1.25	4.00

(Postpaid)

CHINESE CABBAGE

Grows same as lettuce. Excellent for cold slaw and for cooking with meat.

Chinese Cabbage.....	\$.10	\$.40	\$1.25	\$3.75
----------------------	-------	-------	--------	--------

CAULIFLOWER (Coliflor)

CULTURE—(same as cabbage). We handle only the best select Danish grown seed.

	Pkt.	¼ Oz.	Oz.	¼ Lb.	Lb.
Select Early Snowball.....	\$.25	\$.75	\$2.50	\$8.00	\$30.00
Select Large Pearl.....	.25	.50	1.50	5.00	15.00



LETTUCE

"Arizona Wonderful"

This is, without question, the LEADING HEAD LETTUCE on the market, and we have had no end of praise from our many friends who have grown it.

The LARGE, CRISP, TIGHT heads are of the finest quality, weighing on an average of TWO POUNDS each.

Plant this truly WONDERFUL Lettuce in your garden.

We supply hundreds of pounds of this Lettuce to growers who make a business of shipping to the Eastern markets in carload lots. This class of trade demands the BEST and most reliable TRUE-TO-TYPE seed. Our repeat business from this source proves our seed to be of superior quality.

(Pkt. 10c)

(Oz. 25c)

($\frac{1}{4}$ Lb. 85c)

(Lb. \$2.50)

(Postpaid)

COLLARDS (Col)

	Pkt.	Oz.
True Georgia.....	\$.10	\$.20

(Postpaid)

ENDIVE

Plant one ounce to 400 feet of row. Very attractive and appetizing for salads. A mild and delicate flavor. Grow same as lettuce.

	Pkt.	Oz.	$\frac{1}{4}$ Lb.	1 Lb.
Green Curled.....	\$.10	\$.20	\$.65	\$2.00

(Postpaid)

EGG PLANT (Berengena)

This popular vegetable is indeed at home in Southern Arizona, 40 to 50 pounds of perfect specimens having been produced on a single plant.

	Pkt.	Oz.	$\frac{1}{4}$ Lb.	1 Lb.
Improved Round Purple—Large oval-shaped, deep purple fruits.....	\$.10	\$.75	\$2.50	\$7.50

Florida High Bush—A large fruited purple sort; very popular among Southern growers. Fruit is held up well off the ground. The plant is vigorous and very productive.....

Black Beauty—A handsome extra early large variety.....	.10	.75	2.50	7.50
--	-----	-----	------	------

(Postpaid)

KALE (Breton Berza)

Sow one ounce to 100 feet of row. When young cook like Spinach. Also excellent for poultry greens.

Tall Scotch.....	\$.10	\$.25	\$.85	\$2.50
------------------	--------	--------	--------	--------

(Postpaid)

KOHL RABI (Colinabo)

Early and tender, having a flavor all its own.

	Pkt.	Oz.	$\frac{1}{4}$ Lb.	1 Lb.
Early White Vienna.....	\$.10	\$.30	\$1.00	\$3.00

(Postpaid)

LEEK (Puerro)

	Pkt.	Oz.	$\frac{1}{4}$ Lb.	1 Lb.
Large London.....	\$.10	\$.30	\$1.00	\$3.00

(Postpaid)

LETTUCE (Lechuga)

One-half ounce seed required for 100 ft. row. Lettuce is best suited to a light, rich, loamy soil. Irrigate throughout the entire growing period except during rainy weather. Plant on ridges 6 inches high and 18 inches wide. Transplant from 8 to 12 inches apart. Large headed varieties, such as Arizona Wonderful should be given at least a 12-inch growing space. In irrigating great care must be taken so as not to flood the heads. Plant from September on through the winter and spring season.

	Pkt.	Oz.	$\frac{1}{4}$ Lb.	1 Lb.
Bib Boston, Head.....	\$.05	\$.20	\$.60	\$1.75
Denver Market, Leaf.....	.05	.20	.60	1.75
Early Curled Simpson, Leaf.....	.05	.20	.50	1.50
Iceberg, Early Head.....	.05	.20	.65	2.00
Improved Hanson, Head.....	.05	.20	.65	2.00
NEW YORK, Head.....	.05	.40	1.25	4.00
Prize Head.....	.05	.20	.50	1.50
White Paris Cos.....	.05	.20	.60	1.75

(Postpaid)

ONION SETS



Ready about October 1st and can be supplied until May

They make green onions very quickly and will mature to ripe onions about six weeks earlier than crop grown from seed.

White Sets.....	Lb. 10 Lbs.	\$.30	\$2.50
Yellow Sets.....		.25	2.00

(Postpaid)

We are large dealers in Onion Sets. Ask for quantity prices.

ONION SEED (Cebolla)

One ounce of seed is required for 100 feet of row, three pounds to the acre. For green onions plant 1/4 lb. to 100 feet of row. Plant in good soil, well drained. A well fertilized sandy loam is the best. Sow thick on ridges in rows about 15 inches apart. Irrigated in the furrow between the ridges, being very careful not to allow water to flood over the ridges.

	Pkt.	Oz.	1/4 Lb.	1 Lb.
Australian Brown.....	.05	.20	.60	\$1.75
Crystal White Wax (Imported).....	.10	.50	1.50	5.00
Green Bunching.....	.05	.25	.80	2.50
Prizetaker.....	.05	.25	.80	2.50
Silver Skin.....	.05	.30	1.00	3.00
White Bermuda.....	.10	.40	1.25	4.00
Red Bermuda.....	.10	.40	1.25	4.00
Yellow Globe Danvers.....	.05	.25	.80	2.50
Extra Early Barletta.....	.10	.40	1.25	4.00

(Postpaid)

GARLIC SETS

A very profitable crop and always in demand at a fair price. In the Salt River Valley and similar climates, plant in October and November. In higher altitudes plant in the Spring. Plant one pound to 50 feet of row.

Per Lb., postpaid.....	50c
------------------------	-----

Ask for quantity price

PARSLEY (Purijil)

Is always in demand for salads and guarnishing.

Moss or Triple Curled.....	Pkt.	Oz.	1/4 Lb.	1 Lb.
	.10	.20	.45	\$1.25

(Postpaid)

PARSNIP (Cheribia)

Best sown from October to March in rich soil. One ounce of seed to 50 feet of row.

Hollow Crowned.....	Pkt.	Oz.	1/4 Lb.	1 Lb.
	\$.10	\$.20	\$.50	1.50

(Postpaid)


PEAS

Plant one pound to 80 feet of row. Early peas planted in September and early October will bear in the Fall. Late varieties such as Stratagem and Yorkshire Hero planted during late Fall and Winter months will bear early in the Spring.

	Pkt.	1/2 Lb.	Lb.	10 Lbs.
American Wonder—Early Bush.....	\$.05	\$.20	\$.35	\$3.00
Premium Gem—Early Bush.....	.05	.20	.35	3.00
Nott's Excelsior—Early Bush.....	.05	.20	.35	3.00
Blue Bantam—Early Bush.....	.05	.20	.35	3.00
Senator—Medium Early Bush.....	.05	.20	.35	3.00
Gradus—Late Bush.....	.05	.25	.40	3.50
Early Alaska—Earliest Bush.....	.05	.20	.35	3.00
Stratagem—Late Bush.....	.05	.20	.35	3.00
Yorkshire Hero—Late Bush.....	.05	.20	.35	3.00
Tall Telephone—Pole.....	.05	.25	.40	3.50

We pay postage on garden peas when ordered with other seed.

RADISH (Rabano)



One ounce of seed is required for 100 feet of row. By sowing a small round variety and a long variety at the same time a continuation of radishes may be had with fewer plantings. The garden is not complete without radishes.

	Pkt.	Oz.	1/4 Lb.	1 Lb.
Early Scarlet Globe.....	\$.05	\$.20	\$.50	\$1.50
Early Scarlet Turnip.....	.05	.20	.50	1.50
Early Long Scarlet.....	.05	.20	.50	1.50
China Rose Winter.....	.05	.20	.50	1.50
Epicure.....	.05	.20	.50	1.50
Long White Icicle.....	.05	.20	.50	1.50
White Tipped Scarlet Turnip.....	.05	.20	.50	1.50
French Breakfast.....	.05	.20	.50	1.50
Chartiers.....	.05	.20	.50	1.50
Crimson Giant.....	.05	.20	.50	1.50
California Mammoth Winter.....	.05	.20	.50	1.50
Japanese Winter Radish.....	.05	.25	.85	2.50

(Postpaid)

TOMATOES (Tamata)

	Pkt.	Oz.	¼ Lb.	1 Lb.
PHOENIX SPECIAL.....	.10	\$.60	\$2.00	\$6.00
Royal Red.....	.10	.60	2.00	6.00
Chalk's Early Jewel.....	.10	.40	1.35	4.00
Dwarf Stone.....	.10	.40	1.35	4.00
Dwarf Champion.....	.10	.50	1.65	5.00
Ponderosa or Beefsteak.....	.10	.60	2.00	6.00
Livingstone Beauty.....	.10	.50	1.65	5.00
New Stone.....	.10	.40	1.35	4.00
Early Acme.....	.10	.45	1.25	4.50
Earliana.....	.10	.40	1.65	5.00

(Postpaid)

SALISIFY or OYSTER PLANT

Sow one inch deep and thin plants to 4 inches apart in the row. One ounce of seed to 100 feet of row.

	Pkt.	Oz.	¼ Lb.	1 Lb.
Mammoth Sandwich Island.....	.10	\$.30	\$.90	\$2.75

(Postpaid)

SPINACH

Plant from September 1st to April in rows 12 to 18 inches apart, and thin the plants as you need them for cooking. One ounce of seed will plant about 75 feet of row.

	Pkt.	Oz.	¼ Lb.	1 Lb.
Prickly Seeded Winter.....	.05	\$.15	\$.35	\$.75
Bloomsdale.....	.05	.15	.30	.75
New Zealand.....	.10	.25	.75	2.00

(Postpaid)

MUSTARD (Mostaza)

Used extensively for greens.

	Pkt.	Oz.	¼ Lb.	1 Lb.
Southern Giant Curled.....	.05	\$.20	\$.40	\$1.25
Ostrich Plume.....	.05	.20	.50	1.50
White London.....	.05	.20	.35	1.00

(Postpaid)



ODORLESS—CLEAN—EFFICIENT

A 25-lb. bag covers a lawn space of 1200 square feet. Lasts a year or more.

A tablespoonful to hill of potatoes, tomatoes or ordinary rose bush means abundant flowers, crisp and early vegetables.

A teaspoonful for 6- to 8-inch potted plant. Ferns love it. (2-lb. pkg., 50c), (25 lbs. in cotton bag, \$3.00).

The intelligent use of Fertilizers and soil cultures will aid materially in the quality and productiveness of all vegetables and flowers.

INOCULATE YOUR SWEET PEA SEED—Sweet Peas belong to the Legume or Pod-bearing family of plants, which nature has endowed with the wonderful ability to harbor and nurture certain bacteria on their roots, and these bacteria in turn gather nitrogen from the air and feed it to the plant itself. Increased nitrogen supplied to the plant means a material increase in the size of the flowers and foliage.

No Filler—No Bulk
All Fertilizer

BEST MONEY CAN
BUY—BEST EARTH
CAN PRODUCE

For Lawns, Flowers,
Gardens, Shrubs,
House Plants, Fields
and Orchards
Book FREE

Tells just HOW

TURNIPS (Nabo)



Sow Turnips from September 1st and continue plantings all Winter in deeply prepared soil. Use one ounce to 75 feet of row and three pounds per acre.

	Pkt.	Oz.	¼ Lb.	1 Lb.
Purple Top White Globe.....	.05	\$.20	\$.35	\$1.00
Purple Top Strap Leaf.....	.05	.20	.40	1.25
Early White Flat Dutch.....	.05	.20	.40	1.25
Golden Ball.....	.05	.20	.40	1.25
Snow Ball.....	.05	.20	.40	1.25
White Egg.....	.05	.20	.40	1.25

(Postpaid)

RUTABAGA

	Pkt.	Oz.	¼ Lb.	1 Lb.
Purple Top Yellow.....	.05	\$.20	\$.40	\$1.25

(Postpaid)

FERTILIZER

You will not regret treating your Sweet Peas with Mulford Culture before planting. It is very easy to use; simply add water and moisten seeds with the mixture.

MULFORD CULTURE for Sweet Peas. Garden size, each, 50c. We also carry Mulford Mixture for Garden Peas and Beans, Alfalfa, Sweet Clover, Sour Clover, Vetch, etc.

GROMORE FERTILIZER—Makes Sweet Peas magnificent in color and abundance of flowers; also works wonders with all kinds of flowers, vegetables, trees, shrubs, roses and bulbs. As a lawn fertilizer it has no equal. Use 2 pounds to 75 feet of row.

2-Lb. Package GROMORE, 50c; 25-Lb. Bag GROMORE, \$3.00. Postage extra.

NITRATE OF SODA—Contains about 15 per cent nitrogen. It is a very quick acting fertilizer and best applied after plants are growing. Successfully used in forcing large flowers and beautiful green foliage. Apply in liquid form at the rate of ½ ounce to 1 gallon of water.

Nitrate of Soda, per Lb., 15c; 10 Lbs., \$1.25.

BONE MEAL FERTILIZER—Per Lb., 10c; 5 Lbs., 35c; 10 Lbs., 50c; \$4.00 per Cwt.

BLOOD MEAL FERTILIZER—Per Lb., 10c; 5 Lbs., 40c; 10 Lbs., 70c; \$6.00 per Cwt.

AIR SLACKED LIME—Used to correct any acid conditions existing in the soil.

1 Lb., 10c; 5 Lbs., 30c; 10 Lbs., 50c.

Add postage to above prices on Fertilizer when wanted by Parcel Post.

FLOWER SEED

FOR FALL AND WINTER PLANTING

Beautify your home with flowers. All flower seed listed below may be planted during the Fall and Winter months. Great care should be taken not to plant too deeply. Medium sized seed should be planted about one-half inch deep and very

small seed should be planted on the surface and lightly covered with sand or pulverized manure. A light mulch or a layer of burlap over the seed bed will hold the moisture and hasten germination. If burlap is used, it must be removed as soon as sprouts appear above the ground.

	Pkt.	Oz.
African Daisy.....	\$.10	\$1.25
Alyssum, Sweet.....	.05	.50
Amaranthus, Tricolor.....	.05	.50
Bachelor Button, Mixed.....	.10	.75
Calendula, Orange King.....	.05	.40
Canna, Indian Shot.....	.10	.50
Calliopsis.....	.05	.50
Campanula, Blue.....	.10	1.00
Candytuft, White Rocket.....	.05	.60
Candytuft, Mixed.....	.05	.50
Canterbury Bells.....	.10	.50
Carnations, Mixed.....	.15	2.00
Carnations, Margaret White.....	.15	2.00
Clarkia.....	.10	.50
Chrysanthemum.....	.10	1.00
Coreopsis, Grandiflora.....	.10	1.00
Daisy, Double White.....	.15	4.00
Daisy, Mixed.....	.15	6.00
Daisy, Shasta.....	.10	4.00
Dusty Miller.....	.10	4.00
Evening Primrose.....	.10	.75
For-Get-Me-Not.....	.10	1.50
Fox Glove.....	.10	.75
Gallardia.....	.05	1.00
Godetia.....	.10	.75
Gypsophila, Elegans.....	.05	.50
Helichrysum.....	.10	1.00
Hollyhock, Double.....	.10	1.50
Larkspur, Single Mixed.....	.10	1.25
Larkspur, Tall Double Mixed.....	.10	1.25
Larkspur, Dwarf.....	.10	1.25
Lobelia, Mixed.....	.10	2.00
Mignonette, Sweet.....	.05	.50
Nasturtiums, Tall Mixed.....	.05	.25
Nasturtiums, Dwarf Mixed.....	.05	.25
Nasturtiums, Ivy Leaf Scarlet.....	.05	.25
Nasturtiums, Empress of India.....	.05	.25
Nicotiana.....	.10	1.00
Nigella.....	.10	.50



AFRICAN DAISY

.....	.10	1.00
.....	.10	1.50
.....	.10	1.25
.....	.10	1.25
.....	.10	1.25
.....	.10	2.00
.....	.05	.50
.....	.05	.25
.....	.05	.25
.....	.05	.25
.....	.05	.25
.....	.10	1.00
.....	.10	.50

	Pkt.	Oz.
Pansy, Yellow.....	\$.15	\$6.00
Pansy, Black Giant Trimar- deau.....	.15	8.00
Pansy, Deep Purple.....	.15	6.00
Pansy, Mahogany Color.....	.15	5.00
Pansy, Beaconfield, Purple and Lavender shading to White.....	.15	6.00
Pansy, Pure White Giant Trimardeau.....	.15	6.00
Pansy, Giant Mixed Trimar- deau.....	.25	6.00
Pansy, Good Mixed.....	.15	3.00
Petunia, Good Mixed.....	.10	1.25
Phlox, Drummondi.....	.10	1.50
Poppy, California Yellow.....	.05	.50
Poppy, Carnation Flowered.....	.05	.50
Poppy, Glaucum Scarlet.....	.10	1.25
Poppy, Shirley.....	.05	.50
Pinks, Double Mixed.....	.10	1.00
Pinks, Single Mixed.....	.10	1.00
Salpiglossis.....	.05	.75
Scarlet Flax.....	.05	.40
Scabious, Tall Mixed.....	.05	.50
Snapdragon, Mixed.....	.10	1.50
Stocks, Crimson King.....	.10	4.00
Stocks, Beauty of Nice Pink.....	.10	4.00
Stocks, White Princess Alice.....	.10	4.00
Stocks, Nice Giant Mixed.....	.10	3.00
Sweet William, Single.....	.10	.75
Sweet William, Double.....	.10	3.00
Violet, Sweet.....	.25	6.00
Verbena, Mammoth Red.....	.10	1.50
Verbena, Mammoth Pink.....	.10	1.50
Verbena, Mammoth Purple.....	.10	1.50
Verbena, Mammoth White.....	.10	1.50
Verbena, Mammoth Mixed.....	.10	1.50
Wall Flower.....	.10	.75

We pay postage on all Flower Seed

LAWN GRASSES

If Desired Sent by Parcel Post, Add Necessary Postage. See Parcel Post Schedule Inside Page of Front Cover.

AUSTRALIAN RYE GRASS

This is the most popular grass in the Southwest for a Winter lawn. Plant two pounds to 10x10 feet, from September 15th throughout the Winter. Prepare a fine seed bed, sow the seed and rake in very lightly, and then spread a thin mulch of fine decomposed manure over the surface. Keep well-watered with a fine spray.

AUSTRALIAN RYE GRASS—1 Lb., 25c; 10 Lbs., \$2.00; 25 Lbs., \$4.50; 50 Lbs. or more at 16c per lb.

WHITE CLOVER

Strictly first-class seed, clean and pure, of the highest quality. Used for a mixture in the Fall and Winter lawn. Plant one pound to 2000 square feet.

WHITE CLOVER—Per Lb., \$1.00; 10 Lbs., \$9.00.

BERMUDA GRASS

Selected from our very best fields and thoroughly re-cleaned. Requires three weeks under favorable conditions to germinate. A light mulch of pulverized manure and frequent watering will greatly aid germination. Plant one pound to 500 square feet.

BERMUDA GRASS—Per Lb., 75c; 10 Lbs., \$6.50.

KENTUCKY BLUE GRASS

A suitable lawn for the higher altitudes and mountain districts of the Southwest, also used in warmer sections for Winter lawns. Sow one pound to 200 square feet.

KENTUCKY BLUE GRASS—Per Lb., 75c; 10 Lbs., \$6.50.

GIANT SPENCER SWEET PEAS

It is surprising the great number of people who do not know that Sweet Peas should be planted in the Fall in the Southern valleys. The varieties we list are the largest flower-

ing Spencers and thoroughly adapted to our climate. Many of our customers comment on the wonderful results they obtain from our seed.

ASK FOR OUR NEW BOOKLET ENTITLED, "SWEET PEA CULTURE"



APPLE BLOSSOM—Rose and White Flushed. (Pkt., 10c; Oz., 40c; ¼ Lb., \$1.50).

ASTA OHN—Beautiful soft lavender, suffused mauve. (Pkt., 10c; Oz., 40c; ¼ Lb., \$1.50).

BLANCHE FERRY SPENCER—The standard is bright rose, the wings pinkish or bluish white. (Pkt., 10c; Oz., 40c; ¼ Lb., \$1.50).

COUNTESS SPENCER—A soft rose pink, which deepens at the outer edges. It shows a richer color in cool weather. (Pkt., 10c; Oz., 50c; ¼ Lb., \$1.75).

DOBBIES CREAM—A deep cream, undoubtedly the best cream Spencer grown, beautifully waved large flowers. (Pkt., 10c; Oz., 50c; ¼ Lb., \$1.75).

ELFRIDA PEARSON—Giant blush pink, a great favorite. The color is a lovely pink throughout, the buds and flowers being tinted with salmon pink. (Pkt., 10c; Oz., 40c; ¼ Lb., \$1.50).

FLORENCE MORSE SPENCER—Deep blush pink. (Pkt., 10c; Oz., 40c; ¼ Lb., \$1.50).

FLORENCE NIGHTINGALE—A soft, clear, rich lavender, enlivened by a very faint sheen of rose pink. (Pkt., 10c; Oz., 50c; ¼ Lb., \$1.75).

HELEN LEWIS—A very large orange pink. The wings are of orange rose and the standard of intense rich crimson orange. (Pkt., 10c; Oz., 50c; ¼ Lb., \$1.75).

ARIZONA SUNPROOF CRIMSON—A wonderful crimson Sweet Pea of a very striking appearance. The name Sunproof is self-explanatory, as the hot sun has no effect on its rich, warm colors. It produces large flowers on long, stiff stems. (Pkt., 20c; Oz., 60c; ¼ Lb., \$2.00).

KING EDWARD SPENCER—The best red sweet pea grown; deep rich carmine scarlet. The wings are also carmine scarlet and on reverse side deep rosy carmine. (Pkt., 10c; Oz., 40c; ¼ Lb., \$1.50).

MARGARET ATLEE—A rich glowing pink on cream ground, suffused with salmon in the standard, while the wings are a pleasing shade of pinkish rose and salmon. The flowers are very large, producing four on a long stem. (Pkt., 10c; Oz., 50c; ¼ Lb., \$1.75).

MRS. ROUTZAHN—Buff or apricot, with delicate pink. Plants are of vigorous, free habit and of supremely free flowering habit. (Pkt., 10c; Oz., 40c; ¼ Lb., \$1.50).

MASTERPIECE—Large, wavy lavender, tinted mauve. (Pkt., 20c; Oz., 60c; ¼ Lb., \$2.00).

OTHELLO—Deep maroon, very large. (Pkt., 10c; Oz., 40c; ¼ Lb., \$1.50).

PRESIDENT—Flowers are of the largest size, carried on strong, stiff stems, usually in fours. Brilliant orange scarlet in color. (Pkt., 25c; Oz., 75c; ¼ Lb., \$2.50).

ROSABELLE—A beautiful deep rose, with white blotch at the base of the standard and wings. The flowers are unusually large, of fine substance and well placed on long stems. (Pkt., 10c; Oz., 50c; ¼ Lb., \$1.75).

ROYAL PURPLE—A rich, warm purple; what we consider the best purple for our climatic conditions. (Pkt., 20c; Oz., 60c; ¼ Lb., \$2.00).

WEDGEWOOD—The best blue Spencer. A unique shade of lovely blue. (Pkt., 10c; Oz., 50c; ¼ Lb., \$1.75).

WHITE SPENCER—A perfect flower of glistening whiteness, a superior strain of the finest Spencer. (Pkt., 10c; Oz., 40c; ¼ Lb., \$1.50).

A collection of all of the above varieties—20 Packets, \$1.50.

SPENCER MIXED

SPENCER MIXED—This mixture contains the cream of the very finest named Spencer varieties and will delight all who want a grand variety of colors.

(PKT., 10c; OZ., 35c; ¼ LB., \$1.00; POUND, \$3.00)

CHRISTMAS FLOWERING SWEET PEAS IN NAMED VARIETIES

Our Christmas Flowering Early Spencer Sweet Peas are among the best for fragrance, size and beauty, and varieties as listed here are particularly adapted to our climatic condi-

EARLY LIBERTY, CHRISTMAS CRIMSON—Nothing yet introduced has approached this deep sun-proof crimson or blood red. The vines are vigorous and bear quantities of fine large flowers. (Pkt., 25c; Oz., 75c; ¼ Lb., \$2.25).

EARLY MEADOW LARK, CHRISTMAS CREAM—A deep, rich cream. Many of the flowers are duplex and well waved. (Pkt., 25c; Oz., 75c; ¼ Lb., \$2.25).

EARLY MELODY, CHRISTMAS PINK—A deep shade of pink closely resembling Countess Spencer. The flowers are borne on long stems and mostly four large, well waved blossoms on each stem. (Pkt., 25c; Oz., 75c; ¼ Lb., \$2.25).

EARLY SNOWFLAKE, CHRISTMAS WHITE—A lovely pure white and the best of the early flowering White Spencers. (Pkt., 25c; Oz., 75c; ¼ Lb., \$2.25).

EARLY SONGSTER, CHRISTMAS LAVENDER—A splendid giant lavender. Three or four flowers of large size and beauty on each stem. (Pkt., 25c; Oz., 75c; ¼ Lb., \$2.25).

CUPID MIXED SWEET PEAS—Used for bordering sidewalks and flower beds. (Pkt., 10c; Oz., 30c; ¼ Lb., \$1.00).

(We pay the postage on all Sweet Pea Seed)

Our Christmas Flowering Spencer Sweet Peas, so called because they bloom earlier than the regular Spencer varieties, are of the newest and most up-to-date creations in Sweet Peas, and not to be confused with the ORDINARY so-called Christ-

tians. Planted in September and October, they can be brought into flower in January, thus making it a grand addition to the garden of those wishing flowers early and late.

EARLY WARBLER, CHRISTMAS PURPLE—A rich mauve purple. Flowers are extra large and beautiful in form. (Pkt., 25c; Oz., 75c; ¼ Lb., \$2.25).

EARLY YARRAWA, CHRISTMAS APPLE BLOSSOM—The color is a bright rose pink, with a clear, creamy base. The flowers average 2½ inches in diameter and many are duplex or double. (Pkt., 25c; Oz., 75c; ¼ Lb., \$2.25).

SPECIAL COLLECTION SEVEN NAMED VARIETIES
CHRISTMAS FLOWERING SWEET
PEAS..... **\$1.50**

CHRISTMAS FLOWERING MIXED

This mixture is made up of just the right proportions of the different colors as listed above to produce the most harmonious and pleasing effect. (Pkt., 25c; Oz., 60c; ¼ Lb., \$2.00).

mas Flowering Sweet Peas which are put on the market at a much cheaper price. The ordinary kind is a small flowering type with short stems, while the Christmas Flowering Spencer produces a very large flower, supported on long, stiff stems.

FIELD SEEDS

Let us quote you on your FALL and WINTER requirements for Alfalfa Seed, Sweet Clover, Bermuda Grass Seed, Seed Wheat, Seed Barley, Winter Rye, Stock Peas, etc.

OUR POULTRY DEPARTMENT

is at your service with a full line of Poultry Feeds, as follows: Scratch Feed, Feed Wheat, Milo Maize, Laying Mash, Rolled Barley, Cracked Barley, Whole Corn, Cracked Corn, Bran, Poultry Grit, Oyster Shell, Charcoal, and Beef Scraps. :: Also a full line of Conkey's Poultry Remedies, Stock Food and Remedies, Lice Powder and Disinfectants.

WE WILL GLADLY QUOTE YOU PRICES ON ANY ITEMS NOT LISTED IN THIS CATALOG

REMEMBER—We are headquarters for

Vegetable Seed

Flower Seed

Field Seed

Cut Flowers

Ferns

Flowering Plants

Bulbs

Nursery Stock

Poultry Supplies

Implements

Garden Tools

Sprayers and Dusters

Insecticides

Dog and Cat Food

and Supplies

Birds, Bird Cages

Bird Seed and Supplies

Gold Fish

Fish Food

Fish Bowls

Cotton Picking Bags

Fruit Picking Bags

Tents

Christmas Trees

Christmas Wreaths

Christmas Decorations

and many other articles too numerous to mention.

A visit to our beautiful store will convince you.

OUR BEAUTIFULLY ILLUSTRATED 1923 CATALOG READY JANUARY FIRST

Buy the Best — We Do

We always find extreme pleasure in sending our Catalog to our thousands of appreciative friends and customers, because we know it is of real benefit in connection with the flower and vegetable garden, and it assists in beautifying your home surroundings. This catalog will bring to you BULBS and SEEDS of the HIGHEST and MOST DEPENDABLE QUALITY. All varieties listed are adapted to our climatic conditions and by following our cultural directions your garden will show your good taste, and the keen pleasure you derive will more than repay your efforts.

There exists with those who have tried gardening no doubt as to the wonderful benefits derived. HEALTH, PLEASURE and REAL PROFIT all come from gardening. Those that know the true worth of fresh vegetables, the keen pleasure derived from their flowering bulbs and plants, and the admiration and comment they receive for their Sweet Peas would never be without a garden.

We firmly believe that our BETTER SEEDS AND BULBS will please you, and we earnestly solicit your valued orders.



ARIZONA SEED &
FLORAL COMPANY

PHOENIX - - ARIZONA

Buy the Best — We Do

RETURN POSTAGE GUARANTEED — Arizona Seed & Floral Co., Phoenix, Ariz.



FREESIAS (Purity)

We sell thousands of Freesias every season so we feel that most every flower lover knows just what this wonderful little flowering bulb is like. They are so graceful and their fragrance is so strong that a pot of six or a dozen plants will perfume the entire house. They are especially fine for cut flowers, as all of the buds will open in water and will last a remarkably long time. The Freesia can be had in bloom by Christmas if planted early, and a continuous bloom is maintained by planting at intervals. Unlike most other bulbs they should NOT be placed in the dark, but put directly in the light immediately after planting. In the Salt River Valley and similar climates they do very well planted out-of-doors. Large Size Bulbs—5c Each, 50c Dozen, \$5.50 per 100, Postpaid.