


## **Historic, Archive Document**

Do not assume content reflects current scientific knowledge, policies, or practices.



# 1922 HOFFMAN'S FARM SEEDS

*High Quality Seeds*  
FOR EVERY FARM CROP



**A. H. HOFFMAN, INC.**  
**LANDISVILLE**  
**LANCASTER CO., PA.**

# Seed Oats

Even though the 1921 Oats crop was big, the Country's supply of good, sound, heavy seed is extremely short. Demand will no doubt be heavy, and we urge quick orders. Our stocks represent extra good qualities.

Pages 5 to 11 contain full descriptions of many dependable kinds. They have proven to do well throughout the sections we serve. The reader will do well to buy his 1922 seed from this list. Results are bound to please. Order early.



## OUR "MONEY BACK" PLAN

### Return of Seed Allowed and your Money Refunded if You Want It.

That is, if the quality of seed or anything we sell is not satisfactory, you can ship it back—we'll refund your money and pay all freight charges... Time will be allowed when you wish to have purity and germination tests made. We will not be responsible in any way for seed or resultant crop after it is planted. Too many conditions we cannot control are involved after seed is sown.

**BAGS ARE FREE** and not weighed in with the Seed. Most firms make you figure 'extra' for bags. We don't. Keep this in mind when comparing our prices. Bags are very expensive. **WE PAY THE FREIGHT** per Offers printed below. By these Bag and Freight Offers you know exactly what your seed will cost you sacked and delivered.

#### Freight Paid Offer No. 1

We will prepay all freight on orders amounting to 300 pounds to be shipped at one time to any freight station in Pennsylvania, N. J., N. Y., Maryland, West Va., Dela., Ohio, Virginia, Conn., R. I., and Mass.

#### Freight Paid Offer No. 2

If you are not in our Freight Paid Territory, and order 300 pounds or more, we allow 35c per 100 pounds to help pay freight charges. Deduct this allowance from your remittance when ordering.

**Shipments by Express** are sent "Charges Collect." If you order 300 lbs. or over sent by Express—we will refund you the freight charges that would have been paid by us per above Freight Paid Offers.

(When seed is to be forwarded by Parcel Post, add for Postage as per Schedule on back of enclosed Order sheet.)

**Prices Change.** Quotations are not printed in this Catalog—values are constantly changing. A separate Price List is mailed with Catalog. If you should delay placing your order, ask us for new Price List when you are ready. Price Lists will cheerfully be mailed as often as you ask for them.

**Payment Must Accompany Orders.** Remit by Money Order, Draft, Check, or Cash by Registered Mail. Don't ask us for credit—we can't do business that way. Our customers' standing remains unknown to us even though they may order year after year. **References** "Dun's" or "Bradstreet" Merchantile Agencies; The Guaranty Trust Co., Lancaster, Pa.; The First National Bank, Landisville, Pa. Any Farm Paper carrying our advertisements.

## Seed Corn

For all it costs (25 to 40c per acre), it will pay any corn-grower to select his Seed Corn from this List.. Kinds offered have proven reliable producers throughout the Eastern States. They are grown right—cleaned and graded in the way Seed Corn should be gotten ready—and lastly, tested to be sure of sound germination.

Ears shown here are of "Lancaster County Sure Crop." Read full descriptions of all varieties, pages 14 to 20.



**A. H. HOFFMAN, Inc.**

Landisville, Lancaster County, Pa.



## CLOVER SEED

Taken as a class, Clovers are the most valuable and popular of all grasses. Wherever rotation of crops is practiced, the Clover plant is a necessity. Every farmer understands the value of plowing under Clover sod, and the influence it has on future crops. Failure of Clover on any farm means loss of opportunity to gather nitrogen from the air at little cost—and also to cheaply produce great tonnage of hay, rich in protein, which is the flesh and blood-building element of feeds. Quality of seed is very important to successful establishment of Clover. Our business is to furnish the right quality of seed, that will mean to its users cleaner and better stands of grass.

**Medium Red Clover.** This is the best known Clover. Along with Timothy, it forms a combination from which nine-tenths of our hay is produced. It is invariably sown in the late Winter or early Spring on land that was sowed to grain and Timothy during previous Fall. By this method Clovers are started without any special preparation of the land. The culture given for the benefit of the grain having prepared the ground to receive the Clover Seed.

The ideal time to seed Clover Seed, either Medium, Mammoth, or Alsike, is during late Winter or Early Spring, upon a day when the soil is honeycombed by frost. Seeded under these conditions, the first slight thaw will enclose nearly every seed and enable it to start its life of service. When the grain crop is harvested the Clover will be well established and at once make rapid growth. Sow 3 to 6 quarts Medium Red Clover per acre when it is sown where Timothy also has been seeded. If Clover alone is desired, sow 6 to 8 quarts per acre.

We offer **three brands** of Medium Red Clover. “Extra” is our standard brand—the best known and most widely used. Into “Extra” brand goes only the very best seed the crop affords. It is thoroughly cleaned by most modern machinery, free from weeds—tested—averaging around 99.50% or better in purity—soundest germination. “Extra” rivals the very best brands of our competitors. And is cleaner, purer, and more dependable than the seed traded in on the Toledo Seed Exchange. “Extra” brand will altogether please you.

“Northwest” brand seed is produced under extreme weather conditions, coming from the far northwestern States. Not any cleaner or of sounder quality than our “Extra” brand, but because of its source, bears an unusual reputation for its hardness, earliness and productiveness.

“Safe” brand does not equal “Extra” or “Northwest,” but matches the so-called ‘first-grade’ seed offered by many houses. Tests average 99 to 99.30%. “Safe” brand is ‘safe’ to sow—while “Extra” and “Northwest” will please you no matter how critical you are as to quality. See Price List.

**PRICES HIGHER OR LOWER?** Which way will markets move as the season advances? We don't know. As this page is written, markets show firmness. Supply of some Clovers is not large. Some houses predict an extra heavy demand. If it comes, the law of supply and demand might strengthen prices. On the other hand, the money situation coupled with foreign conditions, might hold values down. Whatever comes, we do not look for very extreme changes either way. And believe the wise farmer will apply Clover Seed liberally this year—for no doubt a good heavy stand of Clover will pay all of its cost.



Good Crops of Hay Result from Hoffman's Clovers

**Alsike Clover** is much like Medium Red in manner of growth. The blossom is nearly white and the seed is very small with its color light to dark green. While Alsike is rapidly gaining favor as a valuable grass it is not yet as widely known as it should be. Alsike is not quite as tall as Red Clover but makes a finer hay. Alsike is mostly used in combination with Red Clover. The proper proportion to mix the seed is two parts Red Clover to one part Alsike, or three parts Red Clover to one part Alsike. This will make the growth about half and half of each. The Alsike seeds are much smaller than Red Clover Seed. It is economical to sow part Alsike, as a little less seed is needed. A bushel of Red Clover and Alsike Seed mixed as here recommended will reach as far as  $1\frac{1}{4}$  bushels straight Red Clover. When Clover Seed is high quite a saving can be effected by substituting some Alsike for Red Clover. Alsike catches better than common Red—it is therefore some insurance against failure to sow Alsike along with Red Clover, for the Alsike will succeed when Red Clover on account of unfavorable conditions may fail—the surviving Alsike will be sufficient to make a satisfactory crop. We offer "Extra" Alsike and "Northwest" Alsike. Everything we have to say of "Extra" and "Northwest" under description of "Our Brands," page 1, is equally applicable to our Alsike brands of same name. See Price List.

**Mammoth Clover**, also known as "Sapling," "Pea Vine," and "Large." It is very much like the common red variety. The blossom and shape of leaves is the same and it is used for much the same purpose. Mammoth Clover is a little coarser in the stem, grows a little taller, ripens a little later, and its roots penetrate a little deeper into the soil. It produces but one crop of hay and produces less pasture after seed is produced than common Red Clover. It will thrive on poorer soil than Red Clover and withstand drouth, as well as freezing, quite well. It should be sown about the same as Red Clover. Mammoth Clover makes excellent hay—is good for green manure and is a great gatherer of nitrogen.

### Inoculate Your Clover Seed with "Farmogerm"

(Cost of Farmogerm Much Lower)

Unless your soil is full of the proper bacteria for Clovers, it will pay you to "Farmogerm" Clover Seed of all kinds. Its use is to increase the quantity of Nitrogen the plant takes from the air while growing, and thus deposit larger quantities of it at its roots. This process will benefit the growing crop as well as those that will follow on this same soil. Farmogerm easily pays for itself, and more besides, and is recommended for use on your Clover Seed this spring. See page 4.

## "Economical Mixture"—Made of Red Clover, Alsike and Timothy

This is a combination that is a very proper one to sow for either hay, pasture or soiling purposes, and is sold so cheaply that it will appeal to all who wish to save something in grass seed bills. The proportion is approximately one-fourth Timothy, one-fourth Alsike, and one half Medium Red Clover. The reason that this mixture can be sold cheaper than the separate grasses is as follows: Economical Mixture is made from lots of Clover and Timothy (Mixed) and lots of Alsike and Timothy (Mixed) that were produced and harvested in this mixed condition. The market for such seed being narrow the farmer who grows it sells it for much less than he could get if the grasses were separate. On account of the difference in size and weight of these seeds they cannot be cleaned quite so perfectly as unmixed seed, but otherwise the mixture is made up of seed that in every respect is equal to that in our regular best grades and easily passes the seed law requirements of any State. Prices—See Price List.

### If You Grow Your Own Clover Seed

have a suitable cleaner, BUY A "CLIPPER" SEED CLEANER, Wheat, Corn, Oats or any other seed crops your farm produces. and sells at a very reasonable price. See last page.

you are fortunate, provided you are fixed with a Cleaner that will make it fit to sow. If you don't, and make better seed out of your Clover, Timothy,

The "Clipper" cleans cleaner than other mills—

**Sweet Clover.** The most popular variety of this valuable Legume plant is the Biennial White Blossom (*Melilotus Alba*.) This plant lives two years, then dies. Planted either Spring or Fall of one year it will live until Fall of the following year, when the plant will die. If left go to seed, Sweet Clover will reseed itself and last on the same ground for years.

The value of Sweet Clover is for hay, pasture, soil improvement, and to inoculate soils for future Alfalfa crops.

Sweet Clover sown in the Spring will make a fine growth of hay in the Fall of the same year. The growth may be from two to four feet tall. The next Spring, growth is rapid and may be used for either hay or pasture. Two crops of hay may be made and then another crop will follow in the late Fall. This last crop will go to seed. This cutting will also make hay but it will be of a coarse nature and not nearly as palatable as the crops that are made earlier in the season before the Clover blooms.

Sweet Clover seeded during the late summer will not make a crop of hay the first season but it will furnish fine pasture and in the following season will yield either hay or pasture in abundance, the Clover growing five to eight feet tall.


Cattle soon become accustomed to Sweet Clover pasture and prefer it to almost any other grass.

It is a splendid practice to sow Sweet Clover in corn fields at last cultivation. If good seed is used and put into the soil under favorable conditions a fine growth of Sweet Clover will result, furnishing pasture for late Fall, a Winter covering, and pasture again in the early Spring. Sweet Clover will do well in almost any kind of soil. About twenty pounds per acre should be seeded either in the Spring or in the Fall. The seed should be covered. If the soil has not grown Sweet Clover heretofore the seed should be inoculated. The best form of inoculation is "Farmogerm." There is nothing better to bring a worn-out field into farmable condition at little labor and expense than Biennial White Blossom *Melilotus*. It is worthy of any good farmer's attention for this purpose. Our stocks of Sweet Clover have been **scarified**. This is essential. This process greatly aids germination. Cost of scarifying is figured in our quotation. See Price List.

Inoculate this Seed with **FARMOGERM.**

**White Clover.** Known also as "Dutch" Clover. Has a low creeping growth. Constantly renews itself—its stems coming in contact with the earth and thus forming new plants. Very valuable for permanent pasture, lawns. Its blossoms furnish abundant nectar for bees. See Price List.

**Crimson Clover** is used largely for a cover crop and for plowing under for soil improvement. It should find more general use for these purposes. It will make good hay, but it ripens in May when good haying weather is not usually at hand. Crimson Clover is not a perennial—will last only one year. It should not be seeded until July 1st, when it may be sown where early potatoes have been harvested, or in corn fields at last



Such Results Show that it Pays to Sow Good Seed

cultivation. It will often furnish pasture over Winter and during early Spring. For a cover crop Crimson clover will make an abundant growth, ready to turn under May 10th to 25th—in time to turn under

Inoculate this Seed with **FARMOGERM.**

for most any Spring crop. By sowing Crimson in corn or after an early Spring crop, you can add an immense amount of humus and nitrogen to your soil without missing a money crop.

Crimson must be sown, however, with some care. When you sow in corn field you should first sow the seed, then cultivate so as to cover it. If you follow potatoes or grain crops, disc the land and harrow in the Crimson Seed. In an open field, rolling is advisable after seed is sown. Sow about one bushel to four acres. You will get a better stand and gather more nitrogen if you inoculate your seed with Farmogerm, fully described, page 4. See Price List.



Hubam Clover

**"Hubam"—the new Sweet Clover.** Hubam is the new annual sweet clover developed in Iowa in 1916-17. It has come into quick and popular favor. Hubam is a very vigorous, rapid growing plant. This picture shows a growth of three months—seed planted April 20, 1921—photo taken July 20th. Of course, no one wants an 8-10 ft. clover for hay, but this picture is published to show how rapidly the plant develops. It suggests what the plant may do as a green manure crop. When seeded thickly for hay or pasture, the growth will not exceed 4½ to 5 ft. In many parts of the country two

**—Hubam Clover—continued**

cuttings of hay of quality may be secured the same season the seed is sown. When seeded with small grain, like Oats or Wheat, Hubam will make a heavy growth to plow under in the fall. It is an excellent plant for bee-keepers. Blooms early and profusely.

When growing for green manuring, sow Hubam broadcast or in drills same as any other clover—about 12 lbs. per acre. Hand seeding in rows 18 inches apart with as little seed as 2 to 5 lbs. per acre, has given excellent results. Some of the tests thus far made with Hubam have given the following results:

Sown along side other clovers under exact conditions, Hubam made a 4½-ft. growth while Medium Red Clover grew 5 inches, and common White Clover 14 inches.

Planted with Wheat, Hubam made a growth 2½ to 3 ft. after the grain was cut, while Medium Red Clover did not quite cover the stubble.

By weight, Hubam produced six times as much growth for plowing under, as was produced by the Red Clover.

**“Hubam does in one season what alfalfa or the old sweet clover requires two years for doing. It will make a faster and stronger growth than any other plant yet well tested in this country. We firmly believe that Hubam Clover is the most useful manurial plant ever introduced on the Atlantic slope.”—Editorial, Rural New Yorker, June 18, 1921.**

We offer Hubam seed from stocks of the genuine strain, and are prepared to handle orders promptly. Suggest the trial of at least a few pounds this season, to acquaint yourself with the merits of this new plant. Price—See Price List.

# FARMOGERM

## The Best Inoculation FOR ALL LEGUME SEEDS

Means Better Crops—Better Soils—Less Fertilizers

Seeds of all legumes—Clovers, Alfalfa, Beans, Peas, Vetches, etc.—will yield far better if inoculated with Farmogerm, and in addition leave in the soil a heavy deposit of nitrogen which benefits all succeeding crops. Farmers who have used Farmogerm would not be without it. The demand for it grows greater each year.

### What Farmogerm Is

Farmogerm is a pure culture, or growth of nitrogen-fixing bacteria that has been selected and bred up to transform large amounts of nitrogen from the air into soluble nitrates.


These bacteria are grown in a jelly, or food, in which they remain active for long periods of time, and sent out in a bottle which admits the necessary supply of pure air, yet keeps out destructive contaminations.

**Much Lower Prices on Farmogerm (See Below)**

### What Farmogerm Will Do

Unless the soil is very acid or wet, Farmogerm will:—

1. Increase the yield and quality of legume crops, giving quicker growth and earlier maturity.
2. Increase the food value of legumes.
3. Make legumes grow in new localities, where they cannot otherwise be grown successfully.
4. Supply nitrates to other crops growing with the inoculated legume crop.
5. Enrich the soil for future crops, thereby increasing the permanent value of the farm. Better crops—better soil—less fertilizer—less labor.



New scientific methods of manufacture have given lower prices. **You cannot now afford to do without Farmogerm.** Apply it liberally this year on all of your legume seeds—Clovers, Alfalfa, Soy Beans, Cowpeas, Field Peas, Vetch, Sweet Clover, Crimson Clover. **Results are going to pay!**

Farmogerm is acknowledged the highest grade, most effective, most successful inoculation. Is endorsed by farmers, Federal Agricultural Department, and State Experiment Stations.

**Farmogerm Stays Good—It's Always Fresh—Farmogerm** keeps for years. Other inoculants get weaker each day—**Farmogerm** always has its full strength. Because of the method of sealing the bottle—a patented stopper which admits filtered air and keeps out all impurities—**Farmogerm** is just as good in five years as when first bottled. Just add water and shake the bottle and sprinkle over the seeds as directed. Your crop will benefit beyond your expectations.

**Farmogerm is Economical**—No other inoculant on the market is so strong and virile; no other inoculant will thoroughly treat as much seed. The one-acre size bottle of **Farmogerm** is sufficient for 15 pounds of clover, 20 pounds of alfalfa, 100 pounds of Canada Field Peas, 60 pounds of Vetch, etc. A different bacteria is required for each crop. **When ordering, be sure to state what crops you wish to inoculate.**


**NEW LOW PRICES:**

}	1-acre size \$1.00 each, post paid
	3-acre size 2.50 each, post paid
	12-acre size 9.00 each, post paid

Full directions go with each bottle. **Farmogerm** is easily applied—it takes but little time.

A special culture is prepared for garden peas, beans and sweet peas. You'll get more peas and beans and larger sweet peas by using this. Ask for No. 5—Price 50c.





## Timothy Seed

**"Farmer's Choice" Timothy Seed** grows more popular each year. When this brand was first sold in 1905, we then determined that into it should go nothing but the very best grade of seed obtainable. This aim was closely followed each year since then. The result is that "Farmer's Choice" Timothy seed has built up for itself a name for good quality such as is unknown to other brands throughout the sections we serve.

There is not a competing brand of Timothy seed being sold at a lower price that will give equal satisfaction.

**"Farmer's Choice" Seed** is the heaviest part of the best Timothy Cleaned Clean. Light weight immature seeds have been removed by most modern cleaning methods. Tests for purity average from 99.60 to 99.80 per cent. The very, very small portion of impurities does not consist of dangerous weeds, but of harmless fibre and other grass seeds, principally clover and alsike. Germination tests of "Farmer's Choice" Seed average very high. There is no cleaner or sounder seed offered anywhere, than is our **"Farmer's Choice"** brand.

Every bag of Timothy Seed—like other seed you buy from us—must come up to your expectation of quality or you don't need to keep it—simply return it and we'll refund your money in full, paying all freight charges. You are allowed all the time you need to have tests made, and this offer holds good.

**Price on Timothy this year is within reach of all—**sales will no doubt be heavier than for some time. Best qualities are to be had ahead of the big seed rush. Get your order in early. Buy "Farmer's Choice" Timothy Seed this year. Do not buy another kind of seed because it is lower in price. The difference cannot be great this year—and the small extra money put into "Farmer's Choice" Seed will mean for you good clean fields, and better stands of grass.

Uses of Timothy need not be discussed here. All know the wide popularity Timothy shares among other grasses. Sown alone 6 to 8 quarts of seed are required per acre. When Clover is to be added in the spring, only 4 to 6 quarts per acre need be sown. Price—See Latest Price List.



Grains of "Shadeland Climax" Seed Oats (Actual Size)

## Seed Oats

As stated on first page, this year sees a shortage of Seed Oats of good, sound quality. Collecting of our stocks has been difficult. In spite of unusual effort, and extra large premiums paid to growers in some cases, our friends can here buy the quality of Seed Oats they wish to sow.

The Shadeland Oats offered on following pages deserve special mention. There is no experimenting in using such seed. Same has proven very profitable to hosts of our friends throughout the East during past seasons. Every other kind offered has proven a reliable producer. Look over the list—make your selections—order promptly. Please remember—every purchase must please you.

**Seed Oats—continued next page.**



Prize-Winning Sheaves of "Shadeland Climax" Oats

## "Shadeland Climax"

### Seed Oats

A "branching" or "tree type."  
 Ripens—Early.  
 Grain—Large—White—Heavy.  
 (Thin Hull—Plump Berry)  
 Straw—Long—Very Stiff.  
 Yields Heavily.

In a year of such scarcity of good Seed Oats, our trade is surely fortunate in being able to purchase this splendid variety. Our stocks of "Shadeland Climax" have been gotten with the greatest difficulty—they are coming direct to Landisville from the section they were produced—a distance of over 3,000 miles—the States of Washington, Oregon and Montana. The quantity of them at hand is not large. When present stocks are sold, we will have to remain Sold Out—no more can be gotten. Hence we state—order your "Shadeland Climax" early and in this way be sure to get them.

**THIS "SHADELAND CLIMAX"** variety was developed in the famous Shadeland Valley, of the State of Oregon, extending for a hundred miles south of Portland. This valley is not flat, nor is it irrigated. The land is rolling to hilly. Here it is that Oats grow to perfection, and the Shadeland Valley has long had a reputation for producing Seed Oats that is always white, heavy, strong in germination and vitality. When taken to other localities, Seed Oats from this section carries with it the power to produce extra heavy yields.

The three sheaves shown above attracted more attention than all other oats shown at the Panama Exposition in 1915. Besides being a variety of beauty, it is one of unusual productiveness—yielding more fine, heavy oats per acre, even on thin soils, than any other variety grown on the Pacific Coast.

This is the fifth year we have been fortunate enough to secure this Oats for our trade. The demand for seed of this kind throughout the far Western States is enormous—and the result is that we Easterners must pay fancy premiums to get even small quantities. Freight charges on a car of Oats from this section are terribly high—close to a thousand dollars per car—this explains the advance premium we must ask our trade for this seed over prices asked for seed produced nearer home. But even at this advance the trade demands "**Shadeland Climax**" seed whenever we can get it for them.

We wish it were possible for readers of this page to hear personally the good words spoken by many of our trade regarding their Climax seed. Results obtained by Eastern farmers sowing this variety in past seasons have almost without exception been very much more satisfactory than they have gotten with any other kind of seed oats they have sowed.

Planted here in the East side by side with other favorably known standard varieties, "**Shadeland Climax**" invariably came out first in yield and led the others in points of excellence.


"**Shadeland Climax**" is a "sprangle" or "Tree" type of Oats. Large in the berry, often showing three grains to a spikelet. The hull is thin, and the hulled oat berry is one of the largest and finest you ever saw. Weighs 40 to 42 lbs. per measured bushel.

No oats is absolutely rust-proof, but "**Shadeland Climax**" has real rust-resistant qualities that make it safe from ordinary attacks when other varieties yield to rust's ravages.

"**Shadeland Climax**" is early—ripening ahead of other large-berry sorts. "**Shadeland Climax**" has unusually stiff straw. Has been standing up very well under its burden of grain under the most trying circumstances.

Lastly and most important, "**Shadeland Climax**" is one of the heaviest yielding tree oats. On tracts of hundreds of acres, it has given yields of 93 bushels per acre. On smaller tracts more than 100 bushels per acre have been harvested. In the best tests possible—alongside of other varieties—it has come out first—first in yield—first in rust-resistant qualities—first in ability to stand up against storm—first in weight of grain, thinness of hull, and the most beautiful white oats that can be seen.

Customers who grow Oats—and who want to grow a variety that will be a pleasure to look at and a surprise to their friends—and, lastly, want to grow them for the profit they get from the crop—should sow "**Shadeland Climax**" seed from this far Northwestern section. Price is higher than our standard varieties, but not a bit higher than the real worth of such seed. See Price List. Order only in multiples of  $\frac{1}{2}$  bushel—such as 6,  $6\frac{1}{2}$ , 7,  $7\frac{1}{2}$  bushels, etc.



"Shadeland Climax" Seed Produces Good Results


Customers who grow Oats—and who want to grow a variety that will be a pleasure to look at and a surprise to their friends—and, lastly, want to grow them for the profit they get from the crop—should sow "**Shadeland Climax**" seed from this far Northwestern section. Price is higher than our standard varieties, but not a bit higher than the real worth of such seed. See Price List. Order only in multiples of  $\frac{1}{2}$  bushel—such as 6,  $6\frac{1}{2}$ , 7,  $7\frac{1}{2}$  bushels, etc.

#### RATE OF OATS SEEDING, ETC.

Given a good seed bed and a productive soil,  $2\frac{1}{2}$  to 3 bushels of Oats by weight are sufficient to seed an acre of any ordinary variety if drilled. On thin land slightly heavier seeding is advisable. Small kernel varieties need not be sown so heavily.

Hand seeding is wasteful. Drill seeding is uniform as to depth. Sow one-half to one inch deep, in moist soils—deeper in dry soils.

Sow early, very early, just as early as the ground can be prepared. Nothing gained sowing early on ground not properly prepared.



## “Shadeland Senator”

The Most Beautiful Grained Oats  
You Have Ever Seen

This is no idle statement—**Shadeland Senator** is indeed the prettiest Seed Oats one could look upon. Yet **Shadeland Senator** is more than an oats of beauty. It is a variety of great value. It is a true ‘**Side**’ or ‘**horse-mane**’ type—not greatly unlike the famous White Tartar in many respects. Although the grain is larger, it is of much the same type. Heads are formed in practically the same manner—they are of good length—borne on good, stiff straw—that stands up very well under adverse conditions. Ripens very early. **Shadeland Senator** is especially adapted to heavy land.

Our supply came direct to us from the grower in the State of Oregon—and is the genuine **Shadeland Senator** type. This variety is especially noted for its productive-ness. Read this report from a dry season (given by the originator of the **Shadeland** varieties.):

“The **Senator** Oats were planted May 15th, at which time we had a slight shower, enough to sprout them. They were drilled on land prepared for clover, and had but one or two light rains from planting to harvest—August 17th, 93 days from planting. Early seeding would have filled them even better. They also had several days of hot winds before being bound, but threshed out beautifully, yielding 96 bushels per acre. Seeded in good land, this oat will do well, and where oats are liable to lodge, **Senator** will stand up—has stiff straw. Note the size of grains and the fine color.”—C. D. Nairn.

We consider the above an exceptional showing—and have no hesitation recommending **Shadeland Senator** for growth hereabouts. This is said because of the exceptional records **Shadeland Climax** (produced in this same locality as **Shadeland Senator**)—has been making throughout the East, since its introduction by us six years ago.

Not until this season—and we have been trying since 1915—have we been able to secure some of this variety for our trade. The quantity is very small—even though we paid its former owner an exorbitant price. Besides his large premium, we freighted the shipment all the way across the continent—hence the reader can readily see the cause for the following prices at which this small supply will be sold. Many will want to make trial plantings of **Shadeland Senator**, and because of the small amount we own, we must refrain from selling more than 10 bushels to one party. **Prices:—1 lb. (postpaid) 20c.; 6 lbs. (postpaid) \$1; ½-bu. (express collect) \$1.50; 1 to 5 bushels at \$2.50 bu.; 6 to 10 bushels at \$2.25 bu.**

## “Improved White Russian” (Side Oats)

We are sorry to announce this spring’s very short supply of White Russian seed. Our grower in North Dakota, because of an extremely dry season, suffered a short crop—and furthermore, requires more than usual for his own reseeding. Result is—he could furnish us only a very small quantity. **Readers desiring this variety should order it immediately.**

Improved White Russian is a genuine Side or Horse-mane type. Matures early. Grows a tall stiff straw—long, well-filled heads. Grains have exceptional thin hull, shelled grain is large, plump and heavy. “White Russian” yields heavily—numerous crops of 85 to 100 bushels per acre have been recorded. Our trade throughout the Eastern States having reported extra good results from our White Russian seed of past years, makes us doubly regret this season’s condition—that we cannot more widely advertise them to other parties who have not as yet gotten acquainted with the unusual merits of this variety. See Price List.



## “Swedish Select” Oats

This is one of the most valuable varieties. If any of our readers have trouble deciding upon what kind of oats they wish to sow—they could settle the matter shortly and safely by choosing Swedish Select. The supply of this variety warrants a low price per bushel, notwithstanding the fact that the quality of this year’s seed is good—in fact, about all that could be expected in even a normal year.

There has never been a more popular oats among our trade—year after year the call for Swedish Select becomes greater. For the very moderate investment required, our Swedish Select seed will give its purchaser a good return. Full details of the variety are given in following paragraphs.

“Swedish Select” was brought to this country from Russia, by the Department of Agriculture, in 1899. It at once became popular because of its heavy yields and other desirable characteristics. It is early, has a stiff straw that prevents lodging, and is a branching variety. A few years after its introduction to this country, Mr. G. A. Garton took it to England, and there under his care and breeding so improved it that when it was again sown in this country it showed even greater yields than when first brought from Russia.

The Bureau of Plant Industry at Washington, in an official bulletin, said of this variety: “It has been shown that the ten-year average yield of this Oats at the Wisconsin Experiment Station was eight and one-half bushels per acre greater than other varieties. Our customers who have purchased this variety from us in the past have had good results—favorable reports have come from all sections.

One characteristic of the Swedish Select is its great root development. This gives it power to go through with big yields on almost any kind of soils or under varied conditions. Customers having high, dry situations or clay-loam soils on which other varieties have not succeeded will do well by sowing this popular variety.

Swedish Select is grown with success in almost every section where oats is grown on a commercial scale. Farmers who want a branching variety of a well tried, reliable kind can safely put their trust in Swedish Select, regardless of the acreage they want to put out. We advise sowing 3 bu. per acre.

Order in multiples of  $\frac{1}{2}$  bu.—such as 5,  $5\frac{1}{2}$ , 6,  $6\frac{1}{2}$ , 7 bu. etc. See Price List.

---

INOCULATION OF SEED is going to be practiced more than ever this Spring. Farmogerm is selling at about half former prices. Better scientific production methods have brought this about. You’ll find it profitable for Clovers of all kinds—Alfalfa—Soy Beans—Cowpeas—Vetches—or any other legume you are planting this year.



Showing Tall Stiff Straw of "American Banner" Oats

plenty long enough to easily mature "American Banner" oats—and as to yield and general qualities this variety will please its most exacting growers. See Price List. Order only in multiples of 1/2 bushel—5, 5 1/2, 6, 6 1/2 bu., etc.

## "American Banner" Oats

This Oats has a reputation as an exceedingly heavy and reliable yielder. Very hardy and prolific, and yields beautiful white kernels. Our stocks were produced along the Northern border States. Seed is unstained—of good bright color. **Weighs 38 to 41 lbs. per measured bushel.**

A "tree" or "branching" variety—produces good long heads—closely built up. These are borne low down on the stalk—this quality prevents lodging. Straw of "American Banner" Oats is stiff—grows to good length. This is a variety well adapted for growth on richer soils than many other varieties—straw being more thick-walled and storm resistant than that of average oats.

The "American Banner" Oats has an especially thin hull—the kernel when hulled being surprisingly large, and very meaty. Indeed, the proportion of feeding value in the grain of Banner Oats is much more valuable than that of many larger-appearing sorts, whose hulls constitute a good portion of the grain. Whether you grow oats for your own use or for the market, this point of feeding value goes a long way toward deciding the value of your crop.

This variety is not what should be called the earliest—it is an in-between sort, as compared to the extremely early and the late varieties. The unusual yields procured from seed of this variety, and its full, plump grains cannot be grown in the shortest of seasons. Seasons for producing oats throughout Pennsylvania, New York, Ohio and the neighboring States are



## "Bumper Crop" Seed Oats

"Bumper Crop" Seed Oats. Small quantity of Seed we have of this variety prevents more space being given to it. Bumper Crop is one of the finest varieties on our list—large in the grain—very stiff-strawed—early—very prolific yielder. Grows a very compact head—is an exceptional stooler—unequaled for rugged hardiness. Bumper Crop is among the worthiest varieties of Oats in cultivation to-day—and farmers growing it are always well-pleased with crops they get. The color of a portion of this year's "Bumper Crop" is not quite as bright as sometimes—but careful tests show sound germination of the seed. See Price List.

### Hoffman's Seed Corn

Tested and sound in germination—insures full, even, stands and best crop results.

### Always Keep in Mind

our "Bag Free" and "Freight Paid" Offers. They mean much when you compare our prices.

Head of "Bumper Crop" Oats



## “Peerless” Seed Oats

Here is an oats at a very low price for those who want something good at a figure only a little above the

cost of feed oats. Very pleasing reports have come from customers who have used this seed during the past five seasons.


“Peerless” is a regular tree or branching oats—is not the very earliest maturing variety, but is classed as an early sort. Ripens in mid-season. Our stocks are of good heavy seed—bright color—well cleaned and sound—free from weeds—strong in germination. It will please. The stock offered came to us from northern Illinois. See Price List for quotations. When consulting same, please consider that both the cost of bags, and the value of our Freight Paid offers are figured in the price. These are important items, don’t overlook them. If you want a good variety for a small outlay of cash, and a kind that will produce a satisfactory yield, order this “Peerless” oats. Orders must be in whole numbers of bushels, such as 5, 6, 7, 8, etc.

## Alfalfa Seed

With the outlook for moderate-prices on Alfalfa Seed, this year offers a good opportunity to start Alfalfa at low cost. To those who have made unsuccessful attempts in the past, we say—this is the year to try Alfalfa again.

Success with Alfalfa depends upon careful starting [read paragraph on “Good Seed” below], hence we urge careful following of the suggestions made on these pages regarding proper seed, preparation, etc. If these details are followed closely, results will be highly pleasing.

The three big points favoring Alfalfa are: (1) the tonnage of valuable hay it produces each year; (2) the number of years the crop will stand without reseeding; (3) the ever increasing value it puts into the soil which is producing it. While crop after crop of hay is being taken off, the soil planted to Alfalfa is constantly gaining in richness. Alfalfa doesn’t ask the farmer for nitrogen—it is a legume, gathers its own nitrogen from the air, and deposits great quantities of it in the soil at the roots of each plant. Nitrogen, as you know, is one of the most important elements in the soil. The Alfalfa plant’s long roots reach way down into the sub-soil many feet, and bring up phosphorous and potash, and store it near the top-soil for the use of succeeding crops.



“Northwest” Seed Means Better Alfalfa

### Good Seed of Greatest Importance

There is an ample supply of good seed in the country—but there is also much inferior seed. Large quantities of imported seed were carried over from last year. Its quality is not desirable. Certainly the firms holding it will try to sell it, and must offer it on a low price basis. Don’t be induced to buy this grade of seed—even though it costs a few dollars less per bushel. You’ll find it the most expensive in the end. Buy the very best seed you can procure—be sure it is northern grown American seed. Certainly it costs more, but divide its extra cost among the several years it will outlast the other strains, and you will find it the best investment.

You can place absolute dependence on receiving good, clean, American seed, of vigorous germination, when making your selection from the varieties offered on next page.

**EVERY PURCHASE YOU MAKE MUST PLEASE YOU.** Selling good seed has built our business. We’ll try to please you with the quality of every bag of Hoffman’s Seed you open. Should we fail to do so—be free to let us know about it at once. Read Our Money Back Plan (first page).

FACTS ABOUT ALFALFA

“ There is no State in the Union in which Alfalfa cannot be successfully grown.”  
 Alfalfa produces from 3 to 7 tons hay to the acre.  
 It has as much protein as Wheat bran.  
 360 stalks have been grown from one seed.  
 It does not exhaust the soil, it enriches the soil.  
 It will grow 3 to 5 crops a year.  
 Alfalfa in money value is worth 45 per cent. more than other Clovers and 60 per cent. more than Timothy.  
 One acre will pasture 20 pigs for 6 months.  
 Three pounds a day makes a full feed for fattening Lambs.  
 Four to five pounds makes full feed for fattening aged sheep.  
 Thirty-five pounds makes full feed for fattening steers.  
 Sheep fed on Alfalfa will gain from 8 to 15 pounds in 75 days and will double with small grain ration added.  
 Lambs wintered on Alfalfa will produce one to two pounds more of wool than when on the ranch.  
 Fed to dairy cows Alfalfa maintains the flow of milk equal to June Grass. It can be chopped fine with corn meal. Such a mixture is worth more a pound than the original corn meal.  
 “ Its long branching roots penetrate far down, push and crowd the earth this way and that, and thus constitute a gigantic subsoiler. These become an immense magazine of fertility. As soon as cut, they begin to decay and liberate the vast reservoir of fertilizing matter below the plow, to be drawn upon by other crops for years to come.”

Hoffman’s “Northwest” Alfalfa


The very choicest strain of Alfalfa Seed possible to secure. This brand is recommended unconditionally to our customers. It is the cleanest, brightest and strongest seed from non-irrigated fields in the far Northwest. This includes the districts adjacent to the North Rockies and Black Hills, the Most Northern sections where Alfalfa Seed can be matured. Very little of the seed ever reaches the Eastern markets. “Northwest” Alfalfa possesses vigor and hardiness unequalled by seed grown elsewhere. Only a strong, vigorous strain can endure the climatic conditions of the Northland. Feeble plants can't live there. Therefore, the seed matured is only from strong plants of the most hardy types.

Most of the quality of seed from this section fit for our Northwest brand is eagerly purchased for re-seeding right in the states where it is produced. Our stocks were procured with the greatest difficulty, and at prices that forbid the possibility of selling as low as the common Alfalfas in the market. However, the price is within reach. We firmly believe that one-fourth less of our “Northwest” Alfalfa seed is needed per acre than of the common brands; so that the use of this hardy strain of Alfalfa from the Black Hills and North Rockies is really a matter of economy.

At this writing we are fortunate owners of fair sized stocks of this strain—but we urge our customers to order this brand long in advance of seed time. Most of our trade demands “Northwest” Seed, and we don't want to disappoint anyone by being sold out of this strain of seed when his order is received. See Price List.

“Extra” Alfalfa is not second grade by any means. It represents the very highest possible degree of purity, as well as germination. Beautiful as to color. It is Northern grown, American, unirrigated seed. Not grown as far North as our “Northwest” brand, but in a latitude that makes it suitable for culture all over the Middle Atlantic States. Has given complete satisfaction. It will compare favorably with any competing brand in the market, both in purity and growth. In vigor and hardiness it is second only to our “Northwest.” See our Price List.

“Grimm” Alfalfa. It is claimed for Grimm Alfalfa that it has larger crowns and a more spreading root system than other strains of Alfalfa, and that Grimm Alfalfa will start better in undrained, wet locations. The reputation of Grimm Alfalfa was made before the splendid hardy and prolific strains were developed in the Black Hills and North Rockies, and at present these new Alfalfas produced in the Northland are close competitors with the Grimm strain. See Price List.



THE ALFALFA PLANT. Observe the many nodules on the roots. These contain the nitrogen the plant collects from the air while growing. Inoculating the seed with “Farmogerm” increases this supply of nitrogen. See page 4.



## Instructions for Growing Alfalfa

**1. PLANT IN A DEEP, LOOSE, WELL-DRAINED SOIL.** Where soils are rather thin the condition can be remedied by deep plowing. Alfalfa has a deep-feeding root system which can not be utilized without favorable top soil conditions. When this is furnished the roots will soon reach down through rather stiff clay soils. Soils that are sandy or lacking in fertility should be corrected by heavy applications of manure. If the land is sour it must be sweetened by liming. See paragraph 5.

**2. THE SEED BED MUST BE WELL PREPARED.** The soil should be thoroughly pulverized to considerable depth and then made quite firm by rolling or dragging. The land must have a chance to settle. It usually takes as much as six weeks for the land to settle, though in periods of frequent heavy rains the settling process may require only four weeks. The disc and harrow are the tools needed to follow the plow in soil preparation. After the ground is thoroughly prepared it should be harrowed after each rain. If it does not rain the land should be harrowed every ten days until the seed is sown; this will insure sufficient moisture for germination and destroy the weed seeds in the soil. Unless the land is thoroughly freed of weeds ahead of seeding there is danger of same making headway and choking out the Alfalfa plants while they are young and tender. When you plan Alfalfa seeding long in advance you should grow cultivated crops ahead of the Alfalfa, and make every effort to destroy every possible weed plant before it reseeds itself.

**3. IF SOIL LACKS HUMUS** it is well to supply it by turning under clover sod or cow peas or soy beans or crimson clover or sweet clover. This will make the soil friable and with the manure you apply will give the Alfalfa the fertility of soil to sustain it in its early growth. Alfalfa when established is a strong grower and will look out for its own feed if there is anything in reach. But when the plant first starts it is indeed weak and must have plenty of available food in order to make a good growth the first year. Then it will build a strong tap root which will enable it to winter well and start vigorously to produce growth of hay the following Spring.

**4. INOCULATION IS NECESSARY.** This means that you must plant in the soil nitrogen-fixing germs or bacteria, without which Alfalfa cannot flourish. Where sweet clover grows vigorously by the roadside it is possible your land has naturally the proper bacteria to grow Alfalfa, as these two bacteria seem to be the same, and where one grows the other will thrive. Your soil may be full of clover bacteria or cow pea or soy bean bacteria, but these germs will not help your Alfalfa. So that it will be necessary to supply these Alfalfa germs or bacteria artificially. We believe the very best bacteria to buy is that sold under the name of "Farmogerm." We keep it in stock at all times and furnish it to our customers. See about "Farmogerm" on page 4 of this catalog. The manufacturers of "Farmogerm" were the original discoverers and introducers of commercial bacteria and their product is the most dependable that can be secured. Their laboratory processes are most elaborate and scientific. We absolutely know after putting out thousands of dollars' worth of "Farmogerm" that this form of cultures is all that is claimed for it. There are other methods of inoculating Alfalfa, but we cannot recommend them.

**5. USE OF LIME FOR SOIL ACIDITY.** Alfalfa must have soil that is sweet and not acid. Where crops of grain have been grown successively for many years soils are apt to become acid. You can test your soil yourself, as follows: Buy a dime's worth of blue litmus paper at your drug store. Take a knife and cut into the ground you want to test, pressing the earth slightly apart. Then push a piece of the blue litmus paper into the opening and press the earth firmly together so that the blue litmus paper will be held firmly and leave it there for several hours. The soil must not be too dry. If the paper turns from blue to red it is evident that your soil is acid and needs lime to correct it. To insure correct results the test should be repeated in several parts of the field. Burned lime should not be used in greater quantities than two tons per acre. If ground limestone is used an application of 3,000 pounds per acre is recommended. Where agricultural lime is procurable it is safer to use than either of the above forms, as it is not caustic. Two tons of lime or more, not caustic, per acre may be used. All lime must be applied after plowing and same must be worked in thoroughly, preferably by discing and, if possible, a few weeks before seeding.

**6. BEST TIME TO SEED.** This is different in different localities and depends upon climatic conditions and upon whether you can give proper attention to soil preparation, weed killing, etc., in advance of any set time for seeding. You can sow either Spring or Fall, here in the Middle Atlantic and Ohio Valley States. A very good rule is to seed **as long ahead of the most trying seasons** for the young plants as possible. Any time in late April, May or June in the Spring, or late July, August or early September in the Fall is permissible, provided the other conditions in these paragraphs have been taken care of. Where very hot mid-summers must be feared, early Fall seeding should be considered. Where very severe winters are anticipated Spring seeding may be preferred. We have observed that among the successful Alfalfa growers of Pennsylvania and adjoining States Spring and Fall seeding are practiced in about equal proportion and with about equal success.

**7. SHALL THE SEED BE COVERED?** By all means cover the seed. Seeding on top as clovers and timothy are occasionally seeded will be risking failure. On heavy loam soils cover the seed from three-fourths to one inch. On sandy soils that dry out readily cover one and one-half to two inches. Alfalfa seeds have a hard coat and will not germinate unless the seed is firmly packed in damp soil. When seed is broadcasted a shallow set smoothing harrow or a weeder must be used. We believe in rolling after working in the seed. Alfalfa disc drills do splendid work as the seed can all be placed in the exact depth that is required.

**8. HOW HEAVY TO SEED.** In the East more seed is needed than in the West. We advise using plenty of seed. Ten to twelve pounds would be sufficient here in the East if all other conditions

—Continued next page.

—Instructions for Growing Alfalfa, continued.

were exactly as they should be. Unless you have eliminated all danger from weeds and are absolutely sure of sufficient dampness to encourage perfect germination and can place every seed at the right depth you will be much safer if you sow twenty pounds per acre. We know many successful Alfalfa men who put in thirty pounds per acre. This is a matter of judgment which must be considered together with every other condition under which the Alfalfa bed is started.

**9. ABOUT NURSE CROPS.** Nurse crops, where there are some weeds to contend with, help to check them in Spring seeded Alfalfa. A nurse crop may be harvested and the income derived will help toward the expense of starting the Alfalfa. This way the use of the land the first year is not entirely surrendered to the Alfalfa. The nurse crop should be sown lightly. Heavy seeding will rob the Alfalfa of moisture and fertility. Don't use Oats. Oats drink too much water and shades thickly. Spring barley, beardless preferred, at rate of 3/4 bu. per acre, is the most suitable grain to use for nurse crop. Don't plant nurse crops with Alfalfa in the Fall. When nurse crops are used in the Spring sow the grain and Alfalfa separately.

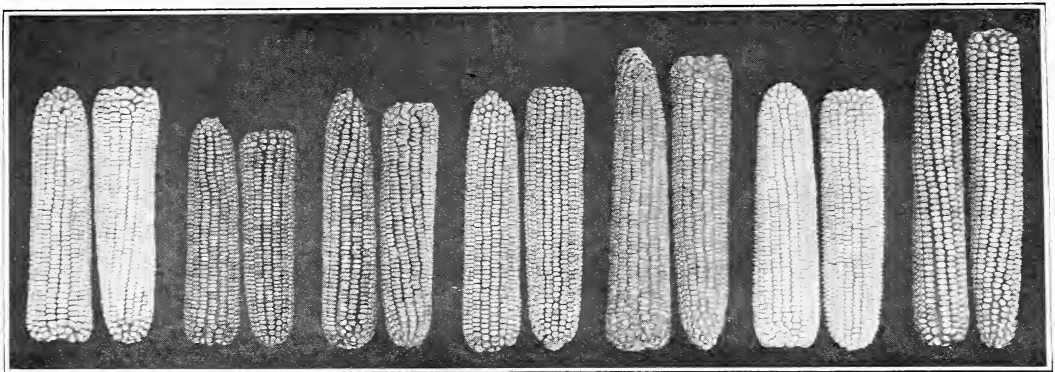


Photo to Show Relative Size and Type of Ears

White Cap	Early	Golden	Reid's	Long's	Johnson	Lanc. Co.
Yellow Dent	Leaming	Yel. Dent	Yel. Dent	Champion	Co. White	Sure Crop

# Seed Corn

Because of its rich, fertile soils and favorable climate, Lancaster County is better adapted for the production of first-quality Seed Corn than is any other section. This book offers you strictly Lancaster-County-grown stock, with the only exceptions of Red Cob White Ensilage (Ohio-grown) and the Flint types.

Among our growers, greatest precautions are taken to grow pure seed of desirable types. Back of all our varieties are records of heavy production, patient selection and breeding that make for heavy yields.

Seed ears are selected at husking time, and placed at once in special drying racks in our warehouse. By this means, no two ears touch until ready for shelling—perfect air circulation is about each ear. Besides natural drying, heat is applied in damp or extreme cold weather. After thoroughly dried, the tip and butt grains of each ear are removed—before shelling. After remainder is shelled, it is closely graded and cleaned.

Quality of this stock is second to none—its cost is very moderate—only a few cents per acre higher than corn of your own growing. Please do not judge the quality of our Seed Corn by that of other houses you may have purchased in the past. Last year, in an actual test by comparison of our own product with that of eight of our competitors, competent judges certified our quality to be greatly superior. We are taking special interest and pride in putting out our Seed Corn just about right, and for the small cost of it—it will prove profitable to any reader to secure his seed from this list. Remember please—this stock is grown under favorable conditions—and is of the best quality. Varieties listed are kinds that have proven profitable yielders.

**Shall We Substitute?** In ordering Seed Corn always advise your second choice if you have any. Early orders of Seed Corn insure getting your first choice.

**SEED CORN ON THE EAR.** Early in the season we can accept orders for some varieties on the ear. As soon as our corns are thoroughly dried out we start tipping, butting, shelling, grading, cleaning, after which only Shelled Seed Corn can be procured. Only full even bushel lots corn on the ear 70 lbs. each will be sold. Don't order fractional bushels of corn on the ear.

## “Lancaster County Sure Crop”

There could be no better reason given for Lancaster County Sure Crop leading our list than the following—It is the most popular corn we have ever sold. As an all-around general purpose corn—both for husking and silage use—we don't believe there is a superior variety. The adaption of Lancaster County Sure Crop to Silo use is discussed fully on page 16. We here give some statements regarding its crib-filling ability.

This corn differs in type from every other variety on our list. It is an odd variety. It will never take prizes at a corn show. It doesn't conform to the standards that corn judges like to see—doesn't have the fancy, straight row manner of growth. Note the tendency to grow on curved row as shown on the picture. Nor the uniformity common to many other corns. However, it has many excellent qualities not considered at the shows, that make it a most valuable variety to grow.

**It is a Sure Cropper.** Its extreme tendency to grow leafy accounts for its ability to withstand drought and other serious drawbacks. This broad leafy growth makes it a valuable fodder corn. We know of no other variety of corn that is so sure to produce a nice big ear on every stalk in the field as Lancaster County Sure Crop. Nubbins are very scarce.

**A Variety for Rough and Ready Culture.** While this corn will do well on the richest land and respond to careful cultural methods, we want to recommend it particularly for farms not so fertile, where corn frequently fails and where the best attention can not always be given.

**It will Fill the Crib.** Not because the ears are so thick, for there are only 16 to 20 rows of grain on each ear—but because each stalk will reliably and surely do its duty by producing a nice ear, and because the length of the ear makes up for its lack of extreme thickness.

**It Shells Well.** The cob is very thin. The grains are not so deep as the corn experts desire, but they are more squarish, with no lost space between the rows of grain; 66 to 68 lbs. of ears easily shell a bushel of grain.

**Rich in Protein.** No corn we know of is richer in protein than Lancaster County Sure Crop. This has been established chemically and by practical experiment. This is indicated by the color, which is a rich yellow. When shelled, the grain has a reddish cast. This color, with the great length of the ear, are among the oddities of the variety.

**Matures Early.** Not extremely early, but is classed among the early corns. Matures in almost all sections of Pennsylvania and Ohio, except in very high mountainous locations.

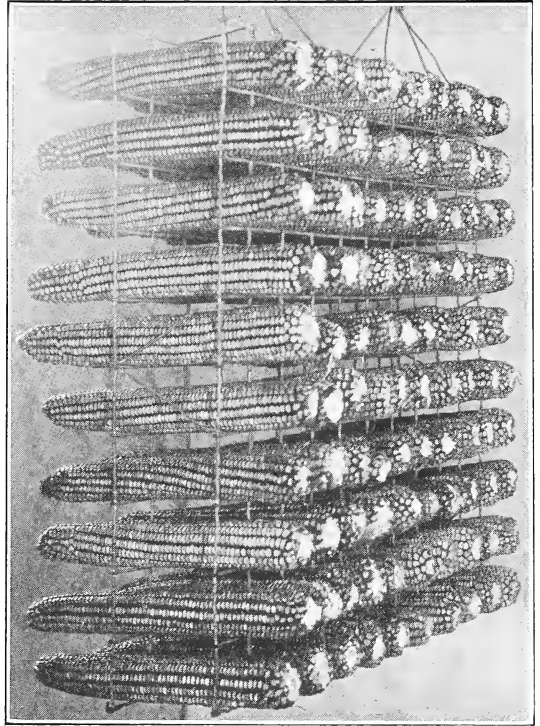
**Husks Easily.** Among the folks who do the actual work of husking the crop, Lancaster County Sure Crop has won many friends—for this corn husks very easily, and this fact is surely worthy of mention. See Price List.

### “Longfellow Yellow Flint.”

This is an eight-rowed variety, making ears ten to fifteen inches in length, that can be grown where seasons are too short for the early dent varieties. It is productive, yielding two ears to a stalk. Can be planted as late as July 1st and mature a fine crop. Sold shelled only. See Price List.

### “White Eight-Rowed Flint.”

This variety is similar to the above sort except as to color. Sold shelled only. See Price List.



Ears of “Lancaster County Sure Crop”

# Seed Corn (Varieties for Ensilage)

The silo has become an immense factor in dairy farming. Corn must be the foundation for practically all kinds of stock. For dairy feeding it is well to have some of this corn to feed in a succulent state for as long a period as possible. The silo is the solution of the question of how to provide juicy, palatable, bulky feed after winter sets in. It also solves the question of preventing waste in corn production. The entire stalk, including the leaves, the husks, the grains of corn, and even the despised cobs, are saved and stored economically and in convenient form for stock feeding. The silo came into use slowly but surely. Its value is now fully recognized. The kinds of corn for silage and fodder have been given our careful attention and we offer varieties unsurpassed for these purposes.

**“Red Cob White Ensilage”** This variety is a pure white corn on a red cob. In our estimation, it is the best special ensilage corn, as well as the best fodder corn. We have been selling this same variety for the past eight years, and have been receiving uniformly very good reports from the trade.

“Red Cob White Ensilage” is sweet—tender—juicy; has short joints, abundance of leaves, and grows to a good height. It is leafy throughout its length and yields an almost unbelievable tonnage of either ensilage or fodder.

“Red Cob Ensilage” may be depended upon anywhere. In the North and wherever seasons are short, the ears will not fully mature. Where the seasons are average length to long, Red Cob White will mature considerable grain. You might care to read some of the reports from users of Red Cob White Ensilage:

NEW YORK—“As usual, your RED COB ensilage corn has given satisfaction.”

“One 7-acre field of your Red Cob White ensilage produced one-third more fodder than a 9-acre field of another variety.”

OHIO—“We are better pleased every year with your Red Cob. Its germination properties can't be beat.”

“Your Red Cob Ensilage is preferred here to any other—the acreage for the coming season will be much larger than last.”

PENNSYLVANIA—“That Red Cob Ensilage corn was certainly great stuff. It filled both silos—and I couldn't use all there was, I gave 5 acres of it away to my neighbors.”

WISCONSIN—“The ‘Shadeland Climax’ Oats is a wonder, and the corn ‘Red Cob White Ensilage’ I can't write enough about. I grew the best and tallest corn around this part of the country—it measured 12 ft. high.”

MASSACHUSETTS—“The field of Fodder Corn that received first premium at our County Fair was grown from your Red Cob seed. It grows larger, has more ears and leaves than any other variety.”

MAINE—“We consider your Red Cob Ensilage far ahead of any corn now grown. It always grows perfectly and gives satisfaction.”

You pay for no cobs—dirt—or unfit grains when you buy the Red Cob seed we offer you this season. All is very carefully re-cleaned. Careful tests have been taken to insure full, sound germination. Every bushel of Red Cob White Ensilage seed you buy from us will grow and thrive—and we are certain will give a very good account of itself on your farm. See Price List.

**ADD SOY BEANS TO YOUR SILAGE.** Here we take space to urge our friends who have Silos to grow Soy Beans for Silage as well as Corn. One part Soy Bean growth to four parts Corn will make of your Silage a perfect ration. The Soy Bean plant will supply the protein that the Corn lacks. You can grow the Soy Beans right in the same row as the Silage Corn. Or plant the Soys separately. Read pages 23 to 25 for comments on Soy Beans as source of Protein.




Cutting “Red Cob

## “Lancaster County Sure Crop”

Nothing said about any other variety of silage corn described in this book, must in any way reflect on the value of our “Lancaster County Sure Crop.” Each season of the past several years sees a steady increase of this variety on many of the best farms of the East. We have never put out one single variety of corn that has earned for us as much good-will as has Lancaster County Sure Crop. It will continue to advance in popularity as the seasons go along—for it is a most worthy kind of corn.

For many years we sold this corn as a straight cribbing variety before our trade began



Lancaster  
County  
Sure  
Crop



White Ensilage”

Photo courtesy Coe-Mortimer Co.

to tell us of its merit as a Silage corn—a producer of fine stover. Of late, many have come to believe that considerable corn, as well as stalk, should go into the silo—and that where length of season permits, the corn grains should be well glazed before cutting. Farmers with this viewpoint are firm believers in Lancaster County Sure Crop as the very best corn for this purpose. Because of this, our trade in this Sure Crop variety for ensilage purposes has grown to immense proportions.

Many large dairymen throughout Pennsylvania, New York, New Jersey and Ohio, and the adjoining States, now depend each year upon this variety—and our Lancaster County grown seed—for their silos. Farm Bureau Agents throughout Pennsylvania have become acquainted through tests with the merits of this variety—rich in its protein content—with its nutritive value as compared to other silage corns, and recommend it highly.

“Lancaster County Sure Crop” **grows quite tall—is very leafy—develops early—withstands drought—will develop corn well to the north—makes a richer ensilage than most other varieties.** You will be pleased with Lancaster County Sure Crop as a silo-filling corn. See Price List.

## “Long’s Champion Yellow Dent”

You can get an idea by looking at the picture on page 18, as to the size of stalk this variety grows. It makes very heavy fodder. Has found great favor as a silage corn. Very popular in the northern and New England States especially. Grows grain and stalk of rich test as to feeding value. Full description pages 18 and 19. See Price List.

## “Johnson County White.”

When a silage corn is supposed to grow on thin or poor soil, this variety is a favorite. It is widely used for silo purposes in certain sections—makes a heavy growth of fodder—is certain to please in this use. Full description top of page 20. See Price List.

**"Reid's Yellow Dent"** leads our list of straight yellow cribbing corns. Not one year have we had enough of this variety to supply the demand for it. No better evidence could be given of its popularity. Reid's Yellow Dent is a first-rate, all-around, practical variety of yellow corn. Ears are medium in length—**cob** is red and **very thin**. Grains are deep. Rows run very regular from end to end—and are set very closely on cob—there couldn't be a more compact ear. Reid's Yellow Dent fills out well at both

tip and butt. Few corns show such a big proportion of shelled grain to cob. Reid's YD is an early corn. Not quite early enough for the Northern exposed slopes of Pennsylvania Mountain sections, but will mature nicely anywhere else in

Pennsylvania, Delaware, Ohio, New Jersey, Virginia and West Virginia. It is suitable alike for land that is only moderately fertile, as well as for rich soils.

Reid's Yellow Dent will produce a good solid ear and every stalk can


be depended on for this result. This is an important test of any variety. No corn will yield heavily per acre unless each stalk can be depended upon to yield a creditable ear. Reid's is strictly a yellow corn—both shelled and on the ear. The fodder is medium to tall—it is leafy. This is desirable in case of prolonged drought. Reid's has been grown on the Hoffman Homestead Farm for many years with very good success. If your land is of the average kind—neither extremely rich nor extremely poor—and your season of average length, you need not hesitate to plant Reid's Yellow Dent.

**"Early Leaming."** This is the small-eared Early Leaming Corn—the earliest of our dent varieties—will mature in 90 days. The ears grow low down on the stalk. The color is a rich yellow. Ears taper somewhat with a tendency to come to a point at the tip. This characteristic offends the corn experts, but the variety will please all who seek an extremely early corn that will yield well in sections where the season is necessarily short. This variety should do well even north of Pennsylvania, and if planted in time will mature even in higher altitudes. Where the season for growing corn is long, or of even moderate length, we would prefer some of the other varieties we offer. Early Leaming has a place where the season is short that cannot be filled by other dented varieties. See Price List.


### **"Long's Champion Yellow Dent."**

This variety will recommend itself to those in search of large-eared, yellow, deep grained varieties. It is, indeed, a magnificent corn that will please and profit the grower. In considering such varieties, customers will please note that large-eared yellow corns require richer land, more careful culture, and a longer season than the smaller eared sorts. This is just the variety for the ambitious farmer who wants to do something big and unusual in corn growing. He can't depend on our seed alone

Ears of "Long's Champion"



Ears of "Reid's Yellow Dent"



—but if he will fertilize his land, prepare it well, see that there is a full, even stand, and cultivate after he has the stand, he will grow a crop that will please him—profit him—astonish his friends.


**Long's Champion a favorite ensilage variety**—growing in favor each year. Produces immense tonnage per acre—preferred by many to the regular silage varieties.

Long's Champion has been improved in our growers' hands during past few years. It has a richer yellow color than formerly—matures a bit earlier—a smoother ear has been bred. None of the productive ability of the variety has been lost. Long's Champion can be made to yield 100 bushels shelled corn per acre in good hands. Ears have good thickness—good length—often weigh two pounds. The rich yellow grains have depth and width—a good ear is truly a mass of corn. See Price List.

**“Golden Yellow Dent.”** This is a very rich-colored yellow corn. The ears are a trifle thicker and a trifle shorter than Reid's Yellow Dent. The grains are deep, somewhat pointed. The red cob is small. Golden Yellow Dent shells well. Seventy-four pounds of ears frequently yield sixty-four pounds of grain. A good reliable yielder. Yields heavily and reliably. Fodder is medium to tall, and leafy. See Price List.



Long's Champion Yellow Dent



**“White Cap Yellow Dent.”** This is a distinct type of corn differing from every other one on our list. Ears appear white on the outside—but the sides of the grain are yellow—and when shelled the grain is yellow of a healthy, rich color.

Our stocks of the variety are of a special prize-winning strain—developed by Mr. D. M. Landis, of Lancaster County. With this Corn, Mr. Landis has captured many first prizes at various Corn Shows over the country—local as well as National Shows. Besides its ability for prize-winning, Mr. Landis' White Cap Yellow Dent is one of the heaviest all-around yielding corns possible to secure.

#### Heavy Yields—Solid Ears


White Cap Yellow Dent yields heavily of both ear corn and shelled corn—will respond with heavy crops on either rich soils or on those of only average fertility. Ripens in mid-season. The ears are of moderate thickness with 20 to 24 rows of corn. The grains are of good length—good size—very closely set on the cob—there is no lost space between the rows or grains.

Throughout New Jersey, Pennsylvania, Ohio, southern New York, and all States South, excepting in mountains and highest altitudes—White Cap Yellow Dent will mature nicely. Makes good size ears. Each stalk produces a good ear—which has much to do with the productive value of any variety.

“White Cap” Corns are rapidly coming into favor, on account of their heavy yielding qualities and their being suited for soils of medium fertility. This strain of the White Cap Yellow Dent is a very true type, and one of the finest and most valuable corns we have ever offered. Anyone who has had disappointments with other varieties will find in this strain real value. See Price List.

**“Johnson County White”** Corn. This is a pure white variety—the only strictly white corn we offer. Growers of this variety win more prizes than those of any other corn. “Johnson County White” has taken the Grand Champion Prize in four successive National Corn Shows. The ears are almost perfect in their formation. This is not an early corn—requires the full season. Don't plant it in northern Pennsylvania, Northern Jersey, or sections of similar latitude. It will mature in southern counties of Pennsylvania as well as southern Ohio and Indiana and States to the South.

**DOES NOT REQUIRE RICH SOIL.** May be planted in soils of just average fertility. Will produce larger crops than will large-eared yellow corns under such conditions. Some folks think that white corns are not nourishing as yellow corns—there is no difference in this respect—the greatest variation being less than 1%. “Johnson County White” will prove a profitable cropper where climate will permit, and it doesn't require the best kind of soil to do it. See Price List.



## Spring and Summer Grains

**Bearded Spring Barley.** Barley will do well most anywhere, from the Canadian border to the States far South. In the Eastern and more Southern States it will deteriorate unless seed is brought from the North. Barley will do well on land too poor for other grain crops. Two bushels is the amount usually seeded per acre. It will yield again as much as wheat and the grain is valuable for all kinds of stock. Barley should be sown as early as Oats if possible, for the best results, but barley will stand late planting much better than oats. This year we have again secured North Dakota grown barley for our trade. It is of the Manschury variety. This sort produced in this far Northern section has been doing well for the trade in the past. It is a bearded sort that leads other varieties in feeding value and yielding qualities. It is early, does not lodge. Try a few acres of Manschury Barley this year. See Price List.

**Beardless Spring Barley,** as a grain crop, is not as valuable as the Bearded Barley—it does not yield as heavily. It is chiefly used as a nurse crop for Alfalfa, when the latter is started in the spring months. Sow about three-fourths of a bushel of Beardless Barley with each acre of Alfalfa, when this nurse crop is desired. By harvest time, the barley will then yield about a half crop of grain. For a full crop of Barley, sowing it alone, use two to two and one-half bushels of seed per acre. See Price List.

**Spring Wheat (“Marquis” Variety).** This is the variety of Spring Wheat that is being grown most extensively in all spring wheat sections. Government authorities recommend it as a very reliable sort, both for its yielding abilities, and its good flour-making qualities. We have been discouraging the growing of Spring Wheat, except in the higher portions of Pennsylvania and in the States to the North. We believe this Marquis variety will do further South. We can now say this after having had reports from users—and knowing that this variety has succeeded where other kinds of Spring Wheat have failed. Marquis spring wheat has done well for years among the winter wheat sections of Iowa and Kansas. One reason that Marquis does better than other Spring varieties is that it is earlier by ten days than the others and not nearly as subject to rust and disease. Marquis makes a beautiful grain—somewhat smaller than our ordinary winter wheats—and is productive. Our Marquis seed comes from northern Minnesota, which means that our seed, besides being pure and clean, has all the inherited tendencies of the Northwest—earliness—hardiness and productiveness. See Price List.



**Spring Rye.** This valuable rye is used to produce grain and is also used to sow with other grains for Spring pastures and soiling purposes, as well as for nurse crops. Spring Rye should be seeded early, same as oats, and will make fine crops. Seed should be brought from the North every few years, as seed produced here deteriorates from time to time. Spring Rye is not quite as plump in the grain as the Winter sort, but is just as valuable for all purposes. Our stock was secured directly from the grower in North Dakota, and is pure, clean, and true to name. See Price List.

**Speltz or Emmer.** The production of this grain in the United States is greatly increased each year. Speltz is adapted to a wide range of soil and climate. It resists almost any extreme of weather. It is excellent feed and makes heavy yields of grain. Will in time rank with the standard cereal crops of the world. Those who have not yet grown Speltz should try it upon at least a few acres of their farm.

Speltz is readily eaten by all kinds of stock—is especially adapted for feed to cows. Speltz should be mixed, however, with bran shorts to give best results. Speltz is also valuable as a hog feed and may, too, be fed mixed with other feed to horses.

Speltz is a wonderful drought resister and proof against all conditions that undo other cereals.

Sow 2 bushels Speltz per acre—and handle the crop all through about the same as you handle Oats. Fine stocks of new crop Speltz ready for your orders. See Price List.

#### FACTS ABOUT SPELTZ

It resists drought. Ripens very early.  
 It thrives on poor land, stony ground, in forests.  
 It makes a crop with almost any condition of soil or climate.  
 Endures a great deal of frost.  
 Is not readily damaged by harvest rains.  
 Does not yield to rust or smut.  
 Yields as well as Oats, Rye, Wheat or Barley.  
 Makes better feed than Barley.  
 Stock readily eat both grain and straw.



Speltz or Emmer



Japanese Buckwheat

**Japanese Buckwheat.** May be sown where other crops have failed or where hardly anything else will grow. Japanese is the standard and most popular variety of Buckwheat—is a sure “catch” crop. Besides producing heavy crops on poor soils, it must be remembered that Buckwheat is not hard on land. May be seeded all of June and first half of July. Only one bushel of seed per acre is needed. Yield in grain and straw is heavy, even on thin soils. Buckwheat flour is very valuable human food. Buckwheat middlings have high protein content and are in much demand for dairy feed. Buckwheat in the grain is an attractive poultry feed. See Price List.

**Silver Hull Buckwheat.** Enjoys with the Japanese variety a world-wide reputation. The grain is of a beautiful gray and has a thin husk. Millers like Silver Hull, as it makes a white flour and leaves little waste. A favorite variety for bees. See Price List.

#### “YOU MUST BE PLEASED”—

With every purchase of Seed you make from this Catalog. Your own judgment governs the case. If you're not satisfied with the quality of the Seed you receive, return it. Make use of the “Money-Back Plan” printed on first page. Our business is to please you.

# Canada Field Peas (Grown in Michigan)

Each spring more large dairy men and stock feeders are using Canada Peas for purposes of hay, soiling and pasture. Yet the great advantage of the plant for early feed production is known to only a small portion of those who should each Spring plant Canada Peas, either alone or mixed with Oats. This is a cool weather plant, and one of the earliest that may be put out with safety in the Spring. Just as soon as the frost is out of the ground and can be worked into shape, you can plant your Canada Peas. (The reader is cautioned not to confuse this "Canada Field Pea" Crop with "Cow Peas" described on page 26. Sow Canada Field Peas early—sow Cow Peas late.)

## Most Folks Plant Canada Peas with Oats

This is the most popular method among dairymen. They plant as early as possible. Within a very short time after planting the ground is covered with green. The quantity per acre most commonly planted is  $1\frac{1}{4}$  bu. of Canada Peas, along with about the same quantity of Oats (an early variety of oats preferred). Peas and oats may be mixed and sown together. However, careful dairymen sow each separately and claim surer results for their trouble. The Canada Peas should be drilled first— $3$  to  $3\frac{1}{2}$  inches deep. Then the Oats should be drilled  $1\frac{1}{2}$  to  $2$  inches deep. The deeper planting of the Canada Peas will protect the latter in case very dry Spring weather is met with. If the Canada Peas are planted alone,  $2\frac{1}{2}$  bu. per acre are required, if drilled;  $3$  bushels per acre if broadcasted and harrowed in.

For a time the growth of the Canada Peas planted alone will be upright, then the plant will fall over and complete its growth in a recumbent position. Because of this habit, it is preferred to plant oats. The oats will support the vines, thus making the crop more palatable, easier to get to, and less troublesome to harvest.

Canada Field Peas will make an abundant pasture for hogs, sheep and cattle. However, it is wasteful to feed in this way, as tramping by stock destroys much of the growth. The most economical way is to let the growth become tall, when the mixture of oats and Peas should be mowed and either fed green or made into hay. The cuttings should take place when the Oats is comparatively green, and the Peas have begun to form pods. This makes the very finest hay or if fed green the very best fodder that can be offered to any kind of live stock. After this cutting a new growth will be made that may either be turned under with the plow or be pastured.

The supply of real high grade American grown Canada Peas seed is limited this year. American grown seed is much preferred to that of foreign production—in spite of the slight premium one must pay for the former. Our stocks come direct to us from the producer in northern Michigan and are of splendid quality.

**The Right Variety of Oats** should be sown with Canada Peas. We recommend strongly "Swedish Select" and "Peerless" Oats quoted on our Price List. Both these sorts are early—not too thick-walled, and yet plenty strong enough to support the pea vines.

## Canada Peas a Legume—Improving Soil That Grows Them

Besides its feeding value this soil improving feature of the Canada Pea Crop must not be overlooked. Nitrogen is gathered from the air in sufficient quantity for the plant's own growth and the surplus is deposited in the soil. This benefits the crop that will follow—is good fertilizer gotten in a very inexpensive way.

There is no other method of producing so quickly a growth of such valuable feed in the forepart of the summer as with Canada Peas and Oats. The Canada Pea part of the hay is rich in protein and contains the other ingredients of Cow Pea and Soy Bean fodder. This practice of Canada Peas with Oats should be more generally followed. It is a decidedly profitable crop from every point of view. We urge our customers, not now familiar with them, to give trial to the crop this year. Arrange your plans early so you can sow early. Engage your seed at once. See Price List.

Large quantities of Farmogerm are sold each season to inoculate the seed for this Canada Pea crop before it is planted. See description of Farmogerm on page 4. Inoculating this crop with Farmogerm will increase the growth of the Pea crop and add to the value of the succeeding crop that will be produced on this same ground.

## Soy Beans



Note the many small nodules at roots. These contain nitrogen thus providing cheap fertilizer to crops that follow.

The profits from the growing of Soy Beans are greater and come quicker than from any other crop, except Alfalfa. The farmer that produces beef, pork, mutton, milk, will eventually grow Soy Beans. The quicker he begins to grow them the less he will lose by his delay in getting started. As a means of enriching run-down farms quickly, the Soy Bean and its close relation, the Cow Pea, cannot be matched. On poor land, too poor to grow Clover or Alfalfa, Soy Beans and Cow Peas can be made to produce great quantities of feed

and will increase soil fertility while doing it. Soy Beans and Cow Peas are immense gatherers of nitrogen when properly inoculated. Read paragraph bottom page 25—"Facts About Soy Beans."

### Add Soy Beans to Your Silage

One part Soy Bean growth to four parts Corn will make of your silage a perfect ration. The Soy Bean plant will supply the protein that the Corn lacks. You can grow the Soy Beans right in the same row as the silage corn, or plant the Soys separately. This practice is becoming more popular every year—very good results are obtained from it.

OUR STOCKS OF SOY BEANS include the very best varieties—all of them grown in the North (except the "Mammoth Yellows" which will not mature hereabouts—they were grown in North Carolina). We don't list a lot of new sorts. Really, many of the new sorts offered are only the old kinds renamed. Our stocks are all pure, clean, and of strong vigorous germination. Let us supply those you will plant this summer—and you will be pleased with results from them.

## VARIETIES

**"Wilson Black."** This is a very good general purpose variety. It is one of the best for hay and bean production and for the silo. On account of its wonderful growth and slender stems and branches, the "Wilson Black" variety makes the finest hay. On poor ground Wilson Blacks will grow four feet tall, and on fertile ground they will get as tall as six feet. We think Wilsons will make a little more hay and hay of a little better quality than other varieties. This variety is early enough to mature beans in Pennsylvania, Ohio, New Jersey and States to the South. The Wilsons will do well on poor soils. We would give it good soil to produce forage—poor soil to produce beans. The Wilson is medium size, jet-black bean. Will easily yield 20 bu. beans per acre—yields above 30 bu. per acre have been secured. Beginners not sure as to the variety they should start with, will do well to choose on the Wilson Blacks. It is a great variety for hay, forage, soiling, silage, and green manuring. See Price List.

**“Ito San.”** This is a yellow bean. The earliest variety on our list. Matures nicely in Lancaster County in 85 to 88 days. This sort will produce a hay of fine texture—probably not as great a quantity of hay as some of the slightly later kinds. Yields heavily of beans. Will mature in the high altitudes of Pennsylvania, and in the States of New York and Michigan. After the Ito San crop of beans has been threshed, the straw will be equal to Clover hay in feeding value. If you require an early sort, you can depend on Ito San variety as a dependable cropper. See Price List.

**“Medium Brown”** known also as “Ohio No. 9035.” This is becoming a favorite variety among many more northernly sections. Our section of Pennsylvania matures them very nicely. This Medium Brown is a very prolific producer of beans—also valuable as a forage variety. You will do well to select the Medium Brown variety, for it is a worthy yielder both of beans and forage, and an excellent sort to mix with your silage. See Price List.



Field of Wilson Black Soy Beans

**“Early Brown.”** This is an early sort, suitable for late planting. It is a double-purpose sort, producing fine top growth and an abundance of beans. Will do well as a catch crop. Can mature beans quite to the North when allowed full season there. If planted early in Pennsylvania or Ohio or New Jersey it can be removed in time to grow wheat. See Price List.

**“Medium Green.”** This is another double-purpose Soy for the North. If planted early, beans will mature well to the north of our State. The old Medium Green Soys showed a tendency to shatter badly, but by careful selection this fault has been overcome in the strain of this variety we offer you. Medium Green has excellent qualities—a good all-around variety, and is especially well liked for its use as a forage producer. See Price List.

**“Mammoth Yellow.”** This variety will not mature beans in sections north of Virginia. It is grown very largely in the South, where unusually heavy crops of beans are yielded. It may be grown on soil so barren that other crops will die for want of fertility. “Mammoth Yellows” make a very tall growth—coarser in its texture than the other sorts here offered. This makes them valuable for Northern culture to plant with corn for silage or to plant expressly to plow under for soil improvement. See Price List.

**“Mixed Soy Beans.”** We are sometimes able to buy small lots of Soy Beans that do not run strictly pure as to variety. These are then blended and made into our “Mixed Soy Beans.” For planting as a cover crop to turn under, these mixed soys will serve you very well. Will also save you a little money in regard to cost of the seed. They are of first-class quality—just as strong in germination as any of the straight varieties. See Price List.

## HOW TO GROW SOY BEANS

Growing Soys needs little more attention than growing the old standard crops, and is not nearly as difficult to grow as Alfalfa. We give the following directions:

1. **PREPARE YOUR SOIL WELL**—just as you should for corn. Try to kill the weeds—especially if you are going to broadcast instead of plant in rows. Frequent cultivation in advance of planting season will accomplish weed killing.

2. **DON'T PLANT TOO EARLY.** The soil must be warm. A week or ten days after ideal conditions for corn is usually the safe time. Soys will rot in cold, wet soil, but will grow quickly in a warm seed bed. Planting Soys is permissible until early July, other conditions being favorable.

3. **DON'T PLANT DEEP.** 1½ inches is nearer right than any other depth. One inch may do and two inches does not mean failure.

4. **INOCULATION.** To get the full benefit from growing Soy Beans you must inoculate the seed. The gathering of nitrogen from the air by the roots will not take place unless you supply the germ to start the action. Soil from another Soy Bean field may be used. It is, however, most cer-

## HOW TO GROW SOY BEANS (Continued)

tain and more economical to use commercial inoculation for the purpose. We believe "Farmogerm" to be the best inoculation in the market and we highly recommend it. See page 4. "Farmogerm" is applied right to the seed before it is planted. It takes only a few minutes and the process is simple. The nitrogen gathered from the air and deposited in the soil in excess of the plant's requirement is worth every bit of expense connected with growing Soy Beans, so that the top growth of hay and beans with their high percentage of protein is clear profit.

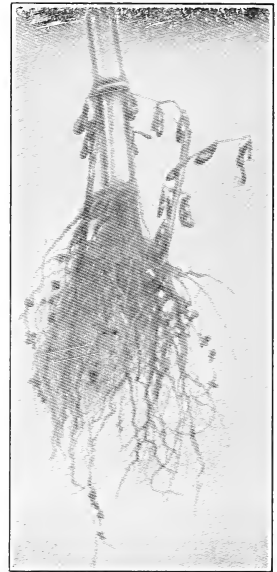
**5. PLANT EITHER IN ROWS OR BROADCAST.** If you broadcast by hand and work in with a harrow,  $1\frac{1}{2}$  bushels are required. If drilled in with a drill with all holes open,  $1\frac{1}{4}$  bushels are sufficient. You must be sure to kill weeds ahead of planting time if you broadcast. As a rule, planting in rows is preferable, whether you want to grow the beans or produce hay, green fodder, silage, or if you want to turn under for soil improvement. Planting in rows saves seed and permits cultivation. You will have to cultivate as often as you do corn. Plantings are made with rows 20 to 36 inches apart and two to three inches apart on the row. Twenty to thirty pounds per acre needed by this method, depending upon exact width of rows apart and upon size of variety of Soy. The most successful Soy men we know grow in rows as close as twenty inches apart. You must plan your method of cultivation in connection with width of rows.

**6. HOW TO PLANT THEM.** Nearly every corn planter can be adapted to plant Soys by getting a special disc. Grain drills, however, are used more frequently. A nine-hole or a twelve-hole can easily be adapted for rapid work by plugging two out of every three holes. A nine-hole drill will plant three rows at a time. A twelve-hole drill will plant four rows at a time.

**7. HARVESTING.** To make good Soy Bean hay—cut when half the pods are full grown and when top leaves begin to turn yellow. Cut them when there is no dew. Let lie in swaths until leaves are wilted, but not brittle. Rake early in windrows, but let them thoroughly cure for several days. Then put them in small cocks and allow several more days. Prevent loss of leaves as far as possible.

**8. FOR BEANS.** Let stand until half of the pods are dry and most of the leaves have fallen off. Same may then be handled as advised above for hay. The old self rake is used by some for cutting. It gathers the stalks in convenient open bunches and permits gathering with but a slight loss from shattering. Haul to the barn or stack.

**9. THRESHING.** This may be done by flail or by grain threshers. If the Soy Beans are for seed, care must be taken not to crack or split them. The removal of the concaves in the grain threshers is necessary. Special Soy Bean threshers can be bought.



Corn and Soy Bean Roots showing how nitrogen soaks on bean roots feed the corn roots.

## FACTS ABOUT SOY BEANS

Soy Beans have a higher protein content than oil meal, pound for pound.

You can grow 20 to 30 bushels Soy Beans per acre on poor ground.

One bushel Soy Beans contains as much digestible protein and as much digestible fat as six bushels of oats, or four bushels of corn meal, or six bushels corn and cob meal.

Ground Soy Beans are greedily eaten by all stock, are easily digested, have a tonic effect whether fed by itself or mixed with other feed.

Soy Bean hay cut before beans have ripened is greater in value of protein and fats than Alfalfa hay.

Soy Bean straw and hulls, from which the ripe beans have been threshed, is equal in value of protein and fat content to Clover hay. Fed to cows will cause an increase flow of milk.

Soy Beans will make two to four tons of hay per acre.

Soy Beans cut green and packed with corn for silage—1 part Soys to 4 parts Corn will make a perfect ration of much more value than corn silage alone.

A handful Soys fed to horses each meal will keep hair and hide in perfect condition.

Colts, sheep and stock can be wintered on Soy Bean hay alone.

The unthreshed vines fed to hens will bring about early and sustained winter egg production.

Corn and Soys grown together can be hogged down with convenience and profit.

An acre of Soys will produce as much meat as two acres of corn.

Soys can be grown on land too poor and too acid to produce Clover.

Soys are a legume and gather nitrogen from the air. Your soil will improve while producing crops of valuable feed. There is nothing better to plow under for rapid soil enrichment.

Planted in corn, Soys will aid the corn crop rather than curtail it. The nitrogen gathered by the Soys becomes available to the corn.

Wheat following Soys yields 20 to 50 per cent. better than when it follows oats.

# Cow Peas

The Cow Pea Crop occupies the same place in the agriculture as does that of the Soy Bean. The crop has the same uses, namely:—the improvement of the soil by drawing from the air to the roots, great quantities of nitrogen—the production of hay—forage—silage—and peas. The hay has just about the same richness of protein and fats as that of Soy Beans and therefore same feeding values. Methods of growing, time of seeding and harvesting correspond with Soy Beans. Both crops are great producers of nitrogen when properly inoculated, and therefore splendid soil improvers. There are two chief differences between the two crops—viz., the Cow Peas can be grown on even poorer ground than Soys,—Cow Peas are more recumbent than Soys, and therefore more difficult to harvest. However, we offer varieties that have upright tendencies. For pasturing or hogging, or for turning under for soil improvement, the trailing habit is no objection. Statements made on previous page relative to the “Facts About Soy Beans” are equally applicable to Cow Peas.

## Instructions for Growing Cow Peas

### Important—Don't Plant too Early

Some folks confuse Cowpeas with Canada Field Peas. Please note this especially. Canada Field Peas are planted very early, mostly along with Oats—but Cowpeas dare not be planted until the ground is good and warm, or they will rot in the ground. Don't plant Cowpeas in ground that is too cold or too wet—this is strictly a warm-weather crop. Plant 1½ in. deep. Follow general instructions on Soy Beans printed on previous pages, as your guide for planting, harvesting and threshing Cowpeas. Inoculate the Seed with Farmogerm, so that the little nodules on the roots of the Cowpea plant will form and store up the nitrogen the plant will gather from the air.



Field of Cow Peas

## Varieties of Cow Peas

**“Whippoorwill.”** This is an early variety that is perhaps more widely used than any other. It has been grown successfully in Pennsylvania, Ohio, Indiana, and other points in the same latitude. Whippoorwill is a good general purpose variety. Grows vigorously, matures early, is fairly erect, yields well both of hay and grain. See Price List.

**The “Gray Crowder.”** Also called the Gray Whippoorwill, is becoming a favorite in Cowpea sections. It is a speckled variety like Whippoorwill. The Gray Crowder yields well of peas, plenty of hay, and has considerable root growth. These qualities make the Gray Crowder variety well-liked for its production of hay and peas, and among the leading sorts as a soil improver. See Price List.

**“New Eras.”** We are rather partial to the New Era variety as an all-around variety for general culture—in the North and Middle Atlantic States. It is an early variety. In the South, two crops of New Eras are grown in one season. The New Era has more erect habits than other sorts. The crop of this variety can be mowed easily. The vines are fine with many branches, and on the whole the hay of this sort is more desirable than that of some other kinds. Beginners in Cowpea growing would do well in selecting the New Eras, whether they seek the peas, hay, silage, pasture, or soil improvement. See Price List.

**“Blacks.”** This variety yields heavily of forage, but grows probably less grain, is slightly later than the other kinds. Has the trailing habit. One of the best to plant in corn for pasture or for turning under for improving the soil. See Price List.



Digging "Cobblers" in Maine

## Seed Potatoes

Seed Potatoes from the State of Maine continue to lead in value and popularity. Large Potato growers all through the East and South to the Gulf States, recognize the value of Maine-grown seed and purchase same each season for their entire planting. The practice is so well established that great numbers of growers in the commercial potato districts would not risk their crops by planting seed of their own production.

Judging from the standpoint of both Seedsmen and Practical Farmers, we believe strongly in Maine seed. This possesses a degree of vitality unknown to home grown seed, and when planted here in the Middle States, gives double the yield possible with our home-grown seed. Ideal conditions of soil and climate where they are grown, account for the unusual merit that goes along with Aroostook County (Maine) Seed stock. The investment our customers make in this seed proves profitable to them year after year. Our offerings this season are from productive crops, raised by careful farmers, who are trying each year to better their product by the use of true-to-name, disease-free stock for their own plantings. Consequently, we have great faith in our ability to please our trade with Seed Potato stock offered them through this catalog.

**Varieties:** Only a few of the standard sorts are listed. Indeed they scarcely need description. See Price List. We would urge our friends to be careful of the many new varieties offered at extra-ordinary prices. In most cases these are simply re-named potatoes of the old sorts—many of them without merit.

**Irish Cobbler.** The best-selling variety. Fully one-half of our sales are this sort. The Irish Cobbler is the earliest standard white potato. So well known that description might be omitted. It is round to oblong in shape. Eyes are rather shallow for an early sort. There is an indent at the stem end of the potato. The cluster of the eyes at seed end is apt to be on the side of the end. These characteristics of the Cobbler will enable anyone to identify it. The Cobbler is one of the best yielders. Given rich soil and proper fertilizer it will make extraordinary crops. The foliage is strong—branching—dark green. The eating qualities of the Cobbler cannot be excelled. It is quite mealy—not only when dug early, but when kept through the following winter.

The Cobbler stores safely. Though it is an early sort, its eyes remain dormant as long as the later varieties under same conditions. The keeping qualities of the Cobbler have made this variety a suitable one for commercial planting. Summing up—the Cobbler is very early—cooks well—is mealy—beautiful in shape and color—stores safely—yields enormously. See Price List.

**Green Mountains.** This is probably the best known standard sort grown. It is of highest eating qualities—round to oblong—white flesh—healthy grower—heavy foliage—good keeper, retaining its good eating qualities all through the winter. We have to offer this year fine stocks of an improved strain of this variety. Order your supply of them early. Sales are always heavy on this sort.

**State of Maine.** Another standard sort, well and favorably known—oblong in shape—large in size—prolific yielder—too well known to require lengthy description.

**Sir Walter Raleighs—Carman No. 3.** These are two favorable sorts, very similar in manner of growth. Both blossom purple—grow round to oblong in shape—fine in eating qualities—heavy yielders—ripen in mid-season.


**Early Rose.** One of the oldest sorts that holds its popularity for earliness, yield, and eating qualities. The pink coloring in flesh shows plainly in our stocks.

As this page is written, the above covers all varieties we can now offer. From our Spring purchases, we may be able to offer a few Spaulding Rose, Early Surprise, Early Ohio, Gold Coins, and perhaps a few other well-known varieties. These will all be offered on our Price Lists issued from time to time. Ask us for a List any time you are interested.

**Prices on Seed Potatoes** fluctuate wildly, so it is impossible to print them in our Catalog. We have to follow trends of the markets and quote closely. All quotations we will make you are for instant acceptance. If ordering is delayed, ask for new prices.

**When to Order Potatoes.** You can order the day you receive this Catalog. We will book orders for spring shipment at these prices—but you must act at once, or prices may change. Please remit \$1 per sack on each order booked for future shipment. Each sack sold contains approximately,  $2\frac{3}{4}$  bushels, 165 lbs. See Price List.

Except for a small quantity, all of our potatoes will stay in Maine over winter, and be brought to Landisville in heated cars last half of March, or just as soon after as weather will permit. We can usually ship all potato orders March 20th to April 5th.



## FACTS ON SUCCESSFUL POTATO PRODUCTION

Sandy soils, gravelly soils, medium to light loamy soils, heavy soils if drained, are suitable for potato growing.

Deep plowing, at least 8 inches (10 inches is better) is essential for best results.

Thorough harrowing to mellow the soil, to warm it, to prevent the moisture, cutting in 7 inches deep with disk is advised.

Good seed from the extreme North (preferably from Maine) is recommended.

Soaking the Seed 2 hours in 1 lb. formalin, diluted in 30 gallons of water, will prevent scab.

Seed must be dried after treatment and before cutting or planting.

Large seed pieces preferred. One or two eyes. Each piece must have a good portion of flesh to sustain it until roots are started.

Commercial fertilizer preferred to manure. As much as a ton per acre permitted if same is worked into the soil and not allowed to contact with seed pieces.

Plant deep. 3 inches where early digging is the object. 4 to 5 inches if big crop is desired.

Plant 12 to 15 inches in row. Rows 3 feet apart. Machine planting is best and economical.

After planting, cultivate—cultivate—cultivate. Begin before potatoes are up, continue weekly if possible till vines are dead. Spray with Pyrox to kill pests and to prevent blight and other fungous diseases.

### Hoffman's Clovers

Insure their users better grass fields, heavier stands—cleaner hay and more of it. Each lot sold is tested for purity—freedom from weeds, and sound germination. Read full descriptions of varieties pages 1 to 4—then make up your order. You will be pleased with your investment in Hoffman's Clovers. Each year sees a steady increase in sales—this for no other reason than "Hoffman's Clovers Pay!"

### Inoculation of Seed a Success

Use of Farmogerm for this purpose grows constantly year by year. Used on Clovers, the difference in the stand is plainly noticed. And the nicest part about it is that the soil producing the clover is left richer when the sod is turned under. Part of original investment, therefore, remains in your soil to benefit following crops. Read page 4. Special Farmogerm booklet furnished on request.



## Sow Hoffman's Lawn Grass Seed

Hoffman's Lawn Grass can be seeded with absolute assurance that you are seeding the best. It is composed of strictly clean, fine leaved grasses of highest quality. The most expensive grasses are included, and the mixture, if carefully seeded on well-prepared soil, will produce a most beautiful sward—even—fine in texture—rich green in color. Lawns may be seeded at any time from Spring to Fall. Weather, however, is apt to be most favorable to seeding very early in the Spring or early in the Fall. One pound of seed will reach for two hundred square feet if soil is thoroughly pulverized and in mellow condition. When soil conditions are not strictly ideal, heavier seeding is advised. We advise that seed be raked in lightly so that it will be covered from one-fourth to one-half inch. After seeding, the soil should be pressed down firmly. Prices—See Price List.

## Mixture for Permanent Hay and Pasture

The right grasses—from 12 to 16 in number—in the right proportions are used to make up this mixture. The highest authorities have been consulted and our practical experience followed. Varieties are used that will make a succession of grasses to be cut or pastured the first season. If the seed is sown carefully, under reasonably good conditions, pasturing may begin early in the Summer and last until late Fall. A large proportion of the grasses used are of a permanent nature and a field once firmly established will last for many years. These mixtures are recommended for either Spring or Fall sowing, 30 to 35 lbs. per acre. Two mixtures are made—one for well-drained upland sowing, which is called Highland Mixture—the other for lowland meadows, which is called Lowland Mixture.

There are farms in every community that have land—now left idle because of difficulty in farming—too rocky, too steep, too small or too wet, to be farmed in the regular rotation; that if sown to one of our mixtures could be made to produce hay or pasture in profitable quantity for many years. Now that hay has become so high in value it is wasteful not to put these areas of land to work producing either hay or pasture. Price—See List.



Hay Grown From Our Permanent Hay and Pasture Mixture

## MISCELLANEOUS GRASS SEEDS

**Red Top.** This is a valuable grass for either hay or pasture. May be sown either Spring or Fall. Grows slowly in the Spring and ripens with timothy. It is a strong grass. Does not die out. When once well started will spread and supplant other grasses. It, however, is not hard to destroy when it is necessary to plow land for other crops. It succeeds well in any soil and is particularly well adapted for low moist lands. Sow 10 to 12 lbs. per acre.. Our heavy seed sells as 32 lbs. per bushel. This year we offer only the heavy seed—that is the solid or hulled seed. We have farmers who prefer Red Top to Timothy as a producer of either hay or pasture. It is a very valuable grass both for seeding alone or to seed along with Timothy, Clover or other grasses. See Price List.

**Kentucky Blue Grass.** This fine-bladed, rich green, nourishing grass may be sown in the Spring or Fall. It grows most rapidly in cool weather, but withstands the effects of the greatest heat. Kentucky Blue Grass does not grow as rapidly as some other grasses, but when once started makes the finest pasture. It is one of the best grasses for lawn mixtures and for other hay and pasture mixtures. On limestone soils the finest lawns can be started with Kentucky Blue Grass alone, however, we prefer our Lawn Grass Mixture for lawn purposes and for hay or pasture purposes we advocate that other quicker growing grasses be sown with it. See Price List.

**Orchard Grass.** This is one of the best grasses. It is valuable both for hay and pasture. It is very succulent and nourishing and is more leafy and of greater length than most other grasses. Orchard Grass grows quickly, and bears close cutting and close pasturing. It begins its growth early in the Spring and continues right up till late Fall. It will last for years without the necessity of re-sowing. May be sown either in the Spring or Fall on any kind of soil that is not actually covered with water. Two bushels are required to sow an acre. Prices—See Price List.

**Canada Blue Grass.** Very much like the Kentucky except that it is coarser, grows a little more rapidly—good for hay and pasture, but not so desirable for lawns. Price—See Price List.

**Meadow Fescue.** Another perennial of much value. Sometimes called English Blue Grass, but it is not at all like our Kentucky or Canada Blue Grass. Meadow Fescue grows two feet tall—thrives anywhere in the North. Yields abundantly of either hay or pasture. Suitable for mixtures. Is relished by stock. Does well on wet soils. Keeps growing well into Winter. Sow either Spring or Fall, fifty pounds per acre if sown alone. See Price List.

**English Rye Grass.** Also sold under the more general name of Perennial Rye Grass. Is an extremely valuable grass that makes a rapid growth. Adapted to all soils. May be sown either Spring or Fall. Is a good one for mixtures. Does well with Orchard Grass. When sown alone 30 to 40 lbs. per acre is required. Prices—See Price List.

**Bromus Inermis.** This grass came originally from Russia. It is now grown largely in the West, where it has become one of the most popular grasses. It is a perennial grass that will stand for years on the same ground without renewing. It wants a rich soil for best result. May be sown from early Spring to late Fall. It withstands heat, drought and frost. It is alike valuable for pasture and hay. Both hay and pasture is greatly relished by cattle and all kinds of stock. It roots so deeply that it is enabled to thrive on the driest soils. It is a good one to sow with other grasses. Bromus Inermis is entitled by its many merits to more general use in the East. Sow two to three bushels per acre. It weighs 14 lbs. per bushel. Prices—See Price List.

**Tall Meadow Oats Grass.** Here is a tall rank grass that may be grown on soils that are inferior. It grows quickly and makes a good hay or pasture. It is hardy and will last for years without resowing. It is so deeply rooted that it will withstand drought of any length. This grass becomes green very early in the Spring and remains green late in the Fall. This grass should be more generally known, for it is certainly a valuable variety and worthy of the attention of the best farmers. It weighs from 11 to 14 lbs. per bushel. Sow from 2 to 3 bushels per acre. This is a valuable grass in mixtures. It is especially adapted to be sown with Orchard Grass, Red Top Clover and similar grasses. It is more expensive than the rye grasses, but really one of the most valuable on our list. Prices—See Price List.

## SUDAN GRASS

Originated in the African Sudan Country. It belongs to the Sorghum family. It is more like a grass than a corn. May be cut often for hay. Its laughs at drought and will grow vigorously without any rain if once started. May be broadcasted, 16 pounds per acre, or planted in rows, three pounds per acre if three feet apart. Four to six pounds if rows are 18 to 24 inches apart. The rows should be as far apart as the tools available for cultivation will permit. See Price List.

## MILLETS

Millets are grown largely in the West, but do not have a place in Eastern agriculture except occasionally when drought cuts short usual supplies of hay and forages. Millets may be sown in June, or even in July, and will rapidly grow into heavy crops.

**Golden Millet** (formerly called German). This variety grows quickly—is easily cured—is of fine texture of stems—makes nutritious hay. Sow 3 pecks to one bushel per acre for hay. Only 1 peck to grow seed. Should be cut while blooming—before seed hardens in the head. Sow Golden Millet with cow peas for a well-balanced, nourishing feed, 3 pecks Millet and 1 bushel cow peas per acre. Cut when Millet is in bloom, regardless of maturity of the cow peas at that time. See Price List.

**Japanese Millet** grows taller and finer than either Hungarian or Golden. It will grow on the poorest soils and no location is too far North for it to thrive. Some seedsmen in the West sell Japanese Millet as "Million Dollar Grass." It is a wonderful grass on account of its rapid and tall growth and has its uses. Sow one-half bushel Japanese Millet per acre. See Price List.

**Hungarian Millet** is widely known and is a reliable sort. Sow three pecks per acre for hay and only a half bushel or less for seed production. See Price List.

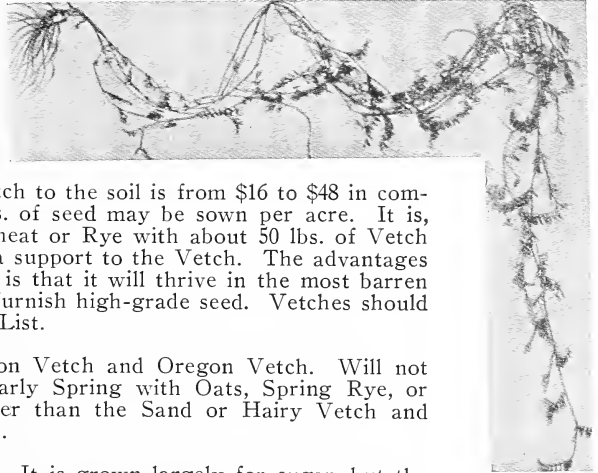


Harvesting Sudan Grass

## Sow "Dwarf Essex Rape" for Quick Pasture

Fine for cattle, hogs, and sheep. Frequently sown in mixtures of Oats and Canada Peas. It grows thickly in from six to eight weeks. Sown into corn the last cultivation will make a good Fall pasture. May be sown Spring, Summer or Fall. When plowed under, the soil is greatly benefited. Rape will do well in any kind of soil and thrive under almost any conditions. It can be grown at such a small cost per acre that it should be more largely used. Sow 5 pounds per acre. See latest Price List.

**Sand or Hairy Vetch** This is one of the most valuable friends of the farmer. It is valuable alike and at the same time for hay, pasture and for soil improvement. May be sown in the Spring or Fall. It is an annual, but it drops its seed freely and will renew itself and last for years. Various Experiment Stations have claimed that the value of an acre of Sand or Hairy Vetch to the soil is from \$16 to \$48 in commercial fertilizer. When sown by itself 60 lbs. of seed may be sown per acre. It is, however, advisable to sow a half bushel of Wheat or Rye with about 50 lbs. of Vetch per acre. The grain sown with it is to act as a support to the Vetch. The advantages of this Vetch over many of the other legumes is that it will thrive in the most barren soils and upbuild them at the same time. We furnish high-grade seed. Vetches should be inoculated with "Farmogerm." See Price List.



Plant of  
Hairy  
Vetch

**Spring Vetch.** Known also as Common Vetch and Oregon Vetch. Will not survive our Northern winters. Is sown in early Spring with Oats, Spring Rye, or Spring Barley. Spring Vetch is much cheaper than the Sand or Hairy Vetch and must be sown a little heavier. See Price List.

**Sorghum** is of the Sugar Cane family. It is grown largely for sugar, but the "Early Amber" listed by us is equally valuable for forage and may be grown in the United States. It is like corn in appearance. It may be cut two or three times in a season. It is excellent food, either dry or green, for cattle and live stock of all kinds. It stands drought well and is a rapid grower. Has high feeding value. Plant in well prepared soils. Don't plant until soil is warm. If you broadcast by hand, two bushels per acre is required on account of imperfect covering that follows. If drilled in, 1½ bushels per acre is sufficient. Plant one to two inches deep. Planting in rows like corn is best if you intend to cultivate several times. The seed should be one inch apart on the the row and the rows just far enough apart to permit cultivation. By this last method, 10 to 20 pounds per acre is needed. Feed value of Sorghum is greatest if cut just before head appears. The younger it is cut the quicker will be the growth of the following crop.

"Early Amber" is earliest and most popular for forage. See Price List.

**Cow Horn Turnips** are grown for soil improvement along with Crimson Clover and alone in corn fields. Turnips are not legumes, but the Cow Horn variety reaches down into the subsoil and brings up considerable fertilizer ingredients and adds them to the top soil. Besides this, the turnip improves its mechanical condition and adds considerable humus. The tops are eagerly eaten by sheep and poultry. The cost of growing is slight on account of ease of seeding and small amount of seed required. Usually sown 3 to 5 lbs. per acre. See Price List.

### Hoffman's Seed Corn

Tested and sound in germination—insures full, even, stands and best crop results.

### Hoffman's Seed Oats

Every kind this Catalog offers has proven by actual use to be a dependable variety.

## ANNUAL HOG PASTURE

This is a mixture of spring grains, grasses, vetches, field peas, etc., fourteen different sorts, mixed together to be sown in the spring for rapid and rank growth of pasture suitable for hogs. We have not widely advertised this mixture heretofore, but have made it in large lots for hog raisers and have seen its benefits. This Annual Hog Pasture Mixture will positively and profitably fatten hogs without any other grain.

It is also fine pasture for other cattle of all kinds. Most of the plants in the mixture grow again after being pastured off. Sow 70 pounds per acre, about two inches deep. Try a few acres to begin with. "Annual Hog Pasture" can be used for live stock with great economy. See Price List.

WHEN COMPARING PRICES—Don't forget that we quote you "Bags Free"—and in most cases—"Freight Paid"—This is important!

# Rates of Seeding

“Successful Farmers Recommend Heavy Seeding.”

The right quantity of seed per acre differs in different sections—depends on the location and nature of the soils. It is agreed in all sections that spare seeding is not economical. Best qualities of seed are always found to be the cheapest in the end—the extra cost per acre is small and results are more satisfactory. The following table suggests quantities per acre and may be a helpful guide.

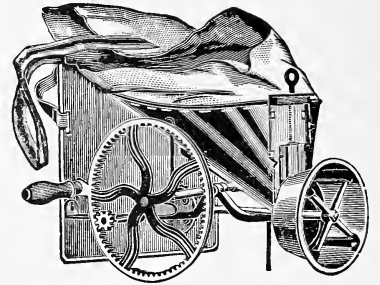
	lbs. per acre	lbs. per bushel		lbs. per acre	lbs. per bushel
Red Clover.....	8-14	60	Cane (Sorghum) Broadcast.....	50-75	50
Alsike Clover.....	8-10	60	Hog Pasture Mixture.....	70-	56
Alfalfa or Lucerne.....	15-20	60	Dwarf Essex Rape, Broadcast..	4-	50
Crimson or Scarlet Clover.....	10-15	60	Vetch .....	50-60	60
Sweet Clover .....	12-20	60	Cow Horn Turnip .....	2-4	60
White Clover .....	6-8	60	Lawn Grass .....	60-80	20
Economical Mixture .....	12-20	56	Canada Field Peas (Broadcast)..	150-180	60
Timothy .....	12-20	45	Canada Field Peas (with Oats)...	75-100	60
Blue Grass .....	40-50	14	Cow Peas (Broadcast).....	60-90	60
Red Top, Fancy, Solid Seed.....	10-12	32	Cow Peas in drills.....	25-35	60
Red Top, Chaff.....	30-40	14	Soy Beans (Broadcast).....	60-90	60
Orchard Grass .....	30-45	14	Soy Beans in drills.....	20-30	60
English (Perennial) Rye Grass..	35-50	24	Buckwheat .....	50-60	48
Meadow Fescue .....	30-50	24	Wheat .....	90-120	60
Brome Grass, Bromus inermis..	42-	14	Corn .....	8-10	56
Tall Meadow Oat Grass .....	25-35	14	Corn (Silage) .....	10-20	56
Hay and Pasture Mixture .....	30-35	32	Rye .....	85-100	56
Golden Millet .....	30-50	48	Oats .....	70-100	32
Japanese Millet .....	15-25	32	Barley .....	95-120	48
Hungarian Millet .....	30-50	48	Speltz .....	75-90	40
Sudan Grass (Broadcast).....	16-18	48	Potatoes .....	600-900	60

## Winter Seed Wheat

**Winter Seed Wheat** is our great specialty in the Fall. There is now growing for us an immense acreage which will be ready to deliver to our customers shortly after harvest time next July. Selected strains of the hardiest varieties known will be very carefully cleaned by most modern machinery, and offered to you. It will pay you to select a variety from the list we will offer.

## The “Cahoon” Seed Sower

The “Cahoon” Seed Sower is accepted everywhere as the world’s standard sower. It is the most accurate and the most durable. It is made of steel, iron and brass and will last as long as any farmer and still be as serviceable as when new. Full directions go with every machine. Adjustments are easily made, and it is a pleasure to operate. We send them to our customers packed up in corrugated fibre boxes by parcel post, postage prepaid, for \$5.00 each.



### INDEX

Alfalfa .....	11-14	Cow Peas .....	26	Rape .....	31
Alsike .....	2	Crimson Clover .....	3	Red Top .....	29
Barley .....	20	Economical Mixture .....	2	Rye—Spring .....	21
Bromus Inermis .....	30	Emmer .....	21	Seeders .....	32
Buckwheat .....	21	English Rye Grass .....	30	Sorghum .....	31
Canada Blue Grass.....	30	Farmgormer .....	4	Soy Beans .....	23-25
Canada Peas .....	22	Hay and Pasture Mixture .....	29	Speltz .....	21
Cane .....	31	Hog Pasture Mixture .....	31	Sudan Grass .....	30
Cleaners .....	33	Kentucky Blue Grass .....	29	Sweet Clovers .....	3
Clovers .....	1-3	Lawn Grass .....	29	Tall Meadow Oats Grass.....	30
Clover .....		Meadow Fescue .....	30	Timothy .....	5
Medium Red .....	1	Millets .....	30	Turnips .....	31
Mammoth .....	2	Oats .....	5-11	Vetch .....	31
Alsike .....	2	Orchard Grass .....	30	Wheat—Spring .....	20
Corn .....	14-20	Potatoes .....	27-28	Winter Seed Wheat .....	32

FROM

---


---

**A. H. HOFFMAN, Inc.**

**LANDISVILLE,**

**Lancaster County**

**PENNA.**



# WHEN SEED IS TO BE FORWARDED BY PARCELS POST

ADD FOR POSTAGE AS PER  
FOLLOWING SCHEDULE —

In the 1st, 2nd and 3rd zones, up to 70 pounds can be sent in one package—all other zones, the limit is 50 pounds.

Zone		1st lb. or Fraction	Each additional lb. or Fraction
1st Within	50 miles of Landisville	5c	1c
2nd Within	50 to 150 miles of Landisville	5c	1c
3rd Within	150 to 300 miles of Landisville	6c	2c
4th Within	300 to 600 miles of Landisville	7c	4c
5th Within	600 to 1,000 miles of Landisville	8c	6c
6th Within	1,000 to 1,400 miles of Landisville	9c	8c
7th Within	1,400 to 1,800 miles of Landisville	11c	10c
8th Within	1,800 and over miles of Landisville	12c	12c

All seed is mailed from Landisville—seven miles West of Lancaster. Our Post Office is 30 miles East of Harrisburg—75 miles West of Philadelphia—60 miles North of Baltimore.

There is now a War Tax on Parcel Post. 1c additional for each 25c or fractional part thereof. So if your postage amounts to 25c it takes 1c more for tax, from 26 to 50c—2c tax, 51c to 75c—3c tax, 76c to \$1.00—4c tax, etc.

In calculating Postage, add one pound for packing to the actual weight of seed to be mailed

## FREIGHT PAID OFFERS

### Offer No. 1

We will Prepay all Freight on orders amounting to 300 lbs. to be shipped at one time to any freight station in Pennsylvania, West Va., Delaware, R. I., Virginia, Maryland, Ohio, New York, Mass., New Jersey and Conn.

### Offer No. 2

If you are not in our Freight Paid Territory and order 300 lbs. or more, shipped at one time, we allow 30c per 100 lbs. to help pay freight charges.

Deduct this allowance from your remittance when ordering.

**Payment Must Come With Orders.** Remit by Money Order, Draft, or Cash by registered mail. Your check will be acceptable if you have money in bank.

**A. H. HOFFMAN, Inc.**

**LANDISVILLE, LANCASTER COUNTY, PENNA.**





# Price List of A. H. HOFFMAN, Inc.—Farm Seeds

## Landisville, Lancaster County, Pennsylvania

QUOTATIONS SUBJECT TO CHANGE WITHOUT NOTICE

Seed bought from us that is not found to be satisfactory upon its arrival, may be returned at once and money will be refunded with freight. Will not be responsible in any way for seed or resultant crop after it is planted.

—ISSUED—  
Jan. 26, 1922.

Half Bushel at bushel rates unless otherwise quoted. Pound prices apply to less than half bushel lots. Bags are Free and not weighed in. Freight Paid Offers No. 1 and No. 2 apply. See bottom of Page.

	Weight Per Bu.	Prices Per Lb.	Bu.	per 100		Weight Per Bu.	Prices Per Lb.	Bu.	per 100
<b>IMPORTANT! — Bags</b>					<b>IMPORTANT! — Bags</b>				
The expensive offers, and ...					The expensive offers, and ...				
<b>FLOWERS</b>					<b>FLOWERS</b>				
"Extra" Red Clover	55	37			"White" Clover	55	37		
"Safe" Red Clover	55	37			"White" Clover (1st)	55	37		
"Extra" Alsike	55	73			"White" Clover (2nd)	55	37		
"Extra" Warrick Flower	55	73			"White" Clover (3rd)	55	37		
Yononka's mixture	55	71			"White" Clover (4th)	55	37		
"Northwest" Red	55	73			"White" Clover (5th)	55	37		
"Northwest" Alsike	55	73			"White" Clover (6th)	55	37		
White Sweet (Scarified)	55	13			"White" Clover (7th)	55	37		
Crimson Clover	50	14			"White" Clover (8th)	55	37		
White (Dutch) Clover	50	50			"White" Clover (9th)	55	37		
"Patron" (Sweet) Clover		\$1.50			"White" Clover (10th)	55	37		
<b>TIMOTHY SEED</b>					<b>TIMOTHY SEED</b>				
"Patron" Choice	55	10			"Patron" Choice	55	10		
<b>ALFALFA SEED</b>					<b>ALFALFA SEED</b>				
"Patron" Bran	50	45			"Patron" Bran	50	45		
"Patron" Bran	50	45			"Patron" Bran	50	45		
"Patron" Alfalfa	50	50			"Patron" Alfalfa	50	50		
<b>LIGHT GRASS SEEDS</b>					<b>LIGHT GRASS SEEDS</b>				
Hay & Pasture Mixture	50	20			Hay & Pasture Mixture	50	20		
Swain's Lean Grass	50	27			Swain's Lean Grass	50	27		
Canada Blue Grass	50	56			Canada Blue Grass	50	56		
Blue Grass	50	43			Blue Grass	50	43		
Red Top - Millet	50	48			Red Top - Millet	50	48		
Hard Grass	50	40			Hard Grass	50	40		
High Leg Grass	50	41			High Leg Grass	50	41		
Blue Inoval	50	35			Blue Inoval	50	35		
Blue Fescue	50	47			Blue Fescue	50	47		
Red Top - Blue Grass	50	38			Red Top - Blue Grass	50	38		
<b>SPRING GRAIN</b>					<b>SPRING GRAIN</b>				
Patron Barley	40	45			Patron Barley	40	45		
"Patron" Spring Wheat	40	45			"Patron" Spring Wheat	40	45		
Patent	40	45			Patent	40	45		
Patron Rice	40	45			Patron Rice	40	45		
Patron Buckwheat	40	45			Patron Buckwheat	40	45		
Patron Fall Buckwheat	40	45			Patron Fall Buckwheat	40	45		
<b>WHEAT CORN</b>					<b>WHEAT CORN</b>				
"Patron" White Corn	50	45			"Patron" White Corn	50	45		
"Patron" Yellow Corn	50	45			"Patron" Yellow Corn	50	45		
Patron - O. any variety	50	45			Patron - O. any variety	50	45		
Patron - O. any variety	50	45			Patron - O. any variety	50	45		
<b>WHEAT CORN</b>					<b>WHEAT CORN</b>				
"Patron" White Corn	50	45			"Patron" White Corn	50	45		
"Patron" Yellow Corn	50	45			"Patron" Yellow Corn	50	45		
Patron - O. any variety	50	45			Patron - O. any variety	50	45		
Patron - O. any variety	50	45			Patron - O. any variety	50	45		
<b>WHEAT CORN</b>					<b>WHEAT CORN</b>				
"Patron" White Corn	50	45			"Patron" White Corn	50	45		
"Patron" Yellow Corn	50	45			"Patron" Yellow Corn	50	45		
Patron - O. any variety	50	45			Patron - O. any variety	50	45		
Patron - O. any variety	50	45			Patron - O. any variety	50	45		


**Freight Paid Offer No. 1** Upon order of 300 lbs. or more to be shipped at one time to same destination, we Prepay the Freight to any R. R. Station in Penn., Ohio, N. J., N. Y., Md., Va., Del., Mass., R. I., Conn., and W. Va.

**Freight Paid Offer No. 2** If you are not in our Freight Paid Territory and order 300 lbs. or more shipped at one time, we allow 30c per 100 lbs. to help pay freight charges. Deduct this when ordering.

**Send Orders to A. H. Hoffman, Inc., Landisville, Lancaster County, Pa.**



# If You Grow Your Own Seed You Need a "CLIPPER" CLEANER



The No. 1-B Clipper Seed Cleaner

The "Clipper" has no worthy Competitor. It is used by seedsmen almost exclusively. No other cleaner cleans so clean—none other sells so cheaply. The "Clipper" is well made, nicely finished, light running. It will last a lifetime and earn its cost every year it is used on a well-conducted farm.

The "Clipper" Screen Outfit is very complete for the work required and contains screens for Wheat, Oats, Barley, Rye, Red and Alsike Clovers, Alfalfa, Sweet Clover, Timothy, Millet, Flax, Peas, Beans, Cow Peas, Soy Beans, grading Seed Corn, cleaning clover containing buckhorn, plantain or ripple, cleaning timothy seed containing pepper grass seed and sorrel; also Cane seed, Milo Maize, Kaffir Corn and separating corn from oats.

The Vertical Air Blast of the "Clipper" is a feature that no other cleaner has, and it makes possible the most difficult separations that can be made in no other way. For instance, in cleaning seed grain, if the belt is properly adjusted on the pulleys,

so as to get the correct speed of the fan and if the turning is regular, you can remove the light grains from the heavy, to the extent that the weight of the grain being cleaned can be raised from three to five pounds per bushel. "Clipper" Cleaners are used by Agricultural Colleges, Experiment Stations, seed breeders, Seedsmen generally in the United States, Canada, Europe, Australia, South America, and New Zealand, in fact, all over the world.

We give here, Sectional View of "Clipper" Cleaners, which is the same for No. 1-B, and No. 2-B, showing Vertical Air Shaft, Dust Hood, Grain Box, and other special features of the "Clipper" Cleaners.

Fig. 1—Shoe, with two receiving grooves for screens. The screens are securely held in place by a compressing rod.

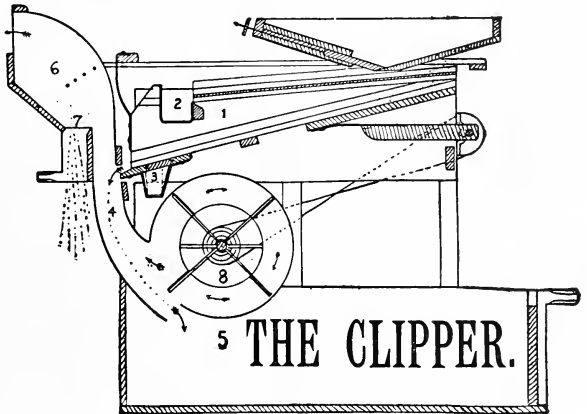
Fig. 2—Straw-Spout, for carrying off large particles, straw, etc., etc.

Fig. 3—Screening Spout, for removing sand, fine seeds, etc. It is opened by pulling out slide, above spout.

Fig. 4—Vertical Air Shaft, through which the draft passes upward, carrying off chaff, dust, etc., through Dust Hood (see Fig. 6). The perfect grain and seed fall and pass out at Fig. 5 into the Grain Box, which will hold 5 bushels. It has a Lifting Board at the end, which allows the contents to be easily scooped into sacks. Our Grain Box prevents waste, makes sweeping floors unnecessary, and also furnishes convenient storage for screens and all detachable parts of the machine, when not in use.

Fig. 6—Dust Hood, through which chaff dust and worthless matter are discharged. All light, imperfect and foreign grain and seeds are discharged at opening (see Fig. 7).

Fig. 8—Fan, with iron arms, fitted on a turned steel shafting, equipped with Cone Pulley. This allows changing the speed of the Fan, which is necessary to properly clean grain and seeds of varying weights.



No. 1-B "Clipper" is a farm size hand mill that will clean twenty bushels Seed Wheat per hour or ten bushels Clover or Timothy Seed per hour. Dimensions are: length, 4 ft. 8 in.; width, 2 ft. 2 in.; height, 3 ft. 8 in.; weight, crated, 185 pounds.

Twelve Screens, 19 in. wide and 22 1/4 in. long, go with the No. 1-B Mill, an outfit of screens suitable for cleaning Seed Wheat, rye, oats, corn, barley, peas, beans, clover, timothy seed, other grass seed, garden and vegetable seeds.


Plain Directions for Separating go with each mill. These are so easily understood that anyone can learn in a few minutes how to make the most delicate separations.

The No. 2-B Clipper does exactly the same work as the No. 1-B. Its capacity per hour is 25 bu. grain and 15 bu. grass seed. The screens (12 in number) are 6 in. wider than the No. 1-B screens. Dimensions, of No. 2-B are 4 ft. 8 in. long, 2 ft. 8 in. wide, 3 ft. 8 in. high. Crated weight, 210 lbs. No. 2-B can be run easily by hand for cleaning grass seed, but for cleaning grain some kind of power should be applied—1/4 horse power is sufficient.

Price of No. 1-B Clipper } See  
Price of No. 2-B Clipper } Price List

Send orders for "Clipper" Cleaners to

A. H. HOFFMAN, Inc., Landisville, Pa.



No. 2-B Clipper Seed Cleaner

# Hoffman's Farm Seeds

HIGH QUALITY SEED  
FOR EVERY FARM CROP

SEED CORN

*for*

SILAGE  
AND  
HUSKING

Sound  
Germination



A. H. HOFFMAN, INC.  
LANDISVILLE, Lancaster County, PA.