

## **Historic, Archive Document**

Do not assume content reflects current scientific knowledge, policies, or practices.



62.63

1382

LIBRARY  
RECORDS  
18.

# BUXTON WHITE SEED CO.

15 So. Water St., Elizabeth City, N.C.


Catalog



Soy Beans



Millet



Cowpeas

# SATISFACTION IN "QUALITY" SEEDS

In presenting this, our 1922 Catalog, we have endeavored to give you more than a mere listing of varieties. You will find here in concise form practically all the information needed by amateur or professional to make gardening operations successful. And we would impress upon you the importance of preserving this book as a ready reference. It has been our aim to list only those varieties of special merit for this section of the country, and we have tried to give you accurate descriptions, without exaggeration.

We have made our prices as low as possible for quality stocks, which are never grown to meet a price. Remember whether you sow for pleasure or profit, that the so-called "cheap seeds" usually prove dear at any price, and quality is remembered long after price is forgotten.

This is an age of specialists—in almost every line of business there are firms or individuals who make a specialty of certain lines. We are specialists in the seed business, through training and experience, and insomuch as we handle special pure-bred seed for this particular section of the country.

We have carefully selected our seed stock for **purity, growth and productiveness**, and we assure you that our supply can be relied upon to give the results you have a right to expect. Our organization and equipment are such that orders, both large and small, can be executed rapidly and we assure you of prompt and careful attention.

We wish to thank our friends for the splendid business with which they favored us last season and trust the results of their planting were as gratifying as we both could wish, and will justify a liberal share of your esteemed future patronage, which will have our most careful attention at all times.

**BUXTON WHITE SEED COMPANY.**

## How to Order "Quality" Seeds. Read Carefully

**Order Early.**—Kindly place your order early so as to assist us in getting it out promptly.

**Your Order**, whether large or small, will receive our prompt and careful attention.

**We Deliver Free**, anywhere in the United States all seeds by the packet, ounce, quarter-pound and pound, except where otherwise noted.

**How to Send Money.**—Money may be sent by post-office order, bank draft, express money order or registered letter. If your order amounts to \$1.00 or more, it is best to send by one of these methods. Stamps in small amounts will be accepted.

**C. O. D. Shipments.**—Our terms are cash with order from unknown correspondents. We ship no goods C. O. D., unless purchaser remits, in advance, sufficient money to pay transportation charges.

**Name, Address, etc.**—When ordering, give name and full address. Many orders are received without the name or post-office address of sender. It is impossible to fill such orders until they are identified.

**Write Plainly.**—In ordering goods sent by freight or express, write plainly your express or freight office, county

and State in full, giving name of express or railroad company by which you wish them sent.

**Please Note.**—If goods do not arrive promptly after you receive our advice of shipment, please let us know, and we shall have them traced at once. **If only part of the order is received, please wait a few days for the remainder before writing us.**

**Our Guarantee.**—While we guarantee all seeds which we send out to be strictly fresh and to have shown a high germination test, still crops are contingent upon so many conditions of soil and weather, time and manner of planting, cultivation, etc., over which we have no control, that we cannot be responsible for the product, and we give no warranty, express or implied, as to the description, quality, or productiveness of any seeds, plants or bulbs we send out, and will not be responsible for the crop. If the purchaser does not accept the goods on these conditions, they are at once to be returned.

**Correspondence.**—Proper attention is given to all letters of inquiry. If we can be of any service to you when you are laying out your garden, or making up your order, please command us.

## Index

	Page		Page		Page
Alfalfa .....	24	Fertilizer .....	30	Peas, Cow .....	28
Asparagus .....	18	Flower Seeds .....	20-23	Peas, Garden .....	14
Beans, Dwarf .....	3-4	Fungicides .....	30	Peas, Sweet .....	22
Beans, Lima .....	4-5	Grass, Kentucky Blue.....	25	Peppers .....	15
Beans, Pole .....	4	Grass, Lawn .....	23	Planting Table .....	2
Beans, Soy .....	28	Grass, Sudan .....	26	Pop Corn .....	9
Beans, Wax .....	4	Grasses for Mixtures.....	25-26	Potatoes, Irish .....	16
Beets .....	5	Herbs .....	10	Poultry Feeds .....	32-33
Brussels Sprouts .....	6	Incubators .....	32	Pumpkin .....	15
Cabbage .....	7-8	Insecticides .....	30	Pumps, Spray .....	31
Cane .....	26	Kale .....	10	Radishes .....	15
Cantaloupes .....	11	Lettuce .....	10	Rape .....	26
Carrots .....	8	Millet .....	26	Red Top .....	25
Celery .....	8	Mustard .....	12	Rhubarb .....	18
Chard, Swiss .....	6	Oats, Seed .....	27	Ruta Baga .....	19
Clovers .....	24	Okra .....	12	Salsify .....	17
Collards .....	7	Onions .....	12	Seed Sowers, etc.....	31
Corn, Ensilage .....	29	Orchard Grass .....	25	Sorghums .....	26
Corn, Field .....	29	Parsley .....	13	Spinach .....	17
Corn, Garden .....	8-9	Parsnip .....	13	Squash .....	17
Corn, Pop .....	9	Pasture Mixtures .....	26	Sunflowers .....	27
Cotton .....	29	Peanuts .....	27	Teosinte .....	26
Cucumber .....	9	Peas, Canada .....	27	Tomato .....	18
Egg Plant .....	10			Turnip .....	19
Farm Feeds .....	33			Watermelons .....	11-12

**Have You a Friend Whom You'd Like Us to Mail Our Catalog? A Postal Will Bring It Promptly.**

# Information for Gardeners

**LOCATION.**—In selecting the situation for a garden use the best drained and most favorable spot available, as success is, to a considerable extent, dependent upon this. If possible the morning sun, which is most desirable, should reach all parts of the garden, and near proximity to large trees should be avoided. More shade than is desirable is usually furnished by trees, and they rob the soil of moisture and nourishment, very much to the detriment of smaller plants growing nearby.

**THE SOIL.**—A fair degree of success can be obtained from any soil which can be made rich and friable, but best results will be found from a rich, sandy loam, free from the tendency to bake into a hard crust after heavy rains. The soil should be thoroughly plowed or dug to a good depth, and harrowed or raked to obtain as smooth surface as possible. The success of gardening depends to a large extent upon the proper preparation of the soil by the liberal use of stable manure or working in vegetable matter of any kind.

**FERTILIZERS.**—The best fertilizer is stable manure, and it should be used freely. It should always be thoroughly rotted, as vegetables of delicate flavor cannot be raised from fresh manure. The largest and most famous gardeners of the East use liquid manure almost exclusively as a fertilizer, even in the case of their largest field crops. Pulverized sheep manure or bone meal are the next best substitutes for gardening.

**SOWING THE SEED.**—Hasty, careless and improper sowing of the seed is the largest source of disappointment and failure among amateur gardeners. The seed contains an embryonic plant enclosed within a more or less impervious shell with enough plant food stored in and around the germ to sustain the plant until it can put out its leaves, form roots and shift for itself. Germination requires moisture, heat and a certain amount of air. To start growth the seed first absorbs water and swells. The plant food within the seed becomes soluble. The seed coats are ruptured, the rootlets begin growth downward and the stemlet starts upward. This growth is maintained for a time on the stored food, until gradually the plantlet becomes established and gathers food from the soil and air. When the little plant begins to provide for itself germination is complete.

Not only an inferior crop, but often a later crop, is produced by sowing seeds too early, rather than at the proper time. The suggestions as to time of sowing given in this catalogue are a safe guide, but of course, judgement should be used, seasons varying greatly in different years. As a rule, seeds do one of two things shortly after planting—they germinate and grow, or they die. Generally speaking, seeds should be covered according to their size, the texture and condition of the soil, and with due regard to the advance of the season. Rolling, or some firming process of the soil over the seeds, greatly facilitates the germination of practically all kinds of seeds, especially in dry weather.

Sow in long, straight rows or drills as much as possible, as the plants may then be easily recognized as they come up, and may be thinned and cultivated most conveniently.

**TRANSPLANTING.**—If possible, do all transplanting late in the afternoon, using care in lifting the plants to avoid injury to their tiny roots. Most plants can be taken up from the seed bed without injury to the root, if handled carefully, and success largely depends on this first step. Make the hole with a dibble, insert the root, pour a little water about it, and press the earth carefully but firmly around the stalk. If the weather be hot, shade for a day or two for best results.

**CULTIVATION.**—Every weed should be removed as soon as it appears, and the crust which forms after a rain should be broken up and the ground stirred as soon as dry enough to permit. While the plants are young, the more frequently and deeply the soil is stirred the better, but as growth continues and the roots occupy the ground cultivation should be shallower until it becomes a mere

stirring of the surface. Remember that a small garden, well cultivated and cared for will give larger returns than a large garden poorly prepared and neglected.

**SPRAYING.**—Plant diseases have become so prevalent as to make spraying almost necessary to the perfecting of many crops. We list in the back of this catalogue a complete line of spray materials for plant diseases and injurious insects, and sprayers and dusters.

**THE COLD FRAME.**—The purpose of the cold frame is to foster plant growth by warding off cold winds, keeping the ground warm during winter and early spring, and increasing the feeble warmth of the slanting sunbeams.

The construction of a cold frame is very simple. The back board is usually twelve inches wide and the front board eight inches wide. These are joined together by a tapered board six feet long, 12 inches wide at one end and 8 inches at the other. The frame may be made as long as required, but should have a cross-tie every three feet to support the sash, which is 3 x 6 feet. When complete set the frame in a sheltered, well drained place with Southern exposure.

Fill the frame with good soil to within six inches deep in front and eight inches at the back. Make shallow furrows three or four inches apart across the surface of the soil in the frame, and sow the seed in these. Cover them thinly and firm the soil over them with the hands or a piece of board. Water moderately with a fine spray, and place the sash on snugly to remain until the seedlings appear. After the plants are up the sash should be tilted back during the warm part of the day to admit fresh air, that they may be made sturdy. As the seedlings grow, remove the sash both day and night during favorable weather, but replace as a protection against wet, muggy or cold weather. As an additional protection, in very cold or stormy weather the closed sash may be covered with mats that come for that purpose, or with straw.

As soon as the plants are large and strong enough and danger of frost is over, transplant to the open ground.

**THE HOTBED.**—Such seeds as endure little cold may be sown in hotbeds very early in the season, so that by the time it would be safe to plant them in the open the plants are well established, and in the case of many vegetables, nearly ready to begin fruiting. A serviceable hotbed may be made in the same manner as described above for the cold frame, but making all joints and cracks tight and having the back two feet high, sloping down to eighteen inches at the front. Regulation sash, 3 x 6 feet, can be had from dealers cheaper than it can be made at home. Dig the pit a foot wider than the frame, and two feet deep, boarding up the sides to prevent caving in of the earth. The bed proper is made of fresh horse stable manure, containing a liberal quantity of bedding straw. It should be forked over, shaken apart, and if dry, watered and allowed to stand a few days, when it should be forked again, heaped into the pit until it is above the level of the ground, and packed firm and level. Set the frame upon this, water well, and put sash in place. As soon as the heat rises, as indicated by the gathering of moisture on the glass, remove the sash and fill in on top of the manure with eight to ten inches of fine, dry, loamy garden soil, spreading it smoothly and evenly. Then replace the glass, and when the bed is warmed again sow the seeds broadcast or in drills. It is very important to use dry soil and to allow the first rank heat to pass off before sowing the seeds. Seedsmen are sometimes blamed for non-germination of seeds when the fault was the failure to observe this precaution.

Water as often as necessary with tepid water, and when the plants appear admit air freely, except in freezing weather, to prevent "damping off." In frosty weather air may be given in the middle of the day by raising the sash at the back an inch or two. When the temperature is very low cover at night with mats or straw. As the plants become strong, accustom them gradually to the air by taking the sash off entirely during the day, and only partially closing them on mild nights.

*Kindly place your order early, so as to assist us in getting it out promptly.*





# White's "Quality" Vegetable Seeds

SELECTED WITH SPECIAL CARE FOR THE HOME GARDEN

No vegetable ever comes to the table at home like those gathered fresh from the home garden. The rich, sweet flavor and fragrant aroma coming with freshly gathered vegetables when cooked sharpens the appetite and gives zest and relish to eating.

We are listing in this catalog only the most important varieties suitable for this climate under each heading, but are prepared to supply any obtainable variety that our customers may want. It is highly advisable that you send us a list of your particular requirements as early in the season as practicable.

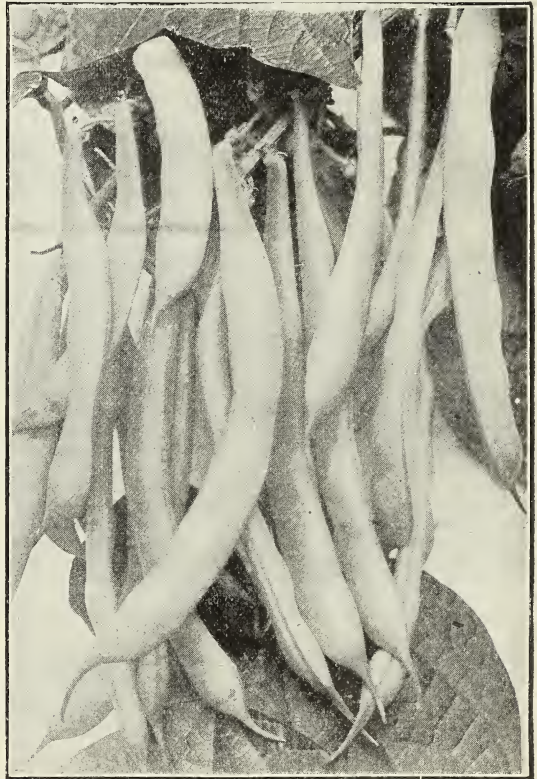
## Bush Snap Beans

**Culture.**—These can be planted any time from April 1st (or after danger of late frost is past) to September 1st. They thrive best in good light, loamy soil, as they have a tendency to rust if planted in stiff or heavy soil. Plant in rows 2½ to 3 feet apart and 3 to 4 inches apart in the rows. Cover 1½ inches deep. Give only light cultivation after plants are 6 inches high. About 2 pounds is required to plant 100 feet of row, and 100 pounds to the acre.

### GREEN PODDED VARIETIES

**Extra Early Red Valentine.**—A standard variety extra early in maturing, and bears pods which are round, long, slightly curved and of excellent quality. The extreme hardness of this bean accounts for its popularity in this section as the first early bean. The Red Valentine germinates in cold ground when other sorts fail. Our improved strain of this excellent variety has been selected especially for earliness and good quality. Price—Postpaid: Pkt., 10 cts.; lb., 35 cts.; 10 lbs., \$2.50. Express: lb., 25 cts.; 10 lbs., \$1.90; 100 lbs., \$16.00.


**Black Valentine.**—The hardiest of all beans; will stand more frost than any other sort. On this account particularly recommended for market growers. The pods are long, straight, very handsome; are produced very profusely and present a very attractive appearance on the market. An ideal bean for the earliest market. Price—Postpaid: Pkt., 10 cts.; lb., 35 cts.; 10 lbs., \$2.50; Express: lb., 25 cts., 10 lbs., \$1.90; 100 lbs., \$16.00.



Burpee's Stringless Green Pod Beans


**Burpee's Stringless Green Pod.**—This is absolutely a stringless bean, and this quality alone puts it ahead of most table beans. The pods break as short and as free as pipe stems. It is also extra early and of splendid table qualities. One of the best sorts for market gardeners and home use. Price—Postpaid: Pkt., 10 cts.; lb., 35 cts.; 10 lbs., \$2.50. Express: lb., 25 cts.; 10 lbs., \$2.00; 100 lbs., \$17.00.

**Refugee, or 1,000 to 1.**—One of the best for main crop and late or succession plantings; enormously productive. Snaps are round, tender and of excellent quality. Later than the early kinds, but bears much longer and is more productive. Price—Postpaid: Pkt., 10 cts.; lb., 35 cts.; 10 lbs., \$2.50. Express: lb., 25 cts.; 10 lbs., \$2.00; 100 lbs., \$18.00.



Black Valentine Beans

To prevent bean diseases spray with Dry Bordo, see page 30.



Kentucky Wonder Pole Beans

**Bountiful.**—A "long yellow six weeks" improved by earlier growth, hardness and more prolific yield. The pods are large, flat, very tender, handsome, and free from strings. This variety may also be grown as a shell bean for winter use. Price—Postpaid: Pkt., 10 cts.; lb., 35 cts.; 10 lbs., \$2.50. Express: lb., 25 cts.; 10 lbs., \$1.90; 100 lbs., \$16.00.

#### WAX PODDED VARIETIES

**Rustless Golden Wax.**—A vigorous, wonderfully productive bean of excellent quality. Bears continuously for several weeks if picked as soon as ready. Pods thick, meaty, entirely stringless and tender. Plants throw out long, pod-bearing tendrils, which appear at first like runners, but it is a true bush bean. We recommend it very strongly for its productiveness and fine quality. Price—Postpaid: Pkt., 10 cts.; lb., 35 cts.; 10 lbs., \$2.50; Express: lb., 30 cts.; 10 lbs., \$2.10; 100 lbs., \$18.00.

**Wardwell's Kidney Wax.**—This standard variety, maturing a little later than Golden Wax, yields a large crop of long, nearly straight, broad, light golden yellow, handsome pods. These are of large size, about six inches long, and are of good quality. They always command a ready sale, making the variety one of the most profitable for the market gardener as well as shipper. This is also very extensively used for snaps for the home garden. The plants are strong growing and bear their long pods well up from the ground. Price—Postpaid: Pkt., 10 cts.; lb., 35 cts.; 10 lbs., \$2.50. Express: lb., 30 cts.; 10 lbs., \$2.10; 100 lbs., \$18.00.

**Sure Crop Stringless Wax.**—A valuable new variety for either home use or market garden. Is a dwarf growing variety; strong, vigorous vines, producing early, rich yellow pods of extra size, measuring 7 to 7½ inches long, more than 1 inch wide, and nearly ½ an inch thick, of excellent quality; stringless and tender at all stages of its development. Plant is strong and holds pods well off the ground and will stand long seasons of wet weather. Because of its being very hardy the seeds may be planted early. Price—Postpaid: Pkt., 10 cts.; lb., 35 cts.; 10 lbs., \$2.50. Express: lb., 30 cts.; 10 lbs., \$2.10; 100 lbs., \$18.00.

**BAGS.**—Cotton bags holding 120 pounds beans and peas are charged 35 cents extra. No charge for bags for 5 and 10-pound lots.

**NOTICE.**—In the central system which we have adopted for Peas, Beans and Corn, 1 pound is equivalent to 1 pint, 2 pounds is equivalent to 1 quart, and 7 pounds is equivalent to 1 gallon, approximately. You can easily figure the quantity by the quantities sown previous seasons. All varieties of Peas, Beans and Corn are figured in this way.

## Pole Snap Beans

**Culture.**—These can be planted after danger of frost is past from May 1st through June in rows 3 feet apart, and in raised hills 4 feet apart in the rows. Plant about 5 beans in a circle around the hill covered 1½ inches, and when 6 inches high thin to 3 plants. Before planting fix firmly in the center of each hill a pole 5 to 8 feet high. About 1 pound is required to plant 100 feet of row. These beans may also be planted among the corn, 1 or 2 beans by each stalk of corn, and the vines will run up on the corn.

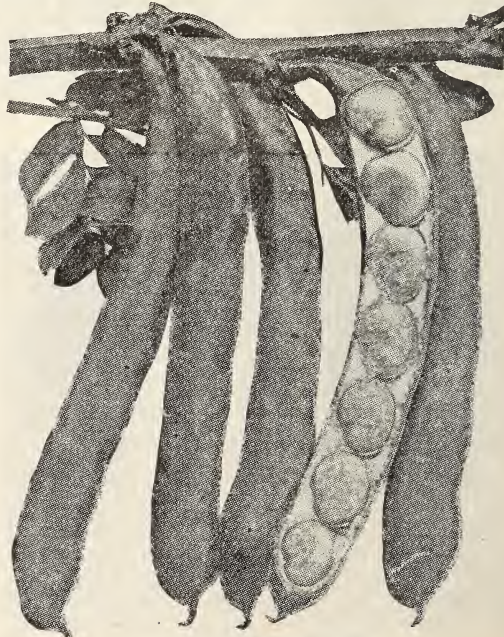
**Kentucky Wonder, or Old Homestead.**—The most popular and most generally grown of all the Pole beans. The long pods, often nine or ten inches long, are borne in large clusters from the top to the bottom of the pole. They are nearly round, crisp and tender. If gathered as they mature they continue bearing throughout the season. Price—Postpaid: Pkt., 10 cts.; lb., 40 cts.; 10 lbs., \$2.50. Express: lb., 30 cts.; 10 lbs., \$2.10; 100 lbs., \$18.00.

**Striped Creasback, or Nancy Davis.**—A hardy and very productive green podded cornfield bean. The vines are sturdy and of good climbing habit, small-medium, deep green leaves. The pods are long, about 7 inches; very cylindrical or completely rounded, distinctly creasebacked, very fleshy, and of excellent quality. The color when in condition for use as snaps is light silvery green, becoming tinged with purple as the pods mature. Seed small-medium, kidney-shaped, mottled putty color with dark striping. This is especially suitable for growing on corn for snaps. Price—Postpaid: Pkt., 10 cts.; lb., 40 cts.; 10 lbs., \$2.75. Express: lb., 30 cts.; 10 lbs., \$2.40; 100 lbs., \$20.00.

## Pole Lima Beans

**Culture.**—Plant after danger of frost is past in April and May in raised hills 3 feet apart in the row and rows 4 feet apart. Plant 5 beans in a circle around the hill, with the eyes of the seeds downward and cover 1½ inches. When 6 inches high thin to 3 plants to the hill. Fix firmly in the center of each hill a pole 5 to 8 feet high, and when plants show runners help the vines to start by twining them around the pole from right to left. They require only light cultivation after plants are 8 inches high. One-half pound will plant about 150 feet of row.

**Carolina Sieva, or Butter Beans.**—Earlier, hardier and more prolific than the large Lima kinds. For years the popular "butter bean" of the South, and more generally grown in that section than any other variety. Price—Postpaid: Pkt., 10 cts.; lb., 45 cts.; 10 lbs., \$2.75. Express: lb., 35 cts.; 10 lbs., \$2.40; 100 lbs., \$21.00.



Carolina Sieva or Butter Beans

Lima beans should be in every garden.



**King of the Garden Pole Lima.**—An improved strain of the Large White, of more prolific character and with larger pods and beans. Large early crops and bears until frost. Only two plants should be allowed to one hill. Price—Postpaid: Pkt., 10 cts.; lb., 45 cts.; 10 lbs., \$2.75; Express: lb., 35 cts.; 10 lbs., \$2.30; 100 lbs., \$20.00.

**Burpee's Giant Podded Pole Lima.**—Bears pods 7 to 8 inches long, borne in large clusters, and containing 4 to 6 big, fat butter beans of the finest Lima flavor. The superb quality, tenderness and rich flavor, with its unusual size and great productiveness, render this the peer of any Lima bean grown for use either green or dried. Price—Postpaid: Pkt., 10 cts.; lb., 45 cts.; 10 lbs., \$3.50; Express: lb., 35 cts.; 10 lbs., \$2.75; 100 lbs., \$25.00.

## Dwarf Lima Beans

**Culture.**—Plant after danger of frost is over in April, May or June in rows 3 feet apart, and place 3 beans, eyes downward, 15 inches apart in the row, covering them 1½ inches. About 1 pound is required for 100 feet of row; 30 to 60 pounds to the acre. If plants show runners, do not think you have planted by mistake Pole Beans, as Bush Beans were bred from Pole Beans, and, therefore, sometimes show a tendency to run, but pinch or clip off the runners, and this is all that will be necessary.

**Henderson's Bush Lima.**—Pods short and flat, delicious flavor. The earliest of Bush Limas, two weeks earlier than any of the Pole varieties. It is small in size, but the great productiveness and delicious flavor of Henderson's Bush Limas has made it a favorite of good housekeepers. An excellent sort for canning. Price—Postpaid: Pkt., 10 cts.; lb., 40 cts.; 10 lbs., \$2.50. Express: lb., 30 cts.; 10 lbs., \$2.10; 100 lbs., \$18.00.

**Fordhook Bush Lima.**—This is without a doubt the best type of Bush Lima Bean in cultivation. It grows upright and does not come in contact with ground. The vigorous plants bear pods in clusters, each pod containing 4 to 5 large, thick beautiful green beans. No other variety can compare in quality with the sweet and tender Fordhook. Matures very early and continues bearing until frost. Price—Postpaid: Pkt., 10 cts.; lb., 50 cts.; 10 lbs., \$3.50. Express: lb., 40 cts.; 10 lbs., \$3.10; 100 lbs., \$28.00.

**Burpee's Improved Bush Lima.**—The pods are truly enormous in size, borne abundantly and well filled with handsome beans which are both larger and thicker than those of the popular Burpee's Bush, and fully eight days earlier. Price—Postpaid: Pkt., 10 cts.; lb., 50 cts., 10 lbs., \$3.50. Express: lb., 40 cts.; 10 lbs., \$3.10; 100 lbs., \$28.00.



Burpee's Improved Bush Lima



Crimson Globe Beet

## Beets

**Culture.**—For very early crop the seed should be sowed in hotbeds or started in boxes in the house in January and February. After danger of frost is past transplant and set them in rows 2 to 3 feet apart and 4 to 6 inches apart in the rows. Or they can be sown outside from March to July, as desired, for medium-early or late crop, in drills, covering 1 inch and plants thinned to 4 to 6 inches. Beets should be grown in light, clean, deep soil and kept well cultivated. Two ounces of seed will sow 100 feet of row, and about 7 pounds are required to sow an acre.

**Crosby's Improved Egyptian.**—An improvement on other Egyptian sorts, being as early and of more desirable shape, color and quality. Is being more largely planted for early market by truckers and shippers, and has proven very profitable and satisfactory, being very sweet and tender. Price—Pkt., 5 cts.; oz., 10 cts.; ¼ lb., 25 cts.; lb., 90 cts.

**Improved Early Blood Turnip.**—A superior selection of Blood Turnip Beets, dark red, fine flavor. It forms medium-sized, sound, half-flattened bulbs. Good for late or early planting. Price—Pkt., 5 cts.; oz., 10 cts.; ¼ lb., 25 cts.; lb., 85 cts.


**Early Eclipse.**—A very early maturing beet, especially desirable for the home garden. Top of medium size. Roots nearly globular, with a small tap and small collar. Flesh bright red, zoned with pinkish white; very sweet, crisp and tender, especially when young. Price—Pkt., 5 cts.; oz., 10 cts.; ¼ lb., 25 cts.; lb., 85 cts.

**Crimson Globe.**—The interior is a rich, deep crimson, and fine grained in texture. The foliage is deep blood red. It is nearly round, of medium size, and does not become coarse at maturity. Price—Pkt., 5 cts.; oz., 10 cts.; ¼ lb., 30 cts.; lb., \$1.00.

## Mangels or Stock Beets

**Culture.**—These can be sowed in April, May and June, drilled in rows 3 feet apart, and the plants thinned to 6 or 8 inches apart in the row. They should be well cultivated until they get well started. Sow 1 ounce to about 75 feet of row; 6 pounds to the acre. Stock beets grow to an enormous size on good land and make splendid food for stock of all kinds.

**Mammoth Prize Long Red.**—No other mangel can compare with this variety in yield. Crops of forty to fifty tons per acre have been made on good land and under thorough cultivation. The roots often weigh twenty to twenty-five pounds each. It grows well above ground, is easily pulled; the deep red roots are straight, well formed and solid. Especially adapted to deep soils. Price—Pkt., 5 cts.; oz., 10 cts.; ¼ lb., 20 cts.; lb., 60 cts.



Swiss Chard

## Swiss Chard or Spinach Beet

One ounce will sow 100 feet of row.


**Swiss Chard, Giant Lucillus.**—The Swiss Chard, or Spinach Beet, is prepared for the table in the same manner as Spinach; sometimes, however, the mid-rib is prepared like Asparagus. Seed planted early in the spring will quickly produce plants from which cuttings may be made all summer, as you can cut right down to the ground, and new shoots will soon spring up and make a fast growth, while those plants which are allowed to grow on without any cutting will make large curly leaves, with thick, light-colored mid-ribs, which are delicious when cooked and served like asparagus. You should not fail to plant at least one long row in your garden. Price—Pkt., 5 cts.; oz., 10 cts.;  $\frac{1}{4}$  lb., 25 cts.; lb., 85 cts.

## Brussels Sprouts

**Culture.**—Sow seed in a bed during June or July. When large enough to move, transplant in the open ground 18 inches apart in the row. The cultivation and handling is in every respect similar to that given Cabbage.

**Brussels Sprouts.**—The sprouts resemble miniature cabbage, growing closely on the stalk of the plant. The leaves should be broken down in the fall to give the little heads more room to grow. They should be treated in all respects like winter cabbage or kale. Price—Pkt., 5 cts.; oz., 25 cts.;  $\frac{1}{4}$  lb., 75 cts.; lb., \$2.75.

Brussels Sprouts



Henderson's Succession

## Cabbage

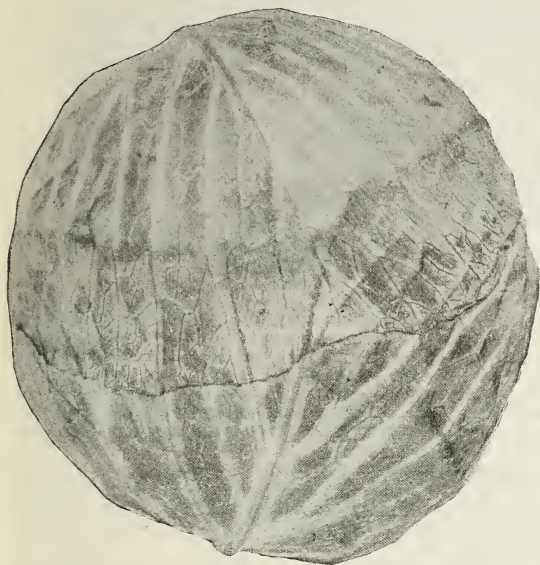
**Culture.**—To make an early crop of cabbage the seed can be sowed in hotbeds or in boxes in the house in January, February and March, or for later crop can be sowed outside from April to June, but to make the earliest spring cabbage the seed should be sowed outside about September 15th and then transplanted where they are to remain in November. Cabbage should always be transplanted to good, rich, clean, light soil in rows 3 to 4 feet apart, with plants 16 to 18 inches apart in the row, according to the variety of cabbage, whether of large, medium or small-size growth. One ounce of seed will produce about 1,500 plants.



Early Jersey Wakefield

**Selected Early Jersey Wakefield.**—Long recognized as the best earliest marketable cabbage. In size, medium; in shape, pyramidal, with pointed beak. Its uncommonly fine heading qualities, together with its fitness for wintering in cold frames, pleases the most critical gardeners. Our strain of seed is of superior quality, Long Island grown. Price—Pkt., 10 cts.; oz., 25 cts.;  $\frac{1}{4}$  lb., 75 cts.; lb., \$2.60.

**Charleston Wakefield.**—All that we say about the purity and excellence of our Jersey Wakefield is equally true of our Charleston Wakefield—it is as pure and true a strain as careful selection can make it. It is a few days later than the Jersey Wakefield, but larger and more solid. Exceedingly hardy, and on account of its earliness and size, is deservedly popular, not only with large market growers, but with private gardeners. Price—Pkt., 10 cts.; oz., 25 cts.;  $\frac{1}{4}$  lb., 75 cts.; lb., \$2.60.



Large Late Drumhead

**Early Flat Dutch.**—For a second early to follow Jersey Wakefield this is in every way satisfactory for it is one of the most reliable medium-early varieties. A sure header, makes large, solid, flat heads that in point of quality are the equal of any. Has comparatively few outside leaves. Price—Pkt., 10 cts.; oz., 20 cts.;  $\frac{1}{4}$  lb., 65 cts.; lb., \$2.35.

**Early Drumhead.**—Very popular throughout the South and well deserves its popularity, for it makes a most excellent, sure-heading second early cabbage of as fine quality as anyone could wish. The heads are large, flattened on top, solid, crisp and tender. Especially adapted for the home garden. Price—Pkt., 10 cts.; oz., 20 cts.;  $\frac{1}{4}$  lb., 65 cts.; lb., \$2.35.

**Henderson's Succession.**—A splendid sort whether grown for medium-early, mid-summer or the late crop, and keeps well for winter use. A little later than the Early Drumhead, but much larger. Heads deep and solid, of handsome color and of the finest quality. The heads become solid before they are fully matured. Price—Pkt., 10 cts.; oz., 25 cts.;  $\frac{1}{4}$  lb., 75 cts.; lb., \$2.60.

**All Seasons.**—One of the very best, either for early or late planting. Heads very large and round, often nearly spherical, but usually somewhat flattened. Very solid, and of the best quality, keeping as well as winter sorts. The plant is very vigorous and sureheading. Remarkable for its ability to withstand the hot sun and dry weather; an excellent keeper. Price—Pkt., 10 cts.; oz., 20 cts.;  $\frac{1}{4}$  lb., 65 cts.; lb., \$2.35.



All Seasons Cabbage

**Large Late Drumhead.**—A favorite winter cabbage; recommended for its fine, large, deep, heavy and solid, long-keeping heads. It has few outside leaves. They can be kept in good condition till late in the spring. We recommend it for the home garden. It is more generally grown than any late cabbage. Price—Pkt., 10 cts.; oz., 20 cts.;  $\frac{1}{4}$  lb., 65 cts.; lb., \$2.35.

**Large Late Flat Dutch.**—A good strain of this popular winter cabbage. Makes good, large, solid, flat heads that keep well into the winter. Price—Pkt., 10 cts.; oz., 20 cts.;  $\frac{1}{4}$  lb., 65 cts.; lb., \$2.35.

**Perfection Drumhead Savoy.**—Should be grown in every garden. No other fall and winter cabbage can compare with it in flavor, particularly after it has been touched by frost when it is equal to cauliflower. To have the finest solid hard heads do not plant till May, June or early in July, as it will not head up hard during very hot weather. Price—Pkt., 10 cts.; oz., 25 cts.;  $\frac{1}{4}$  lb., 75 cts.; lb., \$2.60.

**Chinese Pe-Tsai, or "Celery" Cabbage.**—Produces beautiful crisp, celery-like heads that blanch easily and that resemble a giant Cos lettuce. As a salad it rivals the finest lettuce, when cooked as cabbage or spinach it makes a delightful green. Its pure white heads make the best cold slaw. It is easily grown, but should be planted early, as it does best during the cool season. Price—Pkt., 10 cts.; oz., 30 cts.;  $\frac{1}{4}$  lb., 85 cts.; lb., \$2.85.

## Collards

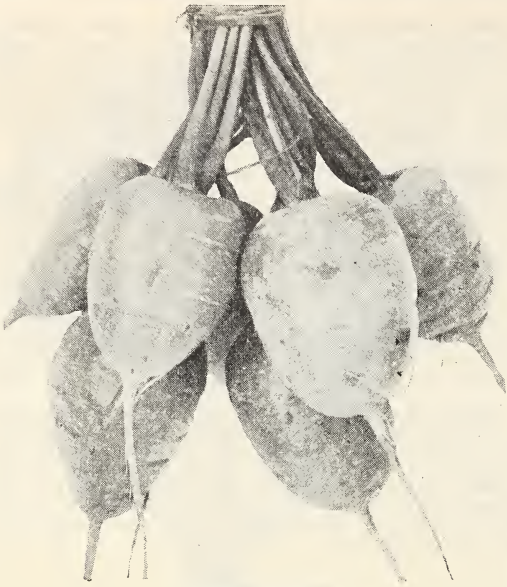
Grown very largely in the Southern States, where it is used as a substitute for cabbage, but it is easier to grow, also hardier, thrives better on poor soil, and is not as susceptible to insects. It is frequently sown in the early spring months, but seems to do best when sowed in June, July or August. Transplant and cultivate like late cabbage, and keep well worked. It is said the flavor is improved by a touch of frost, and makes a splendid dish for fall and winter use. One ounce of seed produces about 1,500 plants.



North Carolina Short Stem Collard

**North Carolina Short Stem.**—A decided improvement, and has proved very popular wherever grown. \* Has short stem, large spreading leaves, very hardy, withstanding drought in summer and cold in winter. Its flavor and cooking qualities are the very best. Price—Pkt., 5 cts.; oz., 15 cts.;  $\frac{1}{4}$  lb., 35 cts.; lb., \$1.10.

**White, or Cabbage Collard.**—Called cabbage-collard because of its close bunching habit and general resemblance to a cabbage. Extremely hardy and grows on the poorest soils. As white and crisp as a cabbage. Price—Pkt., 5 cts.; oz., 15 cts.;  $\frac{1}{4}$  lb., 30 cts.; lb., 90 cts.



Chantenay Carrots

## Carrots

**Culture.**—Carrots can be sown from March to June in drills 12 inches apart and the plants thinned to 4 or 5 inches apart, covering the seed about  $\frac{1}{2}$  inch. They thrive best in light, loamy, deep, rich soil. To keep carrots in winter, pack well in clean, dry sand and place in a dry, dark cellar. Sow 1 ounce of seed to 100 feet of row; about 4 pounds to the acre.

**Danvers Half Long.**—The roots are smooth, 8 to 10 inches long, and of a deep orange color. The flesh is fine-grained, sweet and of the very best quality. This is an excellent variety either for the home garden or for the market. Price—Pkt., 5 cts.; oz., 10 cts.;  $\frac{1}{4}$  lb., 25 cts.; lb., 90 cts.



Easy Blanching Celery

**Chantenay.**—Suited to either garden or field culture. It makes a good yield and is often used for stock feed. It has a medium-size top, small neck, stump root and a broad, thick shoulder. The roots are of an orange color, and the flesh is of good quality. Price—Pkt., 5 cts.; oz., 10 cts.;  $\frac{1}{4}$  lb., 25 cts.; lb., 90 cts.

**Improved Long Orange.**—This is one of the most popular sorts for table use; therefore it is especially recommended to home gardeners. The roots are long, smooth and tapering. The flesh is very tender and crisp and of a beautiful orange color. Price—Pkt., 5 cts.; oz., 10 cts.;  $\frac{1}{4}$  lb., 25 cts.; lb., 90 cts.

## Celery

**Culture.**—Sow in hotbeds or in seed boxes in the house in February or March. Keep well watered and transplant from July to September 15th to rich, moist, mucky soil in rows 12 to 18 inches apart, with plants 6 inches apart in the row. Supply abundance of moisture. As the plants grow heap up the earth around the stalks to whiten them. To protect from severe winter weather, cover the rows with straw and lay boards on the top, or bank the rows with boards when 10 inches tall. One ounce of seed produces 1,000 plants.

**Improved White Plume.**—A magnificent celery for early use, and being self-blanching, requires but little working; naturally turns white upon reaching maturity. In quality, it is all that can be desired. Price—Pkt., 5 cts.; oz., 25 cts.;  $\frac{1}{4}$  lb., 75 cts.; lb., \$2.60.

**"Easy Blanching" Celery.**—Excels all other varieties in earliness, in quick blanching, in flavor and tenderness. Every stalk solid, does not get pethy. Price—Pkt., 10 cts.; oz., 40 cts.;  $\frac{1}{4}$  lb., \$1.00; lb., \$3.50.

**Giant Pascal.**—More generally grown than any late celery. For fall and early winter it is certainly one of the best. It makes large, thick and solid stalks, with beautiful creamy yellow heart; blanches easily and quickly; very crisp and of a fine nutty flavor. Price—Pkt., 5 cts.; oz., 15 cts.;  $\frac{1}{4}$  lb. 50 cts.; lb. \$1.85.

## Garden Corn


**Culture.**—Corn prefers a rich, warm, well-manured soil, but excellent garden corn may be raised on any good soil that has been deeply and thoroughly worked before planting. Plant the early varieties the last of March or early in April; sweet corns are tender and should not be planted till the ground is thoroughly warm. Give frequent but shallow cultivation and continue plantings at intervals of about two weeks for a succession of roasting ears. The early kinds can be planted during July or early in August for late roasting ears. One pound will plant 100 hills; 10 to 12 pounds plant an acre.

**Adams Early.**—Similar to Extra Early Adams, but a little later, and makes larger ears. Earlier and harder than the sugar corns, and, as it makes a small stalk, can be planted close together. Price—Postpaid: Pkt., 10 cts.; lb., 25 cts.; 10 lbs., \$1.65. Express: lb., 20 cts.; 10 lbs., \$1.30; 100 lbs., \$11.00.

**Trucker's Favorite.**—For a second early corn to follow Adams Early, or for late planting to mature early, this is a good sort. It is a white corn, with good depth of grain, tender and sweet, and makes most desirable size for roasting ears. In addition to being a fine garden corn, it makes an excellent field corn to plant late. Price—Postpaid Pkt., 10 cts.; lb., 30 cts.; 10 lbs., \$1.75. Express: lb., 25 cts.; 10 lbs., \$1.40; 100 lbs., \$12.00.

**Genuine Norfolk Market.**—Unlike the early varieties which have heretofore been considered standard, it is really handsome corn, the ears attaining an average length of over 8 inches, with about sixteen rows to the ear. The rows are regular and the cob is covered to the very tip. When in a green state the grains are very plump and milky, with excellent taste. Preferred by many to the sugar varieties. This is the best corn to fill in between the little early varieties and the late sorts. Price—Pkt., 10 cts.; lb., 30 cts.; 10 lbs., \$1.75. Express: lb., 25 cts.; 10 lbs., \$1.40; 100 lbs., \$12.00.

**Howling Mob.**—A big-eared early corn with the sweet flavor of the late varieties; ears 7 to 9 inches long; usually two pearly white ears to the stalk; the shuck extends well over the tip and protects it from the green worm so destructive to early sweet corns. Price—Pkt., 10 cts.; lb., 35 cts.; 10 lbs., \$2.50. Express: lb., 30 cts.; 10 lbs., \$2.10; 100 lbs., \$18.00




Country Gentleman Corn

**Golden Bantam.**—Extra Early, sweet, tender and delicious, is becoming each year more popular because of its extreme early character, vigorous growth and delicious flavor. It is pronounced by many of our planters the finest extra early sweet corn ever grown. The dry grain is entirely free from any flinty glaze, it is exceptionally hard and firm, hence can be planted earlier than any other true sweet corn. The stalks are dwarf and sturdy in habit, growing to a height of four feet and can be planted close together in the row; they bear two or three good small ears to the stalk. The grains are yellow. Golden Bantam is truly delicious. Price—Pkt., 10 cts.; lb., 35 cts.; 10 lbs., \$2.50. Express: lb., 30 cts.; 10 lbs., \$2.10; 40 lbs., \$18.00.

**Stowell's Evergreen.**—Now recognized everywhere as the standard variety, both for home and market, and is the general favorite. The ears are of a large size, grains deep, exceptionally tender and sugary, and have the advantage of remaining longer in the green state than any other. Our stock has been carefully grown and selected to avoid the tendency to a shorter grain and deterioration in the evergreen character of this best of all sorts. Price—Pkt., 10 cts.; lb., 35 cts.; 10 lbs., \$2.20. Express: lb., 25 cts.; 10 lb., \$1.90; 100 lbs., \$16.00.

**Country Gentleman.**—One of the richest flavored and most popular late sweet corns. Makes a good-sized ear, with a small cob, densely covered with irregular rows of very long, slender, pearly-white grains of the best quality. The ears are 8 to 9 inches long, are borne two or more to the stalk, and will keep tender and fit for use for a long season. You will make no mistake in planting Country Gentleman. Price—Pkt., 10 cts.; lb., 35 cts.; 10 lbs., \$2.25 Express: lb., 25 cts.; 10 lbs., \$1.90; 100 lbs., \$16.00.



White Rice Pop Corn

## Pop Corn

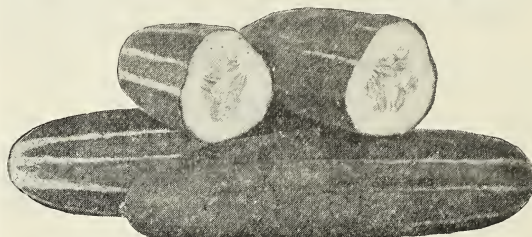
**A Profitable Crop.** Boys and girls can easily grow an acre or so and dispose of the product to the groceryman.

**White Rice.**—A very handsome and very prolific variety. Ears short; kernels long, pointed and resemble rice; color white. No variety of pop corn is superior to this for popping. Price—Pkt., 10 cts.; ½ lb., 15 cts.; lb., 25 cts.; 10 lbs., \$1.75.

## Cucumbers

**Culture.**—To have very early cucumbers the seed can be planted in hotbeds or boxes in the house in March or April and transplanted after danger of frost, or for later crop plant outside after the ground is warm, from April to July, in rich, well-manured, raised hills 4 feet apart.

Plant 8 to 10 seeds 1 inch deep around the hills. Later thin to 2 or 3 plants to the hill. Hoe or cultivate only until the plants start to vine, then pull weeds by hand. One ounce will plant about 50 hills; 2 pounds to the acre.



London Long Green Cucumber

**Improved Early White Spine.**—The most widely grown of all cucumbers, especially for shipping, although it is grown in nearly every private garden. The fruits are 5 to 7 inches long, smooth, slightly pointed at the ends, of a deep rich color; very prolific and excellent for both table and pickling. Price—Pkt., 5 cts.; oz., 10 cts.; ¼ lb., 30 cts.; lb., \$1.00.

**London Long Green.**—Well-known table sort, 12 to 14 inches long; slender, more tapering toward the stem end; color dark green; flesh white and firm. Price—Pkt., 5 cts.; oz., 10 cts.; ¼ lb., 30 cts.; lb., \$1.00.

**Davis Perfect.**—We cannot praise this variety too highly. It has every quality that makes up an ideal cucumber. The vine growth is vigorous, producing unusually long, symmetrical fruits that are almost seedless. The fruits of this sort have been mistaken, even by experts, for hothouse or indoor types. For this reason they always command the very best price in any market. Price—Pkt., 5 cts.; oz., 15 cts.; ¼ lb., 40 cts.; lb., \$1.25.


**Early Green Cluster.**—Very early, bearing in clusters of two and three. If kept gathered the vines will continue to set fruit through a long season. Fine for pickles. Price—Pkt., 5 cts.; 1 oz., 10 cts.; ¼ lb., 30 cts.; lb., \$1.00.



Improved Early White Spine Cucumber

## Egg Plant

**Culture.**—Sow in February or March  $\frac{1}{2}$  inch deep in hotbeds or boxes inside. When the plants are 2 inches high transplant to pots or good rich soil, after all danger of frost is past, in May. Set out in 3 foot rows, 2 feet apart in the row. The ground should be a good rich loam. Keep well worked. One ounce of seed will produce about 1,000 plants.



Black Beauty

**Black Beauty.**—This is the earliest and the best of all large-fruited egg-plants. The large fruits are thick and of the most attractive form. The skin is a rich, lustrous, purplish-black, and it is entirely free of spine or thorns. Price—Pkt., 10 cts.; oz., 45 cts.;  $\frac{1}{4}$  lb., \$1.50; lb., \$5.60.

## Herbs

As the seed of most herbs are very small and delicate, the soil should be carefully prepared and kept entirely clean of weeds. Sow  $\frac{1}{2}$  inch deep, in drills, early in the spring, and transplant when the plants are large enough to rows 16 to 18 inches apart.

**Sage.**—Pkt., 10 cts.; oz., 50 cts.;  $\frac{1}{4}$  lb., \$1.75.

**Thyme.**—Pkt., 10 cts.; oz., 50 cts.

**Dill.**—Pkt., 5 cts.; oz., 15 cts.;  $\frac{1}{4}$  lb., 40 cts.; lb., \$1.35.

## Kale or Borecole

**Culture.**—Spring, or Smooth Kale, may be sown either in the spring or fall, making greens earlier than the winter sorts. Make spring sowings in February and March. The Siberian and Scotch are the popular sorts for fall sowings; a limited quantity is also sown in the spring. Sow from August 15th to October 15th, either broadcast or in drills 18 inches apart, and give some cultivation, and they will yield greens throughout the winter. Sow 8 pounds per acre broadcast, 4 to 5 pounds in drills.


**Smooth Kale, or Spring Sprouts.**—A hardy, quick-growing, smooth-leaved variety. Sow at intervals of ten days, so as always to have it young and tender. Price—Pkt., 5 cts.;  $\frac{1}{4}$  lb., 10 cts.; lb., 30 cts.

**Early Curled Siberian (Blue Kale or Dwarf German Greens).**—A hardy, vigorous spreading green kale, with a distinctive bluish tinge. So hardy that it will stand the winter without protection and make rapid growth in the spring. The leaves are beautifully curled all around the edges and retain their crisp, fresh appearance long after cutting. Slow to run to seed. Price—Pkt., 5 cts.; oz., 10 cts.;  $\frac{1}{4}$  lb., 30 cts.; lb., \$1.00.

**Green Curled Scotch or Norfolk.**—The dwarf spreading kale largely grown in the trucking sections of Eastern Virginia and the Carolinas. The leaves are deep green, beautifully curled and crimped. Very hardy and remains crisp long after cutting. Price—Pkt., 10 cts.; oz., 15 cts.;  $\frac{1}{4}$  lb., 40 cts.; lb., \$1.35.

## Lettuce

**Culture.**—To grow early lettuce the seed should be sowed in January or February in seed boxes inside or under glass. When large enough harden by exposure to cold weather before setting outside. Transplant to rich mellow soil 8 to 12 inches apart in 18-inch rows, and keep well worked. Lettuce must have rapid growth to succeed. For a succession set every 3 weeks. Seed may be sowed in rows outside in the spring and plants thinned out. For fall use sow in July and August. One ounce will produce about 1,500 plants.



Wayahead Lettuce

**Wayahead Lettuce.**—The earliest butterhead lettuce, not only being "wayahead" in earliness, but the tightly folded heads are generally larger in size. The outer leaves a light green, with the inner head finely bleached to a rich buttery yellow. "Wayahead" stands a longer time before running to seed than any other early-head variety. Price—Pkt., 10 cts.; oz., 15 cts.;  $\frac{1}{4}$  lb., 40 cts.; lb., \$1.50.


**Salamander.**—An excellent sort for spring, summer or fall. The leaves are broad, thick and slightly crumpled; very tender and crisp. Price—Pkt., 5 cts.; oz., 15 cts.;  $\frac{1}{4}$  lb., 40 cts.; lb., \$1.35.

**Big Boston (Improved Selected).** Very distinct variety, grown largely in the South as a winter lettuce. It forms large, solid heads, with broad, comparatively smooth and thin leaves. They are of light green color, and quite tender when well grown. Outside it is a less distinctive leading sort, the plants being vigorous, growing to a good size and forming loose heads. Price—Pkt., 5 cts.; oz., 15 cts.;  $\frac{1}{4}$  lb., 40 cts.; lb., \$1.20.

**Early Curled Simpson.**—A sure cropper even under adverse conditions. Makes a well blanching, curly, loose head; early, crisp, and tender. Especially adapted for sowing thickly in rows and cutting when the plants are young. Price—Pkt., 5 cts.; oz., 10 cts.;  $\frac{1}{4}$  lb., 35 cts.; lb., \$1.10.

**Cos, or Romaine.**—Has no equal for quality. Forms long conical heads, which if tied up blanch a pure white and as crisp as celery stalks. Price—Pkt., 5 cts.; oz., 15 cts.;  $\frac{1}{4}$  lb., 45 cts.; lb., \$1.40.

**Iceberg.**—Very crisp variety, loose cabbage heading, late and very slow to shoot to seed. The head is extremely hard and well blanching, the leaves very completely and tightly overlapping each other. The color is light green, excepting for the faint brown tinge along the extreme border. It is never spotted and the inner head leaves never colored. The quality is good, crisp and firm, very sweet but not buttery in flavor. Price—Pkt., 5 cts.; oz., 15 cts.;  $\frac{1}{4}$  lb., 40 cts.; lb., \$1.20.



Iceberg Lettuce



Rocky Ford Netted Gem Cantaloupe

## Cantaloupe or Muskmelon

**Culture.**—Prepare hills 4 to 6 feet apart, in a rich, moderately dry sandy soil, using well-rotted manure. When frost is over, plant 10 to 12 seeds in each hill about 1 inch deep, and when well up, thin out, leaving 4 strong plants to the hill. To have more and better fruit, pinch off the vines, especially if the growth is rank. Give frequent but shallow cultivation till the vines cover the ground. Dust with sifted ashes, air-slacked lime or road-dust to keep off insects; spray with Bordeaux Mixture to prevent disease and improve the yield. Do not grow near cucumbers, squashes, etc. One ounce plants 50 hills; 2 pounds to the acre.

**Honey Dew.**—"As sweet as honey and fresh as the morning dew." It is certainly delicious, and everyone should grow it. The smooth thin skin is creamy white when ripe and so tough that the melon is practically sealed up and will keep for a month or more. Allow it 3 months to mature, pull when the blossom end is slightly soft, and keep a few days before serving. The flesh is good right up to the rind. Price—Pkt., 5 cts.; oz., 15 cts.; ¼ lb., 45 cts.; lb., \$1.60.

**Knight.**—About a week earlier than the Rocky Ford, of uniform size; has thick, green flesh, of splendid flavor and appearance. A favorite market variety. Price—Pkt., 5 cts.; oz., 15 cts.; ¼ lb., 35 cts.; lb., \$1.30.



Fordhook Cantaloupe

**Rocky Ford Netted Gem** (Selected Strain).—The most popular melon in cultivation. It is without doubt the most uniformly good sort. Very popular as a shipper, fruits stand handling with little or no damage. Early and very prolific; flesh is light green with salmon flesh near the seed. We offer seed of the very finest strain, grown for us by specialists in this line, and subjected to the greatest care in selecting and curing. Price—Pkt., 5 cts.; oz., 15 cts.; ¼ lb., 40 cts.; lb., \$1.35.

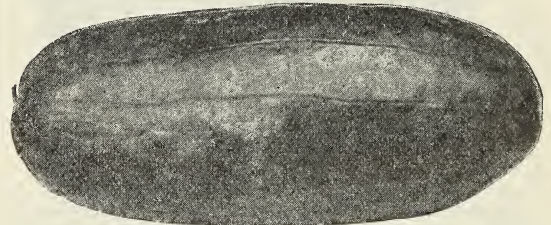
**Eden Gem or Netted Rock Cantaloupe.**—This magnificent new muskmelon is a selection of the old Rocky Ford, which it completely surpasses in lusciousness; yield heavy; good shipper. Price—Pkt., 5 cts.; oz., 15 cts.; ¼ lb., 40 cts.; lb., \$1.35.

**Defender or Burrell's Gem.**—One of the best yellow-fleshed melons. It is excellent for shipping, and is a desirable intermediate sort for the home garden. The fruits are medium-sized, oval, slightly, ribbed, covered with gray netting. The flesh is firm, fine grained and of highest flavor. The color is rich, deep orange-yellow. The flesh extends to the rind and retains its color and quality quite to the outer shell which, though thin, is very hard and firm. The vines are very vigorous and productive. Price—Pkt., 5 cts.; oz., 15 cts.; ¼ lb., 40 cts.; lb., \$1.50.

**Emerald Gem.**—The fruit is of good size, very smooth and of deep emerald green color. The flesh is of a rich salmon color, and ripens thoroughly to the extreme thin rind, and is very sweet and rich of flavor; very hardy and prolific, and grows to perfection in the South. This melon follows the extra early sorts in ripening and lasts longer than most any variety. This melon is very popular for home gardens. Price—Pkt., 5 cts., oz., 15 cts.; ¼ lb., 40 cts.; lb., \$1.35.

**Fordhook.**—The rind, though thin, is unusually firm and well netted; the thick salmon flesh is solid and sweet to the rind. One of the finest for market; also equally as good for the home garden. The introducer pronounced it equal to the Emerald Gem in delicious flavor. Price—Pkt., 5 cts.; oz., 15 cts.; ¼ lb., 40 cts.; lb., \$1.35.

**Banana.**—The fruit is very long, cucumber-shaped, 18 to 24 inches; flesh yellow, thick, and of most delicious odor and flavor. Price—Pkt., 5 cts.; oz., 15 cts.; ¼ lb., 45 cts.; lb., \$1.60.




Excel Watermelon

## Selected Southern Grown Watermelon Seed

**Culture.**—Prepare land and cultivate the same as recommended for cantaloupes, except the hills should be somewhat larger and placed 8 or 9 feet apart. New ground or a broom-straw field is an excellent place in which to grow melons, as they thrive best on light sandy soils. For a late crop of melons they may be planted as late as June 1st. One ounce of seed will plant about 30 hills; 3 pounds to the acre.

**Excel.**—This is the shippers' melon. It is well adapted to Southern conditions, and for shipping melon it can't be beat. The rind is tough and will withstand the roughest use in transit, besides being a heavy cropper. It is large, long, dark green melon with faint stripes, making a quick seller on the market. Flesh is red, very crisp, solid and a wonderful medium early shipper. Price—Pkt., 5 cts.; oz., 10 cts.; ¼ lb., 30 cts.; lb., 90 cts.

**Kleckley's Sweet.**—A medium-sized melon; medium early and exceedingly sweet; oblong in form, slightly tapering toward stem. Rind very green; flesh very bright, rich red, and ripens nearly to the rind. White seeded. Price—Pkt., 5 cts.; oz., 10 cts.; ¼ lb., 25 cts.; lb., 75 cts.

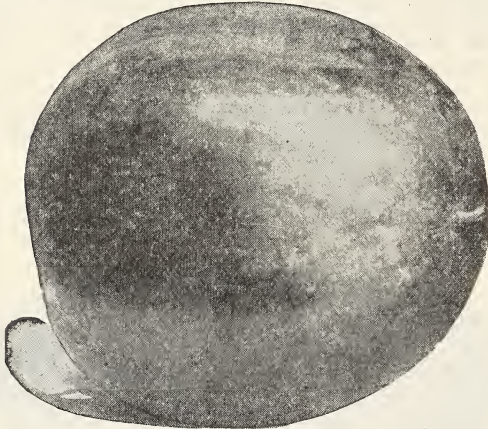


Tom Watson Watermelon

**Tom Watson.**—A medium early, long, green melon; thin, but tough rind, which makes it one of the best market and shipping varieties. Flesh is bright red, firm and very sweet. Has taken the lead over all other shipping melons, and sells for the highest prices in the Northern markets. Price—Pkt., 5 cts.; oz., 10 cts.;  $\frac{1}{4}$  lb., 25 cts.; lb., 75 cts.

**Florida Favorite.**—Oblong in shape and grows to a fair size. Rind dark green with irregular stripes; flesh bright red and of fine quality; a good shipper. Price—Pkt., 5 cts.; oz., 10 cts.;  $\frac{1}{4}$  lb., 25 cts.; lb., 75 cts.

**Georgia Rattlesnake.**—This melon, known also as the Striped Gypsy, is an oblong variety with decided stripes of light and dark green. The rind is tough and rather thick, while the flesh is bright red and of splendid quality. It attains a large size, is a particularly handsome melon, and can be shipped perhaps as far as any other kind. A splendid variety for late use. Price—Pkt., 5 cts.; oz., 10 cts.;  $\frac{1}{4}$  lb., 25 cts.; lb., 75 cts.



Duke Jones Watermelon

**Duke Jones, or Jumbo.**—Although a shipping melon, it is of such good quality and fine flavor that it is equally well recommended for home use. Extra large and of attractive color and appearance. Price—Pkt., 5 cts.; oz., 10 cts.;  $\frac{1}{4}$  lb., 25 cts.; lb., 75 cts.



White Velvet Okra

## Okra or Gumbo

**Culture.**—When the ground has become warm, sow thickly in drills 3 feet apart and thin out to a foot apart. For winter use, slice into narrow rings when young, string them and hang in the shade to dry, or they may be pickled like cucumbers, or canned. One ounce will sow 30 feet of drill.

**White Velvet.**—Bears round, white, smooth pods without ridges like other varieties. The extra large pods are produced in great abundance. Price—Pkt., 5 cts.; oz., 10 cts.;  $\frac{1}{4}$  lb., 25 cts.; lb., 70 cts.

**Improved Dwarf Green Prolific.**—Dwarf, but immensely productive. The pods are tender and of the best quality, and are borne throughout the season. Price—Pkt., 5 cts.; oz., 10 cts.;  $\frac{1}{4}$  lb., 25 cts.; lb., 70 cts.

**Tall Green.**—Long pods; grow 5 to 6 feet high. Price—Pkt., 5 cts.; oz., 10 cts.;  $\frac{1}{4}$  lb., 25 cts.; lb., 70 cts.

## Mustard

**Culture.**—Mustard can be grown at almost any time of the year. Sow the seed either broadcast or in light drills about 12 inches apart. Requires little or no cultivation, and will produce edible leaves within a few weeks after sowing.



Southern Giant Curled Mustard


**Southern Giant Curled.**—This is the best known and most popular variety. It grows rapidly and produces an abundant crop of "greens" or salad. The leaves are large and curled. Price—Pkt., 5 cts.; oz., 10 cts.;  $\frac{1}{4}$  lb., 25 cts.; lb., 75 cts.

## Onions

**Culture.**—Onions are grown from seeds and also from bulbs, called Sets. To grow onions from seed, plant in the open in the early spring rather thickly,  $\frac{3}{4}$  inch deep in rows 18 inches apart, and later thin the plants to from 3 to 5 inches apart, and keep well cultivated. When grown this way 1 ounce of seed will sow 100 feet of row; 6 pounds to the acre. If Sets for planting the following spring are desired, sow the seed in March or April in wide rows, 20 to 40 pounds to the acre. When the tops die in the summer remove and store only the small Sets, spreading them thinly in a dry place, using the larger size for eating or pickling purposes. Onions require rich soil, and a liberal supply of manure from the poultry-house is very beneficial. But probably the most satisfactory way for the small home-gardener to grow early green onions is from the Sets. These may be put out in the spring, in March or April, or in the fall, in September and October, 3 inches apart in rows 1 foot or more apart. One pound will set about 75 feet of row. Fertilize well and keep well cultivated.

**Large Red Wethersfield.**—The most generally grown and best known variety. The bulbs are large, somewhat flattened; skin purplish red; flesh purplish white; very hard and solid; an excellent keeper and a heavy cropper. A good onion for poor and dry soils. Price—Pkt., 5 cts.; oz., 20 cts.;  $\frac{1}{4}$  lb., 60 cts.; lb., \$2.00.





White Pearl Onions

**Extra Early White Pearl.**—The earliest of the white onions; makes large pearly white bulbs, tender, mild and of the best flavor. To make early spring onions, sow thickly in rows during March or early April; put out the sets next fall and you will have large onions next spring before any other kinds are ready. Price—Pkt., 5 cts.; oz., 25 cts.;  $\frac{1}{4}$  lb., 75 cts.; lb., \$2.60.

**Silver Skin, or White Portugal.**—Grows to a good size; ripens early and evenly. Flesh and skin pure white; very mild and sweet; a good keeper. Besides making a fine market onion, it is largely grown for bunching for sets and pickling. Price—Pkt., 5 cts.; oz., 20 cts.;  $\frac{1}{4}$  lb., 70 cts.; lb., \$2.50.

**Yellow Globe Danvers.**—The best known and most largely grown yellow onion for spring planting. The bulbs are medium to large size, uniformly globe-shaped, have small necks and ripen evenly. The skin is light yellow; flesh is creamy white, crisp and mild in flavor. A fine keeper, matures early and is universally recommended for general crop. Price—Pkt., 5 cts.; oz., 20 cts.;  $\frac{1}{4}$  lb., 60 cts.; lb., \$2.00.

**ONION SETS BY WEIGHT**


**One Pound equals About One Quart**

**Silver Skin.**—Price—Lb., 25 cts. (postpaid, 35 cts.); 5 lbs., 85 cts.; 10 lbs., \$1.50.

**Yellow Danvers.**—Price—Lb., 20 cts. (postpaid, 30 cts.); 5 lbs., 65 cts.; 10 lbs., \$1.25.

**Red Wethersfield.**—Price—Lb., 20 cts. (postpaid, 30 cts.); 5 lbs., 70 cts.; 10 lbs., \$1.25.

**Extra-Early White Pearl.**—Recommended for fall planting. Price—Lb., 25 cts. (postpaid, 35 cts.); 5 lbs., 85 cts.; 10 lbs., \$1.50. Larger quantities quoted on request.



Onion Sets



Double Curled Parsley

**Parsley**

**Culture.**—Sow in February, March or early in April, half an inch deep, in rows a foot apart, pressing the soil after sowing. Slow to germinate, sometimes two or three weeks in coming up. Germination may be hastened by soaking 24 to 36 hours before sowing, or by covering the rows with boards to retain the moisture. A few radish seeds should be sown in the row with parsley to mark the row and allow early cultivation. The radishes can be pulled early and will not interfere with the parsley.

**Double Curled.**—The best and most improved strain. It is beautifully curled and crimped, and is best for garnishing and flavoring. If cut when about 3 inches high, it starts a new growth that will be better curled and a brighter color. It makes an ornamental plant for edging walks. Price—Pkt., 5 cts.; oz., 10 cts.;  $\frac{1}{4}$  lb., 25 cts.; lb., 85 cts.

**Parsnip**

**Culture.**—Plant as early in the spring as the weather will permit till the middle of June. Plant  $\frac{1}{2}$  inch deep in a rich, deeply worked, sandy loam, in rows 18 inches apart, cover lightly, and when 2 inches high, thin out to 4 to 5 inches apart. Parsnips germinate slowly, especially in dry weather; plant a few radish seeds with them to mark the row for early cultivation. Parsnips are improved by frost, so they can be dug as wanted, or stored for winter use. One ounce sows 200 feet of drill; 5 lbs., sows an acre.

**Sugar or Hollow Crown.**—A standard variety, making long, smooth, white roots, uniform in shape, tender and well flavored. Fine for both table and stock. Price—Pkt., 5 cts.; oz., 10 cts.;  $\frac{1}{4}$  lb., 30 cts.; lb., 90 cts.



Sugar or Hollow Crown Parsnips

## Garden or English Peas




Extra Early Alaska Peas

**Culture.**—The Extra-Early, or Smooth, varieties are very hardy, and can be planted as early in the spring as the ground can be cultivated, while the Wrinkled varieties should not be planted until later. Peas thrive best when planted in light, rich, loamy soil. Plant in rows about 3 feet apart, and cover 3 to 4 inches. Keep well cultivated until 6 inches high, then stake the tall-growing varieties with brush. Peas should be planted at intervals of 2 weeks to give a continuous crop. Two pounds will sow about 100 feet of row; about 100 pounds to the acre.

**Extra Early Alaska.**—Deservedly popular with growers for early market because of its earliness, uniform maturity and abundance of pods, which retain their rich green color long after picking. For canning it ranks among the best. Price—Postpaid: Pkt., 10 cts.; lb., 35 cts.; 10 lbs., \$2.25. Express, lb., 25 cts.; 10 lbs., \$1.90; 100 lbs., \$13.50.

**Ameer.**—Resembles Alaska in general habit. Has little longer vine (about 3 feet), and not quite so early, but with larger handsomely shaped pods. Ripens uniformly quality excellent. Price—Postpaid: Pkt., 10 cts.; lb., 35 cts.; 10 lbs., \$2.25. Express: lb., 25 cts.; 10 lbs., \$1.90; 100 lbs., \$16.00.

**Gradus, or Prosperity.**—The largest early Wrinkled Pea; vine has heavy stems and grows about 3 feet high; peas of excellent flavor and remain tender and sweet for



Thomas Laxton Peas

sometime after they are large enough for use. Best second early variety for family use. Price—Postpaid: Pkt., 10 cts.; lb., 40 cts.; 10 lbs., \$2.85. Express, lb., 35 cts.; 10 lbs., \$2.50; 100 lbs., \$18.00.

**McLean's Little Gem.**—A favorite early wrinkled, combining Champion of England flavor with Tom Thumb habit. Dwarf habit, bears abundantly and of excellent quality, being sweet and tender. Height, 18 inches. Price—Postpaid: Pkt., 10 cts.; lb., 35 cts.; 10 lbs., \$2.75. Express, lb., 30 cts.; 10 lbs., \$2.50; 100 lbs., \$22.00.

**Laxtonian.**—This handsome wrinkled pea is the largest podded of the dwarf varieties. The dark green pods are similar to Gradus in shape and splendid quality, are nearly as large in size and often mature a little earlier. Vines vigorous and productive, averaging fifteen to eighteen inches high; foliage dark green; pods about four inches in length. Seed light green, large, wrinkled, flattened, irregular in shape. Price—Postpaid: Pkt., 10 cts.; lb., 40 cts.; 10 lbs., \$2.90. Express: lb., 35 cts.; 10 lbs., \$2.60; 100 lbs., \$19.00.

**Thomas Laxton.**—This is a very early wrinkled variety of great merit. The vines are vigorous, of medium height, about three feet, similar to those of Gradus, but darker in color, hardier and more productive. The pods are large, often four inches long, with square ends, similar to, but larger, and darker than those of Champion of England and as uniformly well filled. The green peas are very large, of fine deep color and unsurpassed in quality. One of the very best sorts for the market and home garden. Price—Postpaid: Pkt., 10 cts.; lb., 40 cts.; 10 lbs., \$2.85. Express; lb., 35 cts.; 10 lbs., \$2.50; 100 lbs., \$18.00.



McLean's Little Gem Peas

**Champion of England.**—Universally admitted to be one of the best late peas grown. Highly prized by those who are fond of a large, tender and luscious pea. Hardy and vigorous in growth; pods 3 inches long, broad, nearly straight; medium dark green color. Of delicious flavor; a very profuse bearer. Especially recommended for the home garden. Height, 4 to 5 feet. Price—Postpaid: Pkt., 10 cts.; lb., 40 cts.; 10 lbs., \$3.10. Express: lb., 35 cts.; 10 lbs., \$2.75; 100 lbs., \$24.00.

### PEAS BY WEIGHT

Garden Peas, Beans and Corn are now sold by weight instead of by measure, as heretofore. This will not be confusing if you will note the following:

- 1 pound equals about a pint.
- 2 pounds equal about a quart.
- 15 pounds equal about a peck.
- 60 pounds equal about a bushel.

Do not allow peas to get too old before gathering. Make frequent plantings.

## Pepper

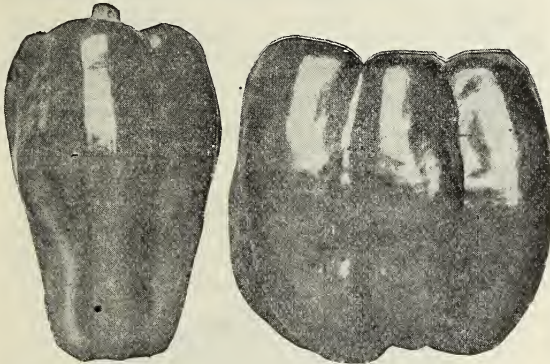
**Culture.**—Sow in hotbed in February or March, cover  $\frac{1}{4}$  inch deep, and transplant outside in May, 18 inches apart, in 2 or 3 foot rows. When the ground becomes warm, sow outside and transplant as above. Cultivate well and keep free of weeds. Hen manure, liquid manure, or a good garden fertilizer, if worked into the soil when the plants are 6 inches high, will materially increase the yield. One ounce will produce about 1,200 plants.

**Large Bell or Bull Nose.**—A large pepper that ripens early and uniformly; large fruits with thick mild flesh, of excellent quality for use in salads or for stuffing and mangoes; a good bearer. Price—Pkt., 10 cts.; oz., 35 cts.;  $\frac{1}{4}$  lb., \$1.25; lb., \$4.60.

**Ruby King.**—One of the most popular of the large varieties, 4 to 6 inches long by 3 to 4 inches across; flesh very thick, sweet and so mild that it may be served with vinegar, or they may be stuffed. The green fruits make excellent pickles. Price—Pkt. 10 cts.; oz., 40 cts.;  $\frac{1}{4}$  lb., \$1.30; lb., \$4.85.

**Long Red Cayenne.**—Very hot; used for pickling and drying for winter use; 3 to 4 inches long; a profuse yielder. Price—Pkt., 10 cts.; oz., 35 cts.;  $\frac{1}{4}$  lb., \$1.10; lb., \$3.85.

**Pimento.**—Can be eaten raw like an apple, stuffed with meats, rice, etc., and baked; can be served as a salad, made into Spanish omelettes, and for canning is especially fine; smooth and uniform in shape and size; an abundant bearer and continues in bearing until frost. Price—Pkt., 10 cts.; oz., 30 cts.;  $\frac{1}{4}$  lb., \$1.00; lb., \$3.60.



Ruby King Pepper

Bull Nose Pepper

## Pumpkin

**Culture.**—Pumpkins do not require as rich soil as squashes, cucumbers and melons, but on good land the pumpkins will be much larger. Plant in May or June in hills 8 to 10 feet apart, mixing well-rotted manure in each hill. Put 8 to 10 seeds in each hill, 1 inch deep, and cultivate till the vines get strong, when they should be thinned out, leaving two or three of the strongest in each hill. When planted in corn plant at the same time as the corn, in every fourth row, 10 to 12 feet apart in the rows, letting the hill of pumpkins take the place of a hill of corn. Do not grow near squashes or melons. Keep off bugs by dusting with Bug Death, Paris Green, or land plaster. One ounce will plant 20 hills; three pounds, one acre.

**Large Cheese Pumpkin.**—This is one of the best late varieties. The skin is of a bright orange, and the flesh yellow and sweet. It is also a good keeper, and very fine for wintering stock. Price—Pkt., 5 cts.; oz., 10 cts.;  $\frac{1}{4}$  lb., 25 cts.; lb., 80 cts.

**Kentucky Field.**—A very popular Southern sort; large and flattened. A wonderful keeper; a good stock variety; also a valuable eating and pie sort. Price—Pkt., 5 cts.; oz., 10 cts.;  $\frac{1}{4}$  lb., 25 cts.; lb., 80 cts.

## Radish

**Culture.**—To be tender and crisp, radishes must be grown quickly, and this requires rich soil, and plenty of moisture. Commencing with the first mild spell in the spring, sow at intervals of ten days, in a light, rich, deeply-worked soil. May also be sown as a catch-crop between



Large Cheese Pumpkin

rows of beets, lettuce, onions, etc., or sown in the same drill with slow-growing vegetables like carrots and parsnips. When forced in hotbeds, they must have plenty of ventilation and moisture. For fall and winter use, sow the winter varieties in August or September. One ounce will sow 50 feet; 15 to 20 pounds one acre.

**Early Red, or Scarlet Turnip.**—No radish is more popular for the home garden. A quick-growing, round red radish, with small tops; rich red color; crisp and tender. Fine for early out-door planting. Price—Pkt., 5 cts.; oz., 10 cts.;  $\frac{1}{4}$  lb., 30 cts.; lb., 90 cts.

**Early White-Tipped Scarlet Turnip (Rosy Gem).** A fine forcing radish. Very early; makes beautiful, deep scarlet roots with white tip; crisp, tender and mild. Price—Pkt., 5 cts.; oz., 10 cts.;  $\frac{1}{4}$  lb., 30 cts.; lb., 90 cts.


**French Breakfast.**—A white-tipped, olive-shaped sort, and one of the earliest forcing varieties, but should be used while young. Price—Pkt., 5 cts.; oz., 10 cts.;  $\frac{1}{4}$  lb., 30 cts.; lb., 90 cts.

**Early Long Scarlet Short Top.**—The standard long variety. Early and of excellent quality. Price—Pkt., 5 cts.; oz., 10 cts.;  $\frac{1}{4}$  lb., 30 cts.; lb., 90 cts.

**Long White Icicle.**—A beautiful, long white radish; crisp, clean and tender. A good variety for family use. Price—Pkt., 5 cts.; oz., 10 cts.;  $\frac{1}{4}$  lb., 35 cts.; lb., \$1.00.

**Rose China Winter.**—Roots cylindrical; color bright rose; flesh white and of superior quality. One of the best. Price—Pkt., 5 cts.; oz., 10 cts.;  $\frac{1}{4}$  lb., 35 cts.; lb., \$1.00.

**Long Black Spanish Winter.**—One of the hardiest of radishes; oblong in shape; of large size. Price—Pkt., 5 cts.; oz., 10 cts.;  $\frac{1}{4}$  lb., 35 cts.; lb., \$1.00.



Early Red, or Scarlet Turnip Radish

The sowing of cheap and spurious seeds is an unprofitable investment.

## Selected Seed Potatoes

**NORTHERN GROWN STOCK, SELECTED AND GROWN ESPECIALLY FOR SEED PURPOSES.**

Prices of Potatoes are subject to change without notice, and are invariably cash, "F. O. B. Elizabeth City."

We assume no risk on Potatoes, and ship strictly on purchaser's responsibility.



**Irish Cobbler Potatoes**

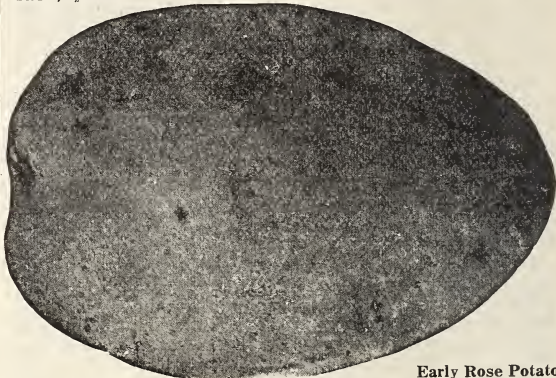
**Culture.**—Good, well-drained, fibrous loam will produce potatoes under right climatic conditions. For early potatoes, which mature 8 to 10 weeks from planting, the soil must be rich. Potatoes are planted at various times—both early and late. Cut the tubers so there will be 2 to 3 eyes to each piece. Plant in hills or rows about 3 feet apart and from 15 to 18 inches apart in the row. Spray the leaves of the young plants with a Bordeaux-Arsenate-of-Lead mixture as a protection against blight and attacks of beetles. One peck will plant about 100 feet of row, or 100 hills; 10 bushels are required to plant an acre.

**Maine Grown Irish Cobbler** (Selected and grown specially for seed purposes, superior both in quality and productivity).—The Irish Cobbler still maintains its popularity everywhere as one of the best, earliest and largest-yielding varieties, and we recommend it strongly as a most desirable and productive extra-early variety of excellent table qualities. It produces smooth, round, plump and handsome tubers, ready for market 10 to 12 days earlier than Early Rose. The tubers are a beautiful creamy white, eyes strong, well developed and slightly indented. Fresh white, skin even and slightly netted, which in potatoes, always proves a distinctive mark of fine quality. Our stock of these potatoes, both of the Maine and second-crop seed, are specially grown and selected for seed pur-



**Red Bliss, or Bliss Triumph**

poses, and the excellent reports we have received from our customers, testify very strongly to their superiority over ordinary stocks. Price—Pk., 90 cts.; bu., \$3.00; 11 pk. sack, \$6.50.



**Early Rose Potato**

**Red Bliss, or Triumph.**—To those who prefer a potato with a pink skin and white flesh or those who grow for markets where this color is in demand, we recommend Red Bliss. It is one of the very earliest, nearly round, peels without waste, a fine yielder and makes a very handsome potato. Many of the potatoes sold as new Bermuda potatoes, are second crop Red Bliss. Price—Pk., 90 cts.; bu., \$3.00; 11 pk. sack, \$6.50.

**Early Rose.**—After more than a generation of unparalleled popularity, Early Rose is still in demand. Not as early as Irish Cobbler and Red Bliss, but a good yielder, and a good general purpose early potato. It supplies the demand for a longer potato than Cobbler and Bliss, and still holds all the good qualities that for many years made it the leading variety. Price on application.



**Improved Peach Blow Potatoes**

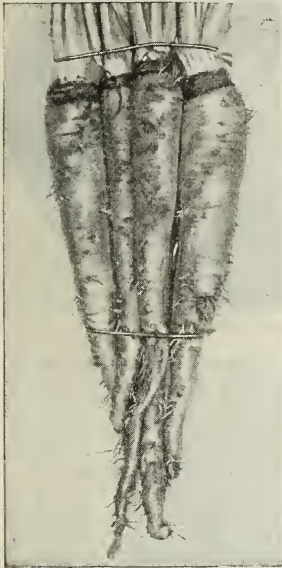
**Improved Peach Blow.**—An old favorite for late planting; color of skin slightly tinged with pink; of attractive appearance, and one of the best keepers. Our stock of these potatoes is superior to the old Peach Blow, being rounder in shape and of better quality. The Peach Blow Potato is one of the most dependable late-cropping varieties in our list, standing adverse conditions of drought and heat better than other kinds. Very popular throughout the South. Price on application.

**All prices subject to change.**

Write for prices on Seed Sweet Potatoes.

## Salsify or Oyster Plant

**Culture.**—Sow in March or April in rich, light, deeply-worked soil, in rows 18 inches apart, and thin out to 4 to 6 inches. Do not use coarse or fresh manure, it will make the roots ill-shaped and uneven. Cultivate often to keep down weeds. Perfectly hardy and may remain out all winter. Can also be sown in May and June, provided we get seasonable weather or boards be used to get the seeds up and shade the young sprouts until they get well established. One ounce will sow 50 feet of drill; eight pounds one acre.



Mammoth Sandwich Island Salsify

both by market and private growers. Price—Pkt., 10 cts.; oz., 15 cts.; ¼ lb., 50 cts.; lb., \$1.85.

**Mammoth Sandwich Island.**—The most popular salsify in cultivation, and far superior to the old varieties in size, weight and productiveness. A strong grower, with large, long, white tapering roots, without a tendency to branch. We have taken great care in the selection of our seed stock so as to produce not only good size, but the smoothest roots possible, qualities that will be appreciated

## Spinach

**Culture.**—For early summer use, sow early in spring in a good, well-fertilized soil, in drills 1 inch deep, 1½ to 2 feet between the rows. For winter and spring use, sow from September to December 15th. Requires but little cultivation. Two ounces will sow 100 feet of drill, 12 to 15 pounds one acre. The above applies to all varieties except New Zealand, which should be planted after frost is over.

**New Zealand.**—Thrives during the hottest summer weather and in any soil, rich or poor, a single plant cov-



New Zealand Spinach



Norfolk Savoy, or Bloomsdale Spinach

ering a space about 4 feet square. The tender tips may be cut every few days; after cutting the plant puts out new growth and continues till frost. Soak for 24 hours and plant 4 seeds in hills 2 feet apart each way. Price—Pkt., 5 cts.; oz., 10 cts.; ¼ lb., 30 cts.; lb., 90 cts.

**Norfolk Savoy, or Bloomsdale.**—This is decidedly the most popular variety for both spring and fall sowing. Very early hardy curled leaves. Price—Pkt., 5 cts.; oz., 10 cts.; ¼ lb., 20 cts.; lb., 50 cts.

**Long Standing.**—A thick-leaved sort that remains in condition longer than any other sort. Rarely runs to seed. Leaves smooth, dark green. A good sort for spring planting. Price—Pkt., 5 cts.; oz., 10 cts.; ¼ lb., 20 cts.; lb., 60 cts.

## Squash or Cymbling

**Culture.**—After danger of frost is past, plant in a warm well-pulverized, rich soil, mixing well-rotted manure in each hill. Plant about 1 inch deep, 8 or 10 seeds to the hill, the summer varieties 3 to 4 feet apart, the winter sorts 8 to 10 feet. When well grown, thin out, leaving 3 of the strongest plants in each hill. Do not bruise or break the stems of the winter squashes when gathering. Apply Bug Death, land plaster, air-slaked lime or Paris Green to keep off bugs; for the large squash bug, use kerosene emulsion. Plant summer sorts, 1 ounce to 25 hills, 3 or 4 pounds to an acre; winter sorts, 1 ounce to 10 hills, 3 or 4 pounds to the acre.



Hubbard Squash

**Early White Bush, or Patty-Pan Cymbling.**—For many years the most popular squash for shipping, for nearby markets and home use. It is early, very prolific, an excellent shipper; light cream color. In every way a good yielding and satisfactory squash. Price—Pkt., 5 cts.; oz., 15 cts.; ¼ lb., 40 cts.; lb., \$1.35.


**Giant Summer Crookneck.**—The largest and earliest of the crookneck squashes, often 1½ to 2 feet long. Of dwarf, bushy habit; very productive; bears early and continues through the summer; of rich golden yellow color, thickly warted and of excellent quality. Price—Pkt., 5 cts.; oz., 15 cts.; ¼ lb., 45 cts.; lb., \$1.45.

**Hubbard.**—One of the most widely grown winter squashes. Large and heavy, with bright orange flesh; fine grained, very dry, sweet and richly flavored; fine keeper; none better for squash pies. Price—Pkt., 5 cts.; oz., 15 cts.; ¼ lb. 50 cts.; lb., \$1.65.

# Tomatoes

**Culture.**—Six or 8 weeks before frost is over sow in hot-beds, in pots or shallow boxes in the house, and when they have made 4 leaves transplant in the beds to promote root growth. Expose as much as possible to harden them, so that when set out on the open ground they will be strong and stocky, but do not allow the growth to be checked. Transplant 3 to 4 feet apart in a light, warm soil, and cultivate as long as possible. When transplanted, puddle the plants and shade them a few days until they are well rooted. The earliest fruits may be had by growing in pots, shifting to larger pots as they become filled with roots. Earliness may also be promoted by pinching off all the branches except the one most thrifty and tying this and the main stem to stakes. If all useless growth is removed by pinching out the side branches, the plants may be set closer and will produce more perfect fruits and a more abundant crop. One ounce makes about 1,500 plants; 4 ounces will make plants enough for an acre.

**Spark's Earliana.**—Extremely early and of the very best quality. The vines are hardy and productive, although they are of only medium size. The fruit is of medium size, smooth, nearly round and of a deep scarlet color. Price—Pkt., 5 cts.; oz., 25 cts.; ¼ lb., 85 cts.; lb., \$3.10.



June Pink Tomato

**June Pink.**—Extra early; good shipper. An extra early, purplish-pink tomato, similar to the popular scarlet fruited Earliana in growth of vine, shape and size of fruit and time of maturing. This is a variety of exceptional value to market gardeners. Price—Pkt., 5 cts.; oz., 25 cts.; ¼ lb., 85 cts.; lb., \$3.10.

**Acme.**—Ripens early, of medium size, glossy red with purplish tinge; round, smooth, free from cracks. An excellent tomato for market gardeners' use. Price—Pkt., 5 cts.; oz., 25 cts.; ¼ lb., 85 cts.; lb., \$3.00.

**Stone.**—One of the most valuable, all-round sorts on our entire list. The fruit is large, of dark brick red color, fleshy and is not subject to rot like some varieties; nor does it ever have a green core. We can especially recommend it for a late crop, and very desirable for canning. Price—Pkt., 5 cts.; oz., 20 cts.; ¼ lb., 80 cts.; lb., \$2.75.

**Matchless.**—Bright red; skin is so tough that it is a splendid keeper and shipper; is less liable to crack in wet weather than any other large tomato. Fruit is free from core; seed spaces are small; leaves are of a rich dark green, very luxuriant, indicating great vigor, giving the plant ability to produce fruit of the largest size throughout the entire season. We can highly recommend it to all our friends, especially to those who are running market gardens. Price—Pkt., 10 cts.; oz., 25 cts.; ¼ lb., 85 cts.; lb., \$3.10.



Brimmer Tomato

**The Brimmer.**—This Tomato is similar to the well-known Ponderosa, but is even larger than that variety. It has strong healthy vines and is very productive. It is not an early variety, but its flesh is solid and meaty, and has very few seed. A splendid Tomato for family use, but most to large for a profitable market sort. Price—Pkt., 15 cts.; oz., 60 cts.; ¼ lb., \$2.00; lb., \$7.00.

**Ponderosa.**—Unquestionably one of the largest tomatoes grown. The vines are vigorous, producing a very large stalk and an unusually thick stem, which is accounted for in the great size and weight of the fruit. It is one of the best flavored sorts grown, almost solid, and contains scarcely any seed. The fruit, when ripe, is cardinal red, and on account of its compact structure will keep longer than any other sort. Price—Pkt., 10 cts.; oz., 40 cts.; ¼ lb., \$1.25; lb., \$4.60.



Ponderosa Tomato

### PLANTS IN SEASON

Asparagus Roots, \$1.50 per 100.

Rhubarb Roots, 20 cts. each.

Tomato Plants                      Cabbage Plants

Collard Plants                      Celery Plants

Eggplants                              Pepper Plants

Varieties and Prices on Application.

Strawberry Plants, \$1.50 per 100.

All Varieties.

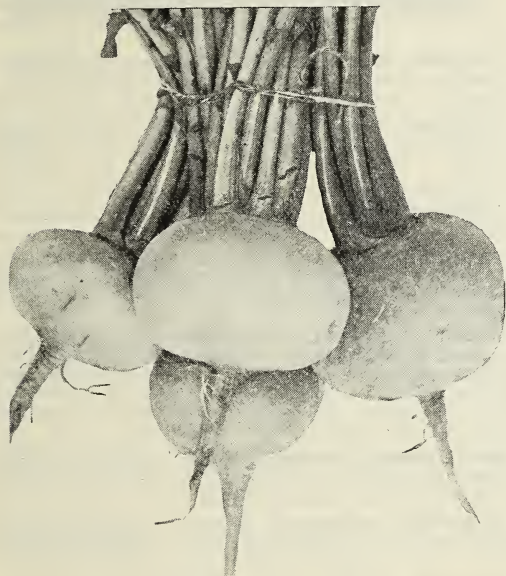
Shipment During Entire Season.

Try Brimmer for largest size and best quality.

## Turnips

**Culture.**—One ounce is sufficient for 100 feet of drill;  $1\frac{1}{2}$  to 2 pounds to an acre. The successful cultivation of turnips requires land which has been thoroughly enriched and put in the best condition. For spring use, sow the earlier varieties about the last of February, three-quarters of an inch deep in drills 18 inches apart, and thin the plants to 6 inches apart. For fall and winter supply, sow from the middle of July to first of November, the strap-leaf varieties will usually make turnips if sown as late as the middle of October. For the rutabagas and large turnips the drills ought to be 2 feet apart, and the plants thinned to 10 inches. If desired, they may also be sowed broadcast.

**Extra Early White Milan.**—The Milans leave nothing to be desired in the way of an extra early garden turnip. They are the earliest varieties grown, at least a week earlier than any other; have small tops, so that the rows can be planted close together. The flesh is clear ivory white; the skin is perfectly smooth. They are without an equal for the table. Price—Pkt., 5 cts.; oz., 15 cts.;  $\frac{1}{4}$  lb., 40 cts.; lb., \$1.35.



Extra Early White Milan Turnips

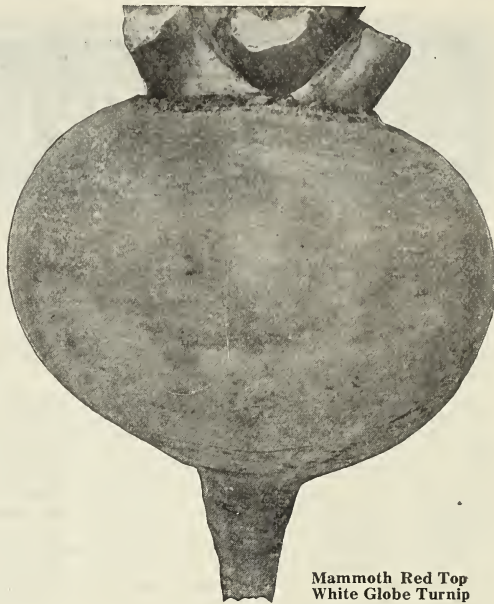
**Early Red, or Purple Top Flat Strap-Leaf.**—This is one of the best table turnips on the market, being fine grained and of mild flavor. It is white below, with a bright purple top; flesh white, leaves short, narrow and erect. Will mature in 8 or 9 weeks. A good cropper and an excellent keeper. Price—Pkt., 5 cts.; oz., 10 cts.;  $\frac{1}{4}$  lb., 20 cts.; lb., 60 cts.

**Mammoth Red Top White Globe.**—Makes large globe-shaped roots, white with purple tops. A big yielder; fine for the table, market and stock feeding. Price—Pkt., 5 cts.; oz., 10 cts.;  $\frac{1}{4}$  lb., 20 cts.; lb., 60 cts.

**Large White Norfolk Globe.**—Like the Mammoth Red Top Globe, this variety is an enormous yielder. The roots are large, globe-shape, comparatively smooth; tops green, bottoms white. The flesh is of good quality and suitable for table use. This variety makes the best for putting up for winter, since it keeps much better than other sorts. Price—Pkt., 5 cts.; oz., 10 cts.;  $\frac{1}{4}$  lb., 20 cts.; lb., 60 cts.

**Long White Cowhorn.**—A very productive quick-growing turnip of excellent quality, fine-grained and very sweet. Often used as a soil improver. Price—Pkt., 5 cts.; oz., 10 cts.;  $\frac{1}{4}$  lb., 20 cts.; lb., 60 cts.

**Purple Top Yellow Aberdeen.**—A splendid keeper. Flesh is yellow, very solid, tender and sweet. Hardy and a good yielder; fine stock turnip. Price—Pkt., 5 cts.; oz., 10 cts.;  $\frac{1}{4}$  lb., 20 cts.; lb., 60 cts.




Mammoth Red Top White Globe Turnip

**Golden Ball, or Orange Jelly.**—One of the sweetest and best yellow turnips; hardy; flesh is firm and of most excellent flavor. Price—Pkt., 5 cts.; oz., 10 cts.;  $\frac{1}{4}$  lb., 20 cts.; lb., 60 cts.

**Seven Top.**—This variety is grown altogether for its tops. It does not make a root of sufficient size to eat. It is the best salad turnip grown, and the tops will continue to come after being cut. Price—Pkt., 5 cts.; oz., 10 cts.;  $\frac{1}{4}$  lb., 20 cts.; lb., 60 cts.


**Southern Prize.**—Makes an abundant growth of tops, and at the same time produces a medium-size root, which is white and of good quality. Price—Pkt., 5 cts.; oz., 10 cts.;  $\frac{1}{4}$  lb., 20 cts.; lb., 60 cts.

**Improved Purple Top Yellow Rutabaga.**—A strain of Purple Top Yellow rutabaga of American origin, selected to a smaller top and much shorter neck than is usually found, while the roots are a little globular, grow to a large size and are of the finest quality. Excellent for table use and stock feeding. We consider this the most desirable sort. Price—Pkt., 5 cts.; oz., 10 cts.;  $\frac{1}{4}$  lb., 20 cts.; lb., 60 cts.



Improved Purple Top Yellow Rutabaga

Our Strawberry Plants are true to name and especially selected for increased yield.



Below we give a list of the more popular varieties of Flower Seeds. You may not find the kind of flower you want listed, but if it is a variety that does well in this section, ask for it, and if we don't carry it we will be glad to order it for you.

Our flower seeds are of the best that can be obtained and that money can buy. All flower seed are delivered free to any postoffice in the United States or Canada.

**General Cultural Directions for Flower Seeds.**—Most flower seeds germinate well in a rather light sandy loam, exposed to the sun, while a few are benefitted by partial shade, and some do best with an element of clay finely mixed with the soil. Nearly all hardy seeds vegetate better when planted in early spring as soon as the soil can be worked fairly and easily and has become warm.

A general rule for the seed-bed is to have the soil rich, level and worked finely. Sow the seed evenly in the rows, cover with the finest of soil, about three times the diameter of the seed, and press the soil firmly over the seed. The soil should never become dry after the seeds have swelled, for if it does, they will be pretty sure to fail.

After the seeds are up, care must be taken to give them plenty of air and moisture, and yet not too much water, or they will "damp-off" (rot at the top of the ground). As soon as the second leaves are well out, the seedlings should be put into pots or new boxes. When finally transplanted to the bed or border, water frequently until established.

**AGERATUM.**—An annual plant, growing about a foot high and covered all summer with close fluffy heads of bloom of a pretty shade of blue. Used largely for edgings and borders of taller growing plants. Hardy annual. Price—Pkt., 5 cts.;  $\frac{1}{4}$  oz., 20 cts.

**ALYSSUM.**—One of our finest hardy plants for beds, borders, baskets, pots and for cutting. Sow early for a continuous bloom through the summer; cut away the faded blooms and others will come. Price—Pkt., 5 cts.; oz., 40 cts.

**ANTIRRHINUM (Snapdragon).**—This is a well-known and valuable plant, bearing long spikes of many-colored flowers throughout the season. Fine for cutting as well as garden display. A hardy annual, but sometimes lives over to the second year. Seed rather slow to sprout. Better sow in boxes in the house or in hotbed.

**Giant Mixed.**—Price—Pkt., 10 cts.;  $\frac{1}{4}$  oz., 25 cts.

**ASTERS (Superb Mixed).**—Few flowers can compare with the aster for bedding, borders, cutting and pot culture. We recommend our Superb Mixed, which contains all colors of the very best sorts. Early in spring sow in boxes and pots, and transplant to rich soil, or sow in open ground when ground gets warm, covering  $\frac{1}{4}$  inch with fine earth. Pkt., 10 cts.;  $\frac{1}{4}$  oz., 40 cts.

**BALSAM (Touch-Me-Not, or Lady Slipper).**—An old-fashioned variety, but improved so lately that you would hardly know it. Forms large elegant flowers of various colors. Can be grown with very little trouble in any good garden soil. Sow in open ground after all danger of frost is over. Price—Pkt., 5 cts.;  $\frac{1}{4}$  oz., 25 cts.

**CANDYTUFT.**—Showy, branching plants, 6 to 18 inches high. Indispensable for cutting and very effective in beds or masses. If sown in Spring will bloom from July until September, or in the Fall will blossom from May to July. Hardy annual. Fine mixed. Price—Pkt., 5 cts.; oz., 25 cts.

**CARNATION.**—One of the most popular flowers grown for cutting. Has a very delicious fragrance and beautiful colors. Price—Pkt., 10 cts.;  $\frac{1}{4}$  oz., 40 cts.

**CENTAUREA (Corn Flower).**—There are two types of this plant, one the "Gymnocarpa," or "Dusty Miller," a plant with silvery-gray foliage and largely used for bor-

dering formal beds, and the other, our old-fashioned Bachelor Button, or Corn Flower, *Centaurea Cyanea*, which is a very hardy annual, flowering all summer and useful for cutting. Very easily grown.

**Gymnocarpa.**—Price—Pkt., 10 cts.

**Cyanea.**—Mixed colors. Price—Pkt., 10 cts.; oz., 30 cts.

**CHRYSANTHEMUM.**—Very showy and easily grown, producing single and double flowers of various colors in the late fall. Price—Pkt., 10 cts.

**COCKSCOMB (Mixed).**—Early growing annual. Fine for summer beds or pot plants. Price—Pkt., 5 cts.;  $\frac{1}{4}$  oz., 25 cts.

**COLEUS (Mixed Colors).**—The finest foliage plant grown for bedding or borders. Sow early in boxes and transplant 1 foot apart. All colors. Price—Pkt., 15 cts.

**COSMOS (Hybrid's Best Mixed).**—Hardy annual, producing abundance of blossoms in fall when most flowers are gone. Sandy soil preferred—not too rich. Price—Pkt. 10 cts.; oz., 40 cts.

**CYPRESS VINE.**—Height 15 feet; foliage dark green, very delicate. Price—Pkt., 5 cts., oz., 30 cts.

**ESCHSCHOLTZIA (California Poppy).**—A beautiful bedding plant when sown broadcast. Sown early, blossoms from spring till fall. Price—Pkt., 5 cts.; oz., 30 cts.

**FORGET-ME-NOT.**—(*Myosotis*). A favorite old-fashioned flower, bearing in profusion, especially in Fall and Spring, clusters of dainty blue, five-petaled blossoms. It thrives well in the shade or open border but flourishes best in a moist, shady, situation. Hardy perennial. About 8 inches high. Price—Pkt., 10 cts.

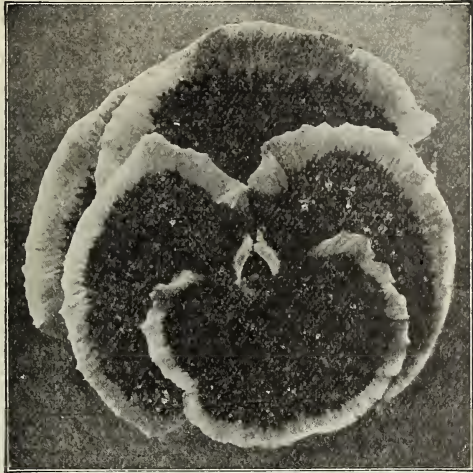
**HOLLYHOCK (Double Mixed).**—Make your ground rich and give plenty of moisture. Plant  $\frac{1}{2}$  to 2 feet apart. Price—Pkt., 10 cts.;  $\frac{1}{4}$  oz., 30 cts.

**JAPANESE MORNING GLORY.**—One of the finest vines grown. Very quick and heavy. Make ground rich. Price—Pkt., 10 cts.



Superb Mixed Asters





Giant Tr.mardeau Pansy

**KOCHIA (Summer Cypress, or Mexican Fire Bush).** An easily grown annual, which, sown thinly in Spring, soon forms a cypress-like hedge of the most lively green and of perfect symmetry; by mid-Summer it attains a height of about 3 feet, and on the approach of Autumn the whole plant becomes a deep red. Price—Pkt., 5 cts.;  $\frac{1}{4}$  oz., 25 cts.

**LARKSPUR (Delphinium).**—Annual and perennial flower of earliest culture, bearing quantities of flowers of many colors. Price—Pkt., 10 cts.


**LOBELIA.**—Charming plants, well adapted for bedding, pots or rockeries. It makes a neat edging for beds of white flowers and is very effective in masses, being completely covered with flowers for a long time. The flowers are usually blue with light center. Half hardy annual.

**Mixed.**—Price—Pkt., 10 cts.

**MARIGOLD.**—The African and French Marigolds are old favorite free-flowering annuals of easy culture; both are extremely effective. The former have uniformly large yellow or orange-colored flowers, and are well adapted for large beds or mixed borders, the latter are dwarfer in growth, with beautifully striped flowers, and better suited for bedding purposes, or for pot culture; they succeed best in a light soil, with full exposure to the sun.

**Large African.**—Double, orange and lemon, mixed; 2 to 3 feet. Price—Pkt. 5 cts.;  $\frac{1}{4}$  oz., 20 cts.

**Dwarf French.**—Fine. Colors mixed, very double; 1 foot. Price—Pkt. 5 cts.;  $\frac{1}{4}$  oz., 20 cts.



Petunia

**MOONFLOWER.**—Grows 30 to 40 feet high. Opens only in evenings and night. Cut the hard shell, soak 24 hours; plant 1 inch deep in box indoors; transplant in open later. Price—Pkt., 10 cts.;  $\frac{1}{4}$  oz., 30 cts.

**NASTURTIUMS.**—No other flower grown will furnish the same quantity of blooms or last longer than the Nasturtiums. Do best in thin, light, well-drained soil; too rich makes them go to foliage. Dwarf varieties make the border or bedding plants, while the Tall varieties are used for boxes or covering bare places.

**Dwarf Mixed.**—Price—Pkt., 5 cts.; oz., 15 cts.;  $\frac{1}{4}$  lb., 50 cts.

**Tall Mixed.**—Price—Pkt., 5 cts.; oz., 15 cts.;  $\frac{1}{4}$  lb., 40 cts.

**PANSIES.**—Grow in a shady location in rich, moist soil. Fall sowing produces earlier, larger and more brilliant blooms than spring planting.

**Fine Mixture.**—Price—Pkt., 5 cts.;  $\frac{1}{4}$  oz., 50 cts.

**Giant Trimardeau.**—A distinct strain with remarkably large blooms, generally marked with large blotches; colors rich and varied. Price—Pkt., 10 cts.

**PETUNIA.**—One of our finest bedding plants, blooming constantly from June until frost. Hardy annual.

**Mixed Colors.**—The regular type of Petunias in assorted colors. Price—Pkt., 10 cts.;  $\frac{1}{4}$  oz., 30 cts.

**PHLOX DRUMMONDI.**—A hardy annual, with a greater range of colors than almost any other flower, and no other surpasses it in freedom of bloom. Transplants readily, and as the seed is rather slow in starting, it pays to start it in a hotbed or box in the house.

**Large Flowering Mixed.**—Price—Pkt., 10 cts.;  $\frac{1}{4}$  oz., 30 cts.



Phlox Drummondii

**PINKS (Dianthus).** There are few annual flowers that will produce such a brilliant display of color for so long a time as the various varieties of Dianthus. Seed sown in the Spring produce a beautiful display in flowers from July to November. If the plants are given some light protection they will live over Winter and flower very early the following Spring.

**Single Dianthus.**—The single-flowering Dianthus makes a most brilliant show of color in the garden. Price—Pkt., 5 cts.;  $\frac{1}{4}$  oz., 25 cts.

**POPPY (Superb Mixed).**—A mixture of all best varieties, double and single, producing a beautiful display of brilliant coloring. Price—Pkt., 5 cts.;  $\frac{1}{2}$  oz., 15 cts.

**PORTULACA.**—Select the hottest, sunniest place for this little plant. Sometimes called "Rose Moss." Forms masses of delicate green foliage covered with bright-colored flowers somewhat resembling small roses. Tender annual.

**Single Mixed.**—Price—Pkt., 5 cts.;  $\frac{1}{4}$  oz., 25 cts.

**Double Mixed.**—Fine. Price—Pkt., 10 cts.;  $\frac{1}{4}$  oz., 50 cts.

**SALVIA (Scarlet Sage).**—This plant ranks with the geraniums as a bedding plant and is easily raised from seed. Long sprays of brilliant scarlet flowers in late summer. Price—Pkt., 10 cts.;  $\frac{1}{4}$  oz., 60 cts.

**STOCKS (Gilliflower).** The Stocks represent all the desirable qualities of a flower. The plants have good habits, fine dull or glossy leaves. The flowers appear on long, stiff stalks like small rosettes, are exceedingly fragrant and range through a most complete scale of all the soft and distinct shades. Price—Pkt., 10 cts.,  $\frac{1}{8}$  oz., 50 cts.

#### SWEET PEAS

**Culture for Sweet Peas.**—October to April have been found the best months to plant Sweet Peas in this section. One ounce sows 25 feet of row; 1 pound will plant about 400 feet in drills. Would suggest that you have your rows or drills if possible running north and south. Plant in double rows 8 inches apart,  $2\frac{1}{2}$  feet between the double rows, poles then could be placed between the double rows and wires run or poultry netting placed; this would give support for two rows on trellis. If poultry netting is used, use 4 to 5 foot 2 inch mesh.

Dig rows 10 inches deep, put in 4 inches of well rotted manure or prepared pulverized sheep manure and top soil well mixed. Plant seed on this and cover with loose black loam 2 inches deep, leaving the rows open and fill in as the peap crack through until you get to the surface of the soil.

During dry weather they should be watered thoroughly and frequently, and given an application of liquid manure once a week. When in bloom flowers should be cut every day and put in water. This will prevent the plants from going to seed, which would stop them from continuing in bloom.

**GRANDIFLORA MIXED SWEET PEAS.**—Containing many of the standard varieties mixed. Price—Pkt., 5 cts.; oz., 15 cts.;  $\frac{1}{4}$  lb., 45 cts.; lb., \$1.25.

**SUPERB SPENCER SWEET PEAS.**—Called also the Orchid Flower Sweet Pea. Differing from the Grandiflora type, in flowers having waved or fluted standards and being larger. The flower stems are longer; also they usually bear four blossoms to a stem, are supplied by us in the following named varieties:

**Asta Ohn.**—Pinkish lavender. Large handsome flower. Price—Pkt., 10 cts.; oz., 30 cts.;  $\frac{1}{4}$  lb., 85 cts.

**Othello.**—Rich, velvety maroon. The best of the dark varieties, one of the largest Spencers. Price—Pkt., 10 cts.; oz., 35 cts.;  $\frac{1}{4}$  lb., \$1.00.

**Countess Spencer.**—Beautiful soft pink color, makes one of the most attractive and admired by all. Price—Pkt., 10 cts.; oz., 35 cts.;  $\frac{1}{4}$  lb., 85 cts.

**White Spencer.**—Very large, beautifully waved flowers, pure white. Price—Pkt., 10 cts.; oz., 40 cts.;  $\frac{1}{4}$  lb., \$1.25.

**Helen Lewis.**—A beautiful salmon pink, blending into orange. Price—Pkt., 10 cts.; oz., 35 cts.;  $\frac{1}{4}$  lb., \$1.00.



Superb Spencer Sweet Peas

**Superb Spencer Mixed Sweet Peas.**—Price—Pkt., 10 cts.; oz., 25 cts.;  $\frac{1}{4}$  lb., 70 cts.; lb., \$2.35.

**SUNFLOWER.**—Very hardy annual plants; grown everywhere.

**Double Chrysanthemum Flowered.**—The grandest of all double sunflowers. Price—Pkt., 10 cts.; oz., 35 cts.

**Mammoth Russian.**—The giant flowered sunflower, 5 to 8 feet high. Pkt., 5 cts.;  $\frac{1}{4}$  lb., 15 cts.



Sweet William

**SWEET WILLIAM.**—Old-time hardy perennials with dense heads of many-colored flowers. Very showy and satisfactory. Easily grown.

**Single and Double Mixed.**—Price—Pkt., 10 cts.;  $\frac{1}{4}$  oz., 25 cts.

**VERBENA (Hybrid's Best Mixed).**—Beautiful annual, of excellent value for bedding, window boxes, hanging baskets, etc. Brilliant colors, blossoming from early spring till late fall. Soak seed a few hours, sowing in boxes and transplanting later in open. Price—Pkt., 5 cts.;  $\frac{1}{4}$  oz., 30 cts.

**ZINNIA (Tall Double Mixed).**—Easily grown, resembling the dahlia. Covered with blooms until frost. Excellent for beds and borders. Price—Pkt., 10 cts.;  $\frac{1}{4}$  oz., 40 cts.

## STIM-U-PLANT

### PLANT STIMULANT TABLET

An All-the-Year Fertilizer for Garden and House Plants.

Growers of fine flowers, shrubs and vegetables for the best markets and for exhibition, fertilize and stimulate them frequently, a little at a time. An excellent fertilizer for this purpose is Stim-U-planT, an odorless, highly concentrated plant-food, in tablet form, with guaranteed chemical analysis of 11 per cent nitrogen, 12 per cent phosphoric acid, 15 per cent potash. The proportions are accurate, there is no unnecessary filler, and in this form you are able to apply plant-food exactly when and where and as needed.

#### Make Your Garden a Wonder Garden.

These tablets increase production, heighten color and improve quality. Many professional and amateur growers use them extensively all the year round—from early spring until late fall outdoors, during the winter for pot plants, hothouse benches, etc. They are equally good for evergreens and other trees as for a small fern, petunia, or other potted plant.

#### Stim-U-planT Tablets

can be used in tablet form, or dissolved in water at the rate of one tablet to the quart. Complete directions with every package.

Order Stim-U-planT tablets with your seed and plant order. Price—10 tablets for 15 cts., 30 for 25 cts., 100 for 75 cts., 1,000 for \$3.50.

The more you cut Sweet Peas the more they bloom.

## Bulbs for Spring Planting



Gladioli

There is nothing in floriculture which, to the amateur, will be attended with as great satisfaction or give as grand results, as the cultivation of this class of flowering plants. Set out in early spring, they bloom all summer. No matter if planted solely to beautify the home grounds or cultivated by the small boy as his first step to profitable floriculture, the returns will be equally gratifying. They are of easiest culture, inexpensive, and require scarcely any care. Most of these bulbs should be taken up before severe frost and stored away in a frost-proof cellar, if possible in dry sand, to preserve for replanting the following spring.

**CALADIUM, OR ELEPHANT EAR.**—A very effective plant for beds or groups, especially in lawns. To

have the best results they must have an abundance of water and plenty of rich manure. When full grown they stand 6 to 8 feet high and bear immense light green leaves 3 to 4 feet long by 2 to 2½ feet wide. Price—Each, 15, 25 and 35 cts.

**CANNAS.**—Gorgeous and effective bedding plants. They grow well in any soil, but respond quickly to liberal treatment. In groups or as backgrounds for smaller plants they present a brilliant and continuous display till frost. Price—Each, 25 cts.; dozen, \$2.50.

**DAHLIA.**—There are few flowers that compare with the dahlia in charming diversity of form and wide range of brilliant colors, and certainly no other surpasses it for autumn display in the garden as well as for cutting. Large clumps, 20 cts. each; dozen, \$1.60.

**GLADIOLI.**—Attractive and easily grown summer bloomers, giving gorgeous effects in mixed beds, massed in large clumps, and when planted in clusters among shrubs. For a succession plant at intervals from April till June. Plant 6 inches apart and 4 inches deep. Price—Dozen, 40 cts.

**PEARL TUBE ROSES.**—Delightfully fragrant; fine for bouquets. Plant when the ground gets warm or start in pots or in hotbeds and set outside in May. Give plenty of water. Price—Dozen, 60 cts.

TULIP, HYACINTH, NARCISSUS AND OTHER SPRING FLOWERING BULBS CAN BE HAD AFTER SEPTEMBER 1st.

## Evergreen Mixed Lawn Grass

In the South we often have trouble in getting good lawns because it has been found that no one grass will give satisfactory results at all seasons and on all soils. By careful experiments we have succeeded in getting a combination of grasses that will produce an evergreen lawn, giving permanency and beauty of sward. By the use of this **Evergreen Mixed Lawn Grass Seed**, a rich, velvety lawn can be made and maintained. One pound will sow a space 10 by 30 feet (or 300 square feet); 75 to 90 pounds to an acre.

**Price of Seed.**—Lb., 40 cts.; 10 lbs. and over, at 35 cts. per lb.; 25 to 50 lbs., at 33 cts. per lb. By mail, postpaid, lb., 40 cts.

### SUGGESTIONS FOR THE MAKING AND CARE OF LAWNS


It must not be supposed that by sowing grass seeds at any season of the year in soil of any character, and in any state of cultivation or neglect, a durable, attractive turf is to be formed. From the beginning the lawn is both troublesome and expensive, and even when obtained, it is, like liberty, preserved only by "eternal vigilance." The coarser natural grasses and weeds will take possession unless kept down, and wherever, from any cause, a bare spot is formed, it will rapidly enlarge unless repaired.

As in house-building, so in the making of a lawn—a good foundation must be secured, or the rest of the work will be entirely wasted, and too great care cannot be exercised, since the roots must be able to penetrate quite eighteen inches in order to keep the grasses growing through the scorching days of July, August and September. If the ground is not already very rich, give a liberal application of fertilizer, avoiding the use of stable manure, as it invariably contains seeds of weeds and noxious grasses. Harrow or rake the surface to the finest possible condition and roll until all elevations and depressions have been removed.

Rake the seeds in lightly, following with a roller of medium weight, a firmly rolled surface being absolutely necessary if the ground be dry; small areas may readily be packed firm by the back of a spade. Sowings made in the fall, from the first of September to the middle of November, are most successful, but if deferred until spring, sowings may be made in February, March, April and May.

When the grass is well set, about 4 inches high, it should be cut with a sickle or mown with the machine set to avoid cutting too closely, 2 inches at least being left above the root. After that a cutting every 10 days and an occasional

rolling will make the grass finer, strengthen the turf and keep all rank-growing weeds in check. In the heat of summer the mower should be arranged so as to leave ample protection to the roots. Watering must be done with discretion. Unless the drainage is perfect, it is much more injurious to give too much water than to neglect watering altogether, and an occasional saturation is much better than the daily sprinkling commonly thought beneficial. If bare spots appear, they may be patched by breaking the ground about 10 inches deep, smoothing the surface and raking in double the usual allowance of seed. To maintain the vigor and color of the grass a light top dressing of sheep manure or bone meal 2 or 3 times a year is advisable.




Sown with Our Evergreen Lawn Grass.

Pulverized Sheep Manure makes the best lawn fertilizer.

## Tested Clover Seed

Our Clovers can be depended upon as they are of the highest grade and re-cleaned. Our seeds are not only of a high-germinating test, but they are also of a high purity test, giving assurance to the planter that he will receive the best seeds obtainable. This means the **Highest Quality**, the cheapest and most profitable for the planter.

Prices named are subject to change. Write for our clover prices. Mention quantity required, or we will fill orders sent us at the lowest prevailing price day order is received.



Red Clover

**Red Clover.**—This valuable crop is not only one of the most excellent hay and forage crops, but it is a great soil improver. Red Clover can be cut for two or three years from one seeding, and on good land will yield two cuttings per year. Red Clover has been found particularly adapted to the northern part of the Cotton Belt; when sown alone in this section, 10 to 12 pounds to the acre. Excellent results are received by sowing for hay, a mixture of one bushel of Orchard Grass, one bushel Tall Meadow Oat Grass with eight pounds of Red Clover to the acre. It to be used also for pasture, an addition of six pounds Red Top or Herds Grass to the above mixture will increase the pasturage. Price (purity 99½ per cent).—Postpaid: lb., 50 cts.; 10 lbs., \$3.25; 1 bu. (60 lbs.), about \$16.00. Prices fluctuate. Will quote prices upon request or fill orders at market prices day order is received.

**Alsike Clover.**—Alsike clover grows thicker, is finer stemmed than Red Clover, has plenty of leaf and makes better hay and more and better grazing than Red Clover. It is hardier and will stand greater extremes of heat, drought and severely cold weather than any other clover. It is adapted to a variety of soils, succeeding on light upland and loamy as well as on bottom lands. Particularly valuable for grazing and in mixtures, whether grown for hay or grazing, for it makes a thick undergrowth greatly increases the yield as well as the feeding value of the hay. From 8 to 10 pounds should give a good stand. If you have not succeeded in getting a stand of other clovers because your land is acid or moist, sow Alsike. Price—Postpaid: lb., 50 cts.; 10 lbs., \$3.00; 1 bu. (60 lbs.), about \$15.00. Prices fluctuate.

**White Clover.**—White Clover does well in nearly all parts of the South. In this section it is indigenous to all kinds of soils; is especially valuable and largely used in lawn and pasture mixtures. It makes a small, close, compact growth. If sown alone, sow 6 to 8 pounds an acre; more largely sown with other grasses, in this case use half the amount. Price—Postpaid: lb., 70 cts.; 10 lbs., \$5.00; 1 bu. (60 lbs.), about \$27.00. Prices fluctuate.

**Crimson Clover.**—You will make no mistake if you sow Crimson Clover on every piece of land that will be unoccupied by another crop next winter. Whether you grow it for grazing, for hay or for improving your land, it will pay handsomely. A crop of Crimson Clover plowed under is considered worth \$20.00 to \$30.00 an acre, in increased productivity, and improved mechanical condition of the soil. Sow from the last working of corn and cotton till the end of October. Fifteen pounds sows an acre. Price—Postpaid: lb., 25 cts.; 10 lbs., \$1.60; 1 bu. (60 lbs.), about \$6.00. Prices fluctuate.

**Lespedeza, or Japan Clover.**—This is valuable to sow on poor, worn-out fields, hillsides, thin woods, groves, and wet bottom lands for summer pasture and for improving the land. It does not produce enough hay in this section to make it of much value for this purpose, but it is particularly valuable for late summer grazing on land that cannot be used for other purposes. Sow 10 to 15 pounds per acre broadcast in March or April, and do not graze it early if you wish it to re-seed. While the plants winter-kill, it re-seeds itself and thickens every year, and will soon spread. Sow with Carpet Grass for best poor-land pasturage. Price—Postpaid: lb., 40 cts.; 10 lbs., \$3.25; 1 bu. (25 lbs.), about \$7.00. Prices fluctuate.

**American Alfalfa or Lucerne** (the Profitable and Nutritious Hay Crop).—In the South will produce from 5 to 7 tons of hay an acre each year. It enriches the soil. It's very large, branching roots penetrate far down, loosening the soil, getting plant food where other crops would be a failure. Alfalfa is a perennial, and lasts for 8 to 10 years. Sow seeds in thoroughly prepared soil at the rate of 20 pounds to the acre. Before sowing the seed, thoroughly drain, lime and inoculate, if alfalfa has never been grown on the soil you are to sow. We can supply you with the lime and Bacteria for inoculating alfalfa and clover at \$1.00 per acre. Price—Postpaid: Lb., 45 cts.; 10 lbs., \$3.25; 1 bu. (60 lbs.) about \$15.00. Prices fluctuate.

**Burr Clover.**—Adapted for summer and fall seeding only. For the South, it is a most valuable winter-grazing crop, growing luxuriantly all through the winter and until summer. After once being seeded, it reseeds and improves in growth each succeeding year. It is admirably adapted for growing with Bermuda Grass, the combination makes a splendid all-the-year-round pasturage. Price—Postpaid: Lb., 35 cts.; 10 lbs., \$2.70; 1 bu., (25 lbs.) about \$5.50. Prices fluctuate.

**Cotton Sacks** to hold Clovers and Red Top and all fine seeds, will be charged for extra at current value.



Alfalfa or Lucerne



## A Seed Inoculant that Increases Crop Production

Seeds of all legumes—beans, peas, clover, alfalfa, and related crops—will yield far better if inoculated with **Farmogerm**, and in addition leave in the soil a heavy deposit of nitrogen which benefits all succeeding crops. Gardeners and farmers who have used **Farmogerm** would not be without it.

### Farmogerm is Economical.

No other inoculant on the market is so strong and virile; no other inoculant will thoroughly treat as much seed. The one-acre size bottle of **Farmogerm** is sufficient for 15 pounds of clover, 20 pounds of alfalfa, 100 pounds of Canada Field Peas, 60 pounds of Vetch, etc. A different bacteria is required for each crop. **When ordering, be sure to state what crops you wish to inoculate.**

### Farmogerm Stays Good Indefinitely.

**Farmogerm** keeps for years. Because of the method of sealing the bottle—patented stopper which admits filtered air and keeps out all impurities—**Farmogerm** is just as good in five years as when first bottled. Other inoculants get weaker each day—**Farmogerm always has its full strength.** Just add water and shake the bottle and sprinkle over the seeds as directed. Your crop will benefit beyond your expectations.

### FARMOGERM PRICES REDUCED.

New scientific methods of manufacture have given lower prices. You cannot now afford to do without **Farmogerm**.

A special composite culture is prepared for peas, beans and sweet peas— $\frac{1}{4}$ -acre size only. You'll get more peas and beans,\*and larger sweet peas by using this. Ask for No. 5, price 50 cts.

Farmogerm prices are: 1-acre size, \$1; 3-acre size, \$2.50; 12-acre size, \$9. Full directions accompany each bottle.

## Tested Grass Seed

Our High Quality Grass Seed have been tested as to their purity, type and germination. **It pays to plant the best,** which you will secure by buying from us, which means getting the Highest Quality.

Prices on Grass Seed fluctuate. We will be pleased to quote prices at any time, or will fill all orders entrusted to us at ruling prices at the time order is received. Prices named are those ruling at the time this catalogue goes to the printer.



Orchard Grass

**Orchard Grass.**—This is one of the most reliable grasses for hay or pasture grown in this section, making quick vigorous and continuous growth from early spring to winter. Sow 30 pounds to the acre in the spring or fall, and in any soil; loamy upland is best. It is excellent to mix with other grasses. Price—Postpaid: Lb., 35 cts., 10 lbs., \$2.75; 1 bu. (14 lbs.), \$3.25. Prices fluctuate.

**Tall Meadow Grass.**—A most valuable grass for the South, as it stands heat and drought well and flourishes on light, dry soils. Splendid for pastures and for hay; it may be cut twice in a season. Sow 30 pounds to the acre. Price—Postpaid: Lb., 45 cts.; 10 lbs., \$3.75; 1 bu. (11 lbs.), about \$4.00. Prices fluctuate.

**Red Top or Herds Grass.**—A grass particularly adapted to low land or damp situations. It will grow successfully on any soil that will grow other grasses or grain. Will

make a valuable pasture crop. Is also used in mixtures of other grasses for hay. After once being established, it thickens and improves year by year, taking possession of the land and increasing in yield and quantity each successive year. Red Top is also one of the best grasses for land that washes and hillsides. Price—Postpaid: Lb., 35 cts., 10 lbs., \$2.55; 1 bu. (30 lbs.), about \$7.25. Prices fluctuate.

**Italian Rye Grass.**—This grass resembles English Rye Grass considerably. It is very valuable, vigorous growing grass, suitable for furnishing in very short time a splendid green pasture. Also fine on lawns. It forms a good turf, and stands the dry weather remarkably well. This grass can be sown with success either in the fall of the year or very early spring. On rich land it will grow from 2 to 3 feet high. From 30 to 40 pounds of seed should be used in seeding an acre. Price—Postpaid: Lb., 25 cts.; 10 lbs., \$1.75; 1 bu. (18 lbs.), about \$2.15. Prices fluctuate.

**Perennial or English Rye Grass.**—Good for hay and pastures, if sown on strong, moist soil, but does not stand drought well. It grows rapidly and matures very early and lasts several years. Sow 30 lbs. to acre. Price—Postpaid: Lb., 25 cts.; 10 lbs., \$1.45; 1 bu. (18 lbs.), about \$2.25. Prices fluctuate.

**Kentucky Blue Grass.**—This grass succeeds best on limestone soil, but does well on any stiff soil. Stands cold, but does not do well in extreme heat. Grows slowly at first, making a thick, compact turf. First class for lawns or pasture. Succeeds better, however, when mixed with other grasses. Sow either in the fall or spring. 35 lbs. to 40 lbs., to the acre. Price—Postpaid: Lb., 50 cts., 10 lbs., \$3.85; 1 bu. (14 lbs.), about \$5.25. Prices fluctuate.

**Timothy.**—Very nutritious, and saleable for hay, but not so good for pasture, as it is injured by close cutting or grazing. Thrives best on heavy moist soils; should not be sown on light dry land. Good crops of hay are obtained if mixed with Red Top or Herd's Grass and Sapling Clover, or some grass maturing at the same time. Sow 15 lbs. to the acre. Price—Postpaid: lb., 25 cts.; 10 lbs., \$1.55; 1 bu. (45 lbs.) about \$5.00. Prices fluctuate.

**The difference between an acre of regular clover and an acre of Farmogermed clover will pay for the inoculation of five or ten acres besides, and leave the ground far richer.**

**Carpet Grass.**—Is the most valuable grass known for permanent pastures on sandy soils of the southern Coastal Plain. It is the South's greatest year around, perennial, poor land pasture, being at least equal to Bermuda Grass in carrying capacity and feeding value and will thrive on soils where Bermuda can be made to succeed only by the use of fertilizers. Carpet Grass can be sown broadcast over present pastures, creek bottoms, or cut-over woodland without breaking up or cultivation; stands close grazing and trampling. A single plant in a single year will spread so as to form a circle 2 or 3 feet in diameter. Carpet Grass never becomes troublesome as a weed; it is very easily destroyed by plowing under. Sow at the rate of 10 pounds per acre, or to make an ideal poor land pasture sow 5 pounds of Carpet Grass and 25 pounds of Lespedeza to the acre. Price—Postpaid: Lb., 60 cts.; 10 lbs., \$5.25; 1 bu. (18 lbs.), about \$9.00. Price fluctuate.



Sudan Grass

**Sudan Grass.**—This grass has been introduced by the Department of Agriculture, and is recommended for the hot, dry regions of the South and Southwest, although it appears to do well in almost any soil or climate. It belongs to the Sorghum family, is somewhat similar to Johnson Grass, only more thrifty, growing from 4 to 7 feet high, with small stems and an abundance of broad leaves. Its root system is similar to that of millet, it being an annual grass, hence it has not the objectionable roots of Johnson Grass. It stools freely and produces the best hay of any of the Sorghum family. When sown for hay it is broadcast at the rate of about 8 pounds per acre, seeding being done in the spring. It will yield from 8 to 12 tons of hay per acre. Price—Postpaid: Lb., 25 cts.; 10 lbs., about \$1.75. Write for price on quantity wanted.

#### PERMANENT PASTURE.

A permanent pasture is one of the very best paying investments that can be made on the farm. After careful experiment, the State Agricultural Experiment Station recommends the following as the best mixture for this section: 8 lbs. Orchard Grass, 8 lbs. Red Top, 8 lbs. Italian Rye Grass, 8 lbs. Alsike Clover, 4 lbs. Red Clover, 4 lbs. White Clover. Total seeding per acre, 40 lbs. Try it.

For poor land, where other pasture mixtures fail, the following will give heavy, all-year-round succulent green pasture: 5 lbs. Carpet Grass, 25 lbs. Lespedeza or Japan Clover. Total seeding per acre, 30 lbs.

## Sorghums

**Early Amber.**—The best producer of all sorghums. Grows to a height of 10 feet and stools. Will yield several cuttings per year. Makes one of the best green feeds, or it can be cured. All sorghums require rich land in order to make a good crop. Sow either broadcast or in drills.

If broadcast, at the rate of 1 bushel per acre. Sow in May or June. Price—Postpaid: 1 lb., 20 cts. Write for prices on bulk quantities.

**Sugar Drip.**—As a feed for horses and cattle this variety has no equal. Its quality is the best, and it contains a great deal of sugar, which adds to its feeding value. It is also one of the best varieties for making syrup, giving an immense quantity, as well as the very best quality. Grows large and affords a big crop. Sow broadcast at the rate of 1 bushel per acre, or in drills at the rate of 1 peck per acre. Price—Postpaid: 1 lb., 20 cts. Write for prices on bulk quantities.

## Kaffir Corn

This has been largely grown in the West for a forage and main crop. The grain is much relished by cattle and poultry. It can be sown with cowpeas; the corn holds the vines off the ground, making a larger yield of peas, and both can be cut together, making a larger yield of feed. Sow alone, broadcast 40 to 50 pounds to the acre for forage, and cut before fully headed. White is the standard variety; Red is very popular, and in some sections is considered hardier. Price—Postpaid: Lb., 20 cts.; 10 lbs., about \$1.00. Write for price on quantity wanted.

## Teosinte

This is a valuable fodder plant, resembling corn, but with larger leaves and sweeter stalks. Much relished by stocks, either green or as dry fodder. It may be cut 5 or 6 times a year. Stalks 10 to 12 feet high. Drill in May or June, 3 pounds to the acre. Price—Postpaid: Lb., 75 cts.; 10 lbs., about \$6.75. Write for price on quantity wanted.

## Millet

### A SPLENDID QUICK GROWING SUMMER HAY CROP

**Golden** (formerly called German Millet.)—Makes a large yielding and most nutritious hay crop, quick growing and easily cured. It should be seeded thickly, one bushel per acre, and should be harvested while in bloom. If the seeds are allowed to form the stalks get hard and it does not make so good a hay. Should be sown at any time between the middle of May until the end of June at the rate of 1 bushel per acre. Millet should never be sown until the earth is warm in the spring and when continued warm weather is assured. It is also used as a catch crop after early grain or a crop which fails. It matures a crop in 6 to 8 weeks after seeding. Cow peas sown with German Millet makes fine hay. Sown in this way, it should be sown with some quick maturing variety of Cow Peas and should be sown at the rate of 3 pecks of Millet and one bushel of Cow Peas to the acre. Price—Postpaid: Lb., 20 cts.; 10 lbs., \$1.00; 1 bu. (50 lbs.), about \$3.00. Prices fluctuate.

**Pearl or Cat-Tail Millet.**—Sometimes called Penicillaria, or Billion-Dollar Grass; this variety gives an enormous yield of very valuable forage. The plants grow about 12 feet high, but it may be cut at 3 feet, when it will thicken up, and may then be cut continuously until frost, giving abundant supply of rich green food. It is also valuable when used as a dry hay, but it is usually sown in drills at the rate of about 5 lbs. to the acre, or if broadcast, about 25 lbs. Price—Postpaid: Lb., 35 cts.; 10 lbs., \$2.60; Prices fluctuate.

## Dwarf Essex Rape

### MAKES SPLENDID, NUTRITIOUS PASTURAGE FOR CATTLE, SHEEP, HOGS AND POULTRY

This crop is very highly recommended for pasturage for cattle, sheep and hogs, furnishing most rich and nutritious pasturage within 6 to 8 weeks from the time of sowing. The fattening properties of rape are said to be very much better than those of clover. It also makes splendid green feed for poultry. In this section rape can be successfully sown both in the spring and fall. For spring sowing, sow as early as you can conveniently get it in, the earlier the better, although it can be successfully seeded any time during March or April. Rape is best sown in drills, at the rate of 3 to 5 pounds per acre, or it can be sown broadcast, when 6 to 8 pounds per acre should be used. Price—Postpaid: Lb., 25 cts.; 10 lbs., \$1.65; 100 lbs., about \$12. Prices fluctuate.

Are you familiar with Carpet Grass? It will pay you to get acquainted.

## Mammoth Russian Sunflower

Sunflower seeds fed to poultry make a real egg-producer; being rich in oil and protein, they make an ideal food during the moulting season; the leaves make excellent fodder; the whole plant makes fine ensilage and hog feed. Under favorable conditions 40 to 60 bushels can be grown on an acre; more than 100 bushels have been grown on extra good land in an unusual season. When the seeds are ripe and hard, cut off the heads and pile loosely under cover, and when cured they will thresh easily. It is claimed that sunflowers grown near the house will prevent malaria. Plant and cultivate like corn. Price—Postpaid: Lb., 25 cts.; 10 lbs., \$1.40; 100 lbs., about \$10.00. Prices fluctuate.

## Vetches

**Sand, or Hairy Vetch.**—A nutritious and valuable forage and soil-improving crop. Makes a large and quick growth. Sow from July to November, preferably with grain, which will hold vetch off the ground. Sow 25 pounds to the acre, together with one bushel of wheat, Oats, Rye or Barley. Price—Postpaid: Lb., 30 cts.; 10 lbs., \$2.50; 100 lbs., about \$15.00. Prices fluctuate.

## Oats

**Burt, or Ninety-Day Oats.**—The best spring oats, as it is the earliest, nearly rust-proof, hardy and vigorous, and yields more grain than any other spring oat. Sow 2 bushels to the acre. Present price—\$1.00 bu., 10 bus. at 90 cts. bu.

**Virginia Gray Winter, or Turf Oats.**—This has long been the most popular variety in this State, and has now extended into all parts of the South and West. Though a winter oat, they also succeed well if sown in the spring, making surest crop if sown by March 15th. Sow 1½ to 2 bushels to the acre. Present price—\$1.20 per bu.; 10 bu. at \$1.10 per bu.

**Red Rust-Proof Oats.**—A very desirable early variety for heavy soils and low, moist grounds, where rust attacks other varieties. Yields abundantly of large, heavy grain, but does not grow as tall as the winter oat. Sow 2 bushels to the acre. Present price—Bu. \$1.00; 10 bus. at 90 cts. bu.

**Appler Oats.**—An early, large red oat, similar to the Rust-Proof, but harder and yields more grain. Present price—Bu., \$1.10; 10 bus. at \$1.00 per bu.

**Fulghum Oats.**—This oat is of a rust-proof type, somewhat earlier than the Appler, and is a heavier yielder. Is largely used in the South. Present price—Bu., \$1.20; 10 bus. at \$1.10 bu.

## Canada Field Peas


This variety is not considered a cow pea, but is of the English pea family. Has small seed and pods, grows 4 to 5 feet high, and makes excellent early hay; also makes splendid hog feed and early fallow. We recommend sowing Appler or Fulghum Oats with these in February or March at the rate of one bushel peas and one bushel oats to the acre. They also do well when sown in November with either wheat, rye, oats or barley. Our stock is the very best American grown seed. Price fluctuates. Present price—\$3.00 per bu.

## Velvet Beans

### THE GREATEST SOIL ENRICHING CROP

**100-Day Velvet Beans.**—Although it will not mature in 100 days, it is one of the earliest varieties, and can be grown further North than the common kinds. From Virginia southward they will mature in a season of average length; in more northerly sections, where the seeds will not mature, it will make a wonderful growth of vines for pasturing and finishing cattle, and a fine soil-improver. Velvet Beans make an enormous growth, greater than any other known forage plant; in the same length of time far surpassing the cow pea. Velvet Beans are usually planted in rows 4 to 5 feet apart, at the rate of half a bushel

per acre. As a soil improver, they are considered superior to cow peas, as they make so much larger growth and so much heavier amount of foliage. The proportion of nitrogen contained in the vines is about the same as in cow peas, but as the yield is so much greater, the total amounts of nitrogen and humus added to the soil are correspondingly larger. A crop of three tons will add as much nitrogen to the soil as will a ton of cotton-seed meal, while the amount of humus will be three times as great. Price—Postpaid: Lb., 15 cts.; 10 lbs., 75 cts.; 1 bu. (60 lbs.), about \$2.50. Prices fluctuate.



## Peanuts

Plant in May, 12 inches apart, in 3 foot rows. About 1 bushel when bought in the hull is required to plant an acre, and about 15 pounds shelled nuts. Cultivate flat, keep well worked. Peanuts should be shelled before planting.

**Spanish.**—Nuts small, and have a thin hull, full kernel, and yield enormously. The vines and roots make excellent food for stock. In the hull, per lb., 18 cts.; 10 lbs. at 14 cts. per lb., postpaid; 100 lbs. quoted on request.

**Virginia Jumbo.**—A large variety of the well-known Virginia Peanut. In the hull, per lb., 20 cts.; 10 lbs. at 15 cts., postpaid; 100 lbs., quoted on request.

**Valencia.**—These are dull red in color, of medium size, heavy yielder, and have long pods, sometimes having 3 or 4 nuts in a pod. It is probably the hardiest peanut in cultivation. It is mild in flavor and becoming popular wherever grown. In the hull per lb., 20 cts.; 10 lbs., at 15 cts., postpaid; 100 lbs., quoted on request.

**Virginia Bunch Peanuts.**—Wherever they have been grown, Virginia Bunch Peanuts are growing rapidly in popularity. They have several points of decided advantage over the running kinds; they mature about a week earlier than the running varieties; the rows may be closer and the plants nearer together in the rows; they are easier to cultivate and harvest, and they will average larger yields. In the hull, per lb., 20 cts.; 10 lbs., at 15 cts., postpaid; 100 lbs. quoted on request.

## Field or Cow Peas

Prices of Cow Peas are Frequently Changing. Write us for Prices when Ready to Buy.

Cow Peas are too well known to give space to the value as a hay ensilage crop, their high feeding qualities and their great power of enriching the soil. We list the popular varieties below.

**Large Black Eye White Peas.**—This variety is not only valuable as forage and soil-improving crop, but the dried peas are readily salable as table peas during the winter. The Large Black Eye Peas are more prolific, better flavored, and bring a higher price than the ordinary Black Eye, and farmers will find it more profitable to plant these than the ordinary Black Eye.

**Black.**—This is the standard variety, and the most largely grown in this immediate section. It is very prolific, early to mature, makes a fine growth, both of vines and leaves, and a good yield of peas. It is a splendid land improver, and most valuable as a forage crop, and makes an enormous yield of rich, nutritious feed.

**Iron.**—This variety is noted for its disease-resistant qualities. It succeeds where other varieties succumb. It is a medium-early, prolific bearer of peas, and is valuable for hay and forage. The seed is smaller than the average cowpea, so that not so many are needed to sow an acre.

**Brahm.**—This pea resembles the well-known brown

Whipporwill, but is smaller; upright growth, holds its foliage well, making it a valuable pea for hay. Is very hardy and prolific in both peas and forage. Is rapidly becoming one of the most popular peas in the South.

**Whipporwill.**—A favorite, early, upright-growing variety, more largely used and sold than any other kind. Has brown-speckled seed, which are easily gathered. Makes a good growth of vine, which can easily be cut and cured as dry forage.

**New Era.**—This extra early cowpea is unquestionably one of the most valuable varieties in cultivation. It is quicker in growth than any other cowpea; makes a very large growth of vine and a very prolific yield of peas. It stands upright, enabling the peas to be easily gathered. The peas are fully one-third smaller in size than those of any other cowpea, so that it does not require nearly as many to seed an acre.

**Clay.**—This is a running variety. Second early. Makes a heavy growth of vine and is therefore more generally used and recommended for turning under.

**Mixed Cow Peas.**—We offer a choice mixture of the principal varieties, which many farmers think produces a thicker and better crop than any single variety.

## Soy or Soja Beans

A VALUABLE LEGUMINOUS PLANT AND SUMMER FORAGE CROP

The cultivation of this crop is increasing rapidly, as its value and importance for a forage crop and soil improver have become known. Soy beans are also valuable to the Southern farmer as they resist the drought and hot weather to a great extent. Soy Beans are practically the only crop that furnishes a balanced ration feed in one crop. Both the forage and bean crop are very nutritious; can be sown in drills  $3\frac{1}{2}$  feet apart at the rate of  $\frac{1}{2}$  bushel to 3 pecks to an acre or broadcast one and a half bushels to the acre. Thick sowing prevents stalks from growing too coarse. Often successfully sown with cow peas, mixing one-half a bushel of Soy Beans to one bushel of cow peas to an acre. We list below the most popular varieties.

Write for prices.



Soy or Soja Beans

**Mammoth Yellow.**—The largest and most popular variety for forage purposes. A little later in maturity than other kinds, but makes larger yields both of forage and seed. Especially valuable for this section and farther South.

**Brown.**—Ranks among the best for forage and soil improving, making a large and quick growth, and very prolific in yield of beans. There is probably no variety so well suited for planting with cow peas, as they mature nearly together.

**Tar-Heel Black.**—Dark green foliage. Slightly earlier than Mammoth Yellow. Heavy growth of vine, upright in habit. Fully equal to any variety of soja beans for hay or seed production. It is fast growing in popularity wherever planted.

**Hollybrook Early.**—Makes a quicker growth and matures its crop two or more weeks earlier than the Mammoth Yellow Soja. It makes a large yield, both of forage and peas, and the added advantage of its earliness, makes it a most distinct and valuable acquisition. It is a sure cropper and a vigorous, quick-growing variety. Sown as a forage or hay crop, it is much easier to cure and handle, and makes even a more nutritious crop than cowpeas.

**Virginia.**—More viney-stemmed than any other soy bean and the best of all for hay. Although particularly adapted to the South, the Virginia has been grown with marked success in the North and Middle West for both hay and ensilage. It matures early, makes excellent forage


and a large yield of beans. The stalk is not coarse, is easily cut and easily cured.

**Wilson Early Black.**—A very prolific variety, and one of the best for the Northern States, where a quick, early variety is desired. Average height on good land is about three feet. The Delaware State Experiment Farm, after a most extensive investigation of different varieties, recommends the Wilson Black as ahead of any as a combination hay and seed variety. It was found to mature in about 115 days, to stand up well, make pods a good distance from the ground and retain its seed. Its fine stem enables it to cure quickly for hay, which is particularly a point in its favor for planting in Delaware, New Jersey and more northerly latitudes, and no late variety will compare with it for hay-making in these sections.

### CAHOON BROADCAST SEED SOWER.

You will never know the real value of a seed sower until you have used one, or until you have a field you might have finished before a rain if you had one.

**The Cahoon** sows 4 to 6 acres an hour at an ordinary walking gait all kinds of seeds that will flow, and will do it quicker and more evenly than is possible by hand. By following the simple directions sent with each seeder, any one can sow better than an old experienced sower can sow by hand. Price—Postpaid, \$6.25.



### CYCLONE BROADCAST SEED SOWER

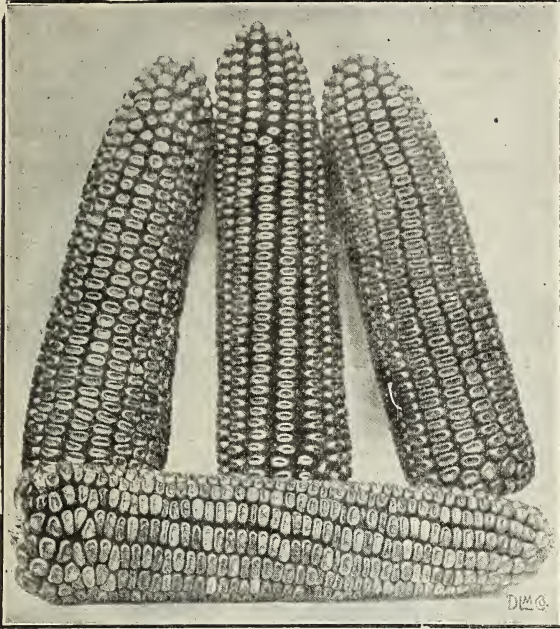
The Cyclone is a splendid seed sower that will pay for itself in a few days in the time it will save.



This seeder will sow any of the seeds that are usually sown broadcast, such as clovers, grasses, millet, buckwheat, vetch, turnips and all grains, and will do it more evenly and uniformly than you can possibly seed them by hand. It sows 4 to 6 acres an hour, or about as fast as you can walk. The quantity per acre can be regulated for thick or thin seeding as you prefer. Price—Postpaid, \$3.00.

All soil-making crops—Cow peas, velvet beans, clovers, vetch—must be inoculated with Farmogerm if you expect bumper crops.





Improved Golden Dent Corn

## Seed Corn

**Latham's Mammoth Double Eared.**—After nineteen years of variety tests, in which over 100 different varieties were used, the North Carolina Agricultural Experiment Station recommends Latham's Mammoth Double as the heaviest yielding and most profitable field corn for this section of the State. Latham's is the result of years of careful breeding and selecting for maximum grain yield and uniformity. It requires a little longer growing season than some of our corns and commonly makes a little larger and more vigorous stalk. On medium to rich soil, it produces ordinarily two good ears to the stalk. The cob is only medium-sized and well covered with 16 to 18 straight rows filled out at both ends, and a depth of grain that gives a large percentage of heavy shelled corn. The foliage is abundant, thick and succulent. Having been originated in this section, Latham's is especially adapted to our climate and soil conditions. Our stock is especially grown for us by the originator and carefully selected.

**Special Field Selected** from breeding patch—Postpaid: Qt., 40 cts.; pk., \$1.70; bu., \$5.00, not prepaid.

**Barn Selected** from breeding patch—Postpaid; Qt., 30 cts.; pk., \$1.20; bu., \$3.25 not prepaid.

**Currituck Horse Tooth.**—The name indicates the shape and depth of the grain. A very deep grain corn, with very large ears and small cob. Besides making one of the most excellent ensilage corns, it produces a splendid yield of grain. Horse Tooth has a fine reputation among dairymen and stock feeders, giving a good length of ear and an abundance of ensilage. Price—Postpaid: Qt., 25 cts.; pk., 85 cts.; bu., \$2.00 not prepaid.

**Improved Golden Dent.**—A corn of much prominence, and for a generation the most generally planted yellow variety. It makes a beautiful ear, and whether on the cob or shelled no yellow corn is more attractive. The grains are deep, medium-wide, and firmly set on a small cob. The shuck is close and completely protects tip against adverse weather. Makes one to two ears to the stalk. Price—Postpaid; Qt., 25 cts.; pk., 90 cts.; bu., \$2.25 not prepaid.

If it becomes necessary to replant any field of white corn, use **Norfolk Market** or **Truckers' Favorite**. See descriptions under Garden Corns.

**Seed Selection.**—It has always been a wonder to us why many cotton farmers were willing to plant cotton seeds without regard to selection or pedigree. They take it as it comes from the gin, generally mixed, entirely unfit for planting, and regardless whether or not the parent plants were good producers. Cotton seeds for planting are entitled to the same care in selection as is corn—we no longer take the best ears in the corn crib and plant them, but plant well-bred corn that has been selected in the field for size, type of stalk and ear, well covered ear with a good depth of grain. The same care is exercised in breeding up our stocks of cotton seeds. Plant our selected cotton seeds and get the most profit from your planting.

## Selected Cotton Seed

**Cook's Improved Big Boll.**—The Cook is one of the few early maturing types of the large boll cottons recommended by the United States Department of Agriculture for sections of the cotton belt infested or about to be infested by the boll weevil. This cotton grows a hardy, strong stalk, and fruits exceedingly well. It is not a cluster cotton, with heavy, thick foliage, but one that limbs out well, starting close to the ground. It should be planted on average fertile land in about 5-foot rows, and plants spaced about 18 inches apart. It has a good upland short staple,  $\frac{7}{8}$  to 1 inch, and should average about 40 per cent lint turnout at the gin. This variety has been very generally grown in North and South Carolina for several years past, and is rapidly forging to the front as one of the leading varieties of cotton in the sections where it has been grown. The Experiment Station recommends it for the eastern section of this State, and every report tells about entirely satisfactory crops on all but late lands. Price—Postpaid: Lb., 25 cts.; pk., 85 cts.; bu. (30 lbs.), about \$2.00. Write for price on quantity required.

**Mitchell's Re-Improved Early King.**—In sections where the boll weevil is prevalent, where the season is short, or where the land is late maturing, an early cotton is absolutely necessary, even regardless of the size of boll or length of lint. Re-Improved King will make its crop as early as any small or medium boll cotton. This is an improvement on the well-known Early King, and has been selected especially for earliness and prolificacy. It grows a plant about 30 inches high, limbs out and fruits well, and should be planted in 3 to 4 foot rows, with plants spaced about 13 to 15 inches apart. The staple runs about  $\frac{7}{8}$  inch, and the gin turnout of lint approximately 37 per cent. Its greatest value lies in its quick maturity and good quality, making its crop in a short time and opening quickly. This variety is thoroughly dependable and its reputation for earliness and yield make it a most popular and successful type for combating the weevil. Price—Postpaid: Lb., 25 cts.; pk., 85 cts.; bu. (30 lbs.), about \$2.00. Write for price on quantity required.

**Cleveland Big Boll.**—A standard early big boll variety of the medium-large boll type, which has been found to resist the cotton wilt. It grows a hardy plant with scant foliage and produces well on almost any character of soil which is early and suited to cotton culture. Plant in five foot rows and space the plants about 18 inches apart. The staple ranges from 1 to 1 $\frac{1}{2}$  inches. The gin turnout runs 38 per cent lint. Our supply of this variety is limited, as our stock is secured from a small area planting the Cleveland almost exclusively. Our stock is ginned by a ginner who handles no other variety, which gives us high grade seed with a minimum of mixture. Order early. Price—Postpaid: Lb., 25 cts.; pk., 85 cts.; bu. (30 lbs.), about \$2.00. Write for price on quantity required.

We also furnish to our customers, by special request, other varieties grown in this section, which we do not carry generally in stock.

If the varieties we have described do not include the type you desire we will be glad to have you make it known to us and we will take pleasure in advising whether it can be secured in our territory.

Would you like to know more about Farmogerm? Send for special booklet. \$2.50 worth of Farmogerm makes \$150.00 worth of Nitrogen, see page 25.

## Insecticides, Fungicides and Spray Materials

BUG POISONS CANNOT BE SENT BY MAIL.

**Potato Spray.**—Has the desirable quick-killing properties of Paris Green, the adhesiveness of Arsenate of Lead and the fungus preventative qualities of Bordeaux Mixture. Gets the bugs and blight at the same time. Unlike Paris Green, it remains on the foliage even when subjected to heavy dews or rains and future spraying becomes necessary only to protect new growth as foliage appears. Use 1 pound to 6 or 7 gallons of water. Price—1 lb., 55 cts.; 5 lbs., \$2.25.

**Paris Green.**—Is effective for destroying potato bugs, tobacco worms and other leaf-eating insects. Is a very strong poison, and should be used carefully. Mix 1 pound Paris Green with 50 pounds of plaster or 150 gallons of water. Price—1 lb., 60 cts.; 5 lbs., \$2.50.

**Dry Arsenate of Lead.**—For destroying leaf-eating insects. Sticks to the leaf better than Paris Green and remains longer in suspension; requires fewer applications; does not burn foliage, thus allowing stronger solutions. Use 1 to 2 pounds to 50 gallons of water for general spraying. Price—1 lb., 55 cts.; 5 lbs., \$2.25.

**Dry Arsenate of Calcium.**—Similar in many respects to Arsenate of Lead. It is especially recommended for use on seed fruits, but is liable to cause burning of tender foliage of stone fruits. It is a splendid substitute for Paris Green for spraying potatoes and will be found equally satisfactory and more economical. It is the poison used for dusting on cotton for eradicating the boll weevil. Use  $\frac{3}{4}$  to 1 pound to 50 gallons of water. Price—1 lb., 55 cts.; 5 lbs., \$2.25.

**Dry Lime-Sulphur.**—The most effective remedy for San Jose scale and kindred insects that are killing valuable fruit and shade trees. This material has all the advantages of the liquid preparation, but eliminates the disadvantages and is much less expensive. It mixes with water instantly. For dormant spray use 1 pound to 4 or 5 gallons of water; for summer spraying, 1 pound to 20 gallons of water on seed fruit, 1 pound to 25 or 30 gallons of water for stone fruit. Price—1 lb., 35 cts.; 5 lbs., \$1.25; 10 lbs., \$2.25.

**Dry Bordo.**—The standard Bordeaux fungicide and most effective remedy for all fungus diseases; indispensable for the control of black rot in grapes, blight in cucumbers, melons and potatoes. Also used for apple scab, bitter rot, cedar rust, leaf spot and downy mildew. Use 1 pound to 7 gallons of water. Price—1 lb., 50 cts.; 5 lbs., \$2.25.

**Bordo Arsenate.**—A combination of Bordeaux Mixture and Arsenate of Lead, developed especially to save the grower the time and trouble of making up and combining these mixtures. Especially recommended for fruit trees and garden crops, and is equally as effective on potatoes. Use 1 pound to 7 gallons of water. Price—1 lb., 50 cts.; 5 lbs., \$2.25.

**Slug Shot** (Hammond's). Destroys insects and worm<sup>s</sup> injurious to garden and house plants; Potatoes, Cabbage, Tobacco, shrubs, trees, vegetables and fruits of all kinds. Positively not poisonous and will not injure the foliage. Price—Lb., 25 cts.; 5 lbs. pkg., 70 cts.; 50 lbs., \$5.00.

**Bug Death.**—A safe and sure insect destroyer. Will not burn the vine or leaf. Promotes growth and increases yield. Harmless to animals. Safe to handle. Does not wash off easily; may be used dry, or if desired, mixed with water,  $\frac{1}{4}$  pound Bug Death to 1 gallon of water. Price—1 lb., 25 cts.; 3 lbs., 50 cts.; 5 lbs., 75 cts.

**Black Leaf 40.**—A solution of nicotine and sulphate containing 40 per cent nicotine. A spray for all soft-bodied sucking insects and without injury to the foliage. Price—1 oz., 25 cts., makes 6 gallons of spray;  $\frac{1}{2}$  lb., \$1.00.

**The Sprayer's Manual.**—A text book on spraying and dusting for the growers of fruits and vegetables. Mailed free upon request. This book gives full and valuable information on destructive insects and plant diseases, and when and how to control them. Also describes spray materials and gives directions for their use.



### SAVE MONEY BY SAVING CROPS.

It is estimated that rats and mice consume grain each year in the United States alone to the value of more than \$10,000,000. Most of this waste can be saved if **Rax** is given a chance.

#### Rax is Not a Poison.

While it is absolutely deadly to rats and mice, it is *harmless to human beings, domestic animals, poultry, and birds.* It may be used anywhere with complete safety.

#### Rats Leave Before They Die.

Within a few days after eating food prepared with **Rax**, rats and mice become feverish and seek the open air. Thus they never die indoors—always outside.

#### How To Use Rax.

Add water to the bottle and shake contents until water is cloudy. Then moisten bait (bread, crackers or cheese) with the mixture and place it near the holes. **Rax** does not affect the taste of the bait.

Directions are furnished with each package. One bottle is enough for an ordinary house; allow one bottle to each 500 feet of floor space in large barns, mills, etc. Price 75 cts. per bottle, postpaid.

## Albemarle Fertilizers

YOU GET BOTH FISH SCRAP AND GERMAN POTASH

It is impossible at this time to name definite prices on this thoroughly reliable line of fertilizers. Get our quotations on brand and quantity required.

**Potato Grower and Garden Fertilizer, 5-7-5.**—The most largely used grade for early Irish Potatoes and general gardening. For the convenience of the small family gardener we are offering this brand in small packages. Price—5 lb. sack, 35 cts.; 10 lb. sack, 60 cts.; 25 lb. sack, \$1.10; 50 lb. sack, \$2.00; 100 lb. sack, \$3.50. Write for prices in larger quantities.

**Potato Grower, 5-6-5.**—Lower only in phosphate and somewhat cheaper.

**Early Truck Grower, 5-7-3.**—Especially recommended for early May peas and all quick growing vegetable crops.

**Sweet Potato Special, 3-8-5.**—This brand is specially prepared for sweet potatoes, but is an excellent fertilizer for peanuts and all grain crops.

**Early Sweet Potato Grower, 3-8-3.**—A very successful fertilizer, containing less potash, and therefore, cheaper.

**Cotton and Corn Grower, 4-10-3.**—The best and most popular fertilizer for cotton and largely used for corn and small grains.

**16 Per Cent Acid Phosphate.**—Beneficial for nearly all soils; often used alone for grain and grass crops.

**Special, 2-8-2.**—For use where only a lower grade of fertilizer is needed.

**Cotton and Corn Grower, 4-8-4.**—A well-balanced fertilizer, meeting much favor for corn, cotton, and all grain crops.

**Tobacco Grower, 3-8-3.**—Differs from Early Sweet Potato Grower in having 300 pounds of Cotton Seed Meal in its make-up.

**Nitrate of Soda.**—Largely used as a top dressing for corn, cotton and garden crops, bringing them on very rapidly, but of no permanent fertilizing value.

**Raw Bone Meal.**—An excellent fertilizer for trees, bushes, plants, lawns, and hay and pasture crops. Dissolves gradually, supplying food steadily during the growing season. Price—10 lbs., 65 cts.; 25 lbs., \$1.25; 50 lbs., \$2.20. Write for prices on larger quantities.



**Auto  
Spray  
No. 1**

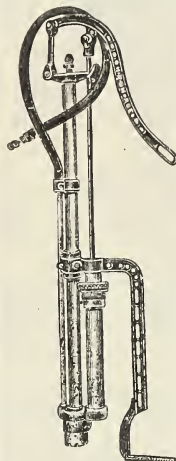
**AUTO SPRAY No. 1.**— Accepted as the standard in compressed air sprayers and fully guaranteed by the manufacturers. Useful in spraying trees, crops, whitewash and disinfectants. Recommended not alone because of its durability, but for its efficiency, which is far ahead of any other machine of this type.

Auto Pop No. 1, the only self-cleaning nozzle and operates automatically.

Galvanized tank with Auto Pop (weight 12 lbs.), Price, \$7.00. 2-ft. brass extension, per length 60c.

**Acme Compressed Air Sprayer, \$6.50.**

**AUTO SPRAY No. 6**—A splendid brass bucket pump sprayer with 3 feet of hose; has two nozzles, one to be used when a single stream spray is desired, and one for a mist spray. The pump sprays on both the up and down stroke. Weight 7 lbs. Price \$5.50.



**AUTO SPRAY No. 26.**— Fits any pail or bucket. The strongest solutions do not affect this sprayer which is entirely constructed of brass. It is so constructed that a uniform pressure and continuous spray is maintained with little effort on part of operator. The agitator in the bottom keeps the material thoroughly mixed at all times. It is of best material and workmanship throughout.

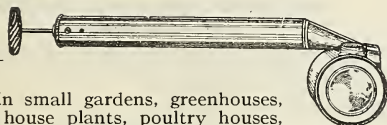
Price, \$8.50 complete.

**AUTO SPRAY No. 5.**—A combination knapsack and bucket pump that will throw any kind of spray from very fine mist to a solid stream. The pump is brass, practically indestructible and will generate 200 lbs. pressure. By detaching hose from tank and attaching the strainer you have a first-class bucket pump. Fine for applying water paint, insecticides and whitewash, disinfectants.

**Knapsack Outfit**—Pump, tank, 2½ ft. of hose, extension pipe and strainer. Price—\$9.50.

**Bucket Outfit.**—Same as above but without tank. By mail postpaid, \$6.65; by express, \$6.50.

**HAND  
SPRAYER**



**Hand  
Sprayer.**

Very useful in small gardens, greenhouses, for spraying house plants, poultry houses, etc., applying liquids in a fine mist, with no waste. Distributes Slug Shot, Paris Green and similar dry powders perfectly. By mail postpaid, 75cts. By express, 60 cts.

# IRON AGE GARDEN TOOLS

Are the best because they have high steel wheels, light weight steel frames, the quickest, easiest scouring side hoes, the most combinations from which to choose what you need, and the largest number of attachments for special work.

Send for new booklet, "Modern Gardening with IRON AGE Tools" shows the full line of these celebrated Seeders and Wheel Hoes.

**No. 19-C  
Wheel  
Cultivator  
and Plow.**



A popular, low-priced tool of great strength. Will do plowing in light soils, will open furrows for seed or fertilizer. Complete set of tools as shown in illustration. The 24-inch wheel travels easily over rough ground. A very practical tool, easily operated by men, women or children, and will last a long time. Price \$5.75.


**Lawn Mowers.**—We carry the celebrated Keen Kutter line of lawn mowers, and can furnish a mower to suit your need at a price to suit your pocketbook. Additional information and prices gladly furnished on request.

Garden and Lawn Hose, Sprinklers, Nozzles, Reels, Couplings, etc. of finest makes, are also included in our stock. Get our prices on your requirements.

**Garden Trowels.**—English pattern, extra strong; one piece special steel dished blade, 6 ins. long, 3½ ins. wide; handle 8 ins.; round and sharpened point. There is no better trowel made. Price, 45 cts. postpaid.

American pattern, dished one piece stamped steel blade, 6 ins. long, 2¾ ins. wide. A good serviceable trowel but not as sturdy as above. Price, 25 cts. postpaid.

**No. 306 Combined  
Hill and Drill Seeder,  
Single and Double  
Wheel Hoe.**



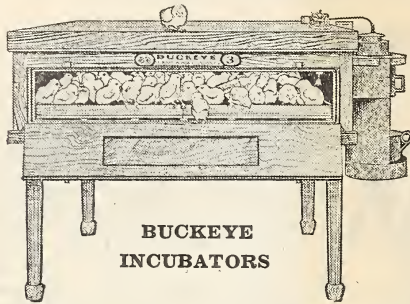
Sows with wonderful accuracy any small garden or flower seed either in continuous rows or in hills 4, 6, 8, 12 or 24 inches apart. Has our latest improved positive force feed. Will not injure seed. Index can be set to sow exactly as you want it. As a seeder, it opens furrow, plants seed in hills or drills, covers seed, packs soil and marks next row, all in one operation. Has long hardwood handles, with full plow-shaped grips. Seed hopper can be easily removed and any of the accompanying tools attached making either a double or single wheel hoe. Capacity of seed hopper, 2 quarts. Price \$19.00.

**Pruning Shears.**—California pattern, for grape vines, rose bushes, fruit trees, etc.; extra quality steel blades; heavy malleable iron handles; nickel plated steel nesting coil spring. Price, \$1.50 postpaid.

Malleable handle; steel blade, with coil spring. Price, 60 cts. postpaid.

**Hedge Shears.**—Straight notched forged steel blades 9 ins. long and offset shanks, with heavy steel hinge bolt; hardwood handles. Price, \$2.25 not prepaid.

Hoes, Rakes, Turning Forks, Weeders, Hand Cultivators, Grass Hooks, and other garden and lawn hardware of thoroughly dependable quality are carried by us at all times.




**BUCKEYE INCUBATORS**

These are hot-water machines, well made and easy to operate. Owing to the satisfactory operation there are probably more Buckeye Incubators in use today than any other make.

These machines are sold under as absolute guarantee, and with good treatment will last for years. They are so simple that a beginner can operate them without any previous experience. These Incubators are equipped with every desirable device that can possibly add to Incubator efficiency and are pronounced by experts to be the best hatchers.

Full descriptive and illustrated catalogue mailed free on request. If interested in Poultry, Incubators, Brooders or Hovers, be sure and ask for one.

- No. 14—Style E (short legs) . . . 65 Egg Capacity \$ 16.50
- No. 16—Style E . . . 120 Egg Capacity 27.50
- No. 17—Style E . . . 210 Egg Capacity 36.75
- No. 1—Standard . . . 120 Egg Capacity 37.50
- No. 2—Standard . . . 175 Egg Capacity 44.50
- No. 3—Standard . . . 250 Egg Capacity 57.75
- No. 4—Standard . . . 350 Egg Capacity 68.00
- No. 5—Standard . . . 600 Egg Capacity 107.00



**Standard Colony Brooder Stove**

**STANDARD COLONY BROODER STOVE.**

Burns hard wood, coal or gas. It is self feeding and self-regulating; saves labor, time and fuel. Ask for descriptive pamphlet.

- No. 18—Capacity 500 Chicks . . . \$21.50
- No. 19—Capacity 1,000 Chicks . . . 26.50

**BUCKEYE PORTABLE BROODER Made of Metal.**

The oil burner that broods like a coal burner.

- No. 20—Capacity 60 Chicks . . . \$11.75
- No. 21—Capacity 100 chicks . . . 15.50
- No. 22—Capacity 150 Chicks . . . 19.00

**BUCKEYE BLUEFLAME BROODER.**

- No. 9—Capacity 100 Chicks . . . \$ 9.75
- No. 10—Capacity 200 Chicks . . . 17.50
- No. 11—Capacity 350 Chicks . . . 20.00
- No. 12—Capacity 500 Chicks . . . 22.50

# FUL-O-PEP POULTRY FEEDS

A free complete correspondence course treating of every phase of poultry culture is offered by us to Ful-O-Pep feeders. Write for information.



**FUL-O-PEP DRY MASH**  
Makes Most Eggs

poultry experts have discovered just what is necessary to produce a feed that will enable the hen to shell out eggs in large numbers and hatchable ones at that. We learned much by watching the hen while on free range balancing her own ration. Ful-O-Pep DRY MASH combines the same egg-producing properties that the hen picks up for herself when on free range

Write for prices on quantity wanted.

**FUL-O-PEP Scratch Grains.**

This feed has been formulated to be fed in conjunction with Ful-O-Pep DRY MASH for best results. It contains corn, wheat, buckwheat, barley, Kaffir corn, sunflower seeds, etc., in just the right proportion to suit the hen's taste and balance with her ration of Ful-O-Pep DRY MASH. This we believe is the finest quality scratch feed ever offered to poultrymen and we strongly urge that it be fed as the evening meal in place of all other

To get the best results feed it dry, just as it comes from the bag. Do not wet or feed as a wet mash as results will not prove satisfactory. Never mix anything with Ful-O-Pep DRY MASH—not a particle of any other ingredient. To do so will throw Ful-O-Pep DRY MASH out of balance and your fowls will fail to respond from its use. Ful-O-Pep DRY MASH must be the main feed every day—nothing mixed with it and nothing except Ful-O-Pep SCRATCH FEED fed with it. By long continued experiments, our

feeds. Feed about one quart to each dozen fowls about one hour before roosting time. Do not feed at any other time. Write for prices.

**FUL-O-PEP Chick Feed.**

This feed is composed of a variety of grains such as finely cracked corn, wheat, pinhead oats and fish. Feed it following the first three days of Ful-O-Pep GROWING MASH by scattering in a few inches of litter, gradually increasing depth of litter and quantity of Ful-O-Pep CHICK FEED as chicks become older and stronger. In preparing this feed the utmost care is taken to assure poultrymen that in Ful-O-Pep CHICK FEED they will have a feed that is JUST RIGHT. Write for prices.



**FUL-O-PEP Growing Mash.**



When the chicks are one day old place Ful-O-Pep GROWING MASH where they can help themselves at will. Keep it before them day in and day out. There is no danger of them eating too much. This feed provides the necessary bone and muscle building material and makes young chicks grow as they never grew before. Feed it until pullets are matured and ready to go on the mash. After the tenth day cut down the fine chick feed ration to two feedings a day—morning and evening. At four weeks of age, cut down grain ration to one feeding a day. **Caution:** For best results, it is important not to allow the Mash Feeders to become empty at any time. Remember Ful-O-Pep GROWING MASH, not GRAIN FEED makes the large boned chicks.

# Conkey's

THE ORIGINAL

## BUTTERMILK STARTING FEED

### Raises Husky Chicks

A **READY-PREPARED** feed for baby chicks and all self-feeding young fowls. Composed of buttermilk, pinhead oatmeal, a special wheat middlings, whole cornmeal, corn feed meal and granulated bone. Contains all elements needed for safely starting baby chicks, ducklings, goslings, poults, pheasants, quail, grouse, etc.

#### GUARANTEED ANALYSIS

CRUDE PROTEIN 12%    CRUDE FIBRE 4%    CRUDE FAT 3%  
NITROGEN FREE EXTRACT 56%    CARBOHYDRATES 60%

**T**HIS superior chick feed was the first commercial poultry feed containing buttermilk—that is why we call it *the only ORIGINAL buttermilk starting feed.*

Conkey's did not "just happen"—it is a scientifically-balanced feed as clean and wholesome and as conscientiously-prepared as "infant food." Selected, plump grains, ground to proper fineness, are combined with other ingredients so as to make the feed readily digestible, palatable and nutritious. **TASTE it, SMELL it,** that's the way to judge a chick feed.

Conkey's carries buttermilk in just the right proportion as an aid in prevention of bowel troubles, White Diarrhea, "leg weakness," etc. The buttermilk is fresh, concentrated buttermilk, blended with the other ingredients by the ORIGINAL process in such a way as to preserve the appetizing, tonic, and other properties of the newly-churned product.

Lactic acid in buttermilk is described as an "intestinal broom" which sweeps away unfriendly bacteria and disease germs in the delicate digestive tract. Buttermilk is also rich in one of the vitamins necessary to growing birds. It is a wonderful appetizer, aid to digestion and flesh builder.

However, it is not the buttermilk nor the other ingredients alone that causes people to declare that their *chicks grow twice as fast on Conkey's.* It is not the buttermilk alone

that protects the chicks from disease during the first critical eight weeks. The secret is in the combination of these materials by the Conkey method—the balancing of the ration, as Conkey alone knows how.

Don't be influenced by "cheaper" imitations labeled "buttermilk"—that word may be used to deceive unwary buyers—to cover up a multitude of "sinful" grains, mill sweepings, poisonous weed seeds, musty screenings, worthless by-products, or other poor material having little or no nutritive value.

Conkey's is so palatable that one poultry man said it ought to be used for "breakfast food." One woman wrote: "My chicks just love Conkey's. It is so tasty, and my how they do grow! Better still, we didn't have a single loss in the present hatch, no White Diarrhea or other bowel troubles like before we began using Conkey's."

#### FEED IT FIRST 8 WEEKS

Conkey's is all the chicks need the first eight weeks except greens, charcoal, grit, clean water and some fine scratch grains in the litter for exercise. Give grit and water from the start. During the second week add green stuff and in the fourth week finely cracked chick grains, like *Conkey's Chick Grains.*

# FEED IT FIRST 8 WEEKS AND THE REST IS EASY!



*Conkey's Conkey's Conkey's Conkey's*

# Conkey's NOX-I-CIDE



*The Stock Dip, Home Disinfectant and Poultry Mite Liquid with a "Thousand Uses"*

This preparation has few equals in all-round usefulness. Every poultry yard, ranch, home, factory, stable, store, office building—in fact, every place where sanitation is necessary to health—needs Conkey's Nox-I-Cide every day in the year.

For poultrymen, Nox-I-Cide is indispensable as a red mite destroyer—paint it on the roosts and spray it into cracks. As a preventive of disease, it is unexcelled for cleansing and disinfecting coops, runs, brooders, fountains, and everything else about the premises. Spray premises daily when disease is present and once a week as a preventive of red mites, ticks, "blue-bugs" and disease epidemics.

As a veterinary wash in treating swine, sheep, stock, etc., Nox-I-Cide is widely used. For mange, itch, ringworm, galls, sores, scratches, sore mouth, eczema, foot rot,

proud flesh and other conditions requiring a disinfectant, Nox-I-Cide is employed. Sheep raisers, swine herds, cattlemen and others praise it highly as a dip and keep it on hand constantly for use wherever an effective germicide or insecticide is needed.

Try it for household use—for assisting in driving out ants, destroying odors, routing out bedbugs and cockroaches, for making sinks, cess-pools, garbage containers, etc., sanitary and safe—in fact, you will find that Conkey's Nox-I-Cide when properly diluted—you mix it with water according to directions—is an effective preparation which easily has the thousand uses ascribed to it.

*Pint 45c Quart 70c 1/2 Gallon \$1.15 Gallon \$1.80 5 Gallon \$8.75  
10 Gallons \$17.00 Parcel post, express or freight charges extra*

ASK FOR PRICES ON SPRAYERS

## Conkey's WHITE DIARRHEA REMEDY

Once you have used this old reliable preparation, you will never be without it. We can't speak too highly of this remedy—advise you not to try to do without it. As a preventive of bowel troubles, White Diarrhea and other digestive complaints, it has given great satisfaction for many years. Once started, diarrhetic conditions often sweep away the whole hatch—hundreds of chicks. Keep Conkey's Remedy in the drinking water until the danger period is past. The loss of one or a few chicks would more than offset the



cost of remedy used. 25c, 50c, \$1.00, Breeder size (1200 Tablets) \$3.50; \$3.60 postpaid.

## Conkey's GAPE REMEDY

Gape worms accumulate in the windpipe and choke the chick to death. Don't try to extract worms with a wire or feather when you can get such an effective remedy as Conkey offers. Conkey's Gape Remedy comprises two powders—both in same box for one price—one sifted over chicks causes them to dislodge the worms in windpipe by coughing, the other is a tonic powder which is mixed in the feed—to help the bird build up its resisting powers and retain its vitality. 25c, 50c; sent postpaid for 30c, 55c.



*Conkey's Conkey's Conkey's Conkey's*



# Conkey's

TRADE MARK



## HAVE A CONKEY CORNER IN YOUR POULTRY HOUSE

Don't  
Worry!  
Conkey  
Will  
Cure Me



### Keeping Poultry Well—The Key to Success

**R**AISING poultry is pleasant and profitable when "good luck" is with you. Good luck, however, is not merely a matter of chance, but of **BEING PREPARED.**

For more than twenty-five years Conkey has been **THE POULTRY DOCTOR.** Take his advice. Install a *Conkey Corner* of remedies in your poultry house as insurance against disease, trouble, loss and disappointment.

We sell Conkey's Poultry and Stock Remedies on the following guarantee: *Money refunded cheerfully if any Conkey remedy does not satisfy.*

### Conkey's ROUP REMEDY (POWDER)



When Roup breaks out there's no time to experiment—start treatment at once—the disease is very contagious.

Cold, rainy, muggy weather and changeable conditions intensify Roup. When birds begin to sneeze, froth in eyes, run at nose or

show other symptoms of a "cold," put Conkey's Roup Remedy in the drinking water. Sick birds doctor themselves and others are protected from catching the disease. Better still, *always* at the first sign of "roupy weather," place Conkey's Roup Remedy in fountains—it's a great preventative. Packages 25c, 50c, \$1.00; 5-lb. can \$5.75 postpaid.

**Conkey's ROUP PILLS** are for treating individual cases and for use at shows when birds develop colds. Packages 30c, 60c, \$1.20; breeder size (1000 pills) \$3.00; \$3.10 postpaid.

**Conkey's CANKER AND BRONCHITIS REMEDY** checks cankerous growths and sores and soon restores the bird to normal. This remedy is Conkey's specific

for bronchitis. Also desirable in treating individual cases of Roup and for use at shows when birds develop colds. Package 50c postpaid.

**Conkey's POULTRY WORM REMEDY** rids birds of many troublesome worms, thus promoting a return to healthy conditions. Give it as soon as you suspect worms—it will help the whole flock. Packages 25c, 50c—30c, 55c postpaid; breeder size, (5 lbs.) \$2.75; \$2.85 postpaid.

**Conkey's SCALY LEG REMEDY** applied to birds legs will in a few treatments kill the parasites responsible for the trouble and heal up the legs with a healthy lustre. Package 25c postpaid.

### Conkey's CHOLERA REMEDY



So-called Cholera, bowel troubles, indigestion, diarrhea and kindred ailments often kill a whole flock in a few days. Diarrhea, a drowsy, listless appearance and great thirst—these are the signals to put Conkey's Cholera Remedy in the drinking water. It usually cools heated membranes and stops the trouble if given in time. Packages 25c, 50c, \$1.00; breeder size, (5 lbs.) \$2.50; \$2.65 postpaid.


### Conkey's POULTRY LAXATIVE

Wherever a laxative or purgative is needed this remedy is just the thing for birds—by varying the dosage you can produce either a mild or a strong effect. Works without a debilitating after-effect. Experts say, and we have found through experiments that a poultry laxative given every week or two not only keeps birds in better condition, but increases the egg yield very materially. Poultrymen who now use Conkey's Poultry Tonic, with such splendid results, will find regular use of Conkey's Poultry Laxative very beneficial. If you are not employing this method, try it and be convinced. Packages, 25c, 50c; 30c, 55c postpaid; breeder size (5 lbs.) \$2.75; \$2.90 postpaid.

*Conkey's Conkey's Conkey's Conkey's*

# Conkey's Conkey's Conkey's Conkey's

## Conkey's POULTRY TONIC



EVERY bird from chick to maturity will be more productive, healthier and more profitable if given a good tonic and regulator. Conkey's Poultry Tonic helps birds get more out of their feed. They produce more eggs and better flesh on LESS FEED, by better digestion and assimilation. Don't keep lazy hens eating their heads off when with a little assistance they can become layers instead of loafers.

Conkey's Tonic is all medicine—free from filler, red pepper, and "hot stuff" to overstimulate the birds and break down their health. Conkey's builds on a natural, healthy basis, inducing steady and persistent laying. Keeps the young chicks growing, makes molting easy, strengthens the bird for bad weather and generally maintains a high health average.

Prices — Buy it by the pail. Packages, 25c, 50c, \$1.00; pails, 12-lb. \$1.60; 25-lb. \$3.00; bags, 50-lb. \$5.00; 100 lb. \$9.50. Parcel post, express or freight charges extra.

## Conkey's LICE PREPARATIONS

**Conkey's LICE POWDER** is for dusting hens, nests, growing chicks and for use wherever body lice must be overcome. Packages, 10c, 25c, 50c; pails, 12-lb. \$1.40; 25-lb. \$2.75. Parcel post, express or freight, extra.

**Conkey's LICE LIQUID** is for painting roosts, fittings, the inside of house, nest boxes and wherever mites congregate. Cans—qt. 60c; 2 qt. 90c; gal. \$1.50; 5 gal. \$7.00. Parcel post, express or freight, extra.

**Conkey's HEAD LICE OINTMENT** is for overcoming and preventing the murderous head louse which "eats up" baby chicks. Packages 10c, 25c.

**Conkey's LICE FIX** is a preparation in ointment form, for fighting body lice. This method is advocated by some authorities as preferable to powder. One application lasts a month. Packages 25c, 50c.

**Conkey's SORE HEAD (CHICK-ENPOX) REMEDY**—Don't let this disgusting and highly contagious disease get a start. Many a fine bird has been permanently ruined by neglect. Little brown or black warty spots appear on comb, face and wattles. Under these warts is a pocket of virulent pus. Conkey's Sore Head Remedy attacks the trouble from two angles—a powder for the blood and a salve for rubbing on affected parts. Both treatments in package—for one price. This remedy is used for pigeon pox, Pian, warts and similar afflictions. Packages 25c, 50c; 30c, 55c postpaid; breeder size (1 lb. salve, 5 lbs. powder) \$3.50; (10 lb. powder only) \$3.50; \$3.65 postpaid.

**Conkey's BLACKHEAD REMEDY**—Turkey breeders should have a package ready for instant use, for Blackhead is very hard to cure in an advanced stage. When used soon enough, Conkey's Blackhead Remedy is ordinarily effective. Package 50c; 55c postpaid.

**Conkey's POULTRY CONDITIONER**—Highly concentrated fowl regulator, blood purifier and nerve food, to build up birds in rundown condition or for fowls recovering from disease. Splendid for putting birds in condition for shows and sustaining them during exhibition. Package 25c, 50c; 30c, 55c postpaid.

**Conkey's LIMBERNECK REMEDY** (Ptomaine Poisoning) should be kept

on hand as Limberneck is an ailment which must be treated promptly. Conkey's seldom fails to give relief if used in time. Packages 50c; 55c postpaid.

### Stock Specialties

**Conkey's FLY KNOCKER**—Few preparations have the reputation of this wonderful fly repellent. It is a "fly chaser" that does all claimed for it. Dairymen, drivers, horsemen, stock raisers, cattlemen, sheep raisers declare this remedy the best investment they make—animals free from insects do better in milk and butter fat production, while growing stock unquestionably fattens faster when relieved from biting, stinging, disease-spreading insects. Qt. 60c; ½ gal. 90c; gal. \$1.50; 5 gal. \$7.25; 10 gal. \$14.00. Parcel post, express or freight, extra.


**Conkey's COW SPECIAL**—Used as a tonic to build up cows in run-down condition and as an aid to food assimilation. Packages 50c, \$1.00.

**Conkey's STOCK TONIC**—A general conditioner of real merit for live stock. Not a food but a medicine—all pure medicine, without any filler. Mix it with regular feed. This makes your own stock food at home. Packages, 25c, 50c; pails, 12 lb. \$2.10; 25 lb., \$3.45; bags, 50 lb., \$4.75; 100 lb. \$9.00. Parcel post, express or freight charges extra.

# Conkey's Conkey's Conkey's Conkey's




**MOE'S LINE**  
— OF GOOD —  
**POULTRY SUPPLIES**



*Moe's Star Fountain*

BUXTON WHITE SEED CO.  
ELIZABETH CITY, N. C.

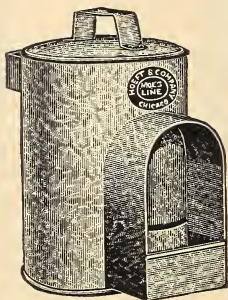
# Moe's Improved Top Fill Fountains



Provides pure, fresh water at all times. The double wall construction retards freezing, and keeps water cool in summer. Fills from the top, easily cleaned, and feeds automatically.

No. 1	Capacity	1	Gallon	.....	Each	\$1.75
No. 2	"	2	"	.....	"	2.40
No. 4	"	4	"	.....	"	3.25


## Wall Fountain



The covered outlet keeps out dust and dirt, and a removable plate prevents any floating rubbish from being drawn into the reservoir.

No.	Capacity	Each
97	2 Quarts .....	\$ .50
98	1 Gallon.....	.75
99	2 Gallons .....	1.00

## Drop Bottom Fountain



Drop Bottom, easy to fill and to clean. Has wire handle and may be hung on the wall out of the litter and dirt.

No.	Capacity	Each
40	2 Quarts .....	\$ .90
41	1 Gallon.....	1.15
42	2 Gallons .....	1.35

# Moe's Baby Chick Feeders



A great feed saver, and can also be used for water or milk. Accurately stamped with dies. Top fits snugly, yet is easily taken off for filling and cleaning.

No. 11	Diam. 6	in. with	8 holes.....	Each \$ .15
No. 12	" 8 1/4	" "	12 " .....	" .25

## Bottom Fill Fountains



The round taper shape prevents damage from freezing. Made in two pieces accurately formed. Easily filled and cleaned.

No.	Capacity	Each
19	1 Quart .....	\$ .35
20	2 Quarts .....	.45
24	1 Gallon .....	.70

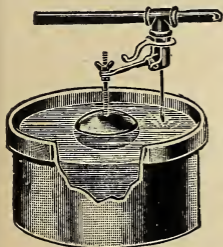
## Brooder Fountain



Occupies but a small space in a corner of the brood coop. Can be hung up off the floor, so baby chicks can not get wet. A simple sanitary fountain, easily cleaned.

No. 0	Capacity 1 Quart	Each 45c
-------	------------------	----------


## Moe's Automatic Poultry Fountain



An automatic valve and float to regulate the flow of water to a drinking dish. Brass valve, positive in action and will not rust or clog up. Can be attached to a barrel or tank or to an iron water pipe. Threaded for 1/4 in. iron pipe.

No. 30	Valve and float only.....	Each \$ .90
No. 31	Water pan only, Diam. 9 in.....	" .40
No. 31A	Valve and pan complete, as shown.	" 1.25

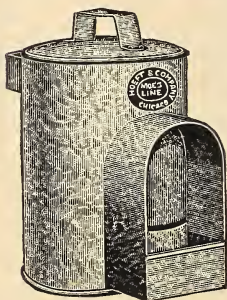
# Moe's Improved Top Fill Fountains



Provides pure, fresh water at all times. The double wall construction retards freezing, and keeps water cool in summer. Fills from the top, easily cleaned, and feeds automatically.

No. 1	Capacity	1	Gallon	.....	Each	\$1.75
No. 2	"	2	"	.....	"	2.40
No. 4	"	4	"	.....	"	3.25


## Wall Fountain



The covered outlet keeps out dust and dirt, and a removable plate prevents any floating rubbish from being drawn into the reservoir.

No.	Capacity	Each
97	2 Quarts	\$ .50
98	1 Gallon	.75
99	2 Gallons	1.00

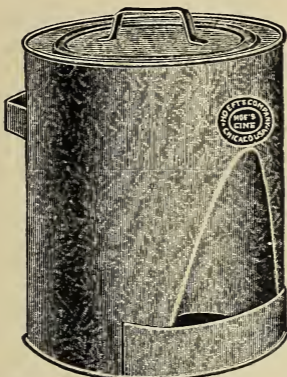
## Drop Bottom Fountain



Drop Bottom, easy to fill and to clean. Has wire handle and may be hung on the wall out of the litter and dirt.

No.	Capacity	Each
40	2 Quarts	\$ .90
41	1 Gallon	1.15
42	2 Gallons	1.35

## Moe's Wall Fountains



A large fountain, capacity 5 gallons. Made of heavy galvanized iron. Easy to fill and nothing to get out of order.

No. 74 .....Each \$2.00

---

## Moe's Wall Fountain




A practical and convenient fountain. Has removable bottom, easily kept clean. Capacity about 1 gallon.

No. 26A.....Each 75c

---


## Moe's Fountain Heater



Solves the problem of a uniform supply of fresh water at all times, no matter how cold the weather. Can be used with all styles of fountains and when placed under the No. 74 fountain (shown above) makes an ideal heater fountain at a low price. Holds enough kerosene to burn continuously for seven days.

No. 10 Heater.....Each \$1.80


# Moe's Star Fountain and Feeder



Made of a single piece of heavy metal. No solder, no seams, no loose parts. Suitable for feed as well as water. Little chicks can not drown. Fits any Mason jar in 1 Pint, 1 Quart, and 2 Quart sizes.

No. 32 (Glass jar not included).....Each 10c

## Moe's Sanitary Feeding Troughs



Accurately stamped with dies. No sharp or rough edges to injure the chicks. Top slides off, so pan is easily filled and cleaned.

No. 21	Length	12 in.	.....	Each	\$ .45
No. 22	"	18 "	.....	"	.65
No. 23	"	24 "	.....	"	.90

## Moe's Single Feeding Troughs



For chicks and growing stock. Accurately stamped with dies. No rough edges, and can be hung on the wall. Sliding top.

No. 55	Length	12 in.	.....	Each	\$ .35
No. 56	"	18 "	.....	"	.45
No. 57	"	24 "	.....	"	.65

## Moe's Double Feeding Troughs



Double trough, with sliding top, easily filled and cleaned. Accurately stamped with dies. No rough edges.

No. 58	Length	12 in.	.....	Each	\$ .50
No. 59	"	18 "	.....	"	.65
No. 60	"	24 "	.....	"	.75

# Moe's Baby Chick Feeders



A great feed saver, and can also be used for water or milk. Accurately stamped with dies. Top fits snugly, yet is easily taken off for filling and cleaning.

No. 11 Diam. 6 in. with 8 holes.....Each \$ .15  
 No. 12 " 8 1/4 " " 12 " ..... " .25

## Bottom Fill Fountains



The round taper shape prevents damage from freezing. Made in two pieces accurately formed. Easily filled and cleaned.

No.	Capacity	Each
19	1 Quart .....	\$ .35
20	2 Quarts .....	.45
24	1 Gallon .....	.70

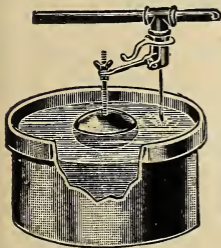
## Brooder Fountain



Occupies but a small space in a corner of the brood coop. Can be hung up off the floor, so baby chicks can not get wet. A simple sanitary fountain, easily cleaned.

No. 0 Capacity 1 Quart  
 Each 45c

## Moe's Automatic Poultry Fountain



An automatic valve and float to regulate the flow of water to a drinking dish. Brass valve, positive in action and will not rust or clog up. Can be attached to a barrel or tank or to an iron water pipe. Threaded for 1/4 in. iron pipe.

No. 30	Valve and float only.....	Each \$ .90
No. 31	Water pan only, Diam. 9 in.....	.40
No. 31A	Valve and pan complete, as shown. "	1.25

## Moe's Celluloid Colored Leg Bands

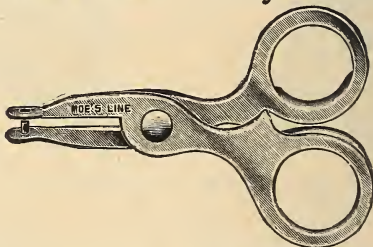


Best quality. Made of Celluloid in Six sizes and Ten colors—White, Black, Dark Blue, Light Blue, Red, Pink, Garnet, Green, Yellow, Purple.



(Sizes)	12 Bands.....	\$ .15
Asiatic	25 Bands.....	.30
American	50 Bands.....	.50
Mediterranean	100 Bands.....	.75
Bantam	500 Bands.....	3.60
	1000 Bands.....	7.00
	12 Bands.....	\$ .10
Pigeon	25 Bands.....	.20
Baby Chick	50 Bands.....	.35
	100 Bands.....	.50
	500 Bands.....	2.25
	1000 Bands.....	4.00

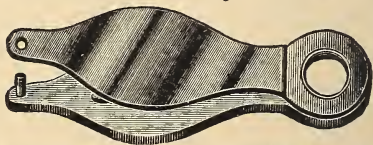
## Moe's Ideal Poultry Punch



A New Improved Punch. Works easily, cuts clean, and does not pinch the foot. Length 3 1/2 in. Nickel plated.

No. 39 Moe's Ideal Punch.....Each 50c

## Moe's Poultry Punch



A popular and practical Punch. Makes a clean perforation and does not bruise the foot.

No. 38 Moe's Punch.....Each 25c

## Moe's Aluminum Leg Bands



No. 130—Aluminum, with extra large raised numbers. Easy to read, adjustable for any size fowl. Quickly applied.

Pkg. of	12	25	50	100	500	1000
Price	.15	.25	.45	.75	3.50	6.00



## Moe's Oat Sprouter



Steel frame, well braced and painted. With six heavy galvanized iron pans which are interchangeable. Provides the very necessary green feed at all seasons. Total Height 3 ft. Size of Pans 16x18 in.

No. 110 Moe's Oat Sprouter.....Each \$6.00

### Pigeon Feeder




A practical economical feeder. The feeding holes are properly spaced. Has slanting bottom so the birds must reach for the food and prevents them billing it out and wasting it.

No. 105—Cap. 3 Qts. ea. \$1.00

No. 106—Cap. 6 Qts. ea. 1.50

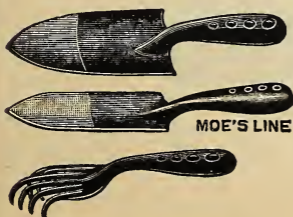
### Vegetable Rack



For holding roots, beets, cabbage, sprouted oats, clover, etc. The round bottom trough catches the small tender leaves, and is easily cleaned.

No. 44 Vegetable Rack  
Each 75c

## Moe's All Steel Garden Trowels and Weeders



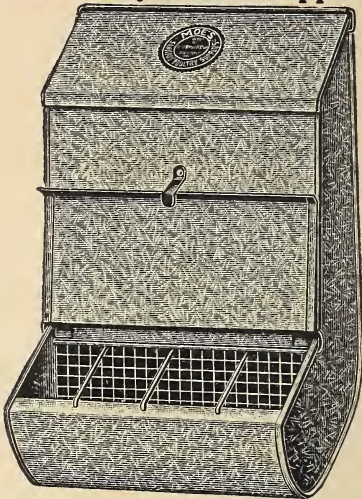
Heavy pressed steel black enamel finish with polished points. No loose wood handles.

No. 80 Garden trowel,  
6 in. blade....Each \$ .35

No. 81 Transplanting  
Trowel .....Each .30

No. 82 Garden Weeder  
.....Each .35

## Moe's Dry Mash Hoppers



A strictly high quality hopper, properly designed. The curved bottom keeps the feed in easy reach, and the taper shape of the hopper prevents the feed from clogging. Height 19 in.

No. 35	Width	8½ in.	.....	Each	\$1.50
No. 36	"	12 "	.....	"	2.00
No. 37	"	24 "	.....	"	2.80

## Moe's Grit and Shell Boxes



A special feed hopper and grit box for baby chicks. Thoroughly well made, no solder used in its construction.


No. 45	Two Compartment.....	Each \$ .45
--------	----------------------	-------------



Economical and practical for feeding grit, shells etc., keeps the fowls in prime healthy condition.

No. 9	Three Compartment.....	Each \$1.00
No. 90	Four.. "	1.35

## Scraper and Cleaner



For cleaning brood coops, dropping boards, etc. It gets into the corners.

No. 47	Cleaner	Each 20c
--------	---------	----------

## Water and Feed Cup



Fine for Exhibition coops. Capacity about 1 Pint.

No. 61	Galvanized Cup	Each 18c
--------	----------------	----------

# Pratts,

## POULTRY REGULATOR

SATISFACTION GUARANTEED OR MONEY BACK

Healthy birds and lots of eggs, the two big things in poultry raising usually follow the use of

**Pratts,**

### Poultry Regulator

It builds up vitality, promotes sound digestion, sharpens appetite, thus helping to put birds into condition for heavy egg laying or winning blue ribbons.

Given to breeding stock it increases the fertility of eggs, strong in vitality, that will hatch chicks that will grow. Use it if you want big hatches of healthy chicks that will develop into husky pullets and cockerels.



PRATTS is the original Poultry Regulator of America and is in use by the most successful poultry raisers everywhere. It will help prevent many of the common poultry ailments. It will greatly improve turkeys, geese, ducks, pigeons and guineas.

Packages 25c., 50c., \$1.10: 12-lb. pails, \$1.65; 25-lb. pails, \$2.50; 100-lb. drums, \$10.00.

Get rid of lice on your poultry, in nests, dustbaths, incubators and elsewhere, by using



**Pratts**

### Powdered Lice Killer

Effective, non-irritating. It quickly kills lice on little chicks, big chicks, setting hens and incubator chicks. It rids horses, cattle, hogs, dogs and cats of lice and destroys ticks on sheep. It destroys many insects and bugs on vines, plants and flowers. Drives out moths from closets, furniture, carpets and clothing.

If poultry keepers would regularly spray the chicken houses, roosts, dropping boards and utensils with

**Pratts**

### Poultry Disinfectant

most common troubles would vanish.

Three times as powerful as crude carbolic acid. A sure deodorizer, germicide and liquid lice killer.

Use it to aid in the relief of roup, colds and other contagious diseases.

Quart, 55c.; half-gallon, 95c.; gallon, \$1.60.



Bronchitis in poultry is fatal in a few days unless promptly checked with



**Pratts** **Bronchitis Tablets**

This is safe and quick and will usually save your birds. Improvement is almost immediate, the suffering being relieved in a short time. This remedy is put up in tablet form so that individual treatment can be given when desired.

25c. and 50c.

A treatment for ailments sometimes mistakenly confused with "cholera," and a "guaranteed or money back" article is

**Pratts** **Special Compound**

It is administered in the drinking water and will be found of great value in aiding in the relief of indigestion, sour crop, dysentery, diarrhea and bowel trouble.

25c. and 50c.



**Pratt's**

# Poultry Preparations FLY CHASER SERVICE DEPARTMENT

SATISFACTION GUARANTEED OR MONEY REFUNDED



**T**HE Poultry Service Department of the Pratt Food Company is **free** to you. Their experts are ready to assist you on any and every poultry subject. This service applies also to horses, cows, hogs and sheep. Experienced veterinarians will give you prompt information about any disease with which your stock may be troubled. Do not hesitate to use this **free** service. Address all letters to PRATT FOOD COMPANY, Service Department, Phila., Pa.



Kill the head lice or the head lice will kill your baby chicks. Even if by chance the chicks survive, they are sure to be left in a weakened condition, a prey to many other diseases.

### Pratt's Head-Lice Ointment

kills the head lice instantly. It soothes, heals, is safe to use on all parasitic diseases.  
35c. tins.

To help overcome a most troublesome disease and one attended by serious after effects, use

### Pratt's Distemper and Pink-Eye Preparation



It goes direct to the cause of the disease, purifies the blood, prevents weakening of the internal organs caused by impure blood or poisoning by absorbing the impure matter from the abscesses. It is free from poisons and does its work quickly.

70c. a bottle.



Help cure that "heavy horse." One day is time enough to show improvement with

### Pratt's Heave, Cough and Cold Preparation

A remedy to aid in the relief of heaves, coughs, colds and catarrh. Restores natural breathing, tones up the digestive organs, strengthens the lungs, soothes the nerves, purifies the blood and allays inflammation

50c.

Scaly leg is an annoying disease, impairing vitality and speedily ruining the appearance of affected birds.

### Pratt's Scaly-Leg Ointment

Usually affords relief in a few days. It kills the parasites which cause the trouble and promotes a new, healthy growth of skin to take the place of the diseased parts.

35c. and 70c.



Milking trouble due to caked bag, sore teats, bunches and inflammation quickly reduced by using

### Pratt's Bag Ointment

Its penetrating, soothing and cooling qualities give relief. Use it freely for injuries to the udder, caused by scratches, blows or kicks or from being overdistended with milk, when delay may destroy the cow's value as a milker. Satisfaction guaranteed or money back.

In boxes, 40c. and 80c.




Give comfort to horses, cows and all other live stock in fly time by spraying them with

### Pratt's Fly Chaser

It is guaranteed to be unequalled as a fly repellent. It has long efficiency, will not blister, remove the hair or damage the hide. Insures comfort at milking time for the cow and safety for the milker. Does not taint the milk or gum the hair.

Half-gallon, 85c.; gallon, \$1.35.



# Poultry and Stock Feeds and Remedies

We carry at all times a full line of all requisites for the successful poultry raiser, and each item especially selected for its superiority and quality. Lack of space prevents proper description here, but we are in a position to take care of your needs. The market on feeds being unsettled, it is impossible to name definite prices for any future date. Write for prices when ready to buy.



**Scratch Feed.**—An evenly balanced ration mixed from sound, clean and bright grains in just the right proportions. Feed with Egg Mash for maximum production at minimum cost. We carry several grades.

**Acready Buttermilk Egg Mash.**—Scientifically formulated from meat scraps, linseed oil, meal, bran, corn meal, middlings, alfalfa meal, buttermilk, etc. It contains over 20 per cent of the essential digestible protein so necessary for egg production.

**Blatchford's Milk Mash.**—The feed that combines every body-building and health promoting element required by baby chicks for rapid and natural development and growth. It is a perfectly balanced combination of milk, milk substitutes, meat, fish and grains—properly ground and cooked for easy digestion. Starts, grows, matures, or fattens. Prevents white diarrhoea, bowel trouble, leg weakness. Contains no drugs or tonics.

**Pratt's Buttermilk Baby Chick Food.**—A largely predigested baby food for baby chicks. Guaranteed to raise every livable chick. Costs a cent a chick for three weeks. Prevents leg weakness, white diarrhoea, "pasting up," and other chick diseases.



**Alfalfa Meal.**—This is alfalfa clover, cured green and cut fine for poultry.

**Meat Meal or Beef Scrap.**—One of the essential egg-producing feeds. This feed has long been recognized as absolutely necessary to fowls, especially laying hens, during the winter months, used both in mash feeds and alone.

**Crushed Oyster Shell.**—Should be kept available for fowls at all times, forms egg shells and keeps stock healthy.

**Poultry Grit.**—This is essential in the poultry yard to aid digestion and keep the fowls in healthy condition.

**Charcoal.**—Aids digestion, purifies the blood and generally promotes good health and vigor of your birds.

**Pure Wheat Middlings and Bran.**—We carry only the best grade.

**Ground Oats.**—For poultry and stock.

**Molasses Feed.**—This feed is made to meet the needs of all draft animals; contains the elements that build up muscle and tissue in large, consistent proportions. Composed of alfalfa, molasses, and heavy grain mixture.

**Larro Dairy Feed.**—Is made from corn gluten feed, cotton seed meal, linseed oil meal, dried beet pulp, wheat bran, wheat middlings and salt; making an excellent balanced dairy ration. Test it to obtain more and better milk.

**Dried Beet Pulp.**—A succulent vegetable feed, bulky, palatable laxative, easily digested and rich in carbohydrates for cows.

**Cotton Seed Meal.**—The most economical source of protein for daily feed.

**Cottonteed Hulls.**—Bulky vegetable feed for feeding with cottonteed meal for cattle.

## POULTRY AND ANIMAL REGULATORS AND REMEDIES.

**Pratt's Poultry Regulator.**—Price—50 cts. and 25 cts.

**Pratt's Powdered Lice Killer.**—Price 25 cts. and 15 cts.

**Pratt's Roup Remedy.**—Tablets or Powder—Price—25 cts.

**Pratt's Poultry Disinfectant.**—Price—55 cts.

**Pratt's White Diarrhoea Remedy.**—Price 15 cts.

**Pratt's Gape Remedy.**—Price—30 cts.

**Pratt's Animal Regulator.**—Price 50 cents and 25 cts.

**Pratt's Sore Head and Chicken Pox Remedy.**—Price—35 cts.

**Pratt's Special Remedy.** (for Cholera)—Price—25 cts.

**Pratt's Head Lice Ointment.**—Price—35 cts.

**Pratt's Scaly Leg Ointment.**—Price—35 cts.

**Pratt's Healing Ointment and Powder.**—Price—30 cts.

**Pratt's Bag Ointment for cows.**—Price—40 cts.

**Pratt's Pink Eye Remedy.**—Price—70 cts.



**Pratt's Worm Powder.**—Price—50 cts.

**Pratt's Heave, Cough, and Cold Cure.**—Price—50 cts.

**Pratt's Veterinary Colic Remedy.**—Price—75 cts.

**Pratt's Cow Remedy.**—Price—60 cts.

**Pratt's Fly Chaser.**—Price 85 cts.

**Pratt's Hog Tonic.**—Price—\$1.00 and 50 cts.

**National Hog Remedy.**—Price—\$1.00.

**MacNair's Chicken Powder.**—Life to chickens and turkeys; death to hawks. Price—\$1.00.

**Pratt's Egg Preserver.**—Price—50 cts.

**Dr. Hess Poultry Pan-acea.**—Price \$1.50, 75 cts., and 25 cts.

**Dr. Hess Stock Tonic.**—Price—50 cts. and 25 cts.

**Dr. Hess Instant Louse Killer.**—Price—25 cts.

**Dr. Hess White Diarrhoea Remedy.**—Price—25 cts.

**Dr. Hess Roup Remedy.**—Price—25 cts.

**Dr. Hess Dip and Disinfectant.**—Price 60 cts.

**Dr. Hess Fly Chaser.**—Price—50 cts.

**Blackman's Medicated Salt Brick.**—Price—25 cts.

Write for prices on larger quantities.

# BUXTON WHITE


QUALITY SEEDS

15 SO. WATER ST., ELIZABETH CITY, N.C.


Golden Bantam Corn



Crosby's Egyptian Beet



Defender Cantaloupe

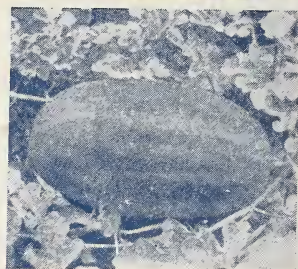


Matchless Tomato




Ten  
Packets  
one of  
each  
Variety  
postpaid


Keckley Sweet Watermelon



Early Jersey Wakefield  
Cabbage



Early White Bush Squash



Long Green Cucumber



Stringless Green Pod Beans



Early Scarlet Turnip Radish



THE LIVE SEED HOUSE

