

Historic, archived document

Do not assume content reflects current scientific knowledge, policies, or practices.

62.97

1923

JAN 6 1923


Dallwig's Seed Book



D. N. Shoemaker

1923

W. E. DALLWIG
MILWAUKEE



Dallwig's Seed Book

.. FOR NINETEEN HUNDRED AND TWENTY - THREE ..

. The First Essential .

in seeds is quality. For 40 years the uniformly good quality of our general stocks has been acknowledged by critical gardeners. No trouble or expense is spared in the production, maintenance, and selection of these stocks, to obtain the highest possible quality, and to produce strains that shall meet the various requirements of the most exacting trade. Most of these stocks are the result of many years of continuous careful selection

W · E · DALLWIG
· MILWAUKEE ·



General Directions to Correspondents

Terms. Our terms are strictly cash with order. Our goods being of first quality, and very moderate in price, we must request our customers to ask no credit.

How to Send Money. We prefer that remittances be made by Postal Money Order or Express Money Order. Postage stamps in small amounts are taken as cash, but they must be sent so they will not stick together. If personal checks are sent, the cost of exchange should be added. Letters containing cash should always be registered.

Name and Address. Please remember to write very plainly your Name, Post Office, County and State; also give street number, P. O. Box, or rural route, if any; also nearest express office.

Forwarding. We prepay at our option (mail or express) all flower and vegetable seeds in packets and ounces. Where bought in quantities exceeding one ounce, and on all plants, bulbs, tools, etc., add postage at parcel post rates. All small packages of seeds, bulbs, and plants, weighing 8 ounces or less, can be sent at the special rate of 1 cent for each 2 ounces or fraction to all parts of the United States; over 8 ounces at zone rates. Seed orders over 5 pounds in weight going to the 5th zone and beyond, will travel more cheaply by express than by mail.

Prompt Delivery. We try to ship all orders the same or the next day after they are received, but during the busy season slight delays may sometimes occur; for these we ask your kind indulgence. It will greatly facilitate shipments if customers will send in their orders as soon as possible after receipt of catalog.

Plant and Tree Orders. All trees, shrubs, and hardy plants are shipped as soon as weather permits. Tender plants, for bedding, etc., are shipped after danger from frosts is past, usually after May 15th.

Packing. No charge is made for boxes or packing, except on trees and shrubs. We charge only for two-bushel cotton bags at cost, and if returned in good condition, free of expense, they will be credited as charged.

Non-Warranty. It is manifestly impracticable to guarantee results of any perishable article, especially one like seeds, for this would mean to guarantee all kinds of gardening, all kinds of weather, and all kinds of soil. Seeds of the best quality will sometimes fail, due to causes entirely beyond our control, such as: sowing too deep or too shallow, in too wet or too dry soil; insects destroying the plants as soon as, or before, they appear above the ground; cold or dry air checking the growth of young plants, or destroying them entirely. For all these reasons it is impossible to guarantee results, and, in common with all American seed houses, we must, therefore, disclaim all responsibility as to the results obtained from any stock we send out, as per the following non-warranty: We give no warranty, express or implied, as to description, quality, productiveness, or any other matter of any Seeds, Bulbs, or Plants we send out and we will not be in any way responsible for the crop. If the purchaser does not accept the goods on these terms and conditions, they must be returned at once, and the money that has been paid for the same will be returned.

At the same time we hold ourselves in readiness, on proper proof, to replace all seed that may prove untrue to name free of charge, or refund the amount paid, but it is mutually understood and agreed to between the purchaser and ourselves, that we shall in no case be liable for any sum greater than that originally received by us for said seeds.

Prices subject to change without notice.

Directions For Making a Hot-Bed

The best material that is easily available is fresh horse manure, containing a liberal quantity of straw bedding. The manure should be forked over, shaken apart, and if dry, watered and allowed to stand a few days and then be forked over again, piled and allowed to heat a second time, the object being to get the whole mass into a uniform degree of fermentation, and as soon as this is accomplished, it is fit for use.

When everything is ready, the manure is placed in the pit, carefully shaking out and spreading each forkful, and repeatedly treading down the manure, to make the bed as uniform as possible in solidity, composition, and moisture. Unless this is carefully done, one portion will heat more quickly than the rest, and the soil will settle unevenly, making it impossible to raise good plants.

The manure should be packed to a depth of about two feet. Then put on the frame and sash. The frame should be made of sound one-inch lumber, the back twelve to fourteen inches high, the front ten to twelve. The bed completed and the frame and sash placed, fresh manure should be carefully packed around the outside of the frame to the very top. The heat will soon rise to 100 degrees or more, which is too hot to sow the seed; but in two or three days, with the sash partially open to allow the steam and rank heat to pass off, the temperature will subside to 90 degrees or a little less, when the soil may be put on to a depth of six or eight inches. The soil should be light and friable, and care should be taken that it is dry.

Air must be given every mild day by raising the sash at the back. Water with tepid water whenever necessary, and during cold nights and snowstorms, keep covered with mats or board shutters. The details of management must be learned by experience, but may be easily acquired by anyone who gives the matter careful attention.

Directions For Making a Cold-Frame

A cold-frame is a simple construction of boards for wintering over young plants, rendering them so hardy, that they may be set out in the spring several weeks ahead of the tender, spring-sown seedlings, thus assuring a supply of extra early vegetables and flowers. Not only can the spring season be hastened, but the autumn season may be prolonged as well.

Select a dry, southern exposure, form a frame from four to six feet wide, and as long as required. The back should be fourteen to eighteen inches high, and the front eight to twelve, with a cross-tie every three feet. The frame may be covered with sash or cloth. Seeds of vegetables to be wintered, sown in open early in September, will be ready to plant in cold frames about the last of October. The soil should be well prepared and smoothly raked before planting.

The sash should be taken off during the day, when the weather is above the freezing point. Except in severe weather, admit air freely by keeping the sash raised two or three inches at one end during the day, otherwise the temperature will become too high in the frame, causing the plants to become tender. When the weather is extremely cold, cover the sashes at night with straw mats or with blankets.

The cold-frame and hot-bed are certainly worthy of wider use and attention than they now enjoy.



Price List of Vegetable Seeds

ASPARAGUS				Pkt.	Oz.	¼ lb.	
Bonvallet's Giant.....	\$0.05	\$0.15	\$0.40				
Conover's Colossal.....	.05	.10	.30				
ROOTS				Doz.	100	1000	
Washington No. 4.....	\$0.60	\$3.00	25.00				
Conover's Colossal.....	.20	1.25	9.00				
Bonvallet's Giant.....	.25	1.60	12.00				
BEANS				Pkt.	lb.	10 lbs.	
Bountiful.....	\$.05	\$0.35	3.00				
Stringless Green Pod.....	.05	.35	3.00				
Extra Early Refugee.....	.05	.35	3.00				
Late Refugee, or 1000 to 1.....	.05	.35	3.00				
Fordhook Bush Lima.....	.05	.45	4.00				
Broad Windsor.....	.05	.45	4.00				
Sure Crop Wax.....	.05	.35	3.00				
Wardwell's Early Wax.....	.05	.35	3.00				
Stringless Kidney Wax.....	.05	.35	3.00				
Davis Wax.....	.05	.35	3.00				
Michigan White Wax.....	.05	.35	3.00				
Hodson Wax.....	.05	.35	3.00				
Improved Golden Wax.....	.05	.35	3.00				
Kentucky Wonder, or Old Homestead.....	.05	.35	3.00				
Scarlet Runner.....	.05	.40	3.50				
Carpenteria Pole Lima.....	.05	.35	3.25				
Kentucky Wonder Wax.....	.05	.40	3.50				
BEETS				Pkt.	Oz.	¼ lb.	
Extra Early Egyptian.....	\$0.05	\$0.15	\$0.40				
Early Wonder.....	.05	.15	.40				
Crosby's Egyptian.....	.05	.15	.40				
Detroit Dark Red Turnip.....	.05	.15	.40				
Chicago Market.....	.05	.15	.40				
Half Long Blood.....	.05	.15	.40				
Swiss Chard, or Summer Spinach, Zurich.....	.05	.15	.40				
Swiss Chard, Giant Lu- cullus.....	.05	.15	.40				
SUGAR BEETS				Oz.	¼ lb.	lb.	
Vilmorin's Improved.....	\$0.10	\$0.25	\$0.75				
Klein Wanzleben.....	.10	.25	.75				
Giant Feeding Sugar Beet or Half Sugar Mangel.....	.10	.25	.75				
MANGEL WURZEL							
Mammoth Long Red.....	.10	.25	.75				
Golden Tankard.....	.10	.25	.75				
Danish Sludstrup.....	.10	.25	.75				
BRUSSEL SPROUTS				Pkt.	Oz.	¼ lb.	
Amager Market.....	\$0.05	\$0.25	\$0.75				
CABBAGE							
Early Jersey Wakefield— Select.....	.05	.30	1.00				
Copenhagen Market.....	.10	.40	1.25				
Glory of Enkhuizen.....	.05	.30	1.00				
Hollander—Select.....	.10	.40	1.25				
Flat Dutch.....	.05	.30	.90				
Chinese Cabbage.....	.05	.30	1.00				
RED CABBAGE							
Dallwig's Early Dark Red.....	.05	.30	1.00				
Kissendrup.....	.10	.40	1.25				
Large Red Hollander.....	.05	.30	1.00				
SAVOY CABBAGE							
Early Dwarf Ulm.....	.05	.35	1.00				
Blumenthaler.....	.05	.35	1.00				
Des Vertus.....	.05	.35	1.00				
CAULIFLOWER				Pkt.	¼ Oz.	¼ Oz.	
Haage's Earliest Dwarf.....	\$.25	\$.85	\$ 1.50				
Extra Early Dwarf Er- furt.....	.10	.60	1.00				
Early Snowball.....	.10	.60	1.00				
Danish Perfection.....	.10	.60	1.00				
CARROTS				Pkt.	Oz.	¼ lb.	
Half Long Scarlet Nantes.....	\$0.05	\$0.15	\$0.40				
Select Chantenay.....	.05	.15	.40				
Ox Heart, or Guerande.....	.05	.15	.40				
Select Orange Danvers, Half Long.....	.05	.15	.40				
Mastodon.....	.05	.10	.30				
CELERIAC							
Large Smooth Prague.....	.05	.35	1.00				
Delicatess.....	.10	.50	1.50				
CELERY							
Golden Self Blanching.....	.10	.40	1.50				
White Plume.....	.05	.30	.85				
Evan's Triumph.....	.05	.25	.75				
Winter Queen.....	.05	.30	1.00				
Columbia.....	.10	.50	1.50				
CHERVIL							
Chervil.....	.05	.20	.50				
CHICORY							
Witloof.....	.05	.30	1.00				
CORN SALAD							
Broad Leaved.....	.05	.15	.50				
CRESS							
Curled, or Pepper Grass.....	.05	.10	.30				
CORN				Pkt.	lb.	10 lbs.	
Whipple's Early.....	\$0.05	\$0.25	\$2.25				
Charlevoix.....	.05	.30	2.75				
Golden Bantam.....	.05	.30	2.50				
Mammoth White Cory.....	.05	.25	2.25				
Country Gentleman.....	.05	.25	2.25				
Stowell's Evergreen.....	.05	.25	2.25				
Black Mexican.....	.05	.30	2.50				
Early Evergreen.....	.05	.30	2.50				
Bantam Evergreen.....	.05	.25	2.25				
CUCUMBERS				Pkt.	Oz.	¼ lb.	
Chicago Pickling.....	\$0.05	\$0.15	\$0.40				
Jersey Pickling.....	.05	.15	.40				
Early White Spine.....	.05	.15	.40				
Evergreen White Spine.....	.05	.15	.40				
Davis Perfect.....	.05	.15	.40				
Nichol's Medium Green.....	.05	.15	.40				
Improved Long Green.....	.05	.20	.60				
Giant Pera.....	.05	.15	.50				
Japanese Climbing.....	.05	.15	.50				
Early Fortune.....	.05	.15	.50				
EGG PLANT							
Improved Large Purple.....	.10	.60	2.00				
ENDIVE							
Dallwig's Yellow Curled.....	.05	.15	.50				
Yellow Broad Leaved.....	.05	.15	.50				
Dallwig's Green Curled.....	.05	.15	.50				
Green Broad Leaved.....	.05	.15	.50				
GARLIC				lb.			
HORSE RADISH				Doz.	100	1000	
Bohemian.....	\$0.15	\$1.00	\$9.00				
HERBS				Pkt.	Oz.	¼ lb.	
Anise.....	\$0.05	\$0.20	\$0.60				
Asperula Odorata (Wald- meister).....	.10				



HERBS	Pkt.	Oz.	¼ lb.
Borage.....	\$0.05	\$0.20	\$0.60
Basil, Sweet.....	.05	.25	.75
Caraway.....	.05	.10	.30
Catnip.....	.05
Chamomile.....	.10
Chervil.....	.05	.20	.50
Coriander.....	.05
Dandelion.....	.10
Dill.....	.05	.10	.30
Fennel, Sweet.....	.05	.15	.50
Lavender.....	.05	.40
Marjoram, Sweet.....	.05	.30	1.00
Peppermint.....
Pimpinella.....
Poppy.....	.05	.10	.90
Rosemary.....	.10	.60
Saffron.....	.05
Sage.....	.05	.35
Savory, Summer.....	.05	.30	.85
Sorrel.....	.05	.20	.60
Spirmint.....
Taragon.....	.10
Thyme.....	.10	.60
Wormwood.....	.05	.35
KALE			
Dallwig's Dwarf Green Curled.....	.05	.15	.50
KOHLRABI			
Dallwig's Star of the Market.....	.05	.40	1.25
Dallwig's Purple Star of the Market.....	.05	.40	1.25
Early White Vienna.....	.05	.30	1.00
Early Purple Vienna.....	.05	.30	1.00
Large Late Green.....	.05	.25	.75
Large Late Purple.....	.10	.40	1.25
Dallwig's Reselected Star of the Market.....	.10	.60	2.00
LEEK			
Giant Carentan.....	.05	.25	.75
LETTUCE			
Black Seeded Simpson—Select.....	.05	.15	.50
Grand Rapids—Select.....	.05	.15	.50
May King, Reselected.....	.05	.15	.50
Stubborn Headed Yellow (Trotzkopf).....	.05	.20	.60
Stubborn Headed Brown.....	.05	.20	.60
Iceberg.....	.05	.15	.50
Wayahead.....	.05	.15	.50
Mammoth Black Seeded Butter.....	.05	.15	.50
Big Boston—Select.....	.05	.15	.50
All Seasons.....	.05	.15	.50
Golden Spotted Trout.....	.05	.20	.60
Express Cos.....	.05	.15	.50
MUSK MELON			
Rocky Ford.....	.05	.15	.40
Extra Early Hackensack.....	.05	.15	.40
Osage Extra Early.....	.05	.20	.60
Tip Top.....	.05	.15	.40
Milwaukee Market.....	.05	.25	.75
Irondequoit.....	.05	.25	.75
WATER MELON			
Harris' Earliest.....	.05	.10	.30
Sweet Heart.....	.05	.10	.30
Preserving Citron.....	.05	.10	.30
MUSTARD			
Southern Giant Curled.....	.05	.10	.25

MUSHROOM SPAWN	Brick	10 Br.	25 Br.
Pure Culture.....	0.35	3.00	7.00
OKRA			
White Velvet.....	Pkt. \$0.05	Oz. \$0.10	¼ lb. \$0.30
ONIONS			
Southport Red Globe.....	.05	.25	.75
Michigan Yellow Globe.....	.05	.25	.75
Mammoth Yellow Prize-taker.....	.05	.25	.75
Southport Yellow Globe.....	.05	.25	.75
White Portugal.....	.05	.25	.75
Ailsa Craig.....	.10	.50	1.50
Southport White Globe.....	.05	.25	.75
White Queen.....	.05	.30	.90
White Barletta.....
White Bunching.....
White Welsh.....	.05	.30	.90
ONION SETS			
Write for Prices.			
PARSLEY			
Champion Moss Curled.....	.05	.15	.40
Turnip Rooted, Early Thick.....	.05	.15	.40
PARSNIP			
Intermediate.....	.05	.15	.40
PEANUTS			
Mammoth Virginia.....05	1.00
PEPPER			
Long Red Cayenne.....	.10	.50	1.50
Large Bell, or Bull Nose.....	.10	.50	1.50
Royal King.....	.10	.60	2.00
Pimiento.....	.10	.50	1.50
PUMPKIN			
Sugar Pie.....	.05	.15	.50
Connecticut Field.....	.05	.10	.35
PEAS			
Peter Pan.....	Pkt. \$0.05	1 lb. \$0.35	10 lb. \$3.25
Little Marvel.....	.05	.35	3.25
Pioneer.....	.05	.35	3.25
Laxtonian.....	.05	.35	3.25
Gradus.....	.05	.35	3.25
Thomas Laxton.....	.05	.35	3.25
Improved Telephone or Alderman.....	.05	.35	3.25
Melting Sugar. Edible pods.....	.05	.35	3.25
Improved Early Giant Sword.....	.10	.50
Fuerst Bismarck.....	.10	.50
POTATOES			
Write for Prices.			
RADISH			
Early Scarlet Globe, Selected Stock.....	\$0.05	\$0.15	\$0.50
Early Scarlet Turnip, White Tipped.....	.05	.15	.50
French Breakfast.....	.05	.15	.50
Dallwig's 20 Day.....	.05	.15	.50
Crimson Giant.....	.05	.15	.50
Long Scarlet, Short Top.....	.05	.15	.50
Earliest White Turnip.....	.05	.15	.50
Icele.....	.05	.15	.50
Delicatess.....	.05	.15	.50
Golden Dresden.....	.05	.15	.50
Dallwig's Oval Shaped Golden Yellow.....	.05	.15	.50
White Strassburg.....	.05	.15	.50
Giant White Stuttgart.....	.05	.15	.50



	Pkt.	Oz.	¼ lb.	lb.
RADISH				
Reselected White Munich	\$0.05	\$0.20	\$0.60	
Oval Shaped Gray-Black Summer No. 1	.05	.20	.60	
Oval Shaped Gray Summer No. 2	.05	.20	.60	
Long Black Spanish	.05	.15	.50	
Half Long Black Spanish	.05	.15	.50	
Round Black Spanish	.05	.15	.50	
Long White Winter	.05	.15	.50	
Scarlet China	.05	.15	.50	
RUTABAGA				
Improved Purple Top	.05	.10	.30	
RHUBARB				
Victoria	.05	.20	.50	
SALSIFY				
Mammoth Sandwich Island	.05	.25	.80	
SCORZONERA OR BLACK SALSIFY				
Improved Giant	.05	.35		
SPINACH	Pkt.	¼ lb.	lb.	
Improved Thick Leaved	\$0.05	\$.20	\$0.60	
Triumph	.05	.20	.60	
Victoria	.05	.20	.60	
Giant Thick Leaved "Fill Basket"	.05	.25	.75	
Antvorskov	.05	.25	.75	
New Zealand	.05	.30	1.00	
Swiss Chard, Zurich	.05	.40	1.25	
Swiss Chard, Lucullus	.05	.40	1.25	

	lb.	Pkt.	Oz.	¼ lb.
SUNFLOWER				
Mammoth Russian	\$0.25			
SQUASH				
Early Mammoth White Bush	\$0.05	\$0.15	\$0.50	
Giant Summer Crookneck	.05	.15	.50	
Hubbard	.05	.15	.50	
Warted Hubbard	.05	.15	.50	
Vegetable Marrow	.05	.20	.60	
TOMATO				
John Baer	.05	.40	1.50	
Bonny Best	.05	.35	1.25	
Sparks' Earliana	.05	.35	1.25	
Chalk's Early Jewel	.05	.35	1.25	
Early Detroit	.05	.40	1.50	
Feauty	.05	.35	1.25	
Cream City	.05	.35	1.25	
Dwarf Champion	.05	.40	1.50	
Golden Queen	.05	.35	1.25	
Matchless	.05	.35	1.25	
Ponderosa	.10	.50	1.50	
Yellow Plum	.05	.35	1.25	
Husk Tomato, or Ground Cherry, Yellow	.05	.35	1.25	
TURNIP				
Purple Top White Globe	.05	.15	.40	
White Egg	.05	.15	.40	
Purple Top, Strap Leaved	.05	.15	.40	
TOBACCO				
Connecticut Seed Leaf	.05	.50	1.50	
Havana	.05	.50	1.50	

Planning the Vegetable Garden

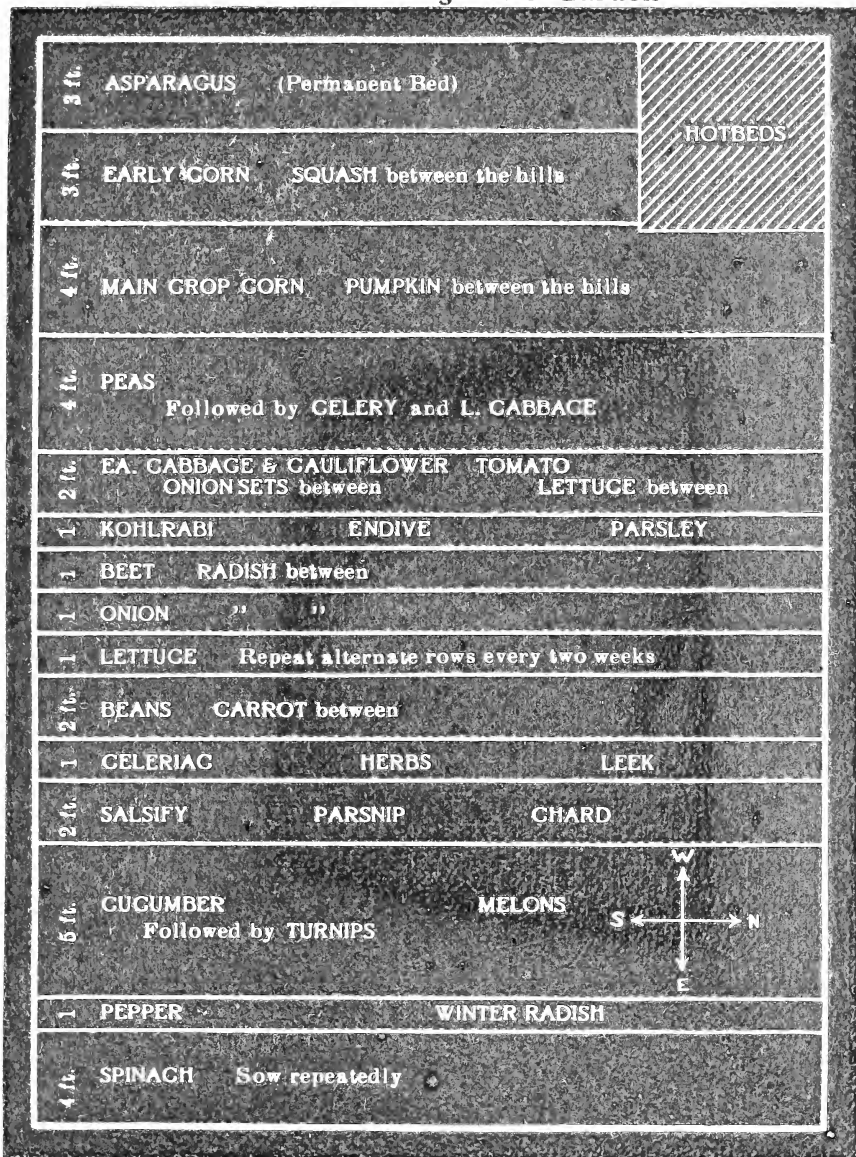
We have arranged the small vegetable garden shown on the opposite page to meet the requirements of those who have but a limited space at their command and who wish, nevertheless, to harvest the maximum of crops from their plot. This can be done only by "companion cropping", or "crop rotation", which means economy of space by taking two crops almost simultaneously or successively from the same ground. Thus radish may be planted between onion or beet, as by the time these need hoeing the radish crop is taken off; or lettuce may be planted with tomato, a crop of turnip may follow cucumber, etc. A succession of lettuce or radish may be had by planting alternate rows every two weeks.

The plan here suggested may be varied to meet each gardener's individual needs or preferences. It is advisable however to get everything into long rows; wide beds are out of date; hoeing and cultivating is so much easier and more thorough where the row system is employed. Hoe, cultivate, or rake the soil about once a week. Thus the weeds will be killed before they have a chance to grow. It is much easier to rake a garden every few days, than to hoe big weeds once a month.

Plan your garden on paper, drawing a diagram to scale. There is nothing difficult about this, and it is an extremely interesting and fascinating study. Use the plan on the opposite page as a guide and adapt it to your own garden, filling in the spaces with your own favorite vegetables, making and re-making it until you are satisfied that you are going to get the very maximum of possible returns. A little thoughtful planning will prove profitable, and prevent many exasperating oversights.



A Plan for a Vegetable Garden





HIGH-GRADE VEGETABLE SEEDS

Neither trouble nor expense is spared in the production, maintenance, and careful selection of these stocks, to obtain the highest possible quality, and to produce strains that shall meet the various requirements of the most exacting trade. Most of these stocks are the result of many years' continuous selection and crossing by some of the largest and most successful plant breeders in the world, and, we think, represent the best in their various types.

FOR PRICES OF VEGETABLE SEEDS SEE PAGES 4 TO 6

Asparagus

Asparagus may be grown either from seeds or plants, the latter method being the quicker and easier one. Seed should be sown in light, rich, sandy soil, in rows 15 inches apart, and 1½ inches deep, the plants afterwards thinned to stand about 3 inches apart. It is well to apply liquid manure between the rows of young plants. In setting plants, use one or two year old roots, as these invariably produce larger and more numerous shoots than older plants, and yield a profitable crop for a longer period. Spade or plow deeply the area of the proposed bed in late fall or early winter, and spread a good compost of well-rotted manure broadcast. In the spring work this into the ground and harrow the surface carefully.

Spring is the best time to plant asparagus. As early as the condition of the ground permits, dig trenches 3 feet apart and 8 to 12 inches deep. Into these furrows set the plants 15 to 18 inches apart. The rows should be run north and south, to secure the full benefit of the sunshine. Cover the plants with about 3 inches of light soil, thus leaving them in a depression, which will be gradually filled during the summer. Keep down the weeds and cultivate the soil frequently during the summer. In autumn, after the tops are fully matured, they should be cut and burned.

Early in the spring of each year, after the plants are old enough to cut, there must be a ridge made over the rows, to blanch the shoots, if white asparagus are wanted. After cutting has ceased, either manure in the trench between the ridges, or harrow down the ridges and broadcast manure. Cutting should be done every day, and should cease in 6 or 8 weeks, to give the roots a chance to recuperate. As soon as the berries are fully colored, cut off the tops to avoid the drain upon the roots of maturing seed.


DISEASES AND REMEDIES:—Asparagus is subject to rust. It may be checked by spraying with Bordeaux after the cutting season is over, but the most effectual means of controlling the disease is by burning all affected stalks.

INSECTS:—The principal insect enemies of asparagus are two beetles. Dust with Slug Shot, and after the cutting season spray with Arsenate of Lead.

—**Bonvallet's Giant.** Produces the highest quality of white asparagus, outclassing all others. Vigorous and healthy, remarkably rust-resisting, and usually produces a year in advance of others. The cutting period is longer than with others, as the stalk-crowns do not divide until quite tall.

—**Palmetto.** An early and prolific variety with thick, dark green shoots.

—**Washington.** Rust resistant, high yielding, large shoots. Carefully bred.



Asparagus, Bonvallet's G ant

Beans

There is hardly another vegetable which will give the amateur gardener a greater return from a given area of ground than beans. Beans are very sensitive to both cold and wet, and it is useless to plant them before the ground is dry and warm. Plant in rows, dropping the seed about 5 inches apart, in drills 3 inches deep and 2½ feet apart. Hill the rows slightly to insure drainage. Cultivation should be frequent, but shallow, until the plants begin to bloom, but only when the foliage is dry, for if disturbed when wet, the vines will rust. One pound will plant 50 feet of drill. Plant every two weeks for a succession.

DISEASES AND REMEDIES:—Anthracnose is the worst disease of beans. It is caused by a fungus, and as a safeguard against increasing its ravages, do not cultivate, hoe, or pick beans while the vines are wet.

DWARF WAX PODDED VARIETIES

Arranged in their order of earliness

—**Improved Golden Wax.** This is one of the earliest and best dwarf sorts for the home market and private gardens. The plants are erect, compact, and very productive. The pods are of medium length, four and one-half to five inches, nearly straight, broad, flat, golden yellow, very fleshy and wax-like.

—**Sure Crop Wax.** An extra early, perfectly stringless, flat wax bean. Resembles Currie's Rust Proof, but is to be preferred to that variety because Sure Crop is stringless. We are therefore no longer listing the older sort. The pods are long and of golden yellow color, which they assume while still very small. Hardy and very prolific; seed black.

—**Wardwell's Kidney Wax.** One of the best early wax beans. It is almost entirely free from rust. The pods are long and showy, very tender, and of excellent quality, and assume a rich golden yellow color.

—**Davis Kidney Wax.** The most hardy and productive wax bean. The pods are long, white, straight, crisp, and tender. The vine is rustless and very vigorous, bearing the pods in clusters; seed kidney-shaped and white. For canning this is unexcelled on account of the purity of the pod and bean.




—**Stringless Kidney Wax.** Erect, bushy habit, 18 to 20 inches high; pods a rich creamy white, six to seven inches long, somewhat flattened but very thick and fleshy; stringless and of excellent quality.

—**Hodson Wax.** The plants are well loaded with long, straight, handsome pods. White not of such excellent quality as the other sorts we offer, this variety is very well adapted for market gardeners; rather late.



Use Nitragin with the seed of Beans and increase the yield and improve the soil. Beans inoculated with Nitragin draw nitrogen from the air and convert it into plant food; surplus stored at roots for succeeding crop

BLACK LEAF 40 is a sure destroyer of Aphis or Green Fly and other sucking insects. Keep a careful watch for lice (aphis) under the leaves of your beans and spray with Black Leaf 40 immediately you find any.



Stringless Green Pod Davis Wax Wardwell's Wax



DWARF GREEN PODDED VARIETIES

—**Stringless Green Pod.** This is without doubt the most tender string bean in cultivation, even when the pod has become quite old, it still retains its stringless qualities. Early and very prolific; long, round, straight, thick, meaty pods, of rich deep green color, and of superior flavor.

—**Extra Early Refugee.** Has all the good qualities of the Late Refugee, and it is ready for market at least 10 days earlier.

—**Bountiful.** Best of the flat-podded stringless varieties. Pods are 6½ to 7 inches long stout, flat and slightly curved, stringless, slightly fibrous, attractive and of fine quality; color light green. Very early, vigorous, hardy, and productive.

—**Late Refugee, or 1000 to 1.** Pods are round, green, waxy, absolutely stringless and extra fine in flavor. This is the variety most largely used for pickling.

—**Fordhook Bush Lima.** Branches freely, with all the branches held upright. It bears tremendous crops of plump pods filled with 4 to 5 large, very thick beans which are tender, juicy, and sweet.

—**Broad Windsor.** Esteemed as a shell bean. The pods do not set well in hot weather, so they should be planted very early or very late to escape the heat of summer. When in pod, break off the top of the plant to check the growth.

POLE BEANS

Pole beans, especially limas, require warm and very rich, loamy soil. Do not plant until the soil has become thoroughly warmed through. Use poles 5 to 6 feet long. Plant 4 to 6 beans around each pole, and thin to 3 plants to a pole.

—**Kentucky Wonder.** An early, very prolific sort, with showy pods which are of most excellent quality. The pods are medium light green, very long, frequently reaching eight or nine inches, curved and twisted, nearly round and very crisp when young.

—**Kentucky Wonder Wax.** A yellow-podded Kentucky Wonder, which bears a large quantity of rich golden yellow pods, which are thick, meaty, stringless, very tender, and of fine flavor.

—**Imported Giant Sword.** Bears long, wide, showy green pods in large clusters.

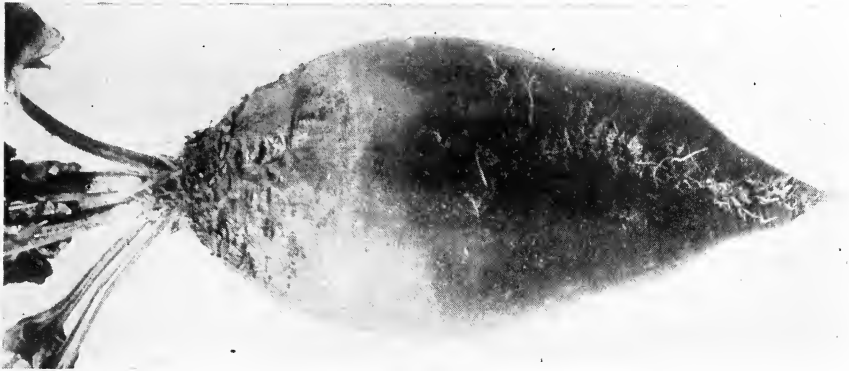
—**Carpinteria Pole Lima.** The most perfect pole lima yet introduced. Vine strong producing an abundance of fine large pods, usually closely filled with 4 beans of largest size, and much thicker than the average pole lima. Are very thin skinned, extremely tender, and of delicious flavor.

—**Scarlet Runner.** This bean is mostly used as an ornamental climber, but it is edible and can be used as a green or as a shell bean.

Brussels Sprouts

Brussels Sprouts are little cabbages, which spring in considerable numbers from the main stem. They have a very delicious flavor, and ought to be more generally planted. Sow seed about May 15th; transplant when about four inches high, in rows 3 feet apart, 2 feet in the row. When heads begin to crowd the lower leaves should be broken from the stem of the plant to give them plenty of room. They are best for cooking after they have had a slight frost.

—**Amager Market.** Produces a great number of large, compact sprouts, of uniform size, all maturing at about the same time.



Mangel, Danish Sludstrup

Mangel-Wurzel and Sugar Beet

The value of mangels for stock feeding cannot be over-estimated. The results from their use are clearly seen in the improved health and condition of animals, the increased flow and quality of milk from cows, and the saving in fodder. Yield enormously if the soil is rich, and can be grown at trifling cost. Both Mangels and Sugar Beets require deep, well enriched soil. Sow in May or June in rows 2 feet apart, and 9 inches in the rows. Dig soon as frost occurs.

MANGEL-WURZEL

—**Improved Mammoth Long Red.** The largest and most productive of all long red sorts. It is smooth skinned and fine grained, and very regular in size.

—**Golden Tankard.** The tops are comparatively small. The roots are large, ovoid, but with bottom usually of larger diameter than top, light gray above ground, deep orange below. The flesh is yellow, zoned with white.

—**Danish Sludstrup.** This Mangel has been awarded a first class certificate several times by the Danish government, the highest honor attained in agricultural circles in Denmark. Sludstrup is a long, reddish yellow root, but not as long as Mammoth Long Red, it grows more above ground, and is easily harvested.

SUGAR BEET

—**Klein Wanzeleben.** This is the variety which the analytical chemists of the German beet sugar factories have united in recommending as possessing the highest sugar-producing qualities.

—**Giant Feeding Sugar Beet or Half Sugar Mangel.** By the same system of careful selection and breeding which has accomplished so much with the sugar beet, there has been established in the Giant Feeding Sugar a strain of beets which, while giving nearly as large a yield of easily grown and harvested roots as a crop of mangels, supplies a food of very much higher nutritive value. The roots are of light bronze green above ground, grayish white below, with white flesh.



Beet

Sow as early in the spring as the ground can be worked, and every two weeks thereafter for a succession. The soil should be a light, sandy loam, well enriched with stable manure, and plowed and harrowed until very fine. Sow in drills twelve to fifteen inches apart, pressing the soil firmly over the seed, and when well up, thin to from four to six inches. Hoe often, giving shallow cultivation. If wanted very early, sow such sorts as Extra Early Egyptian and Crosby's Egyptian in hotbeds and transplant. For general crop, sow about the middle of May. For winter use, sow in June, to mature late in the season. The roots are stored in a cellar and covered with sand or sandy soil to prevent wilting.

Arranged in their order of earliness.

—**Extra Early Egyptian.** The best variety for forcing, and excellent for first-early crop out of doors, being very early, with small top. Flesh dark red, zoned with a lighter shade, firm, crisp, and tender. Moderately thick, a little rounded on top, flat underneath.

—**Early Wonder.** A new beet, as early as Crosby's Egyptian. more nearly globe-shaped, with very slim tap root. Color an unusually deep rich blood crimson.

—**Crosby's Egyptian.** A selection from that standard market beet, Extra Early Egyptian, retaining the earliness of the parent stock and having added thickness, giving it a more handsome shape. Very small tap root, deep rich color, splendid quality and very rapid growth. Much in demand by market gardeners for forcing.

—**Detroit Dark Red.** Its small, upright growing tops, early maturing, and the splendid shape and color of the roots make it popular with everyone. Leaf-stem and veins dark red, blade green; roots globular or ovoid, and very smooth; color of skin dark blood-red; flesh deep vermilion-red, zoned darker; very tender, crisp and sweet. and remains so for a long time. Our strain of this splendid beet is the finest and truest to be had.

—**Chicago Market.** A most perfect dark blood-red kind; even the leaves are of the darkest glossy red, almost black. It is of turnip shape, good size, smooth, with small tops, and fine small tap root.


—**Half Long Blood.** Splendid winter sort, rich dark red, very sweet and tender.

SWISS CHARD OR SUMMER SPINACH

No vegetable requires less care than this, and it is safe to say that none yields as constantly as this spinach, producing uninterruptedly from July until winter. If your garden space is limited, Swiss Chard must have a place, for in ground occupied, Swiss Chard produces more food for the table than almost any other vegetable. Also called Cut and Come Again Spinach. The leaves are used for greens the same as spinach or beet tops; they are equal in quality and easier to prepare than spinach, and far superior to beets. It can be used all summer when spinach is not available. Later the leaves grow very large, with broad, flat, pure white stems and mid-ribs which may be cooked like asparagus or made into very good pickles. Sow in rows 18 inches apart, and thin to 8 in.

—**Zurich.** Yellowish green, fine curled.

—**Giant Lucullus.** A moss curled, yellowish green sort with very large leaves.



Beet, Crosby's Egyptian



Cabbage

For very early use sow in January or February in hotbeds, and prick out when strong enough into other hotbeds; or sow in cold frames in March, and transplant to the open ground when danger from killing frosts is past, in rows 2 feet apart, and 18 inches apart in the rows. For a succession sow in the open early in April. The autumn and winter varieties sow in May, in shallow drills; transplant into rows 2½ feet apart, and 2 feet apart in the rows. Succeeds best in a fresh, rich soil, well manured, and deeply dug or plowed.

Cabbage should be hoed every week and the ground stirred as growth advances, drawing up a little earth to the plants each time until they begin to head, when they should be thoroughly cultivated and left to mature. Loosening the roots sometimes prevents bursting of full grown heads. To preserve cabbages during winter, pull them up on a dry day, turn over on the heads a few hours to drain, and set out in a cool cellar.

DISEASES AND REMEDIES:—Black discoloration of the leaves is an indication of black-rot, deformed roots of club-root; plant on new, clean soil.

INSECTS:—Of late years, many crops of early cabbage have been destroyed by maggots at the roots. The best remedy seems to be to remove the earth from around the stem and apply kerosene emulsion. The cabbage worms which destroy the leaves and heads may be killed by dusting with Slug Shot.

EARLY AND INTERMEDIATE VARIETIES

Arranged in their order of earliness.

—**Select Early Jersey Wakefield.** The earliest and hardest heading of extra early cabbages, and no other is better adapted to American methods of culture and American markets. The plants are very hardy, not only to endure frost, but also unfavorable conditions of soil and moisture. It is safe to ship the heads younger than would be possible with most varieties, and at the same time they will remain in condition for use longer than other first earlies. The leaves are thick, short, and of fine quality. We offer a strain from carefully bred and selected plants, which is much superior to that ordinarily sold.

—**Copenhagen Market.** Without a rival as the finest large, round headed, early cabbage. Extremely early,—as early as Charleston Wakefield—still the heads are large and solid, of very fine texture, and excellent quality. The plants are vigorous but compact, with short stem and few outer leaves which are of rather upright growth, permitting close planting. The leaves are light green, round, dish-shaped, and fold tightly together in remarkably compact and solid form.

—**Glory of Enkhuizen.** Early, very large, solid, round heads; very desirable.

LATE VARIETIES

—**Select Hollander.** The plant is very vigorous, rather compact growing, with a stem of medium length, and is exceedingly hardy, not only in resisting cold, but dry weather as well. The head is made up of very thick, broad, overlapping leaves. It is very solid, stands shipping well, and is one of the very best keepers. In quality, it is one of the best, being very white, crisp, and tender. We have given a great deal of attention to this variety, and offer seed which we believe will produce a crop of more uniformly typical heads than any other.

—**Flat Dutch.** Standard large, late, flat variety.



Cabbage, Copenhagen Market

RED CABBAGE

—**Dallwig's Early Dark Red.** By far the best medium-sized and surest heading early red cabbage. Color a deep, rich red. Many successful market gardeners choose this for their entire crop, pronouncing it the best of all.

—**Large Red Hollander.** The heads are very solid, of the richest deep blood-red, of good size, fine-ribbed, with few outer leaves. Medium late; splendid keeper.

—**Kissendrup.** Heads uniformly round and smooth and uniformly dark red; very solid and of close texture: the best late red cabbage today.

SAVOY CABBAGE

—**Early Dwarf Ulm.** One of the earliest and sweetest of the Savoys. Head round and solid; leaves small, thick, fleshy, fine deep green; of most excellent quality.

—**Blumenthaler.** Early yellow curled.

—**Des Vertus.** Best of the late Savoys. Large and showy, heavily curled green.



Chantenay Carrot



Danvers Carrot

Carrot

Carrots do best in a warm, deep, rather light, and fairly fertile soil that is well supplied with humus. Sow the seed from April up to the middle of June in drills one foot apart, covering the seed half an inch; thin out the plants to from 3 to 4 inches apart. Keep the soil well cultivated. Carrots should be lifted earlier than more hardy root crops. Store in well ventilated, frost-proof place.

—**Half Long Scarlet Nantes.** The sweetest of all carrots. Roots are smooth, almost cylindrical, and grow about six inches long. The flesh is bright orange, becoming yellow in the center, but without any distinct core.

—**Select Chantenay.** The best bunching carrot. An early main crop variety that appeals to market gardeners; about 6 inches long, stump rooted, very smooth, deep orange, fine grained, sweet and sugary, not apt to crack open while growing; a fine table carrot, and splendid cropper. Our special strain is grown from selected stock seed, and will run very uniform in shape and color.

FOR PRICES OF VEGETABLE SEEDS SEE PAGES 4 TO 6



CARROT—Continued

—**Oxheart or Guerande.** This fine and very popular carrot attains a length of $4\frac{1}{2}$ to 5 inches, very thick at the top, ending abruptly in a small tap root. Flesh is bright orange, fine grained, and sweet. It is of very fine quality for table use, and equally good for stock. Where other sorts require digging, Oxheart can be easily pulled, making it a particularly desirable sort for soils so stiff and hard that other sorts do not grow well.

—**Select Danvers Half Long.** Our very superior strain of Danvers is the result of years of rigorous selection. The roots are of medium length, deep orange, tapering uniformly to a blunt point; smooth and handsome. Flesh sweet, crisp and tender.

—**Mastodon.** For stock feeding. The heaviest cropping carrot grown. The flesh is white, crisp and solid, and of excellent quality. It is a vast improvement on the Belgian sorts. The roots are short, and very heavy at the shoulder, rendering them easily harvested.

Chinese Cabbage

—**Pe-Tsai.** Improved Chinese Cabbage or Celery Cabbage. Has an almost crystalline white center, whiter than any of the lettuce family, more beautiful than the heart of any cabbage. The head never becomes absolutely hard like cabbage, but semi-hard like the best strains of lettuce. Every leaf, including the outside ones, is tender and delicate and good to eat. It is served as a salad like lettuce, or cooked like asparagus. It should not be seeded before June, early plantings running quickly to seed. A low, moist, even wet soil, is best.

Chervil

A hardy annual with aromatic leaves resembling parsley, and by many considered superior to it in flavor. The young leaves are used in soups and salads for flavoring and garnishing meats and vegetables. Sow in early spring in rich, well prepared soil. When about 2 inches high, transplant or thin to about 8 inches. They are ready for use in 6 to 10 weeks from sowing.

—**Curled.** This sort is greatly superior to the old, plain variety, being earlier, handsomer, and having fully as fine fragrance and flavor.

Chicory

—**Witloof.** A most delicious winter salad sometimes called French Endive. It is without a doubt one of the finest salad vegetables grown, coming on for use at a season to be appreciated, for it furnishes delicious salad in winter, when fresh vegetables are scarce. It is an easily grown winter vegetable, and can be raised in every home. Full directions for planting and care are sent with each order

Cress

—**Curled, or Pepper Grass.** This small salad is much used with lettuce, to which its warm, pungent taste makes a most agreeable addition. It may be sown very early, but repeated sowings are necessary to secure a succession.



Cauliflower

Cauliflower is the most highly appreciated and most delicately flavored of all the cabbage family. It likes a cool temperature, plenty of moisture, and a deep, rich soil. For early use sow about March 1st in hotbeds, and transplant to cold frames when sufficiently large, and to the open ground as soon as warm enough. For late autumn crop, sow in the early part of May and transplant in June. In dry weather water freely, and as they advance in growth, hoe deeply and draw earth to the stem. When heading, tie outside leaves loosely over the heads to protect from the sun. Diseases and insects see under cabbage.

All the cauliflower seed we offer is produced by the most experienced growers in Europe, in such localities as are best suited to its proper development, and the greatest care is taken to save seed from perfectly developed plants only

—**Haage's Earliest Dwarf.** Very dwarf forcing. The fame of the Haage Erfurt German Grown Cauliflower Seed is world wide. For first forcing it has never had an equal. It is exceedingly early and hardy, and is the surest to make a solid, compact, large, pure white head, as it is remarkably drought and heat resisting. During the many years we have sold this splendid variety to hundreds of critical market gardeners, it has given uniformly the best results.

—**Extra Early Dwarf Erfurt.** An exceptional strain of cauliflower for early outdoor planting and forcing. This type is more generally planted and gives more universal satisfaction than any other. In size, compactness and color it is ideal for market. A well grown head will measure nine or ten inches across and have depth in proportion, very solid, with a perfectly white core. Plants are dwarf, and develop heads earlier than any other sort of like size. This strain should not be confounded with entirely different sorts offered under the name 'Erfurt'.

—**Danish Perfection.** A new Snowball, which shows an unusual uniformity in maturing, the crops being taken off clean at practically the first cutting. It should prove a great favorite with market gardeners and others shipping to market. The leaves, very closely enfolding the head, give it a particularly attractive appearance, and as the inner leaves almost cover the snow-white flower the necessity of early tying up, as with other early sorts, is largely avoided.

—**Early Snowball.** Snow-white heads, 6 to 10 inches in diameter; of dwarf, close-growing habit; excellent for both early and late planting.

Corn Salad

—**Broad Leaved.** Used as a small salad throughout winter and spring. Sow in Fall in drills, and cover with straw or coarse litter with the approach of cold weather. Or sow in cold frames; thus it is accessible even when deep snow prevails.

Pop Corn

—**Black Beauty.** An extra early variety, which pops very large. Although the kernels are black, it pops a pearly white.

—**Queen's Golden.** Pops perfectly white, and a single kernel will expand nearly an inch.


—**White Rice.** Most popular, grain pointed, pops white and full.




W. E. DALLWIG

34-Juneau Ave.

MILWAUKEE



Cauliflower, Extra Early Dwarf Erfurt



Columbia Celery

few side roots; flavor and quality excellent; vigorous, large, deep green foliage

—**Delicatess.** Produces smooth, oval shaped roots, without side roots. The flesh is snow-white, tender, and of most delicious flavor, and never rusts.

Celery

Sow the seed in shallow boxes indoors, or in a finely prepared seed bed out of doors as soon as the ground can be worked. When 4 inches high, shear off the tops: this makes stocky plants. Set out the plants the last of June, 6 to 8 inches apart, in rows 3 feet apart. They delight in low, moist, rich soil. When nearly full grown, gather the leaves together, and draw the earth around the plants from time to time, until only the tops are visible; they are ready for use soon after.

—**Golden Self Blanching.** Handsome color, crispness, tenderness and fine flavor have established this as a superior first early sort. The heart is large, solid, and of beautiful rich golden yellow color.

—**White Plume.** Light green at base, shading nearly white at tip. It requires only very short time for blanching. Of excellent quality.


—**Columbia.** An early maturing sort of unsurpassed quality. The color has in it much of the rich yellow tint of the Golden Self Blanching. Closely follows that variety in season.

—**Evans' Triumph.** Large, white, crisp, brittle, tender, fine flavored late variety.

Celeriac

Turnip Rooted Celery. The roots of this popular vegetable are used in salads and in soups. Keeps well all winter. Give it a light, rich, deeply worked soil.

—**Large Smooth Prague.** The most popular; large, smooth, almost globe shaped bulbs, with very



Lavender

Fennel

Sage

Summer Savory

Aromatic, Medicinal and Pot Herbs

Most of the varieties thrive best on sandy soil. The ground should be carefully prepared and well cultivated, as the young plants are for the most part delicate and easily choked out by weeds. The stalks should be cut when in bloom, wilted in the sun, and thoroughly dried in the shade.

Anise. For garnishing, seasoning, and for cordials; aromatic odor and taste.

Asperula Odorata. (Waldmeister.) Flavoring May wine; keep moist and shaded.

Basil, Sweet. For flavoring soups and sauces; two sorts, fine and broad leaved.

Borage. Used as a salad; the flowers are good for bees.

Caraway. Cultivated for its seeds, which are used to flavor liquors, bread, etc.

Catnip. Has medicinal qualities; also grown for bee pasture.

Chamomile. Used for tea.

Chervil. More beautiful than parsley, and used for garnishing and flavoring.

Coriander. Seeds have agreeably aromatic taste, and are used in confectionery.

Dandelion, Thick Leaved. Is fast becoming a favorite spring green.

Dill. Aromatic odor and warm, pungent taste; for flavoring pickled cucumbers.

Fennel, Sweet. Seeds are used for flavoring and for tea, leaves for garnishing.

Lavender. Grown for its flowers which are used in the manufacture of perfumes.

Marjoram, Sweet. The tops are used green for flavoring, or dried for winter use.

Peppermint. For flavoring and for the distillation of the essence of peppermint.

Pimpinella. The young tender leaves are used as a salad; flavor like cucumbers.

Poppy. White or blue seeded; used in baking.

Rosemary. Yields an aromatic oil and water; the leaves are used for seasoning.

Saffron. For medicine and coloring; also to make cosmetic powder called rouge.

Sage. Used very extensively for flavoring and dressing; also in medicine.

Savory, Summer. (Bohnenkraut.) Largely used for flavoring, especially beans.

Sorrel. Esteemed as a salad, cooked as greens, etc.; leaves of mild acid flavor.

Tarragon. The leaves, either dried or fresh, are highly esteemed for seasoning.

Thyme. A medicinal and culinary herb; used for seasoning and dressing.

Wormwood. Used as a tonic and dressing for bruises; beneficial to poultry.

Corn

A rich, warm, alluvial soil is best, but excellent sweet corn can be raised on any good, ordinary soil, if it is deeply and thoroughly worked before planting. If planted in rows, make the rows three to four feet apart, and place the seed eight to twelve inches apart in the row, covering one inch deep with fine soil firmly pressed down. If planted in hills, make the hills for the early varieties three feet apart each way, and plant six kernels to the hill. For the later sorts the hills should be not less than four feet apart each way. Hoe frequently and when six inches high, thin to three or four plants to the hill. Give frequent and thorough but shallow cultivation until the tassels appear.

To have the finest sweet corn it must be picked in just the right condition, that is, when the skin of the grain breaks at the slightest puncture. It will be of inferior quality if it is either a few days too old or too young. To enjoy good sweet corn the whole season, plant a row or two every two weeks until August. As the earliest sweet corn commands the highest price, it pays to risk an early planting. If you want corn a week or two before your neighbor, start a little in paper pots or berry boxes in hotbeds.

Arranged in their order of earliness.

—**Whipple's Early.** The ears are from 7 to 8 inches long and very large around, having from 16 to 20 rows of good sized kernels and each ear is filled to the tip. The ears look like Evergreen yet they mature from 2 to 3 weeks earlier.

—**Mammoth White Cory.** We consider this one of the best extra early sorts. The ears are very large for so early a variety; the grain is large, broad, very white and of remarkably good quality.

—**Golden Bantam.** One of the most delicious of the early sweet corns is the Golden Bantam. Its grains are a golden yellow color, and it is unusually sweet and very early. Dwarf and sturdy, growing to a height of four feet, and bearing two and three good ears, 5 to 6 inches long, well filled to the extreme rounded tip with eight rows of broad yellow grains. As distinct from the white varieties in flavor as in color, being almost literally "sweet as honey". Golden Bantam stands for quality. Try it! Plant at intervals of ten days or two weeks and thus secure a succession.

—**Charlevoix.** We are conservative about endorsing new varieties, but we are quite willing to back Charlevoix as a winner. In season it is a few days later than Golden Bantam, but the ear is larger, and it remains in condition much longer than that variety. The flavor is delicious, the skin of the kernels tender.


—**Black Mexican.** White when young, ripe grain bluish-black. The best second early sort where tenderness and sweetness are the qualities most desired.

—**Early Evergreen.** Ears 7 to 7½ inches long, with 14 to 20 rows with very deep, white grain of fine quality; about 8 or 10 days earlier than Stowell's Evergreen.


—**Bantam Evergreen.** A cross between Golden Bantam and Stowell's Evergreen and a most excellent sort of superior quality. Grain rather broad and deep, of a rich golden yellow color. A little later and larger than Golden Bantam.

—**Country Gentleman.** Irregular rows of long, slender, white grains; very fine.

—**Stowell's Evergreen.** The most popular late sort. Remarkably prolific, bearing large, finely flavored ears with deep kernels, white in color.



Mammoth White Cory



Stowell's Evergreen



Cucumber

The cucumber is a tender annual and should never be planted in the open ground unless settled weather arrives, for general crop about middle of May. For pickles, plant from the middle of June to the middle of July. By far the best results are obtained from plantings in warm, rich, sandy loam. Prepare hills four feet apart each way and mix with the soil of each a shovelful of well rotted compost. Sow thickly, and when all danger of insects is past, thin out all but 3 of the stockiest vines in each hill. As the cucumbers attain a sufficient size, both the perfect and imperfect specimens should be picked at once, as fruit left on the vines to ripen soon destroys their vitality and consequently their productiveness.

Have you ever tried starting cucumbers under glass, transplanting in the open after danger of frost? Use one of the White Spine varieties; sow the seed in pots or berry boxes, a month before the weather will permit planting in the field. The pots or boxes are placed in hotbeds or cold frames. When danger of frost is over, the plants are set in the open ground, the boxes being cut away, so that the roots are not disturbed at all. By following this plan the cucumbers will be exceedingly early.

INSECT ENEMIES:—Cucumbers are often attacked by a striped beetle which eats the leaves; dust with Slug Shot. If the leaves curl up, it is an indication of the presence of plant lice; syray with kerosene emulsion or Nicoteen.

DISEASES AND REMEDIES:—For downy mildew, which causes the leaves to turn yellow, spray every two weeks with Bordeaux. For cucumber wilt, spray with Bordeaux, and burn all affected leaves.

—**Chicago Pickling.** The fruit is of medium size, pointed at both ends, with large prominent black spines; as pickles they are just the right shape and size. Vines set fruit when young and continue bearing longer than any other variety.

—**Jersey Pickling.** This variety forms a long, slender, cylindrical pickle, very crisp and tender. The vines are vigorous and productive. Desirable for slicing as well as for pickling.

—**Early White Spine.** Excellent variety, which produces an early crop of crisp, tender, well-flavored cucumbers of light green color.

—**Early Fortune.** This splendid new cucumber was discovered in a field of a later variety and immediately attracted attention on account of the uniformity of its fruit, its rich, dark green color, its earliness, and its distinctiveness from any other known sort. The plant is exceedingly productive and is distinguished by its vigorous growth and by having leaves which are a little larger than found in the ordinary varieties, and with a thick leaf texture, which renders it less susceptible to plant diseases. In season it compares very favorably with any of the White Spines, while in every other characteristic it surpasses them all. The fruits, when matured to the slicing stage, are uniformly 7½ to 8 inches long, slightly tapering toward each end, and show none of the depressions so characteristic of other types and which means b'tterness. The flesh is very thick, firm yet crisp, with an exceedingly small seed cavity. The color is a very rich, dark green, as dark as the darkest types of Davis Perfect, and this color does not fade to a light, washy green when shipped a long distance. As a pickling variety the Early Fortune is one of the very best. It is not only most productive, but the stock has been bred to such a uniformity of type, that even the small pickling sizes show this uniformity.



Cucumber, Early Fortune 27



Improved Long Green



CUCUMBER—Continued

- Extra Long, or Evergreen White Spine.** The vine is vigorous and productive. The fruit is long, cylindrical, dark green, with white, crisp, tender flesh. Always remains deep green in color. Excellent slicing sort; good for under glass.
- Davis Perfect.** A great slicing cucumber. The most popular cucumber of the extra long white spine type. It combines the most desirable features,—length, slimness, and dark green color, at the same time being extremely vigorous and productive. On account of its remarkable vigor it is a good blight resister.
- Nichol's Medium Green.** It is always straight and smooth, dark green, tender, and crisp. It is largely grown for pickle manufacturers for dill pickles.
- Improved Long Green.** In all respects the best of the black spine sorts. The vines of our selected strain are very vigorous and productive; the fruits, twelve inches long, are formed almost as early as the short sorts; they are firm, crisp, and have a distinctive, fine flavor. For slicing and for pickles this is one of the very best, and when yellow and ripe, it is excellent for sweet pickles.
- Giant Pera.** Very smooth and straight; skin medium green, perfectly smooth, and free from spines. They are very thick through, and from 15 to 18 inches long when matured. It is the best variety for sweet pickles.
- Japanese Climbing.** A trellis variety used for shade as well as eating purposes.

Egg Plant

Should be sown, if possible, in a hot-bed, or in a warm light room, in March, and potted when two inches high. Plant in open ground about June 1. Carefully protect from intense sun, drought, and potato bugs.

- Improved Large Purple.** The large size and high quality of its fruit and its productiveness make it the most profitable variety. Nearly round, high-colored, and vine is thornless.

Endive

A tender and delicious salad for fall and winter use. Comes in after lettuce is gone. Should be sown in June or July, and when nearly grown, the tips are tied together to blanch the heart.

- Dallwig's Yellow Curled.** A very beautiful sort, the leaves very light colored.
- Yellow Broad Leaved.** —**Green Broad Leaved.**
- Dallwig's Green Curled.** The leaves are beautifully cut and curled, are easily blanched, and become very crisp, tender and fine flavored.

Garlic

- Bavarian.** This is a particularly fine strain, being larger and more even than ordinary garlic; keeps longer and is snowy white.

Horse Radish Sets

- New Bohemian, or Maliner Kren.** A much earlier and better producer than the common sort. The roots grow larger and whiter, and the quality is superior.

FOR PRICES OF VEGETABLE SEEDS SEE PAGES 4 TO 6

Kale

One ounce to 1500 plants. Seed may be sown in a moderately rich soil, in an exposed situation, in May or June. In transplanting, treat the plants like young cabbage. The center leaves are used as spinach, and are much improved by frost.

—**Dallwig's Dwarf Green Curled.** Plant is low and compact, but with large leaves curled, cut and crimped until the whole plant resembles a bunch of moss. It is well worthy of its cultivation simply for its beauty. One of the best sorts, and one of the most palatable of vegetables.

Kohlrabi

The edible part is the turnip-shaped bulb formed above ground. It is tender and excellent when used before fully grown, combining somewhat the flavors of cabbage and turnip. Sow in a light, rich soil, in drills 12 inches apart, and when well established, thin to 6 inches apart in the row.

DISEASES AND INSECTS:—See Cabbage.

—**Dallwig's Star of the Market.** Much superior to Vienna. It is very early, and is the best for forcing as well as for outdoor culture. Bulb smooth, greenish-white, of finest texture and quality; favorite market gardener variety.



Star of the Market Kohlrabi

—**Dallwig's Re-selected Star of the Market.** This strain offers the greatest assurance for the production of very early, quick growing, and perfectly formed bulbs, as it is bred from bulbs most critically selected for earliness, short leaves, and trueness to type.

—**Dallwig's Purple Star of the Market.** Similar to white Star except as to color.

—**Improved Giant White.** Very large but tender late variety.

—**Improved Giant Purple.** A purple type of the above.



Lettuce

Lettuce is very easily grown, although the weather, it is true, will often affect a seeding adversely. It is not particular as to soil, as long as it is well cultivated. Give the plants, especially the cabbage heading sorts, ample room; they will form better heads and will not bolt to seed so quickly. There are three types of lettuce,—the loose-leaved or bunch, the firm or cabbage-heading, and the Cos.

COS LETTUCE

—**Trianon.** Cos Lettuce is considered by many to be the highest type of lettuce. Trianon is a medium large, strictly self-closing lettuce, making a well-blanched firm, loaf-shaped head; color medium dark green, quality excellent.

LOOSE-LEAVED VARIETIES

—**Select Black Seeded Simpson.** Black Seeded Simpson grows large leaves, the inner ones forming a semi-compact head, very tender, crisp, fine quality, and sweet flavor. Always reliable and easily grown. The fine, crumpled, green, beautifully frilled leaves add splendid appearance to excellent quality. An all-around lettuce,—under glass, in cold-frame, or open ground. A sort especially suited for amateur gardeners, who may have no success with head lettuce.

—**Select Grand Rapids.** The best sort for shipping. Stands more neglect in watering and ventilation, will grow more weight on the same ground, and will stand longer after matured than any other variety. Of handsome appearance, a strong grower, and not apt to rot, and will keep from wilting longer while exposed for sale than any other sort. The seed we offer is true Grand Rapids and is very carefully selected. The best sort for under glass, but for outdoor use we would recommend Black Seeded Simpson.

—**Prizehead.** A large non-heading lettuce, finely curled and crumpled, bright green tinged with brownish red, very crisp and tender.

HEAD LETTUCE

—**Wayahead.** A very early, handsome, sure-heading variety; the outer leaves are light green, crumpled and blistered; the inner head blanches a rich buttery yellow; of superior quality.

—**Re-selected May King.** The best all-around early outdoor lettuce, resisting cold and wet weather to a remarkable degree. Forms solid head of light green color, the inner leaves blanched to a rich golden yellow. Rich buttery flavor. Our seed is taken from plants most critically selected for earliness and trueness to type and color.

—**All Seasons.** Large, handsome, solid head; leaves grayish green, never spotted or brownish, the inner ones beautifully blanched; they are broad and thick, of decidedly buttery flavor, embodying, in fact, all implied in the term excellent.

—**Stonehead Golden Yellow.** Rich golden yellow. Heads rather small, but very compact and solid, and of superb quality.

—**Erfurt Mammoth Yellow.** Drought resistant. Large and very firm; leaves yellowish green bordered yellowish white; quality excellent, delicate, sweet, buttery

—**Iceberg.** Large curled heads of great solidity; heart yellow, crisp and tender even in hot weather.

—**Golden Speckled Trout.** Golden yellow, beautifully spotted brown.



Head Lettuce, May King

—**Select Big Boston.** Superior to the ordinary Big Boston; a very fine strain. Plants large, very hardy and vigorous. Color is a light green, edges slightly tinged with reddish brown. For spring seeding it is not so desirable, but in the fall, under the influence of cold nights, it forms a tightly folded, firm, heavy head of unsurpassed quality.


—**Stubborn Headed Yellow.** This is a large, handsome lettuce, equally suitable for forcing or open ground. Its great attraction is its resistance to drought. It produces fine heads of a lively yellowish green color, and retains its crisp and tender flavor to the last.

—**Re-selected Stubborn Headed Brown.** Bright brown, interspersed very strikingly with bright green in less exposed or in depressed parts; buttery and tender. Carefully selected stock seed, grown from heads selected for firmness and trueness to type.

Leek

Sow early in spring in drills twelve to fifteen inches apart, covering one-half inch deep. Thin plants to six inches apart in the row, and draw the earth about them when cultivating. If one desires very white and tender leeks, transplant when about six inches high, setting four inches apart, in trenches about two feet apart, and gradually earth up like celery.

—**Giant Carentan.** A mammoth growing variety of excellent quality, becoming very white and tender.



EXTRA EARLY
OSAGE
MUSKMELON

Musk Melon

Musk Melons thrive best in a warm, rich, sandy loam. After thorough spading or plowing, make hills 5 feet apart each way, and mix with the soil of each 2 shovelfuls of well rotted compost. As soon as warm weather becomes established, plant 12 seeds in a hill; thin out when all danger from insects has passed, leaving 3 of the stockiest plants to a hill. Give frequent but shallow cultivation as long as it is possible to work between the plants without injuring the vines.

INSECTS:—The worst enemy of the melon is the aphid or melon louse, which causes the leaves to curl up by sucking the juices; spray with kerosene emulsion. If attacked by the striped squash beetle, dust with Slug Shot.

DISEASES AND REMEDIES:—After the plants have 4 to 6 leaves it is considered a safeguard against blight to spray with Bordeaux Mixture at intervals of about 10 days, adding arsenate of lead for the eating insects.

—**Extra Early Osage.** The Extra Early Osage Melon combines all the excellent qualities of its parent, the Osage or Miller's Cream, with **REAL EARLINESS**, being a week to ten days earlier. It is a trifle smaller than the parent, but has a deeper flesh and smaller seed cavity, and is more heavily netted.



Melon, Irondequoit



MUSK MELON—Continued

—**Rocky Ford or Netted Gem.** This has become one of the most popular of small or crate melons. The vines are vigorous and productive. The fruits are oval, slightly ribbed, and densely covered with fine netting. The flesh is green, very sweet, and highly flavored.

—**Hackensack, Extra Early.** Very early. Fruit is large and flattened. Ribs large and of irregular width, densely covered with coarse netting. Green flesh, thick and of excellent flavor.

—**Osage or Miller's Cream.** An excellent medium to large, salmon fleshed melon. The fruits are oval, dark green, slightly ribbed, and partly covered with shallow gray netting. The flesh is rich orange-salmon, very thick, fine grained and highly flavored.

—**Milwaukee Market.** Originated as a cross between the old Surprise and a Gem melon. Our strain of it has been improved by careful selection, and we think for a fine home melon and as a market-wagon variety it has no superior. The melon is light green in color, nearly round with only slight sutures, flesh salmon color, wonderfully sweet, with almost no stringiness. As a home garden melon we consider this variety ideal.

—**Irondequoit.** A new melon of the Tip Top and Milwaukee Market type. Flesh much thicker than Tip Top, of deep salmon color and delicious flavor. Superior to Milwaukee Market in as far as it is not so apt to crack. The fruits are large to very large, and when ripe the skin is pale yellow covered with a heavy close gray netting.

Water Melon

The soil for water melons must be light, rich, and sandy. When there is no more danger of frost, drop 8 to 10 seeds in hills 8 to 10 feet apart each way, covering about $\frac{3}{4}$ inch deep. As soon as plants commence to run, thin out to 3 best plants in a hill, and cultivate until the vines cover the whole ground.

INSECTS AND DISEASES:—See Musk Melon.

—**Harris' Earliest.** Fine quality; very early, and therefore suitable for northern climates; medium size; flesh bright red.

—**Sweet Heart.** Large, oval, very heavy; rind thin but firm; flesh bright red, firm but very tender, melting and sweet.

—**Preserving Citron.** A round melon used for preserving.


Mustard

Sow thickly during early spring in shallow drills, and press the earth well down. For fall salad, sow in September; also in frames during winter.

—**Southern Giant Curled.** The leaves are large, light green with tinge of yellow, much crimped and frilled at edges. Highly esteemed on account of its vigorous growth, hardiness, and good quality.

Okra or Gumbo

—**Extra Early Dwarf Green Prolific.** Very productive; pods short, deep green, tender. Plant after danger of frost is past in rows two feet apart, and thin when three inches high to one foot between plants.



On.on, Southport Yellow Globe

Onion

Our Stock is Fully Equal to Any and Superior in Quality to Most that is Offered

No vegetable is harder to keep true than the onion. Not only are there the ordinary dangers from crossing, but if all conditions are not ideal, scallions or plants without true bulbs are very likely to be formed. Moreover, good color and shape are never attained without many seasons of the most painstaking selection; otherwise the shade in the case of reds and yellows is weak and pale, making the onions much less attractive in the market. Our growers have been breeding onions for half a century, and the results are all that the most exacting expert could desire. Our supply is produced from bulbs carefully selected from stocks representing the offspring of numberless generations, each the best of its time and kind. In uniformity and excellence of color and shape, and in evenness of maturing, there are few onions in the world equal to those grown from our seed. There is none better.

ONION—Continued

A deep, rich loam is best suited to onions. The ground should be heavily dressed with well rotted manure, and plowed a moderate depth, taking a narrow furrow in order to more thoroughly mix the manure with the soil; if possible the plowing should be done in the fall. As early in spring as the ground is in working order, harrow thoroughly and make as level as possible. Sow thinly in drills, one-fourth inch deep, and twelve inches apart. One ounce will sow 100 feet of drill; 4 to 5 pounds per acre.

Keep the surface of the ground open and free from weeds, but don't ridge up to the growing bulbs. As soon as the plants begin to break through the soil pass over the rows with a wheel cultivator which works both sides of the row at once and throws a little soil away from the base of the plants, and as soon as cultivated they should be weeded. Cultivate and hand weed every two weeks throughout the summer, as it is much easier to handle the crop in the fall when entirely free from weeds.

In the case of large varieties, like Prizetaker and Ailsa Craig, the young seedlings should be transplanted, so as to permit the plants to reach full size.


As soon as the tops die and fall, the bulbs may be pulled and raked into small open windrows, turning every few days with a rake. At convenience, cut off the tops half an inch to an inch from the bulbs, and very soon afterward the bulbs may be picked up in crates and piled loose under cover. The large onion growers use a puller attachment to the wheel hoe that runs under the row of onions and lifts the bulbs. Where help can be procured readily, it will be found cheapest to top the onions with a rough edged case knife and rake away the tops before pulling.

DISEASES AND INSECTS:—For mildew and blight, indicated by gray spots on leaves, spray with Bordeaux Mixture. For smut (dark streaks on leaf and bulb) practice crop rotation. For the white maggot crop rotation is probably the best means of control.

—**Southport Red Globe.** The exact counterpart of Southport Yellow Globe in shape, finely bred neck, handsome appearance, etc; beautiful rich crimson color. large spheres, solid and firm.

—**Mammoth Yellow Prizetaker.** A very handsome onion of the largest size and nearly globular in form. Skin is yellowish-brown; flesh white, mild and tender. It is one of the best of the large sorts. A very profitable onion to grow in a small way for local trade or for shipment to nearby points for fall consumption but being rather a poor keeper, is not recommended for growing in a large way or for storage. To attain largest size, plant in early spring in hot bed, later to be transplanted to open ground. This applies to all large onions.

—**Ailsa Craig.** One of the largest of onions. It is a very handsome oval shaped variety with pale straw-colored skin. Is very productive, a good keeper for so large an onion, and has a mild and agreeably pungent flavor. To attain largest size it should be sown early in hotbed and later transplanted. For exhibition purposes it is unexcelled—always giving under the same conditions larger and more shapely bulbs than the Prizetaker. Market gardeners who grow his and box them, compete successfully with the imported Spanish onion.



Onion, Michigan Yellow Globe

—**Southport Yellow Globe.** Because of its fine globe form, good color, and excellent keeping qualities, always commands a better price in the market than the other less globular yellow sorts. Our seed of the Southport Yellow Globe produces the most uniformly high grade types on the market to-day, and will out-yield other varieties and command a better price. The form is a true, deep globe. Not only has the onion a good depth, but a small neck as well, which makes it cure down well, and insures good keeping qualities and freedom from "stiff necks".

—**Michigan Yellow Globe.** The largest crops of onions are always produced on rich, black lands. On such soils it is found that a globe-shaped onion with a somewhat flattened base gives the largest returns, and to meet the demands of the grower located on such land, we offer this variety. The bulbs are large and uniformly spherical, with very small necks; of rich orange-yellow color; enormous yielders and splendid keepers. No onion grower can afford to plant inferior seed, when such as this can be procured.



ONION—Continued

—**Southport White Globe.** Yields abundantly, producing handsome and uniformly globe-shaped bulbs. The flesh is firm, fine grained, of mild flavor, and as a table variety its clear white color is exceptionally attractive. We have a splendid type of Southport White Globe, a perfect globe in form, with a thin, delicate skin of purest paper whiteness.

—**White Portugal, or Silverskin.** One of the leading white sorts, of beautiful shape and very mild flavor. The bulb is flat in shape and matures early. It is a splendid variety both for family use and the market gardener, and is largely used for sets an account of its fine shape and good keeping qualities. It is also extensively used as a pickling onion, and also for early bunching or "green onions".

—**White Barletta.** This is an early, small, hard, round pickling or bunching variety with opaque white skin. Crisp, tender, and very handsome.

—**White Welsh.** For green onions. This sort does not form a bulb, but is one of the best kinds for "green onions". The plants are perennial.

ONION SETS

Onion sets may be planted as early in the spring as the condition of the ground will permit, and they will produce onions in the green state by June.

—**White Bottoms. Yellow Bottoms. Shallots or Yellow Multipliers. True Tops.**

Parsley

Requires a rich mellow soil. The seed is slow in germinating, and should be sown as early in the spring as possible, in drills one foot apart. When the leaves become old and dull, they may be cut off, and the plant will start a new growth, which will be brighter and better curled.

A fine supply of parsley can be had for winter use by lifting a number of plants and placing them in a small box of soil in a sunny cellar window. Parsley will grow with very little light and furnish an abundance of green material which is appreciated in the winter.

—**Champion Moss Curled.** This superb variety has been reselected and improved and is without question the most perfect type of parsley ever offered. It is of dwarf, compact habit, the exquisite curl of the leaves giving it a very attractive crested appearance.

—**Turnip Rooted.** The fleshy root, which resembles a small parsnip, is esteemed for flavoring soups, stews, etc. They can be dug late in fall and stored in sand for winter use. The foliage is plain. Our strain is the short thick variety, which is much superior to the long types.

Parsnip

Sow as early in the spring as weather will permit, in drills twelve inches apart, covering half an inch deep

—**Intermediate.** Smooth, white, tender, and sugary. A wedge-shaped variety, broad at the shoulder, and easily taken out of the ground; a heavy cropper.

Peanuts

—**Mammoth Virginia.** The most profitable variety to grow. Erect stems and upright foliage, and the largest pods and kernels of any.



Peas

The smooth, round-seeded, extra early varieties of peas are generally the very first to be sown in spring, and should be sown as soon as the ground is fit to be worked. The wrinkled sorts are not so hardy, and should not be planted before the ground has warmed up to a certain degree. Peas of the finest quality are produced on cool, well enriched clay soil, though a rich muck or a sandy loam will furnish larger pods.

Peas will give quicker returns if covered only one inch deep and where earliness is most important they may be treated in that way. Larger pods and more of them will be produced if the seed be planted in trenches three to six in. deep and covered with only one or two inches of soil. When the plants are five or six inches high fill the trench level with the surface. This will secure deep rooting, prevent mildew, and prolong the bearing season. If the peas be covered to the full depth at first, or if water be allowed to stand in the trenches, they will not germinate or grow well. The tall varieties require brush or other suitable support, but by selecting sorts that do not grow over two feet the necessity of providing brush may be eliminated.

For a succession select sorts that follow each other in maturity, or sow a few rows every 10 days throughout the season. For hand cultivation sow in rows 15 inches apart; if grown on a large scale, sow in rows 2 to 3 feet apart. Two pounds will plant 100 feet of row.

INSECTS AND DISEASES:—If lice attack the peas, spray with Nicoteen. For mildew, indicated by a white coating on the leaves, spray with Bordeaux.

Varieties arranged in their order of maturing.

—**Peter Pan.** One of the very finest of the large podded dwarf peas, on the order of Laxtonian, though somewhat earlier. Height 15 inches. Vine and foliage stout, heavy and dark green; pods $3\frac{1}{2}$ inches long, very broad, straight and pointed, containing 6 to 8 very large, dark green peas of superb quality.

—**Laxtonian.** This handsome new wrinkled pea is the largest podded of the dwarf varieties on our list. The beautiful dark green pods are similar to Gradus in shape and splendid quality, are very nearly as large in size and mature a little earlier. The vines are vigorous and productive averaging 15 to 18 inches high; foliage dark green. The very large size and dark green color of the pod commend this variety particularly to market gardeners, and the unsurpassed quality of the green peas make them especially desirable for the table. We believe Laxtonian is one of the most valuable peas of recent introduction.

—**Pioneer.** Unequaled for combination of extreme earliness, superb quality and unusual productiveness. The dwarf, vigorous vines average 15 inches high and carry really enormous crops of large, deep bluish-green pods, measuring $4-4\frac{1}{2}$ inches long, and tightly packed with 8 to 10 extra large deep bluish-green peas, of most luscious flavor. As early as American Wonder and double the size.



Use NITRAGIN with the seed of Peas and increase the yield and improve the soil. Peas inoculated with Nitragin draw nitrogen from the air and convert it into food.



PEAS

—**Little Marvel.** Little Marvel is bound to take rank as the leading early dwarf variety. It is a great improvement over Nott's Excelsior and American Wonder, which sorts we have, therefore, discontinued; pod is larger, and usually contains 1 or 2 more peas. Has two most important features not possessed by the others, the pods are dark green instead of light which makes them more handsome, and when the peas are ready to gather for the table they remain in fine condition for a week longer than Wonders or Nott's. The pods are completely filled almost to bursting with luscious, sugary peas of finest flavor and best quality, borne on vines that are vigorous and wonderfully productive.

—**Thomas Laxton.** Of darker color and more hardy than Gradus. Resembles Little Marvel, but grows taller.

—**Improved Telephone or Alderman.** Vine vigorous, growing about 4 feet high, with large coarse leaves. The pods are of immense size, a fine dark green color much more desirable than the light green of the ordinary Telephone, and the peas are tender and deliciously sweet. Market gardeners are demanding the large podded, dark colored sorts which retain their fine appearance even after shipping a long distance. The Alderman answers these requirements, and furthermore is the most productive variety of this class. We recommend it unreservedly



Peas, Improved Telephone or Alderman

SUGAR PEAS—EDIBLE PODS

The pods are gathered when young and cooked like string beans. Broken and boiled, and served with butter sauce, they have a luscious flavor.

—**Early Giant Sword.** 4 to 5 feet. Very productive, with enormous pods which are thick, fleshy, tender, and sweet.

—**Fuerst Bismarck.** Dwarf. 18 inches high, of large size and excellent quality.

—**Mammoth Melting Sugar.** 4 feet. The pods average 5 to 6 inches long, and 1½ inches wide.



Use NITRAGIN with the seed of Peas and increase the yield and improve the soil; peas inoculated with Nitragin can draw nitrogen from the air and convert it into food.

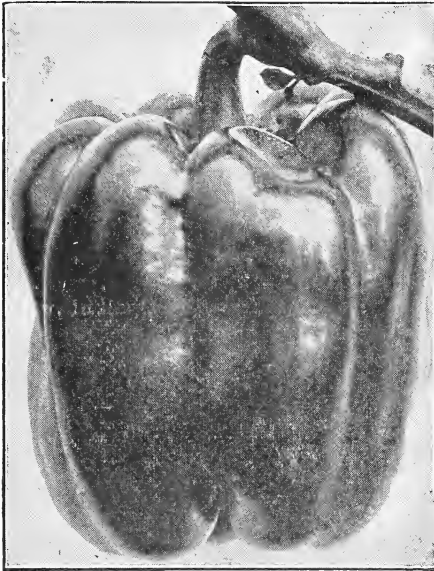


Pepper

Sow in hotbeds or boxes in the house, and set out about the last of May in warm, rich soil. Nothing will be gained by planting peppers in the open until the ground is warm and there is no further danger of frost. They require a high temperature and plenty of sunshine.

—**Long Red Cayenne.** Fruit long, slender, bright red, very hot and pungent; productive.

—**Large Bell, or Bull Nose.** The fruits are large, with thick, mild flesh of excellent quality for use in salads or for stuffed peppers. Deep green when young, bright crimson when ripe.



Pepper, Bull Nose

—**Royal King.** Vigorous and productive, ripening large, attractive fruits early in the season. Deep green when young, bright scarlet red when ripe. Flesh very thick, mild, and fine flavored.

—**Pimiento.** A very thick fleshed, heart-shaped, crimson variety; the sweetest of all peppers.

Potatoes

Our seed potatoes are northern grown by expert cultivators. The tubers are large and free from disease.

—**Extra Early Ohio.** Is a special favorite with marketmen and is the most profitable sort they can grow. Nur stock is grown in the Red River Valley, and may be depended on to give a good yield of tubers of an ideal size for early market use.

—**Irish Cobbler.** Red River grown. A heavy cropping early of medium large size. Always popular by reason of its size, shape, quality, and

color, which latter is a cream white.

—**Rural New Yorker.** Few and shallow eyes, pure white flesh, immense yielder.

Pumpkin

After all danger of severe frosts has passed, the seed may be planted in hills 8 feet apart each way, or in the corn field, using 3 or 4 seeds with that of the corn in every fourth or fifth hill. Do not plant different varieties of pumpkin together, as they are very apt to become mixed, although they do not easily hybridize with squash or other vines. One ounce to 25 hills, 3 pounds per acre.

—**Sweet or Sugar.** Unsurpassed for pies. Small, but very sweet, fine grained, and of the best quality. The skin is deep orange in color.

—**Connecticut Field.** Unrivalled for stock feeding; produces wonderfully well.



Radish, Early Scarlet Globe

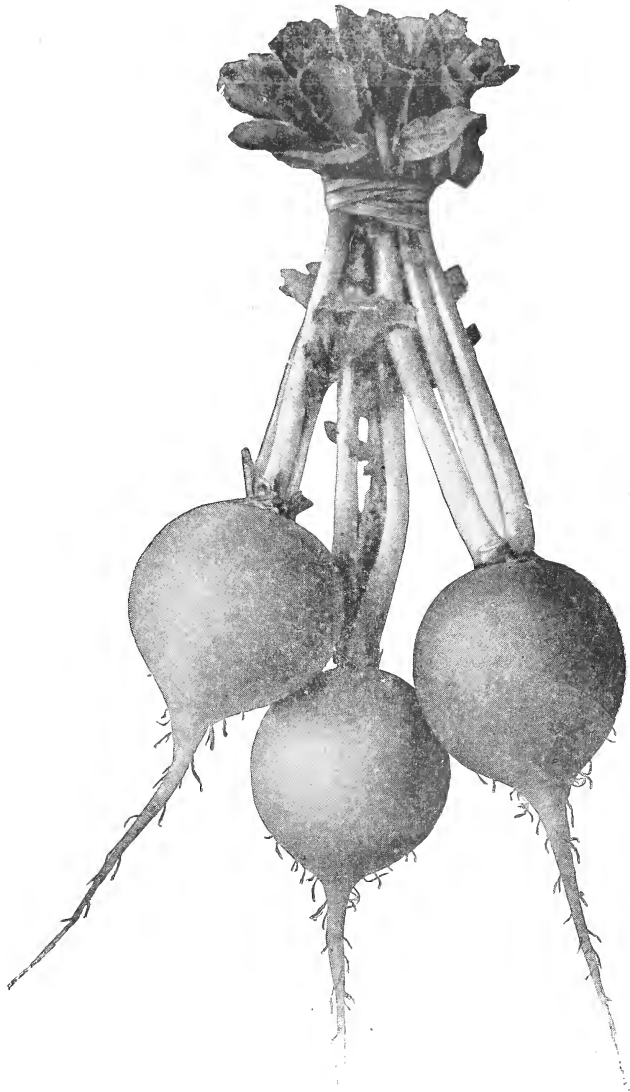
Radish

If you want quality in radishes, you must grow them yourself and eat them while they are still young and crisp. Don't let them get pithy. Grow seasonable kinds; don't try to grow winter radishes during the summer months, or summer radishes during the spring months. There are distinct spring, summer and winter varieties. Up to June 1 plant the early spring types, then the summer sorts, and from July 15 or August 1 the winter varieties.


For the first crop sow as early in spring as the ground can be worked, and every 10 days for a succession. A warm sandy loam will be most likely to afford them brittle and free from maggots. Sow in drills 10 to 12 inches apart, and be sure to thin out the seedlings to give them plenty of room for proper

EARLY SPRING AND MAY RADISHES

—**Early Scarlet Globe, Selected Stock.** A small, round, turnip-shaped red radish with small top; of very rapid growth. It is mild, crisp, juicy and tender; bright scarlet color. Desirable both for forcing and outdoor planting. For home use should be sown every ten days or two weeks, in order always to have a fresh supply. Our stock of this important variety is the very best, selected with special care as to size, shape, color, short top, and earliness.



Radish, Crimson Giant



Radish, White Munich

—**Dallwig's 20 Day.** Quick growth is one of the main essentials for a crisp and tender radish. This variety matures very rapidly, making it valuable both for forcing and for outdoor culture. The flesh is pure white, very crisp and of fine flavor; the skin is a most attractive bright scarlet. Very short leaved. Form slightly elongated or cone-shaped.

—**Crimson Giant.** This giant radish develops roots two inches in diameter and over an ounce in weight, without getting pithy or hollow. Notwithstanding its extraordinary size and weight, this is a splendid forcing sort, its pure white flesh remaining firm and crisp, and of the mildest flavor; equally good for outdoors. Sow the seed thinly to permit full development of the roots.

—**Icicle.** Vies in earliness with the earliest forcing radishes. Roots of pure snowy, almost transparent whiteness, four inches in length and half an inch in diameter; they retain their crispness and fresh, mild flavor a long time. They are slenderly tapering, with but very few small leaves.

—**Scarlet Turnip White Tipped.** Early deep scarlet with white tip; round.

—**French Breakfast.** Olive shaped; scarlet with white tip. Showy and delicious.

—**Earliest White Turnip.** Short top; small, round, delicate, white bulbs.

—**Long Scarlet Short Top.** Long, straight, smooth, rich scarlet; quick grower.

—**Delicacy.** Very early, snow white, tender. Fine for forcing or open ground.

—**Golden Dresden.** A valuable sort both, for market and family use. It is of quick growth, making radishes in twenty-eight days from germination. Roots are of medium size, round, smooth, and have a clear golden skin. The flesh is white and of fine flavor.

—**Dallwig's Oval Shaped Golden Yellow.** Skin rich golden yellow; flesh white, very crisp and tender. The roots are oval, smooth and handsome.



SUMMER RADISHES

—**White Strassburg.** The roots are of handsome oblong, tapering shape; both skin and flesh are pure white. The flesh is firm, brittle and tender, and has the most desirable characteristic of retaining its crispness for a long time. It is excellent for summer use, as it withstands severe heat and grows very quickly. The seed can be planted throughout the summer, and fine large roots will be rapidly formed. Valuable for home use and for the market gardener.

—**Giant White Stuttgart.** Very large heart-shaped white radish of quick growth.

—**Dallwig's Oval Shaped Gray-Black Summer No. 1.** Smooth, solid, crisp, and tender, never grows pithy. Equally fine for forcing or open air culture. A very handsome radish of oval shape and grayish-black color; on some soils the color is black, which is lightened, however, by the irregular white lines appearing at intervals. Unlike most large radishes, this sort may be forced under glass, never losing any of its delightful flavor and crispness. Grown in the open, it matures a little after our Oval Shaped Golden Yellow.

—**Dallwig's Oval Shaped Gray Summer No. 2.** This variety is in every respect equal to our No. 1. It is somewhat later, lighter in color and grows to a larger size. Like No. 1, it may be grown under glass as readily as outdoors, and is a valuable succession to the former. The skin is smooth, the flesh crisp, tender, and of the finest flavor.

—**Reselected White Munich.** The excellence of this radish is found in the quite pronounced but nevertheless agreeable pungency of its flavor. It is very crisp and tender, and has an extremely smooth and fine grained skin with no tendency to throw out side roots. Its form is a tapering oval, and it grows to a very large size. It is suitable for forcing and outdoor planting.

WINTER RADISHES

—**Long Black Spanish.** Root oblong black of very large size, and firm texture.

—**Half Long Black Winter.** Intermediate in shape between the Round and Long Black Spanish.

—**Round Black Spanish.** A turnip-shaped, black-skinned, winter-keeping radish.

—**Long White Winter.** A white winter sort of remarkably fine keeping qualities.

—**Scarlet China.** The roots are cylindrical, color bright deep rose, flesh white, firm, crisp, and pungent.

Ruta Baga

Sow the seed about a month earlier than turnips. They should be sown on ground enriched with well rotted manure, in drills two and one-half feet apart, and thinned to six to eight inches apart in the row. Keep the weeds thoroughly in check with the hoe or cultivator, and when the roots have grown to full size, and before hard freezing weather, pull, cut off the tops, and store in cellar or pit. Ruta Bagas are sometimes sown broadcast, and allowed to take their chances with the weeds and bugs, but this method is successful only on new clearing in which there is no weed seed.

—**Improved American Purple Top.** This variety is without doubt the most popular Swede grown by market gardeners and in kitchen gardens in the country. It possesses a high feeding value, and its keeping qualities are the best. The flesh is firm, and rich yellow in color, with a most delicious flavor.



Rhubarb or Pie Plant

A deep, rich soil is best for rhubarb. Sow early in drills 18 inches apart and one inch deep; the spring following transplant, allowing each plant at least two feet square; each fall mulch with manure. Never allow to run to seed.

To have early and delicious stalks of rhubarb, take any large barrel, knock out the bottom and cut barrel in half. Set one of these halves over a clump of rhubarb. Then get a smaller barrel, take out the bottom, and place barrel over the rhubarb,—inside the half barrel, and fill in the space with heated horse manure up to the top of the outside barrel. The rhubarb will shoot up and fill the inner barrel with tender stalks.

Rhubarb for winter use may be dug just before the ground freezes hard in the fall. Leave the plants on top of the ground, slightly covered with hay, or something to prevent their drying out, and allow them to freeze for several weeks. About Christmas time the roots may be taken into the cellar, or other dark, moderately warm place, and buried in just enough soil to cover them. Water and allow the plants to grow.

—**Victoria.** Leaf stalks very tall and large. Skin thick and red-stained. Pulp quite acid. Very productive and profitable.

Salsify or Oyster Plant

Sow in April, in drills 18 inches apart, in deeply dug and well manured ground. When plants are up a few inches, weed and thin them so as to stand 4 or 5 inches from each other. Store in cellars or pits, the same as carrots.

—**Mammoth Sandwich Island.** This variety is much more uniform in growth than the old standard 'Long White', and it is twice the size and weight. The roots are of superior quality and most delicate flavor, especially after being touched with frost.

Scorzonera or Black Salsify

Cultivate like salsify; it is also cooked in the same manner. It is not seen as often in the market as it ought to be; considered by many superior to salsify.

—**Improved Giant.** Excellent sort with fine, large, smooth roots.

Sorrel

Sorrel is cultivated for its leaves, which possess a very fine flavor. It is boiled and served like spinach, and also makes a delicious soup.

Sunflower

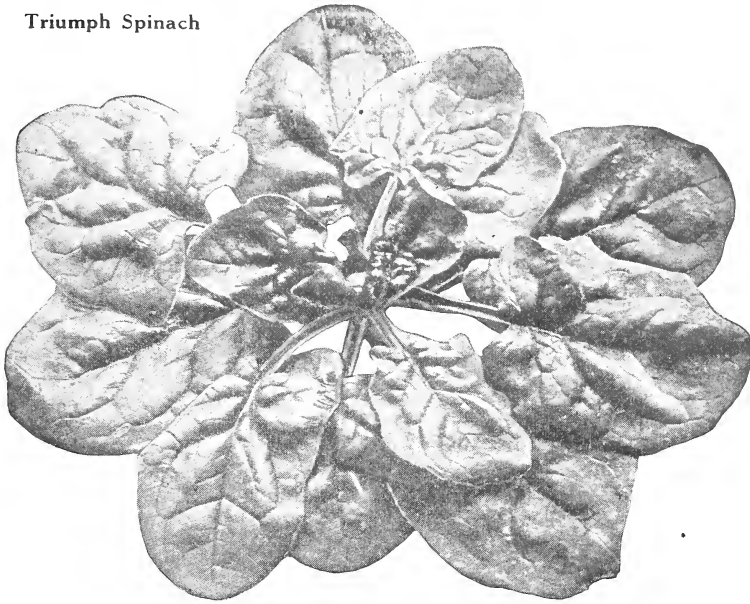
—**Mammoth Russian.** The best variety for the farmer, growing to double the size of the common, and the yield is twice as great. It is highly recommended for poultry.

Wide beds are out of date. Get everything into long rows, so that you can root out the weeds with a horse cultivator or with a hand wheel hoe.

FOR PRICES OF VEGETABLE SEEDS SEE PAGES 4 TO 6



Triumph Spinach



Spinach

Sow in early spring, in drills 12 inches apart (10 to 12 pound to the acre) and every two weeks for a succession, and as it grows, thin out for use. For fall use, sow in August and for winter crop in September. Cover that which is left out over winter with straw or leaves after the weather becomes quite cold. Keep clear of weeds.

—**Antvorskov.** A new long standing variety from Denmark. After all the rest of the spinach varieties have become useless and run to seed, this one stands in prime condition. Antvorskov forms quite large tufts or rosettes, compact and low. The numerous leaves are extra large, broad and rounded, exceedingly bushy, slightly crumpled and of a glossy dark green color. It is vigorous and a rapid grower. It is ready for use practically as early as any spinach and remains in condition much longer.

—**Triumph.** A large growing variety of the best quality, that withstands hot weather longer than any other sort. By its use the spinach season may be extended a whole month. It is not only long standing, but is also superior in size and quality.

—**Victoria.** Heavy, broad, dark green leaves, slightly crumpled. A fine variety for spring sowing, being slow to run to seed.

—**New Zealand.** This sort is grown to take the place of the ordinary spinach during the hottest months of the year, or in dry, arid localities, where ordinary spinach does badly. The leaves are eaten boiled like those of other kinds. Sow New Zealand Spinach in March, in heat, and transplant about the end of May, setting the plants about 3 feet apart. The seed should be well soaked in hot water before sowing.



Swiss Chard or Spinach Beet

Also called Cut and Come Again Spinach. The leaves are used for greens the same as spinach or beet tops; they are equal in quality and easier to prepare than spinach, and far superior to beets. It can be used all summer, when spinach is not available. Later the leaves grow very large, with broad, flat, pure white stems and mid-ribs, which may be cooked like asparagus.

—Zurich. Yellowish green, fine curled.

—Giant Lucullus. A moss curled, yellowish green sort with very large leaves.




Swiss Chard, Lucullus

Salad Plants

Salad Plants are a wholesome addition to a more substantial diet. We call attention to the following, some of which are but rarely brought to the table in the average household:

Beet	Celeriac	Chervil	Chicory	Corn Salad
Cress	Cucumber	Dandelion	Endive	Lettuce
Mustard	Tomato			



Warted Hubbard Squash

Squash

Never sow the seed in the spring until lasting warm weather is an absolute certainty. A warm, mellow, well-manured soil suits them best. The seed is planted in hills about 4 ft. apart each way for the bush varieties and marrows, and 8 feet apart each way for the running varieties. Plant 12 to 15 seeds in each hill so as to offset the loss by insects and weakness. When all danger of such losses is past thin to three plants to the hill. Winter sorts may be planted with corn, using 4—5 seeds in every fourth or fifth hill. One ounce of seed will plant 50 hills of the early sorts or 30 of the later varieties; 5 to 6 pounds to the acre. **INSECTS:**—Insect pests that attack the vines when small, such as the striped beetle, may be kept off by frequent dusting with Slug Shot or by spraying with Pyrox; for plant lice spray the under side of leaves with Black Leaf 40.

EARLY BUSH VARIETIES

—**Giant Summer Crookneck.** Without a doubt this is the most popular summer squash grown. The flesh is thick, yellow, and of splendid quality.

—**Early Mammoth White Bush.** A superb sort for early use, and is considered to be the best of the scalloped varieties.

—**Vegetable Marrow.** Flesh is very tender and marrowy, and may be cooked in the same way as ordinary squash, or fried like egg plant.

RUNNING VARIETIES FOR AUTUMN AND WINTER CROPS

—**Warted Hubbard.** Similar in size and quality to the well-known Hubbard, but is more heavily warted, and a very dark green in color; the flesh is rich bright orange-yellow, fine-grained, thick, and dry. Our stock is exceptionally true.



Tomato

The seed may be sown in hotbeds with good bottom heat in February or March; when the plants are 2 or 3 inches high, transplant into other frames 4 or 5 inches apart each way, or into boxes or single pots which are to remain in the frames. Set the plants out in open ground not earlier than the last week in May or the first week in June; being very tender, they will not bear the least frost. Choose a light, sandy, or gravelly loam, in a well-sheltered situation, and with a southern exposure if possible, as early fruit is desirable. In such a location the plants may be set about four feet apart each way, using a large shovelful of well-rotted manure in each hill: On rich soils but little, if any, manure is necessary.

Tomatoes can be kept for several weeks after frosty nights have come by packing the fruit in the cork dust in which the imported grapes are received.

INSECTS AND DISEASES:—Don't let the flea beetles ruin your tomato plants. They often appear in large numbers soon after the plants are in the field; spray with arsenate of lead and Bordeaux; the former will destroy and repel beetles and other chewing insects, while the latter will be effective against fungus enemies. A little collar of paper wrapped around each plant will protect it from damage by cutworms.

Varieties arranged in their order of maturing.

—**John Baer.** Produces an enormous crop of the most perfect, high crown, beautiful, large shipping tomatoes. Has a wonderful glistening scarlet color, mild, deliciously sweet flavor, and solid and meaty flesh. Ripens evenly right up to the stem. John Baer is not only the very earliest to ripen its first fruits, but it continues to furnish marketable fruits much longer than other very early varieties. We consider it a valuable sort for market gardeners' use.

—**Bonny Best.** About a week earlier than Chalk's Early Jewel and almost as early as the best types of Earliana. Fruit very smooth, solid and uniform, produced in clusters in center of the plant; color an intense glowing scarlet; it ripens uniformly to the stem end, and is very productive. The most largely grown variety for forcing.

—**Sparks' Earliana.** Our strain of this first early sort is earlier and decidedly superior to much that is sold as Sparks' Earliana, and the extreme earliness of its large, smooth fruits makes it a very profitable tomato for market gardeners, as well as desirable for the home garden. The flesh is solid, of good color, and of decided acid flavor.

—**Chalk's Early Jewel.** Within a week to ten days as early as Earliana, it is a heavier cropper, with fruit of larger size and sweeter flavor, produced continuously.

—**Early Detroit.** The largest and best in shape of the early purplish pink tomatoes. Vine vigorous and very productive. Fruit exceptionally uniform in size, globe shaped, heavy, firm, smooth, and well adapted for shipping.

—**Yellow Plum.** Fruits are yellow, plum-shaped, growing in clusters; excellent.

—**Golden Queen.** A handsome yellow tomato of large size, solid and smooth.

—**Beauty.** A standard second early purple variety. One of the handsomest; fine mild flavor; attains good size, has a long season of bearing, and yields heavily.



W. E. DALLWIG

34-Juneau Ave. MILWAUKEE



Bonny Best Tomato



TOMATO

—**Dwarf Champion.** This is sometimes called the "Tree Tomato." It is a second early purplish pink variety, especially desirable where garden space is limited. The vines are about two feet high, vigorous, upright and compact. The fruits are medium sized, exceptionally smooth and of very good quality. Our stock is a very superior strain with more even, smoother fruit than the original.

—**Cream City.** Smooth, always round, and of good size. The color is purplish crimson; flesh is very thick, firm and solid, with few seeds. Good shipper, does not crack or rot.

—**Matchless.** A strong, vigorous grower. The fruits, of a rich cardinal red, are remarkably solid and smooth, free from core, and uniformly of the finest flavor. The tomatoes are always of the largest size, produced abundantly throughout the season.

—**Ponderosa.** This is the largest fruited tomato and is fine for slicing. The vine is of strong growth; fruits oblong in form, deep through, and generally ridged or ribbed; deep purple in color. They are solidly fleshy with small seed cells; of fine flavor. In good soil, fruits frequently attain a weight of one pound.

—**Yellow Husk or Ground Cherry.** Very sweet, mild flavor; used for preserves. Vines low and spreading. Fruits small, about one-half inch in diameter, enclosed in a loose husk. We offer the true Yellow Ground Cherry, not the purple fruited sort which is scarcely edible.

PYROX on your tomatoes kills insects and worms. prevents disease, increases yields. Spray early; the best protection is prevention.

Tobacco

When the plants are about six inches high transplant into rows, 4 or 5 feet apart each way, and cultivate thoroughly with plow and hoe.

—**Connecticut Seed Leaf.** A hardy cigar variety, well adapted to growing in the middle and northern states.

—**Havana.** Leaf is very thin and of fine texture. Much used for cigar wrappers.

Turnip

The value of turnips and ruta bagas for feeding stock in winter is not fully appreciated; they are much liked by all kinds of stock and serve to keep them in good condition. They should not be fed, however, in large quantities to milch cows, or the flavor of the milk will be disagreeably affected. For summer use sow early in the spring in light, rich or new soil; for fall or main crop sow from the middle of June to the first of August.

—**Purple Top White Globe.** This excellent table variety is globular in shape, of good size and very attractive appearance. The roots are purple or dark red above ground, white below. The flesh is white, fine grained, and tender.

—**Purple Top, Strap Leaved.** An early strap leaved sort extensively used for the table. The roots are flat, of medium size, dark red or purple above ground, white below. The flesh is white and tender.

—**White Egg.** An early, oval or egg shaped variety, with smooth, clear white roots of medium size. The flesh is clear white, firm, fine grained and sweet



Dallwig's Lawn Grass

There is nothing which adds more to the external attractiveness of the home than a beautiful lawn. Anyone can have it. It will grow in the back yard of a city house as well as in the front. It will grow in the village as well as in the meadow or on the hillside. It is the world-wide covering of the earth, as beautiful as flowers, more durable, less costly, nature's own blanket over the rocky soil. Little trouble to prepare the soil to receive the seed, always a fair certainty of its growing, and when established a thing of beauty and a joy.

There exists no reason for unsightly or bare spots in yard or lawn, no reason except indifference to the beautiful. Put down grass seed wherever it is wanted, and you will be amply repaid in the satisfaction of having beautified your grounds.

The Lawn Grass Mixtures which we offer should not be compared with the cheaper preparations advertised. Our prescriptions are of the best chosen varieties as respects color, texture and permanency, and will, in the shortest time possible, produce a beautiful, dwarf, compact turf, which will endure the summer heat, and insure a rich, deep green sward throughout the season. In making up these mixtures, we are extremely careful to use only the very best quality seed, which has been thoroughly re-cleaned, the light seeds and chaff being removed, and only clean, heavy, pure seeds retained. Much low priced grass seed is always offered, but close examination will generally reveal the fact that this consists largely of chaff, or of the coarse growing, cheap varieties of grasses which are not adapted for fine lawns. Anyone who purchases cheap, badly mixed lawn grass will soon realize that it was a poor investment, as the error will stand out for years in glaring ugliness.

As it is always desirable to have a close, thick turf as soon as possible, it is best to use sufficient seed, as this will save much of the re-seeding so frequently required by not sowing closely enough in the first place. One pound will seed 400 square feet (20x20); 100 pounds should be sown to the acre. For renovating old lawns use half these quantities.

—**Dallwig's Lawn Grass Mixture.** This is our standard mixture, which will produce a satisfactory stand on soils of varying geological and physical condition.

—**Mixture for Shaded Places.** Is especially prepared for use in shaded places.

—**Deepwoods Mixture.** Deeply shaded places, produced by overhanging large trees, buildings, etc., are often difficult to keep in grass. This mixture will produce perfect swards in such locations. Too much shade creates sour soil, and to guard against this apply air-slaked lime at the rate of one bushel to each 1000 square feet about every three years. Frequent applications of bone meal or sheep manure are a great help in forming a thick, healthy growth of grass.

—**Mixture for Terraces and Embankments.** A special mixture of grasses best suited for sowing on terraces and side hills,—grasses that produce strong, spreading roots, thus preventing heavy rains from washing them out, that will withstand drought and exposure, thrive on shallow soils, and at the same time produce a rich green turf throughout the season.

	1 lb	5 lb	10 lb	25 lb	50 lb	100 lb
Dallwig's Lawn Grass Mixture.....	.40	1 90	3 70	9 00	17 00	32 00
Mixture for Shaded Places.....	.50	2 25	4 25	10 00	19 50	38 00
Deepwoods Mixture & Mixture for Terraces				Ask for prices		



DALLWIG'S HIGH-GRADE FLOWER SEEDS

General Directions for Culture

We have adopted the following signs to distinguish the class to which the varieties so marked belong.

hA	Hardy Annuals.	}	These attain full growth from seed the first year, flower, and die.
hhA	Half Hardy Annuals.		
tA	Tender Annuals.		
hB	Hardy Biennials.	}	These grow from seed the first year, bloom and die the next; some bloom the same year if sown early.
hhB	Half Hardy Biennials.		
hP	Hardy Perennials.	}	These live out over winter; they bloom the second year from seed.
hhP	Half Hardy Perennials.		
G	Greenhouse Plants. To be started indoors and planted out when warm.		
S	Stove Plants. To be grown inside all the year round.		

The letters following the name of the variety indicate the class to which the plant belongs. By referring to the same letters in the directions below, the culture necessary will be shown at a glance.

Hardy Annuals. hA. Seeds of the hardier annuals may be sown where they are to grow, but it is better to transplant, as the plants are generally stronger. The best plan is to sow in earthenware seed pans or in boxes about 2 inches deep, which should be filled to the depth of an inch with broken pots, coal ashes, or any rough material that will furnish perfect drainage; the upper inch should be nicely sifted soil, composed, if possible, of about one-third each of sand, leaf mould and light garden loam. Press firmly and evenly, and water thoroughly the day before sowing.

Cover with a pane of glass or one or two thicknesses of newspaper to prevent the too rapid evaporation of moisture, and keep in a temperature of between 60 and 70 degrees. Water carefully as needed. Remove the glass or covering after the seeds have germinated, and when the seedlings are large enough to handle they should be transplanted into similarly prepared boxes 1 inch apart each way, or put into small pots, and kept here until time to plant in the open. At all times they should have an abundance of air to prevent damping off.

Half Hardy Annuals, hhA, Half Hardy Biennials, hhB, and Half Hardy Perennials, hhP. The seeds may be sown from March to April, either in a hotbed, or in the house in pans or boxes, as directed for hardy annuals. When the young plants are strong enough, transplant to give them more room, either into other pans, pots or boxes, or into frames. Plant about the end of May in open ground that has been deeply dug and well enriched. Water liberally when dry. When all danger of frost is past, say at the end of May, another sowing of half hardy annuals may be made in the open ground, as would be done with hardy annuals.

Tender Annuals, tA. Sow and treat much as directed for hardy annuals, but in a rather greater heat. Be sure to use a very light sandy compost. Prick off into separate pots as soon as the plants are out of the seed-leaf, and when strong enough transplant to the open, but not until settled warm weather has arrived.

Greenhouse and Stove Plants. Sow as directed for tender annuals. Cover very lightly and water carefully with a fine rose.



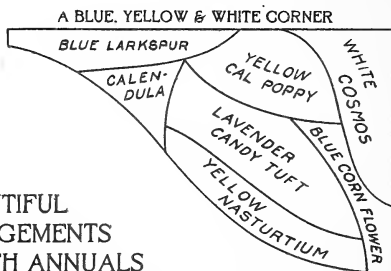
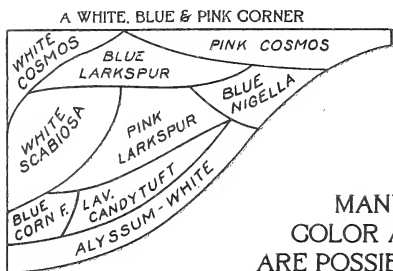
Hardy Perennials, hP, and Hardy Biennials, hB. These may be sown under cover at almost any time of the year in pots or pans, and out of doors from June to September, in soil as prepared for hardy annuals. Winter in cold frames, or cover lightly with straw or leaves. Remove the covering soon as frost is out of the ground in the spring and loosen the surface around the plants, which, when large enough, may be transplanted to the flower-garden where they are to stay.

General Note. A common mistake in sowing flower, as well as other seeds, is to cover too deeply. As a general rule, cover only to the depth of the thickness of the seeds; or with medium sized seeds, like Balsam, Zinnia, etc., a half inch or less. Such fine seed as *Portulaca* needs only to be pressed into the soil with a piece of board or the palm of the hand. Always press the earth down firmly after sowing all flower seeds, else there is danger of their drying up before the roots can get firm hold of the soil.

USEFUL LISTS OF ANNUALS FOR A VARIETY OF PURPOSES

Most Popular	Best for Cutting	Annuals for Sun	Annuals for Shade
Alyssum	Alyssum	Balsam	Adonis
Aster	Aster	Celosia	Begonia
Balsam	Calendula	Dimorphothecca	Godetia
Calendula	Candytuft	Escholtzia	Musk
Candytuft	Chrysanthemum	Gaillardia	Pansy
China Pinks	Coreopsis	Helianthus	Violet
Coreopsis	Cornflower	Heliotrope	
Cornflower	Cosmos	Nasturtium	Dwarf for Edging
Cosmos	Dimorphothecca	Petunia	Ageratum
Gaillardia	Everlastings	Poppy	Alyssum
Marigold	Gaillardia	Portulaca	Begonia
Mignonette	Gypsophila	Salvia	California Poppy
Nasturtium	Larkspur	Verbena	Candytuft
Nigella	Marigold	Climbing Annuals	Celosia cristata
Pansy	Mignonette	Canary Bird	Coleus
Petunia	Nasturtium	Cardinal Climber	Dimorphothecca
Phlox	Nigella	Cobaea	Forget-me-not
Poppy	Phlox	Cypress Vine	Four O'Clock
Portulaca	Scabiosa	Gourds	Lobelia
Salvia	Schizanthus	Hyacinth Bean	Marigold, Dwarf
Scabiosa	Snapdragon	Japanese Hop	Nasturtium, Dw.
Snapdragon	Stocks	Morning Glory	Phlox
Stocks	Sunflower	Nasturtium	Portulaca
Sweet Peas	Sweet Peas	Scalet Runners	Pansy
Verbena	Sweet Sultan	Wild Cucumber	Verbena
Zinnia	Zinnia		Vinca

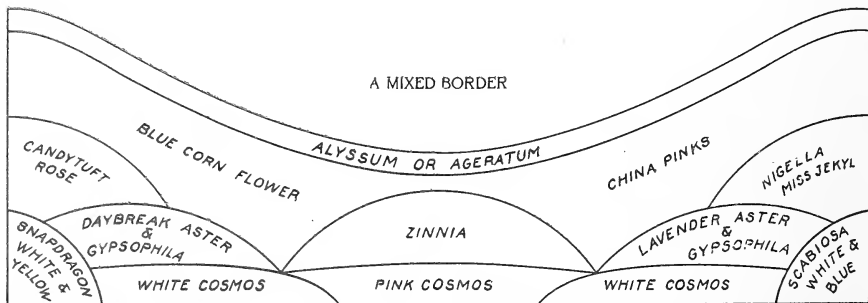
About September 1, we issue a catalog of spring flowering bulbs for fall planting, listing Hyacinths, Tulips, Narcissi, Lilies, etc. Ask us to reserve a copy for you.



MANY BEAUTIFUL
COLOR ARRANGEMENTS
ARE POSSIBLE WITH ANNUALS
HERE ARE A FEW SUGGESTIONS

COSMOS
ROSE QUEEN SNAPDRAGON
NEWPORT ROSE LARKSPUR
MAYFLOWER PINK VERBENA

A PINK BORDER



Acrolinium hhA

—**Roseum.** A showy annual bearing pretty white and rosy pink everlasting flowers which may be dried and used in winter bouquets. Packet, 5c; $\frac{1}{4}$ ounce, .20

Adonis hA

—**Aestivalis.** Bright crimson flowers peering from finely cut foliage. Pkt., .05

Ageratum hA

Very effective bedding plants; remain in bloom throughout the summer.

—**Blue Perfection.** Dwarf, compact growth; its color is a deep amethyst blue; has nothing of the faded-out appearance of the old style Ageratum. Pkt. .05

—**Little Blue Star.** The bushy plants do not exceed 5 inches in height, with clusters of light blue flowers with purple center, changing to pure light blue. .10

Althaea. See Hollyhocks.

Alyssum hA

A general favorite, with delicate flowers of exquisite fragrance, very free flowering, suitable for beds, borders and rock-work; fine for cut.

—**Benthmi.** Best for cutting. Packet, 5c; $\frac{1}{4}$ ounce, 15c; 1 ounce, .30

—**Little Gem.** This should really be called the "Snow White Carpet Plant," as the plants, which are only a few inches high, grow so dense, and are so completely covered with snow white blossoms as to give the impression of a beautiful carpet spread over the ground. We know of no other white flower which is so particularly well adapted to borders, ribbon bedding, etc.

Packet, 5c; $\frac{1}{4}$ ounce, 20c; $\frac{1}{2}$ ounce 35c; 1 ounce, .60

—**Lilacinum, Lilac Queen.** A new variety of Alyssum with pure lilac flowers, the color becoming more intense as the season advances; dwarf. Packet .10

Amaranthus hhA

—**Tricolor.** Joseph's Coat. Valuable for bedding, having pretty ornamental foliage, variegated crimson, yellow and green; 2 $\frac{1}{2}$ feet. Packet .05

Ammobium hA

—**Alatum Grandiflorum.** 2 $\frac{1}{2}$ feet. This pretty white Everlasting should be in every garden; grows in sandy soil. Packet, 5c; $\frac{1}{4}$ ounce, .15

Antirrhinum. See Snapdragon.

Aquilegia or Columbine hP

In the garden of hardy flowers the Columbines or Aquilegias deserve distinguished consideration and a place of honor. Lovely and graceful in foliage and bloom, exquisite in coloring, absolutely hardy, and thrive in sun or shade.

—**Chrysantha.** Golden yellow; flowers large, long-spurred; 3 feet. Packet, .10

—**Coerulea.** Rocky Mountain Columbine. One of the most beautiful of our native American flowers; sepals deep blue, petals white. Packet, .10

—**Long Spurred Hybrids.** Magnificent hybrids in the greatest variety of colors and shades: one of the finest strains. Packet, .10

Arctotis hhA

—**Grandis.** Daisy-like flowers, pure white, lilac on the under side, with a lavender disc. Most useful for cutting, having long, erect stalks. Packet, .05



Asparagus S

—**Plumosus Nanus.** Asparagus Fern. One of the prettiest house plants. Leaves are bright green, gracefully arched, surpassing Maidenhair Ferns in grace, delicacy of texture and richness of color. The hard seeds need soaking and bottom heat to sprout them. 10 seeds, 10c; 25 seeds, 20c; 100 seeds, .75

—**Sprengeri.** Most handsome seen drooping gracefully from pot or hanging basket; of fresh, light or apple green hue. 25 seeds, 10c; 100 seeds, .30

Asperula hP

—**Odorata.** (Waldmeister.) Grown for its fragrant leaves and stems, used for flavoring May Wine. It grows best among shrubbery in semi-shaded position where it can remain undisturbed; flowers white. Packet, .10

Asters hhA

The great diversity of size, color, form, and season of blooming make the Aster one of the most suitable plants for cut flowers. We offer choice seed that has been grown for us from the best types by the most skillful cultivators.

Asters are sometimes troubled with a fungus known as blight, the nature of which is but imperfectly understood. As a preventive measure pull up and burn all affected plants, spread air-slaked lime over the beds in the fall, and choose an entirely new location for your Asters the next year, where Asters have not been grown for at least two years preceding. Fertilize with pulverized sheep manure. If the plants are attacked by the aster-beetle, dust with Slug Shot.

—**Queen of the Market.** Very early, extremely floriferous, medium sized variety with long stems. Excellent for cutting. White. Pink. Light Blue. Dark Blue. All Shades Mixed. Packet, 5c; $\frac{1}{2}$ ounce, .40

—**The Royal.** Its habit of growth is entirely distinct, the stems growing directly from the ground and not on side shoots from the main stem like other varieties. The petals are very broad and distinctly incurved or shell-shaped, giving an effect of shading which enhances the beauty of the color. Medium early. White, Shell-pink, Lavender, Purple, Mixed. Packet, 5c; $\frac{1}{2}$ ounce, .40

—**Heart of France.** Large full flowers of rich ruby red, with a warm velvety texture. The plants are of branching type, with long, strong stems. Midseason. Packet, 10c

—**Astermum.** A splendid new type of the Hohenzollern Aster, of immense size, center very full. The following is the description by the raiser, A. A. Sawyer: "The plant itself grows straight up with very strong, sturdy stems, starting near the base and reaching from 18 to 24 inches. Each plant yields from ten to fifteen blooms, and their solidity is such that they make good shippers". White. Pink. Lavender. All Shades Mixed. Packet, 10c; $\frac{1}{2}$ ounce, .35

—**Giant Branching.** A strong growing Aster whose tendency to form numerous branches is very marked; therefore it should have more room than other sorts. A rather late bloomer, thus giving its crop of flowers at a season when there is always a scarcity of bloom. The flowers are borne on very long stems, and are four inches and more in diameter, with broad, long petals. White. Lavender. Purple. Daybreak Pink. Rose Pink. Crimson. All Shades Mixed. Packet, 5c, $\frac{1}{2}$ ounce, 20c; $\frac{1}{4}$ ounce, 35c; 1 ounce, 1.25



W. E. DALLWIG

34-Juneau Ave. MILWAUKEE



Giant Branching Aster

**Auricula hP**

—**Primula Auricula.** A dwarf growing hardy plant, bearing in early spring umbels of fragrant flowers of many rich and beautiful shades. Packet, .10

Balloon Vine. See Climbing Vines.

Balsam Apple and Pear. See Climbing Vines.

Balsam hhA

Lady Slipper. An old and favorite garden flower, producing its gorgeous masses of beautiful brilliant-colored double flowers in the greatest profusion. Balsams like the hot sun, rich soil, and plenty of water. For perfect development the plants should be set 12 to 18 inches apart, and be twice transplanted.

—**Double Rose Flowered Mixed.** Packet, 5c; $\frac{1}{4}$ ounce, 15c; 1 ounce, .40

Begonia G

—**Tuberous Rooted.** For brilliancy of color, duration and profusion of bloom, few plants can compare with the tuberous-rooted Begonias. Seedlings raised in heat early in spring will flower the same summer. For outdoor bedding select a shady, moist situation.

—**Single Mixed.** Saved from the finest exhibition varieties, all having large, well formed flowers of many brilliant shades of color. Packet, .25

—**Fibrous Rooted.** A continuous flowering type of Begonia of the greatest value for bedding; the flowers, although small, are of brilliant colors and borne in great profusion from summer to autumn.

—**Erfordia.** Pretty variety, densely covered delicate rose flowers. Pkt., .15

—**Gracilis Luminosa.** Large bright scarlet flowers. Packet, .20

—**Rex. S.** Grown for their large, beautiful, ornamental leaves. Packet, .25

Bellis hB

Charming little plants for edgings and borders, also for rock work.

—**Longfellow.** Rose. —**Snowball.** White. —**Mixed.** Packet, .10

Calceolaria S

Very handsome and showy, covered with a great many curious pocket-like flowers; grow about 18 inches high. Packet, .25

California Poppy. See Escholtzia.

Cacalia hA

Tassel Flower or Flora's Paint Brush A pretty, easily grown annual with tassel-shaped flowers of orange and scarlet color. Packet, 5c; $\frac{1}{4}$ ounce, .25

Celosia or Cockscomb tA

—**Cristata Nana.** A highly ornamental annual, valuable for bedding and pots; produces large comb-like heads, like ruffled chenille; 10 inches high.


—**President Thiers.** Bronzy foliage and velvety crimson combs. Packet, .10

—**Mixed.** Many shades of red and yellow. Packet, .05

—**Thompsoni Magnifica.** This represents the most perfect strain of the feathered or ostrich plumed Cockscomb. Plants have a true pyramidal branching growth and the flower spikes vary in the most magnificent shades of colors, ranging from the clearest yellow to the darkest blood-red. Of great value for all decorative purposes in and out of doors; 2 to 3 feet. Packet, 10c; $\frac{1}{4}$ ounce, .35



Calliopsis



Candytuft

Calliopsis or Coreopsis hA

Very showy annual, producing flowers in every shade of yellow, orange, crimson and brown; bloom until frost; splendid for cut. Pkt., 5c; $\frac{1}{4}$ ounce, .20

Campanula or Bellflower hB

Nothing can surpass the grace of the clusters of delicate flower bells that distinguish the Campanulas. They are indispensable hardy plants, of tall and imposing habit. The dominant color is blue, but there are also pink and white.

—**Calycanthema.** Cup and Saucer. A beautiful variety; the bell or trumpet is very large, and is surrounded by a collar, exactly like a cup and saucer combined, hence its name. White. Pink. Blue. Mixed. Packet, .05

—**Medium.** Similar to Calycanthema, but has no saucer. Mixed. Packet, .05

Candytuft hA

The Candytufts are among our best hardy annuals for edgings, bedding, massing or rockeries, and for cutting.

—**Empress or Giant Hyacinth Flowered.** A beautiful variety bearing candelabra-shaped branches, each producing a large truss of pure white flowers, presenting perfect pyramid of bloom throughout the summer. Pkt., 5c; $\frac{1}{4}$ oz., 20c; oz. .50

—**White Rocket.** Packet, 5c; $\frac{1}{4}$ ounce, 10c; 1 ounce, .25

—**Queen of Italy.** An exceedingly free flowering, dwarf, compact variety, with almost evergreen foliage and delicate pink flowers. Packet, 5c; $\frac{1}{4}$ ounce, .20

—**Umbellata.** Purple. —**U. Dunetti.** Crimson. —**U. Lilacina.** Lilac. Pkt., .05

—**Mixed.** All shades mixed from separate colors. Pkt., 5c; $\frac{1}{4}$ oz., 10c; 1 oz., .35



Calendula



Centaurea Cyanus

Calendula hA

Very showy border plant, lasting the whole of the summer without any attention whatever beyond keeping the seed vessels picked off, and spraying occasionally with Black Leaf 40 to keep aphids in check. Not at all particular as to soil or surroundings, and may be described as everybody's flower

--Orange Giant. The outer petals are slightly imbricated, while the center ones are curved like those of the peony; glowing orange. Ours is a selected strain, such as we furnish to florists for winter culture in greenhouses.

Packet, 5c; 1/4 ounce, 15c; 1 ounce, .50

--Sulphur Queen. Large sulphur yellow. Packet, 5c; 1/4 ounce, 15c; 1 ounce, .50

--Mixed. All shades. Packet, 5c; 1/4 ounce, 20c; 1 ounce, .35

Centaurea

--Cyanus. hA. Known as Cornflower, Bachelor's Button, Bluet, Ragged Sailor.

--Single Mixed. Packet, 5c; 1/4 ounce, .15

--Emperor William. Single blue. Packet, 5c; 1/4 ounce, .20

--Double Mixed. Packet, 5c; 1/4 ounce, .20

--Imperialis. hA. Royal Sweet Sultans. Beautiful, sweet-scented, artistically shaped flowers borne on long, strong stems, and when cut will stand for days.

--Armida, lilac. --Favorita, brilliant rose. --Gigantea Alba, giant white.

--Graziosa, dark lilac. --Splendens, dark purple. --Suaveolens, yellow.

--Iphigenia, rosy lilac with light center. --Mixed. All shades. Packet, .05

--Gymnocarpa. hhP. Dusty Miller. This is planted for its silvery gray foliage, not for flowers; for bedding and borders. Packet, .05

**Chrysanthemum—Annual hA**

Among annuals these pretty flowers hold a leading position; beautiful in beds and borders and good for cutting.

—Single Mixed. —Double Mixed.

Packet, .05

Chrysanthemum—Perennial hP

—**Maximum Perfection, or Ox-Eye Daisy.** A free-blooming hardy perennial, 2 feet high, literally smothered with pure white, yellow-centered flowers. Pkt., .05

—**Shasta Daisy, Alaska.** Bears immense flowers of purest white, on long, wiry stems; splendid cut flowers of good lasting qualities. Packet, .10

—**Japanese.** hhP. If seed is sown in February or March, the plants will bloom profusely next fall; magnificent, enormous flowers. Packet, .10

Cineraria S

Our superb strain of Cinerarias is distinguished by its splendid range of colors, the mixture including every conceivable shade of pink, carmine, crimson, and blue, as well as pure white, and the gorgeous bicolors of crimson and white, and blue and white. The flowers are of immense size, borne on plants of compact, robust habit.

Packet, .25

—**Bedding Cineraria, Maritima Candidissima.** White foliage.

Packet, .05

Clarkia hA

—**Elegans.** Very pretty annual with smilax-like foliage, and double rosette-like flowers close to the stem.

Packet, .05

Cobaea. See Climbing Vines.


Coleus tA

Highly ornamental foliage plants in an endless variety of colors and shades, indispensable for ribbon and carpet bedding; 1 to 2 feet. Packet, .15

Coreopsis hP

—**Grandiflora.** One mass of golden yellow, daisy-like flowers on long, graceful stems; beautiful cut flower.

Packet, .05



Cosmos

Cosmos h.A

For cutting for bouquets and vases this is one of the finest flowers grown; the long stems and feathery foliage lend themselves to graceful arrangements. The plants, of symmetrical pyramidal form, are one mass of feathery, emerald green foliage, studded with mammoth flowers of white, pink, or crimson, enlivening the garden long after more tender flowers have succumbed to early frost.


—**Early Flowering Mammoth.** We have dropped the ordinary Early Flowering varieties which produce small flowers, as well as the late Giants which are nearly always caught by early frost, and now offer only these Mammoth Early Flowering sorts.

—White. —Pink. —Crimson. —Mixed. Packet, 5c; $\frac{1}{2}$ ounce, .30

Giant Flowered Cyclamen S

Alpine Violet. Charming bulbous-rooted plants with beautiful foliage and rich-colored, orchid-like, fragrant flowers; they require sandy loam.

—**Crimson King**, dark bloodred. —**Magnificum**, white with eye. —**Mont Blanc**, pure white. —**Perle von Zehlendorf**, salmon. —**Rose von Zehlendorf**, salmon-pink. —Mixed. Packet, .25



Annual Larkspur

Delphinium or Larkspur

The Larkspur is one of the loveliest of the tall garden plants. The graceful spikes are produced abundantly and are excellent for cutting.

- Belladonna.** hP. Lovely pale blue with white center; 4 feet. Packet, .10
- Bellamosum.** hP. A dark blue form of Belladonna, with the same freedom of bloom. Packet, .10
- Stock Flowered.** hA. Plants branch freely, bearing long spikes of beautiful double flowers. — —**Sky Blue.** — —**Dark Blue.** — —**White.** — —**Newport Rose.**
- —**Mixed.** Packet, 5c; $\frac{1}{2}$ ounce, 25c; 1 ounce, .75
- —**Exquisite.** This charming new Larkspur is a beautiful soft pink Pkt., .10

**Dianthus**

The numerous species of *Dianthus* include several garden flowers that are indispensable for their beauty and usefulness. We wish to call special attention to the merits of the Chinese and *Heddewigii* varieties. These are worthy of far more general culture than they at present receive. They grow freely from seed, and remain in full beauty for months.

—**Barbatus.** hP. Sweet William. A well known sweet scented old fashioned perennial for bedding and borders, forming fine clumps in any good garden soil. It is one of the most desirable plants for garden display.

—**Single Mixed.** Giant flowered; a great improvement on the old kinds, both in colors and size of flowers. Packet, 5c; $\frac{1}{2}$ ounce, .20

—**Johnson's Giants.** The range of colors includes shades which are not to be found in other strains, and the markings are most attractive. Packet, .10

—**Atrococcineus.** Single bloodred. Packet, 5c; $\frac{1}{2}$ ounce, .25

—**Double Mixed.** Packet, 5c; $\frac{1}{2}$ ounce, .25

—**Cariophyllus.** hB. Double Garden Carnation. The seed we offer is saved from one of the finest collections in Europe. Packet, .10

—**Chinensis.** hB. China Pink. Singularly rich and varied colors. Splendid for beds and showy in borders; blooms a long time. Packet, 5c; $\frac{1}{2}$ ounce, .15

—**Heddewigii.** hB. Japanese Pink. Flowers very large and of the most brilliant colors, varying from pure white to the richest crimson, while many are beautifully laced or striped. For bedding purposes they are of great value during entire summer and they also furnish elegant flowers for bouquets. Packet, .05

—**Latifolius Atrococcineus.** hP. Everblooming Hybrid Sweet William. This *Dianthus* is a cross between the China Pink and the Sweet William, combining the free and continuous blooming qualities of the former with the hardness of the latter. Velvety crimson-scarlet; blooms first year from seed. Packet, .05

—**Margaret.** hB. These superb carnations are very popular, not only by reason of their fine, double, fragrant flowers, but also because they can be treated as annuals. Like the China Pink they flower freely the first season from seed, and yield a profusion of fragrant flowers in great variety of colors. Packet, .05

—**Plumarius.** hP. Double Pheasant's Eye Pink, in various colors. Packet, .05

Dracaena G

—**Indivisa.** Ornamental leaved plants; long, narrow, green foliage. Pkt., .05

Digitalis or Foxglove hP

Foxgloves are popular old-fashioned plants. Though perennials, they are most satisfactory when treated as biennials, sowing every year in rich soil.

—**Gloxiniaeflora.** A beautiful strain of finely spotted varieties. Packet, .05

Dimorphotheca Aurantiaca hA

An extremely showy annual of very easy culture. The plants are of neat, branchy habit, grow about 12 to 15 inches high and are exceedingly profuse in flowering. Its Marguerite-like blossoms, $1\frac{1}{2}$ inches in diameter, show a unique, glossy, rich orange-old, with a dark-colored disc surrounded by a black zone. Well adapted for groups or borders. Packet, .05

—**Aurantiaca Hybrida.** Beautiful new hybrids, the colors varying from purest white through the various shades of yellow from sulphur to orange, and rich salmon. Packet, .10

Escholtzia or California Poppy hA

- Dainty Queen.** A tender blush or pale coral pink, slightly deeper toward the edges, with a groundwork of delicate cream. Packet, .05
- Golden West.** Bright yellow and orange, penciled and blotched. Packet, .05
- Mandarin.** Deep orange. Packet, 5c; $\frac{1}{4}$ ounce, 10c; 1 ounce, .30
- Rosy Morn.** Rosy white, delicately channelled or fluted with tiny folds radiating from the center, and richly adorned with a soft primrose yellow hue. .05
- Thorburni.** The unopened buds on outer side of petals are of the richest deepest possible crimson, toning down on the inner side to bright flame-color and molten-gold; decidedly distinct, and almost barbaric in splendor. Packet, .10
- Special Mixture.** Includes all the varieties here described, and in addition many others, and is one of the most complete mixtures offered. Pkt., 5c; $\frac{1}{4}$ oz., .25



Helichrysum

al. 1 foot Flowers bright rose

Everlastings

Everlastings have taken the popular fancy in recent years. Cut before fully open, and suspend for ten days with heads down in a warm, dark, dry room.

—**Acrolinium.** Pretty white and rosy pink daisy-like flowers Pkt. 5c; $\frac{1}{4}$ oz., .20

—**Ammobium.** hA. Favorite everlasting with white flowers. Pkt. 5c; $\frac{1}{4}$ oz., .15

—**Gomphrena Globosa.** hA. Globe Amaranth. Clover-like heads of flowers .05

—**Helichrysum.** hA. This is the most popular Strawflower. Large double flowers in white, golden yellow, violet, rosy carmine, crimson, and bright red.

Separate colors, each variety. Pkt. 5c; $\frac{1}{4}$ ounce, .25

Mixed. Pkt. 5c; $\frac{1}{4}$ oz., .20

—**Lunaria.** hB. Moonwort, Honesty, or Satin Flower. 2 feet. Admired for its silvery seed pouches. .05

—**Physalis Francheti.** hP. Chinese Lantern Plant. 2ft. Bright orange-scarlet lantern like fruit, freely produced. Packet, .05

—**Statice Suworowi.** Russian Statice. Hardy annual. Packet, 10c; $\frac{1}{4}$ ounce, .50

**Euphorbia hA**

—**Variegata.** Snow on the Mountain or Mountain Spurge 2 feet Remarkably distinct plant, very showy with its green and white foliage. Packet, .05

Forget-Me-Not

—**Alpestris Victoria.** hB. Round little bushes covered with azure flowers. .05
—**Palustris Semperflorens.** hP. Blooms froms spring to fall. Packet, .05

Gaillardia hA

Exceedingly showy; produces large flowers of scarlet, white, and yellow, borne freely throughout the summer; excellent for cutting.

—**Single Mixed.** —**Double Mixed.** —**Single and Double Mixed.** Packet, .05

Gaillardia Grandiflora hP

—**Maxima Kermesina.** Rich crimson center with a border of canary yellow. If sown early they begin flowering in July, continuing a mass of bloom until frost. Among the showiest and most effective perennials; fine for cut. Packet, .10



Annual Gaillardias

**Godetia hA**

For producing a blaze of color in gardens annuals stand alone, and of all annuals for this purpose Godetias and Nasturtiums are most conspicuous. Only those who have seen vast masses of Godetias can realize the effect produced.

--**Crimson Glow.** Flowers of the most dazzling intense crimson. A bed of this variety produces a vivid effect the intensity of which it is impossible to describe and to be fully appreciated it must be seen growing. Packet, .05

--**Mixed.** Packet, 5c; $\frac{1}{4}$ ounce, .15

Giomphrena. See Everlastings.

Gourds. See Climbing Vines.

Gypsophila

--**Elegans Alba Grandiflora.** hA. Baby's Breath. Furnishes the loveliest material for all kinds of bouquets, the dainty, pure white flowers setting off bolder ones to advantage. Most charming garden effects can be produced by planting among other annuals, such as Poppy, Larkspur, Heliotrope, etc. Several sowings should be made during the season to keep up a supply. Pkt., 5c; oz., .25

--**Rosea.** hA. Pink. Packet, 5c; $\frac{1}{4}$ ounce, 15c; 1 ounce, .25

--**Paniculata.** hP. Gauze-like minute white flowers. Packet, .05

Helianthus or Sunflower hA

--**Nanus Fl. Pl.** A dwarf variety, very double, rich golden yellow. Packet, .05

--**Stella.** Flowers about 3 inches across, of golden yellow color with black disc, borne on long stems, which rise well above the foliage. Packet, .05

Helichrysum. See Everlastings.

Heliotrope

Deliciously fragrant flowering plants, great favorites for pot culture and bedding out; large umbels of purple and lilac of various shades. Packet, .05

Hollyhocks

An old-fashioned favorite, which should be sown in July to have flowering plants the next summer; 4 to 6 feet high. Most effective in clumps or lines. If attacked by rust, spray with Bordeaux when plants are young.

--**Chater's Prize.** hP. Seed saved from the finest English strain; will produce extremely large and double flowers. White. Yellow. Pink. Scarlet. Pkt., .15

--**Mixed.** Packet, .10

--**Good Mixed.** Packet, .05

--**Annual Everblooming.** hA. Commences flowering in twelve weeks from seed, and continues until frost. The flowers are double, semi-double and single, and appear in all colors. Packet, .10

Hunnemannia or Bush Escholtzia hA


--**Fumariaefolia.** The plants grow into a shrubby bush 2 feet high, and produce large cup-shaped flowers on stems 12 inches long. The color is of clear, bright yellow, the petals broad and crinkled like crushed eaten. Pkt., 5c; $\frac{1}{4}$ oz., .25

Ice Plant hhA

--**Cystallinum.** Suitable for rock work, hanging baskets, etc. Foliage thick and fleshy and of a frosted wax-like appearance; pink flowers. Packet, .05

Kochia or Summer Cypress

Cypress-like pyramids of light pea-green until September, when they change to carmine and bloodred; 2 $\frac{1}{2}$ feet. Packet, 5c; $\frac{1}{4}$ ounce, .10



Lace Flower

This delightful annual, only recently "re-discovered", we recommend highly as something out of the ordinary. Our illustration shows the shape and structure of the flower, aptly termed Lace Flower. The color is a clear lavender blue. May be sown outdoors, and thinned or transplanted to 10 or 12 inches.

Packet, 10c; $\frac{1}{4}$ ounce, .60

Lathyrus. See Climbing Vines.

Linum hA

—**Grandiflorum Rubrum.** Scarlet Flax; very attractive bedding plant. Pkt., .05

Lobelia hhA

A dwarf plant with delicate, graceful foliage and pretty, tiny flowers. Of chief value for edgings and hanging baskets.

—**Erinus Gracilis.** Best for hanging baskets; light blue. Pkt., 5c; $\frac{1}{4}$ ounce, .15

—**Bedding Queen.** Deep blue with a clear white eye. Packet, .05

—**Crystal Palace Compacta.** Deep blue, with dark foliage. Packet, .05

—**Emperor William.** Clear sky blue. Packet, .05

Lophospermum. See Climbing Vines.

Lunaria. See Everlastings.

Lupinus hA

Free flowering, easily grown annual, with long, graceful spikes of rich and various colored pea-shaped flowers; valuable for mixed borders, beds, and for cutting; prefers a little shade; height 2 feet.

—**Hartwegi Album,** white. —**Coelestinum,** sky blue. —**Roseum,** pink.

—**Mixed.** Packet, 5c; $\frac{1}{4}$ ounce, .15

Mignonette hA

A well known annual with spikes of deliciously fragrant flowers.

- Grandiflora.** Large flowering, sweet scented. Packet, 5c; 1 ounce, .15
- Goliath.** Giant trusses of flowers of pure bright red color. Pkt. 10c; $\frac{1}{4}$ oz. .50
- Machet.** The best sort for pot culture. Vigorous pyramidal growth, with long broad spikes of deliciously scented red flowers. Packet, 10c; $\frac{1}{4}$ ounce, .25
- New York Market.** This is the finest strain of Mignonette for greenhouse culture. Our seed is greenhouse grown, and saved from select spikes. Packet, .25

Mimosa hA

—**Pudica.** Sensitive Plant. A most interesting little plant, being so sensitive that a touch of the hand will instantly cause the leaves to fold up. Packet, .05

Mimulus hA

—**Moschatus.** Musk Plant. Musk scented leaves, tiny yellow flowers. Pkt., .05


Marigold hA

In autumn, when many bedding and other plants are past their prime, Marigolds afford a wealth of color that is simply invaluable.

- Double Tall African.** These produce large self-colored flowers. Packet, .05
- Double Tall French.** These differ from the African in that they have flat flowers with interesting marking and velvety sheen. Packet, .05
- Double Dwarf French.** Packet, .05
- Pot Marigold,** See Calendula.

Matricaria hA

Double White Feverfew. Free flowering plants, producing all season fine, double, white flowers, excellent for cutting. Packet, .05

**Marigold**

**Mirabilis hA**

Four O'Clock or Marvel of Peru. Bushy plants with funnel-shaped flowers of many colors. Packet, 5c; 1 ounce, .20

Nasturtiums

The dwarf varieties of Nasturtiums are among the most useful and beautiful of annuals for bedding, massing, and edging, owing to their profusion of bloom, richness of color, and compact growth. The tall sorts are admirably adapted for rock work. They flower most profusely when planted in rather poor soil. They remain in bloom a long time, and stand heat and drought without the slightest effect

- Dallwig's Special Mixture Climbing. } The color combination is superb, sur-
 —Dallwig's Special Mixture Dwarf. } passing in effect anything we can de-
 scribe. Packet, 5c; ounce, 20c; $\frac{1}{2}$ pound, 60c; pound, 2 00

**Nasturtiums****Nicotiana hA**

- Sylvestris. An annual with sweet scented, pure white, star shaped flowers. .05
 —Sanderæ Hybrids. These come in many colors, ranging from pure white to deep scarlet, some of the intermediate tints being of exquisite beauty. .05

Nigella hA

Also known as Love-in-a Mist and Lady-in-the-Green because the blossoms are partly concealed by the finely cut foliage. The large, oddly shaped flowers are surrounded by a very dense fringe or wreath of mossy fibres.

- Miss Jekyll. Clearest cornflower blue, contrasting most charmingly with the fine foliage. Packet, 5c; $\frac{1}{2}$ ounce, 15c; 1 ounce, .50
 —Mixed Colors. Packet, 5c; $\frac{1}{2}$ ounce, 10c; 1 ounce, .25



Giant Pansies

The Pansy will succeed in any soil that is not too hot and too dry, and if a special compost is made for them it should consist of one third rich loam, one third leaf mould, and one third well decayed manure. In early spring the seed should be sown in frames or in boxes for summer and autumn blooming, and later on, about July, sowings may be made out of doors in a partially shaded place, transplanting in October to where they are intended to flower the following spring. The plants winter best in a cold frame; if left to winter in the open, they should be well protected with a good covering of straw and boughs.

	Pkt.	½Oz.
—Adonis. Light blue with white center.....	.10	.30
—Bugnot. The shadings are wonderfully rich and comprise tints of red, bronze, and brown; flowers enormous size and most circular. .15	.75	
—Cassier's 5 Blotched. This is a fine mixture with 5 blotches on rich backgrounds.....	.15	1.00
—Cassier's 3 and 5 Blotched.....	.10	.50
—Crimson King. Bright crimson-purple, with dark violet blotches..	.10	.50
—Emperor William. Splendid ultra-marine blue with violet eye....	.10	.30
—Eros. Deep velvety brown with a broad yellow border.....	.10	.65
—Fiery Faces. Rich scarlet with gold; brown center.....	.10	.35
—Freya. Deep purple-violet with white margin.....	.10	.30
—Golden Queen. Clear golden yellow.....	.10	.30
—Hortensia. Magnificent hydrangea-pink.....	.10	.50
—King of Blacks. Large deep purple, almost black.....	.10	.25
—Lord Beaconsfield. Deep purple violet, shading to white.....	.10	.30
—Lulu Perret. Bronze-yellow, with dark center.....	.10	.50
—Madame Perret. Shades of wine, pink and red, beautifully veined	.10	.40
—Marbled on White Ground.....	.10	.25
—Masterpiece. The margin of each petal is conspicuously undulated or curled; flowers very large and range of colors very extensive. .15	.75	
—Mauve Queen. Large mauve, blotched blush carmine; very unique	.10	.30
—Mercury. Deep black-purple self.....	.10	.40
—Odier. Flowers very large, each petal marked with a dark blotch. .15	.75	
—Odier Golden Yellow. Five blotched; very effective.....	.15	.75
—Odier White. Deep violet blotch on each of the five white petals..	.15	.75
—Peacock. Royal purple, shot with peacock blue.....	.10	.40
—Pretiosa. Carmine purple with violet blotches, broad white margin	.10	.65
—Psyche. Creamy white with large violet blotches; undulated petals	.10	.65
—Rose Morn. Purplish crimson, margined with clear white.....	.10	.50
—Siegfried. Five blotched, wallflower-colored, with fluted petals....	.15	.65
—Snow Queen. Pure white, small yellow eye.....	.10	.30
—Trimardeau Mixed. A very fine mixture with large flowers.....	.10	.30
—Triumph of the Giants. Enormous five blotched flowers of strikingly rich and brilliant colors; petals conspicuously undulated....	.15	1.00
—Vulcan. Brilliant deep red with five black blotches; very striking	.15	1.00
—White with Eye. Violet eye. —Yellow with eye. Dark eye10	.30
—Dallwig's Giant Mixture. This is the richest and most choicely varied mixture; it comprises all the above varieties in the most satisfactory proportion of colors.....	1 ounce, 5.00	.15 .75



Violas or Tufted Pansies

Free blooming hardy annual especially adapted to shady places. The flowers are not as large as other Pansies, but they blossom much more freely. They are fine when used in masses, or to edge walks or beds of taller plants. .05

Passion Flower. See Climbing Vines.

Petunia hA

For freedom of bloom, variety of color, ease of culture, and effectiveness these rank with the Aster, Phlox and Verbena. With only little care, Petunias will produce their handsome, sweet scented flowers in delicate and gorgeous colors throughout the whole summer.

- Fine Single Mixed.** Packet, 5c; $\frac{1}{4}$ ounce, .25
- Large Flowering Single Fringed.** A superb strain Packet, .15
- Large Flowering Double Fringed.** Packet, .20

Christmas or Celestial Pepper

One of the very best introductions in berried plants. The plants are covered with bright colored cone shaped fruit at Christmas. Packet, .05

Physalis hP

--**Francheti.** Chinese Lantern Plant. An ornamental variety of Winter Cherry, forming dense bushes about two feet high, producing freely its bright orange-scarlet, lantern-like fruits. Packet, .05

Phlox

The Phloxes are the showiest and most easily raised of all annuals. We know of nothing which produces such a continuous supply of the most attractive flowers in a most wonderful range of colors. All the tints of the rainbow are represented with all possible variations of stripes, veins and eyes of contrasting shades.

- Drummondii.** hA. This mixture will delight and astonish all with its extensive variety of colors Packet, 5c; $\frac{1}{4}$ ounce, 25c; 1 ounce, .75
- **Grandiflora.** Extra large flowered strain. Packet, 5c; $\frac{1}{4}$ ounce, .40
- — — **Alba.** Pure white. — — — **Chamois.** Rose with white eye. Pkt., .10
- — — **Kermesina.** Vivid crimson. — — — **Oculata.** Crimson with white eye.
- — **Star of Quedlinburg.** Distinct and starlike. Packet, 5c; $\frac{1}{4}$ ounce, .25
- — **Nana Compacta.** Dwarf Phlox; very symmetrical, neat little bushes, for ribbon bedding and borders. Packet, 10c; $\frac{1}{4}$ ounce, .25
- **Decussata.** hP. Hardy Phlox. Packet, .10

Portulaca hA


Moss Rose. Few flowers make such a dazzling display of color in the bright sunshine as a bed of Portulacas. They grow in a dry, hot situation, where any other plant would soon die. Plants low growing or creeping, 6 inches high.

- Single Mixed.** Packet, 5c; $\frac{1}{4}$ ounce, 15c; 1 ounce, .50
- Double Mixed.** Packet, .10


Pyrethrum hP

—**Hybridum.** Hardy perennial, bearing large Daisy or Cosmos-like flowers, ranging in color from light pink to deep red, with bright yellow centers. .10

—**Aureum.** Golden Feather or Feverfew. Yellow foliage, for edging. Pkt., .05



Petunia, Large Single Fringed



Phlox Drummondii



Poppies

Poppies are steadily regaining their old-time popularity. This is not strange when we consider their wonderful variety and brilliant, dazzling colorings. Few flowers have the same grace of stem, airiness of poise, and delicacy of tissue.

ANNUAL VARIETIES

- Danebrog.** Scarlet, white spot at base of each petal; single. Pkt. 5c; $\frac{1}{2}$ oz. .15
- Mephisto.** Scarlet, spotted dark violet; single. Packet, 5c; $\frac{1}{2}$ ounce, .15
- Mikado.** Brilliant scarlet and white, with elegantly curved petals, like a Japanese Chrysanthemum; very distinct; double. Packet, 5c; $\frac{1}{2}$ ounce, .15
- Miss Sherwood.** Satiny white, upper half of corolla silky chamois rose; a combination of rare delicacy; single. Packet, 5c; $\frac{1}{2}$ ounce, .15
- Peony Flowered.** Imposing double globular flowers. Packet, 5c; 1 ounce, .20
- Santa Rosa.** A strain of Shirley Poppy having all the delicate beauty in color of the original type, while the whole flower, in all of its petals, is beautifully crimped; single. Packet, 5c; $\frac{1}{2}$ ounce, .10
- Shirley.** The charming Shirley Poppies, originated by the Rev. W. Wilks in his garden at Shirley Vicarage, are among the most useful and popular garden flowers. We have the Wilks strain, which includes an almost endless variety of colors, from pure white, through pink, terra cotta, salmon, chamois, and rosy carmine to brilliant crimson, many of the flowers being beautifully flaked or edged with white; single. Packet, 5c; $\frac{1}{2}$ ounce, 10c; 1 ounce, .30
- Tulip.** Very striking dazzling scarlet; single; height 18 inches. Packet, .05
- Virginia.** Large, beautifully fringed, single flowers of pure white, edged with soft pink; exquisite. Packet, 5c; $\frac{1}{2}$ ounce, .25
- White Swan.** Very large double flowers of purest white, petals deeply fringed. Packet, 5c; $\frac{1}{2}$ ounce, .15
- Dallwig's Special Mixture.** Comprises all the single and double annual Poppies described above, making a splendid display. Pkt., 5c; $\frac{1}{2}$ oz., 10c; 1 oz., .30

PERENNIAL VARIETIES

- Iceland.** (Nudicaule.) These Poppies are perfectly hardy and produce in endless profusion flowers of very graceful, neat habit, with slender stalks about a foot high, in yellow, white, and orange-scarlet; useful for cutting. Packet, .05
- Oriental.** Oriental Poppies! What a gorgeous image rises at the sound of those magic words! The largest poppies in the world, their brilliant flowers produce a magnificent effect in shrubberies and herbaceous borders.
- Oriental.** Showy scarlet with a black blotch on each petal. Packet, .05
- Oriental Hybrids.** This strain is the result of careful hybridisation and selection. Many of the flowers exceed the type in size, while the colors vary from blush white to orange and deep ruby red, including a large percentage of art shades approaching that known as 'old rose'. Packet, .10

Pennisetum ha

- Rueppelianum.** Purple Fountain Grass. Has long, feathery, graceful purplish plumes; much used to border Canna beds. Packet, 5c; $\frac{1}{2}$ ounce, .20

Pinks. See Dianthus.

Hardy Primrose. See Auricula.



Chinese Primrose

Primroses S


- **Chinensis.** Chinese Primroses are lovely and useful plants for pot culture and bloom most freely during winter and spring. Our seed is from the best European growers, remarkable for large fringed flowers of brilliant colors. Pkt., .25
- **Malacoides.** Flowers of a delicate lavender, larger than those of the Baby Primrose, on tall, graceful spikes. Packet, .15
- **Obconica.** An everblooming Primrose which blooms during eight months of the year. One of the most useful pot plants.
- — **Gigantea.** Giant flowered mixed. Packet, .15
- — **Grandiflora.** Are more profuse in bloom, but lack the very large individual flowers of the preceding. Packet, .10

Ricinus or Castor Oil Plant hA

- A rapid growing foliage plant with large palm-like leaves, much used for sub-tropical effects on the lawn, and as center plants for Canna beds.
- **Borboniensis Arboreus.** 15 ft. Immense plants, green foliage. Pkt. 5c; oz. .15
 - **Gibsoni.** 5 ft. Bronzy mulberry-colored stems and foliage. Pkt. 5c; oz. .15
 - **Sanguineus.** 6 ft. Green leaves, blood-red stalks and fruit. Pkt. 5c; oz. .15
 - **Zanzibariensis.** 10 to 12 feet high, with leaves measuring about 30 inches across and ranging in color from bright green with green stems to deep bronze with dark red stems, all having a brilliant luster. Pkt. 5c; oz. .15
 - **Mixed.** Many sorts. Pkt. 5c; oz. .10



Salpiglossis



Scabiosa

Salpiglossis hA

Highly ornamental plants with large, veined, funnel-shaped flowers, much prized for cutting, and very showy in beds and borders. A bed of these beautiful plants is one of the most striking features of the garden in July and August —**Emperor**. A new class of strong, erect growth, bearing gorgeous flowers of the finest markings; 2 feet. Packet, 5c; $\frac{1}{4}$ ounce .20

Salvia hA

Flowering Sage. This is one of the most desirable plants for decorative purposes, either used alone or with other plants. The flowers are of the most brilliant, dazzling scarlet, produced in endless profusion until late in the fall.

- Splendens**. Bright scarlet; 3 feet. Packet, .05
- Bonfire**. Clara Bedman. Handsome globular bushes; the spikes grow erect and stand clear above the foliage; 2 feet. Packet, .10
- Zurich**. Compact and rather dwarf of growth. Produces its large, brilliant spikes considerably earlier than other sorts, continuing till frost. Packet, .10
- America**. Dwarf, bushy habit, with flower spikes well above the plant. .10

Scabiosa hA

An old fashioned but most attractive flower. Its abundance and long succession of richly colored, fragrant blossoms on long stems make it one of the most useful decorative plants of the garden. Desirable for cutting as well as for beds and borders. Flower heads about 2 inches across; flowerets double, surrounding thimble-shaped cone, giving a fancied resemblance to pin cushion

- Large Flowering Mixed**. Packet, 5c; $\frac{1}{4}$ ounce, .15
- Snowball**. White. —**The Fairy**. Sky-blue. Packet, 5c; $\frac{1}{4}$ ounce, .20

Solanum G

—**Capsicastrum Nanum**. Jerusalem Cherry. Fine for pots. Fruit about the size of a cherry, and of bright scarlet color. Packet, .05

Schizanthus hA

Butterfly or Fringe Flower. This is one of the airiest and daintiest flowers. The florescens is such as to completely obscure the foliage, making the plants a veritable pyramid of the most delicate and charming bloom. Packet, .10

Giant Snapdragon hHP

Snapdragons were a feature of the old fashioned garden. Then for a time they were neglected, but presently, when the improved new sorts appeared, they became one of the most fashionable bouquet flowers. Today they are being raised in gardens everywhere, since the splendid flower spikes appearing all summer are as valuable for bedding effects as for cutting. The flowers of our giant strain are very large and are produced on immense, long spikes, making them particularly valuable as cut flowers. For summer bedding the simplest course is to treat Snapdragons as half hardy annuals, sowing seed in February or March shifting to pans or boxes as may be necessary.

- Brilliant Rose**. Pure rose self. —**Garnet**. —**Gotelind**. Giant light orange.
- Luteum**. Sulphur yellow. —**Rose Queen**. A fine and tender soft rose pink.
- Maralda**. Coppery carmine. —**Queen Victoria**. Pure white. —**Mixed**. Any variety, Packet, .05




Twelve Grand New Sorts of Colossal Snapdragon

The following twelve varieties are not a mere selection of extra large flowers from similar sorts in the grandiflora class, but they are an entirely new class, raised and selected for years with the utmost care and attention. All are the offspring of "Purple King", the first production of this race. They are without exception of surpassing beauty, and we believe, will give all who try them the impression that none of the twelve varieties which the collection now comprises, could be spared.

- Appleblossom.** Strong flower stalks bearing a profusion of very big flowers of a tender rosy pink with yellow lip and a pure white throat; very effective for all decorative work.
- Wallflower.** Has the interesting brownish-orange characteristic of the Wallflower with an undertone of coppery red, the mouth showing the golden yellow tint peculiar to the yellow varieties of this favorite flower.
- Old Gold.** Beautiful deep tint of golden yellow, changing towards the center into a bright terracotta; a charming color.
- Bunch of Lilac.** Lips and throat of splendid lilac-purple, with golden yellow center; flowers of great size on long stalks.
- Nymph.** A lovely rosy lilac with silky white throat; of great beauty.
- Golden Queen.** Splendid deep golden yellow with rosy lilac throat. Flowers are so closely packed along the shaft, that it often resembles one of Gladiolus. The plants are somewhat shorter than those of the other varieties. A whole bed of such a profusion of bright gold is a glorious sight.
- Canary Bird.** A pure and delicate canary yellow without any different shades or markings; of great beauty.
- Snowflake.** Lovely pure white with fine yellow throat. One of the most important sorts.
- The Rose.** Flowers of truly extraordinary size; and the same fine and tender rose color as "Rose Queen" in the grandiflora class. As a cut flower sort it is probably the most valuable one in the entire collection.
- Cattleya.** A very delicate rosy lilac, over which is spread a silvery luster; lip golden yellow.
- Copper King.** Rich velvety and glossy copper-scarlet. Flowers open bright scarlet, later on the color matures into a warm coppery hue.
- Purple King.** With its immense deep and glowing purple flowers this splendid Snapdragon is of very great decorative value.

Collection: One packet each of the 12 varieties, \$1.50 Sold in collections only.



Giant Snapdragon



Sweet Peas

To grow exhibition flowers of Sweet Peas observe carefully these directions: Early planting is one of the chief factors of success, as early as soil conditions will permit. Select a light open position and dig trenches 18 inches deep and as wide. On the bottom of these place a 3-inch layer of well rotted manure, follow with 4 to 6 inches of soil, then another layer of manure, and top off with soil to which a little bone meal has been added. Plant the seed in this top soil not less than two inches deep. The plants should be thinned to stand about four inches apart, and the soil slightly hilled up to them. When they are about five inches high, provide support for the vines, either brush, wire netting or twine. Cultivate regularly once a week, and water copiously in dry weather. When buds are setting mulch the plants, preferably with rotted manure; give an occasional application of liquid manure during the flowering season, applying same after a rain or thorough watering. Keep the flowers picked; never allow any to form seed pods, as this will surely cause them to stop flowering. If attacked by plant lice, spray with nicotine.

ORCHID-FLOWERED OR SPENCER TYPE SWEET PEAS

The Spencers are of exceptionally large size with wavy standard and wings, a large percentage bearing four of these immense blossoms to the stem.

	Oz.	¼ lb
—Apple Blossom. Shaded deep pink and soft rose on white.....		
—Asta Ohn. Charming soft lavender, suffused with mauve.....		
—Blanche Ferry. Rose-pink standard; wings white, tinted light pink		
—Constance Hinton. Immense size, beautifully frilled glistening white		
—Countess Spencer. Soft rose-pink, shading a little deeper at edges		
—Elfrieda Pearson. Large pale pink, the young flowers tinted buff..		
—Etta Dyke. Exquisite pure white.....		
—Florence Nightingale. The largest and finest pure lavender.....		
—Hercules. A larger, deeper Countess Spencer; of giant size.....		
—Illuminator. Rich salmon-orange, overlaid with bright cerise-pink	} 35	1.00
—King Edward. Bright crimson-scarlet, of great size and substance		
—King White. Gigantic flower of glistening white, faultlessly frilled		
—Margaret Atlee. Salmon-pink on creamy buff ground; beautiful..		
—Mrs. Routzahn. Buff or apricot ground suffused with delicate pink		
—Othello. A beautiful rich deep maroon.....		
—Primrose. Primrose or creamy yellow.....		
—Stirling Stent. Rich glowing deep salmon, suffused with orange..		
—Thomas Stevenson. Brilliant orange-scarlet of great size; striking		
—Wedgewood. A beautiful wedgewood or bright silvery blue.....		
—White Spencer. Large pure white.....		
—Spencer Mixed. These are 'Spencers Mixed', not 'Mixed Spencers' that is, the mixture is carefully made up of the named sorts above	.25	.75

Any Spencer variety, 10c per packet.

—Grandiflora Mixed. The Granifloras are an older type than the waved sorts, and the flowers are not so large, but they are foremost in ease of culture and perfume.

Packet, 5c; ounce, 10c; ¼ pound, 30c; pound, 1.00

—Dallwig's Best Mixed. This mixture made by combining Spencers and Grandifloras in well-studied proportions. Pkt., 5c; ounce, 15c; ¼ lb, 40c; pound, 1.50



Spencer Type Sweet Peas



Stocks, Giant Perfection

Stocks h h A

These are among the most popular of annuals. Delightfully fragrant, free blooming, brilliant of color.

—**Giant Perfection.** Almost a perpetual bloomer; flowers very large and double White Pink Light Blue Dark Blue Crimson Yellow Mixed. Packet, .05

—**Bismark.** Of robust, pyramidal growth, producing many long flower spikes, with large perfectly double flowers. White Lavender Rose Mixed. Packet, .10

—**Beauty of Nice.** A handsome winter stock, unexcelled for indoor blooming in winter, and equally good in the garden, where it comes into bloom somewhat later than the summer stocks. Bears a profusion of large, double, sweet-scented flowers, in long trusses; fine for cutting.

Mixed colors. Packet, .10

—**Princess May.** Wallflower Leaved. Fine, large, double flowers, one and a half inches across, of pure yellow color.

Packet, .10

Verbena h A

The Verbena is one of the most effective bedding plants, unrivalled in the splendor of its dazzling brilliancy of flowers; of low growing decumbent habit, a constant bloomer, excellent for borders and window boxes.

—**Fine Mixed.** Packet, .05

—**Mammoth.** Extra large flowered; seed saved from perfect flowers only. Packet, .10

White Pink Scarlet Purple Mixed.

Vinca t P

—**Rosea.** (Periwinkle). Ornamental free blooming plants with dark laurel-like foliage and handsome salver shaped flowers in pink and white. Packet, .05



Giant Zinnia

Viola—Sweet Violet hhP

There is probably no plant that can equal the Sweet Violet for delicate and delicious fragrance. It always has been and always will be a prime favorite.

—**Semperflorens.** Everblooming, sweet scented, blue.

Packet, .05

Viola Cornuta. See Pansies.

Wallflower hhP

The conspicuous spikes of the double German varieties have a charming effect, while the more bushy growth and profuse blooming of the single ones render them exceedingly attractive.

—**Single Mixed.** Packet, .05

Double Mixed. Packet, .10

Zinnia hA

Few flowers are so easily grown from seed sown in open ground, or bloom so abundantly and continuously as this hardy annual. Marvelous improvement has been wrought in the newer strains. During the month of August Zinnias are almost incomparably bright. We recommend a free use of them for groups, beds, borders, garden lines, and summer hedges. Average height, 2 to 2½ feet.

—**Giant Flowered Mixed.** This is a mixture of the largest Zinnias: plants are of vigorous growth and very profuse of bloom. The flowers are extremely double, and very brilliant in color, showing shades not found in any former collection. Be sure to include this in your order. Packet, 10c; ¼ ounce, 30c; ounce, 1 00

—**Burnt Orange.** —**Crimson.** **Golden Yellow.** —**White.** —**Lavender.**

—**Pink Shades.**

Any color: Packet, 10c; ¼ ounce, 50c; ounce, 1 25



CLIMBING VINES FROM SEED

There is no other class of plants that possesses quite so much grace and poetry as pretty trailing or climbing vines. It has been truly said that they are Nature's drapery. They add beauty and attractiveness to the plainest dwelling and should be lavishly trained over windows, porches, and porticos, or wherever they will add finish and effect. They should not be confined to the house alone; outhouses, as barns, henneries, etc., may be attractively covered, and much that is inartistic concealed

Adlumia hB

—**Cirrhusa**. Allegheny Vine. A graceful hardy biennial climber. The feathery foliage closely resembles that of the Maiden Hair Fern; the flowers are tube-shaped, flesh-colored. The foliage furnishes beautiful material for cut. .10

Balloon Vine hhA

Remarkable for its inflated membranous capsules; flowers white. Pkt., .05

Scarlet Runner Bean hhA

Cultivated chiefly for the beauty of its flowers, though it is also a useful vegetable; keep the seed pods picked; height 6 to 10 feet. Packet, 5c; 1 lb., .40

Canary Bird Vine hhA

One of the most charming climbers, bearing an abundance of bright yellow fringed flowers; 10 feet. Packet, 5c; ¼ ounce, .15

Cypress Vine

Graceful airy foliage and star shaped flowers. Packet, .05

Cobaea Scandens

A rapid growing climber, sometimes attaining a height of 30 feet a season. Flowers bell-shaped, first green, changing to a deep blue-violet. Packet, .05

Dolichos or Hyacinth Bean hA

Of quick growth, the foliage dense and handsome, the flowers abundant and pretty, and the seed pods shining, large, of a purple-violet color. Packet, .05

Ornamental Gourds hhA

All of this climbing genus are of rapid growth and produce fruit of peculiar and varied form. Mixed. Packet, 5c; 1 ounce, .25

Humulus—Japanese Hop hA

It resembles in habit our common hop, but the foliage is more deeply cut, and very dense. An extremely rapid grower. Packet, .05

Ipomoea

—**Coccinea**. Star Ipomoea. Small scarlet flowers in great profusion. Pkt., .05

—**Imperialis, or Japanese Morning Glory**. The flowers are of exquisite beauty in form and coloring and of enormous size. Packet 5c; 1 ounce, .20

—**Fancy Frilled and Fringed**. This mixture contains a finer and larger collection of colors with larger flowers, more frilled than the ordinary mixture. The colors vary from pure white to rose, crimson, and carmine, through blues and purples to almost black, some being mottled, striped, penciled and bordered in infinite variety. Packet, 10c; 1 ounce, .30



Ipomoea

—**Cardinal Climber.** This glorious and absolutely distinct new annual climber is undoubtedly the greatest acquisition in years, and the most beautiful and brilliant climber ever grown. It is a strong and rapid grower, attaining a height of twenty-five feet, with beautiful fern-like lacinated foliage, and literally covered with a blaze of fiery cardinal red flowers from midsummer to frost. The flowers are about 1½ inches in diameter and are borne in clusters of from 5 to 7 each. Sow after May first in sunny situation and rich soil. Packet, .10

Lathyrus hP

—**Latifolius.** Hardy Sweet Pea. Showy, free-flowering, fine for cut. Packet, .05

Lophospermum tA

—**Scandens.** Excellent for hanging baskets; flowers rosy purple. Packet, .05

Maurandia hhP

A climber with tube-shaped flowers which last until late fall. Packet, .05

Mina Lobata hhA

The flowers appear on fork-like racemes rising almost erect out of the dense and luxuriant foliage, buds are at first bright red, but change through orange-yellow to yellowish white when in full bloom; leaves three lobed. Packet, .10

Momordica hhA

—**Balsamina.** Balsam Apple. A rapid growing climber with beautiful, warted, apple-shaped fruit, of a rich golden yellow color, which opens when ripe, disclosing the seeds encased in a carmine covering. Packet, .05

—**Charantia.** Balsam Pear. Resembles above, but is pear-shaped. Packet, .05

Moonflower tA

Large, white, fragrant flowers; start indoors. Packet, .10

Morning Glory

—**Mixed.** Packet, 5c; ounce, 15c; ¼ pound, .40

Nasturtium. See page 72.

Passion Flower hhP

—**Coerulea.** Handsome rapid climber for greenhouse decorations and sunny positions in the open ground in summer; light blue. Packet .05

Smilax G

Useful greenhouse climber, 8 to 10 feet; foliage small, glossy green. .05

Sweet Peas. See page 82.

Thunbergia tP

—**Alata.** A very pretty, rapid growing, tender perennial climber that is usually grown as an annual; prized for window-boxes, vases, hanging-baskets, trellises etc. Known as Black Eyed Susan. Mixed. Packet, .05

Wild Cucumber hA

Useful climber where a rapid and vigorous growth of vine is desired. Has abundant foliage and is thickly covered with sprays of small white, fragrant flowers, followed by numerous prickly seed pods. Packet, 5c; 1 ounce, .15



SUMMER FLOWERING BULBS AND PLANTS

Dahlias

No flower can equal the Dahlia during its season in August and September for brilliance and purity color, variety of form, and profusion of bloom.

After some years of comparative neglect, the Dahlia is steadily regaining its old-time popularity. This is not strange when we consider the wonderful advances which have been made in variety, size, keeping qualities and length of stem. Their brilliant coloring and wonderful variety make them effective as garden plants or for cut.

The varieties which we offer have been selected for their free and continuous flowering qualities, purity of color, and perfection of form. The amateur who wishes to collect a limited number of varieties each the best of its type and color, may do so from our list with every assurance that none will prove inferior. Our collection is constantly being enlarged by the addition of meritorious novelties. Place orders early to assure complete selection. Should our stock of some varieties become exhausted, we shall substitute similar varieties of equal or greater merit than those ordered, unless requested not to do so. We send out only strong field roots.

Cultural Directions

For the successful culture of Dahlias, 3 points must be carefully observed, and any failure may usually be attributed to neglect to follow one or more of these:—

I. Plant late.

II. Plant well separated tubers and prune rigidly.

III. Do not plant in rich soil or overfeed.

I. Dahlias will not produce the best blooms until August, no matter how early you plant them. If planted too early the growth will be considerably advanced by July or August. If the weather at that time is ordinarily hot, the chances are that the growth will be checked, and disappointment will follow. Furthermore, too early planting, when the ground is cold, makes hard, woody growth; then the plants are all foliage and no flowers. A good date is the beginning of June, and planting as late as July has proved wonderfully successful.

II. Planting too many tubers in a hill has a tendency to make Dahlias run to foliage, at the expense of bloom. As soon as the shoots appear, remove all but two or three of the strongest.

III. Dahlias require an open, sunny position, and will do better in light, sandy soil, but it is a mistake to suppose that the soil must be rich; in fact, it is better to use no fertilizer until the plants are about 20 inches high, then mulch with 4 inches of well rotted stable manure, and this should be kept constantly moist. When the buds have set, give an occasional application of liquid manure.

Keep the soil between the plants well stirred; provide stakes to support the plants; and always remove faded flowers promptly. Do not crowd the plants, but give them about 2½ feet each way

About September 1, we issue a catalog of spring flowering bulbs for fall planting, listing Hyacinths, Tulips, Narcissi, Lilies, etc. Ask us to reserve a copy for you.



Dahlia, Decorative Type

DECORATIVE DAHLIAS

These are the large flowering Dahlias with loose, open outline, flat rather than ball-shaped, with broad, flat petals. They are especially valuable for decorative work as they are strong vigorous growers and can be cut on long stems — **King of the Autumn**. Very large, well formed flowers held erect on stems up to 3 feet and of the stiffest material found in any dahlia. They are of a beautiful shade of burnt amber, with a slight tinge of old rose, the most pleasing shade seen in recent introductions. Each, .75

— **Mina Burple**. A rich, luminous, dark scarlet, on long, stiff stems; splendid for cutting and garden decoration; very free flowering. We consider it one of the best in our collection. Each, .35



DECORATIVE DAHLIAS—Continued

- Delice.** The finest pink Decorative Dahlia, excellent in form, perfect in type, superb yet delicate in coloring, it must appeal at once to everyone. Bright pink suffused with lavender-pink. Each, .25
- Golden West.** The finest yellow Decorative Dahlia; the petals are cleft at the tips, making the flower resemble a chrysanthemum. The color is a bright clear primrose-yellow. Each, .25
- Hortulanus Viet.** A giant flower of splendid form and of delicate shrimp-pink color, the tip of each petal lightly touched with gold; the whole flower suffused with tints of red and yellow, producing a softness and glow of unusual beauty. Each, .75
- Hortulanus Witte.** A very large, long stemmed, free-flowering, pure white; a splendid cut flower and exhibition variety. Each, .35
- Jack Rose.** The color is that of the universal favorite the Jack Rose (General Jacqueminot), from which it derives its name, that rich velvety crimson which appeals so strongly to everyone. Its form is that of an open rose, but always well filled in the center. An ideal cut flower. Each, .25

SHOW DAHLIAS

Perfectly double, globular or ball-shaped, with quilled, incurved petals.

- A. D. Livoni.** Beautiful soft pink, full to the center; early and profuse. .20
- Grand Duke Alexis.** Large, massive flowers, ivory white with a faint tinge of rose. Each, .25
- Queen Victoria.** Rich golden yellow. Each, .20
- Red Hussar.** Richest dazzling red. Strong grower and free bloomer. Each, .20

CENTURY SINGLE DAHLIAS


Of free-branching habit; early, profuse, continuous bloomers; flowers 4½ to 6 inches across, on very long stems; splendid for cutting.

- Rose-Pink Century.** Clear rose-pink; very large. Each, .20
- White Century.** Snow-white, with large, overlapping petals. Each, .20
- Wildfire Century.** Brilliant rich scarlet. Each, .20

PEONY DAHLIAS

The extra long, wiry stems of this new class of Dahlias are crowned with flowers composed of several rows of petals surrounding a conspicuous yellow disc. The petals are curiously curved, giving the flower the form of a semi-double peony.

- Geisha.** Rich combination of scarlet and gold, the center being yellow, which becomes suffused with and deepens to scarlet at the center of the petals, shading lighter at the edges. Petals peculiarly twisted and curled. Each, .75
- Hon. R. L. Borden.** Large; distinct, rich, golden bronze. One of the finest of recent introductions. Each, .35
- Meyerbeer.** Purple, lined crimson; very strong stems; the largest peony dahlia in commerce; most distinct and striking. Each, .50
- Princess Juliana.** Peony-Decorative. Pure white, perfect flowers, dark green foliage, long, strong stems; a robust grower. Of special merit. Each, .50



Dahlia, Cactus Type

CACTUS DAHLIAS

The petals of these are long, pointed, and twisted. They are divided into: True Cactus, with petals long, narrow, incurved or twisted; with sharp points; Hybrid Cactus, with shorter, broader, flatter petals, not so pointed.

- Countess of Lonsdale.** True Cactus. Beautiful salmon-pink; very large. Most profuse bloomer; one of the best. Each, .25
- Golden Gate.** Hybrid Cactus. Rich deep yellow, suffused fawn. Each, .35
- Kalif.** Hybrid Cactus. Truly majestic flower of unusual size, long, erect stems Brilliant scarlet, slightly shaded terra cotta; most effective. Each, .50
- Lawine.** White with just a suggestion of blush as it matures. Each, .25
- Marguerite Bouchon.** True Cactus. Beautiful shade of soft, yet brilliant light pink, with large white center and white tips. Each, .50
- Wodan.** Hybrid Cactus. Bold, large flower, of delicate salmon-rose, shading to old gold in the center. Each, .35



Gladiolus

The Gladiolus is one of the most decorative plants in the garden, and as a cut flower lends itself readily to any arrangement. If the spikes are cut when the lowest flower is in bloom, the others will open in succession and remain fresh a week or ten days. No flower has gained more rapidly in public favor than the Gladiolus; this could not well be otherwise, for in addition to the great intrinsic merit of the flower, it is very easy to grow. Gladioli will thrive in almost any good soil except a stiff clay. They require full sunlight, and are liable to injury only from rank manure. Plant them 6 to 9 inches apart and 3 inches deep.

—**America.** Beautiful soft flesh pink, very light, slightly tinged with lavender, which gives it the delicate coloring of a *lælia*; strong erect spike of the largest flowers, set to show to the best advantage.

—**Augusta.** Pure white, with blue anthers.

—**Baron J. Hulot.** Rich velvety violet-blue; in combination with yellow it is truly exquisite. Tall and slender.

—**Attraction.** Deep, rich crimson - with a very conspicuous large, pure white center and throat. A most beautiful and attractive sort.

—**Empress of India.** Rich dark maroon, almost black; a rare color.

—**Europe.** The best pure white; very large and free flowering.

—**Fireking.** Long graceful spikes, showing half a dozen immense blooms open at the same time. Color intense fiery scarlet, more brilliant than any other.

—**Halley.** Large flowers of lovely salmon-pink, lower segments blotched yellow with carmine markings.

—**Kunderdi Glory.** The broadly expanded, wide-open flowers all face in the same direction and are carried on straight, stout stalks, fully 3½ feet. Each petal is exquisitely ruffled and fluted. The color is a delicate cream-pink, with a most attractive crimson stripe in the center of each lower petal.

—**May.** Pure white, flaked rosy crimson.

—**Mrs. Francis King.** Always very vigorous and healthy, free from disease in bulb and leaf; has a long effective flower spike, with individual flowers 4 inches across, and with 5 or 6 flowers open on a spike at one time; color is a brilliant vermilion-scarlet, very effective both in daylight and under artificial light.

—**Mrs. Frank Pendleton.** One of the most exquisitely colored and formed Gladiolus in our entire list. The color is a delicately flushed salmon-pink, extending to the reverse side of the petals as well as to the center; the beauty is enhanced by a rich maroon blotch on the three lower petals. The very large blooms are wide open and are arranged individually on the very slender but wiry stems.

—**Niagara.** In type this resembles America. Delicate cream-yellow with the two lower petals blending to canary yellow; throat is splashed with carmine; very large, open flowers on tall, straight spikes.

—**Panama.** A seedling of America which resembles the parent variety in every way except that it is a deeper pink. A grand sort which evokes words of praise wherever exhibited. Spike very long with flowers large and well arranged.

—**Peace.** Immense pure white flowers with a touch of pale carmine-violet in the lower petals, on tall, graceful spikes; beautiful and refined variety.

—**Princeps.** One of the finest and most perfect varieties, with very broad and handsome foliage, and brilliant amaryllis-like blooms, of rich crimson with broad white blotches on the lower petals.



- Schwaben.** Clear canary yellow shading to a soft sulphury yellow when open.
- War.** Deep blood-red with darker shadings; massive spike, tall and striking.
- Wild Rose.** A remarkable variety, ranking with the very best. Color is a very bright rose, exceedingly delicate and pretty.
- Popular Mixture.** This mixture insures a wide range of colors and shades; all common sorts have been eliminated.
- Dallwig's Special Collection of Gladioli.** We put up this magnificent collection to meet the demand of many of our customers who want something decidedly better than the usual run of mixtures. It is the highest quality blending of the many excellent named varieties offered by us, and will insure exceptionable results.



Gladiolus, Princeps

- dod with crimson spots, a golden band in the center of each petal. Each, .35
- Speciosum Album.** Recurved petals, pure white with greenish band. Ea, .35
- **Rubrum.** White with deep rosy band, and deeper colored spots. Each, .35
- Tigrinum.** Tiger Lily. Orange-red, spotted black. Each, 20c; dozen, 2.00

PRICE LIST OF GLADIOLI

	Doz.	100
America.....	60	4 00
Attraction.....	70	5 00
Augusta.....	70	5 00
Baron J Hulot..	100	7 00
Empress of India	100	8 00
Europe.....	125	10 00
Fireking.....	70	5 00
Halley.....	70	5 00
Kunderdi Glory.	100	8 00
Mrs. Francis King	60	4 00
Mrs Pendleton..	100	7 00
Niagara.....	100	7 00
Panama.....	100	7 00
Peace.....	100	7 00
Princes.....	100	7 00
Schwaben.....	120	8 00
War.....	120	8 00
Wild Rose.....	100	7 00
Popular Mixture.	50	3 50
Dallwig's Special	85	6 50

Caladium

One of the finest sub-tropical plants, very effective in combination with Cannas. .15

Cannas

Enormous brilliant clusters of bloom above broad leaves of green or bronze.

—Named sorts. Each, .30

Lilies

—**Auratum.** Ivory white, stud-



Select List of Hardy Perennial Plants

We have confined this list to the most widely known and most often called for varieties. If there are any you wish, and do not see listed here, please write us; we probably have them. For convenience, this list includes also biennials. Most varieties we furnish in strong, field grown stock.

Achillea. Yarrow.

—**Ptarmica, The Pearl.** Double white, 2 feet, blooms all summer, fine for cutting.

Aconitum. Monkshood. Erect growing plants with palmately divided foliage and bold spikes of hood-shaped, purplish blue flowers; do well in shade. 4 feet.

Allyssum Saxatile Compactum. 1 foot. Flat heads of bright yellow flowers in early spring; fine for borders and rockeries

Anchusa Italica, Dropmore Variety. One of the most beautiful blue perennials, height 4 feet, forgetmenot-like blue flowers in great profusion, lasting in bloom nearly two months. Needs a light, rich, well drained soil, as it is not reliably hardy on heavy, wet soil. Planted with Miss Lingard Phlox or Coreopsis will make a lovely garden picture.

Aquilegia or Columbine

In the garden of hardy flowers the Columbines or Aquilegias deserve distinguished consideration and a place of honor. Lovely and graceful in foliage and bloom, exquisite in coloring, absolutely hardy and thrive in sun or shade.

—**Long Spurred Hybrids.** Comprise the best and brightest colors; large flowers.

Asters

The chief glory of the garden in the fall is the riot of color furnished by the tumbling, billowy masses of the hardy asters. All are absolutely hardy.

—**Novae Angliae.** Showy bright violet-purple, 4 feet, September and October.

—**Novi Belgii, Climax.** Large light lavender-blue flowers in large panicles. 5 ft.

—**White Climax.** A white form of the above.

—**St. Egwin.** Soft rosy pink, very free flowering, 3 to 4 feet.

Campanula calycanthema. Cup and Saucer. Biennial. Nothing can surpass in grace the clusters of blue, pink, and white flowers bells that distinguish the Campanulas or Bellflowers. Calycanthema has a very large bell or trumpet, surrounded by a collar.

Chrysanthemums

—**Hardy Japanese.** As cut flowers these cannot be surpassed, coming late in fall when flowers are scarce. P stands for Pompon, L for Large Flowering.

—**Baby.** P Smallest golden yellow. —**Gertrude.** L Pure white, open center.

—**Doris.** P Pure bronze. —**Julia Lagravere.** L Crimson maroon.

—**James Boone.** P Pure white. —**Lilian Doty.** L The finest pink.

—**Nesco.** P Clear pink. —**Triomphe d'Or.** L Rich golden yellow

—**Shasta Daisy, Alaska.** Bears immense flowers of purest white; long wiry stems.

—**Maximum, King Edward VII.** Marguerite-like flowers of purest white; 3 feet.

Coreopsis Grandiflora. A mass of golden yellow, daisy-like flowers all summer, on long, graceful stems; invaluable for cutting; 2 feet.

All Hardy Perennials, unless otherwise noted, each, 25c; dozen, \$2.50

Delphinium or Larkspur

The modern Delphinium is one of the loveliest of all the tall, blue-flowered hardy perennials. Larkspurs add a color (blue) to the garden which is none too plentiful, the foliage is graceful and the habit stately.

—**Belladonna.** Azure blue, very beautiful, free and continuous, 4 feet.

—**Bellamosum.** Dark blue form of Belladonna with the same freedom of bloom.

Dianthus barbatus. Sweet William. —**Johnson's Giant.** The range of colors includes shades not found in other strains, and the markings are most attractive.

—**Cariophyllus.** Hardy Garden Carnation.

—**Pl marius.** Pheasant's Eye Pinks with sweet, clove-scented flowers; one foot.

Dielytra Spectabilis. The old-fashioned Bleeding Heart. Each, .50

Digitalis Gloxiniaeflora. This is a beautiful strain of the popular old-fashioned Foxglove, in finely spotted varieties of white, pink, and purple. July and Aug.

Eupatorium Ageratoides. Thoroughwort. Both the foliage and the dense heads of minute pure white flowers resemble Ageratum; fine for cut; August—Sept.

Gaillardia Grandiflora. Blanket Flower. Dark red and brown center, the petals marked with rings of crimson, orange and vermilion. July to October.

Geum Coccineum, Mrs. Bradshaw. Large brilliant crimson-scarlet buttercup-like double flowers all summer; height 15 inches; fine for borders and rockeries.

Gypsophila Paniculata. Baby's Breath. Gauze-like minute white flowers in July and August. 2 to 3 feet.

Helenium. Sneezewort. Among the best of fall blooming hardy perennials. Tall, stout stems with broad-spreading clusters of daisy-like flowers.

—**Riverton Beauty.** Rich lemon yellow with dark cone, 4 feet.

—**Riverton Gem.** Old gold, changing to crimson-brown and wallflower-red, 4 ft

Helianthus. Hardy Sunflower. These are admirable for planting with shrubbery or for the background of hardy borders.

Hemerocallis. Day Lily. Bloom during June and July, grow 3 to 4 feet high

—**Flava.** Deep lemon yellow, very sweet scented. Each, 20c; dozen, 2.00

—**Fulva.** Tawny Day Lily. Orange with darker shadings. Each, 20c; doz, 2.00

Hibiscus. Mallow. Noble shrub-like plants, with handsome green foliage.

—**Mallow Marvels.** A wonderfully improved type of Hibiscus, with enormous flowers, sometimes 10 inches in diameter, in rich crimson, pink, and white. .35

Hollyhocks. Among the very finest of old hardy garden plants, the Hollyhocks still hold a proud place and may be termed one of the great powers of July.

—**Double.** Crimson, Pink, White, Yellow, Mixed.

—**Single.** Mixed.

Iris Kaempheri, Japanese Iris. Great blooms on tall stems, a blaze of splendor.

—**Gold Bound.** 6 large open milk white petals, bound with golden yellow at base

—**Kumo-No-Obi.** Purple and gold.

—**Mahogany.** Long petals of rich maroon, with soft luster.

All Hardy Perennials, unless otherwise noted, each, 25c; dozen, \$2.50



Iris, Pallida Dalmatica

Iris

- Flavescens.** Delicate shade of soft yellow, large, sweet scented, 30 inches high
- Florentina Alba.** Pearly white, free flowering, 26 inches.
- Heteranth** Standard bright blue, falls deeper, very fine.
- Pallida Dalmatica.** Standard lavender, falls clear deep lavender; large, sweet.
- Queen of May.** Standard lovely light rose lilac, falls lilac blended white.

All varieties, each, 20c; dozen, 2 00



Peonies

- **Edulus Superba.** A beautiful bright, clear pink, with silvery reflex; early. .50
- **Felix Crousse.** Very large and massive, ball-shaped; dazzling, brilliant ruby-red, one of the very finest; late. Each, 1.00
- **Festiva Maxima.** One of the finest whites in existence, combining enormous size with wondrous beauty. Snow-white, with a few center petals flecked red at the tips; sweet scented. Each, .50
- **Livingstone.** Very massive, solid, light pink; rose shape; a free and vigorous variety of the highest class; late. Each, 1.00
- **Officinalis Rubra.** The old-fashioned early deep crimson of our grandmothers' gardens, and still one of the best and most striking. Each, .75
- **Rubra Trirumphans.** Very dark crimson-maroon, large, full, early. Each, .75




Hardy Phlox

- Cocquelicot.** The most brilliant orange-scarlet, and one of the very best.
- Miss Lingard.** For massing no finer white. Thick, deep green, glossy foliage, surmounted by great pyramidal headst of snow white flowers with faint lilac eye
- Richard Wallace.** Pure white, with maroon center, tall.
- Rijnstrom.** Beautiful deep pink, not unlike the color of Paul Neyron rose.
- Von Hochberg.** Brilliant deep crimson, the richest of its color.
- W. C. Egan.** Very large flowers of delicate lilac, large solferino eye. Color effect as a whole pleasing shade soft pink. All varieties: Each, 30c; doz., 3 00



Tritoma Pfitzeri



Veronica Subsessilis

Platycodon. Balloon Flower Handsome plants of the Campanula family, with large open bell-shaped flowers which in bud resemble a balloon, hence the name — **Grandiflora.** Deep blue, July and August 1 foot — — **Alba.** White.

Oriental Poppies. The largest poppies in the world, 7 to 8 inches across, unequalled in vivid, dazzling barbaric splendor for massing against green background — **Royal Scarlet.** Brilliant glowing scarlet. — **Mrs. Perry.** Attractive salmon.

Pyrethrum Hybridum. Often called spring flowering Chrysanthemums. Nothing can surpass them at their season (June) for profusion of bloom; invaluable for cutting. Finely cut, deep green foliage; 2 feet. White and shades of pink.

Rudbeckia Newmanii. Orange-yellow daisy with black disc, 3 feet, July to Sept. — **Purpurea.** Very large reddish purple with a large brown cone; 2 to 3 feet. — **Laciniata, Golden Glow.** 6 feet, double golden yellow, August to October.

Tritoma Pfitzeri. Everblooming Flame Flower. Very brilliant orange-scarlet; beautiful in bold groups among shrubbery. 3 feet, August to Oct. Each, .30

Veronica. Speedwell.

— **Longifolia s. bsessilis.** Bright blue, on long spikes, fine for cutting; 2½ feet.

Vinca Minor. Periwinkle or Myrtle. Deep green glossy foliage and blue flowers

All Hardy Perennials, unless otherwise noted, each, 25c; dozen, \$2.50



HARDY ORNAMENTAL SHRUBS

Shrubbery has become an almost indispensable part in the planting of the home grounds, and justly so, for there is nothing that will add so to the value of a place or to its beauty as a few well selected and judiciously planted shrubs. There are locations which call for the planting of individual specimen shrubs, or they may be used in masses for borders and screen work, in forming groups and beds. The brilliant fruits of some varieties and the brightly colored bark of others help to relieve the monotony of winter.

We cater to the plant buyer who appreciates the value of quality. It requires little skill, less ground and but a layman's attention to grow the ordinary run of stock, and if you are seeking to buy nursery stock at the lowest possible price you must not expect to get the best quality. We prefer to handle stock grown for "quality" and allow "price" to arrange itself; not an exorbitant price, but only a fair return for what we sell you.

Prices are based on well-shaped, bushy, vigorous plants, with heavy root growth, such as produce immediate effect. They can be shipped only by express or freight, being too large and heavy to be sent by mail. Write for prices on larger quantities. We usually have a few extra large and specimen shrubs of the various kinds, which are suitable for use where it is desired to produce at once the effect of a finished planting of some years standing. Ask for prices.

Pruning. As a general rule, shrubs require very little pruning, just enough to preserve a good symmetrical shape; dead wood and weak growth should, of course, be removed. Shrubs which bloom in spring and early summer produce their bloom on wood of the previous year's growth. These should, therefore, receive any necessary pruning immediately after they have ceased blooming, as fall or early spring pruning would mean a sacrifice of flowers. Late summer and fall blooming shrubs, on the other hand, produce their bloom on wood of the same season's growth, and should be pruned in early spring.

The following letters signify the relative height to which shrubs grow:—
D, dwarf; M, medium; T, tall.

Almond M

A beautiful little tree, covered in May and June with double rose-like flowers, in pink and white.

Aralia

—**Spinosa.** T. Hercules Club. Of luxurious, tropical aspect; large, compound leaves, huge panicles of creamy white flowers, and in autumn a wealth of dark purple berries disposed in numerous globe-like clusters.

Berberis or Barberrry

—**Thunbergi.** D. Japanese Barberrry. Incomparably the best plant for winter cheer on the home grounds, the foliage turning in fall to lovely carmine, russet red and flaming crimson, the slender branches strung with brilliant red berries which persist through the winter. Nothing in the winter landscape gives such an air of warmth and cosines as these brilliant red berries against a background of snow; most other bright berries are picked off by birds, but these are never eaten. Each, 50c; dozen, 5 00 Extra heavy, each, 75c; dozen, 7 50

All Shrubs, unless otherwise noted, heavy stock, each, 75c



Buddleia

—**Variabilis Veitchianus**. M. Summer Lilac or Butterfly Shrub. Bears long tapering spikes of minute, tubular, lilac colored flowers.

Cornus, or Dogwood

—**Siberica**. M. Siberian Red Osier. An upright shrub with bright, blood-red branches and numerous flat-topped clusters of creamy white flowers; fruit light blue or bluish white.

Deutzia

—**Gracilis**. D. With slender branches of pure white flowers.

—**Hybrida Lemoinei**. M. Entire plant covered with erect panicles of snow-white flowers.

Forsythia

As soon as winter has departed, the bright golden yellow, star-like flowers appear along the naked branches in a wealth of bloom.

—**Suspensa Fortunei**. M. The arching branches are more upright than those of the type, and are covered with golden yellow blossoms

Hydrangea

—**Arborescens Grandiflora**. M. This magnificent, perfectly hardy variety comes into bloom just after the passing of the early spring shrubs, flowering from June to August. The snow-white blooms are of large size.

—**Paniculata Grandiflora**. M. This is one of the finest hardy shrubs in cultivation. It flowers abundantly, bearing immense panicles of bloom, white at first, turning gradually to rose color, commencing in August, when very few shrubs are in bloom.



Hydrangea Paniculata Grandiflora



Ligustrum, or Privet

—**Amurensis.** Amoor River Privet Upright shrub with dark green, lustrous foliage, which is shed very late; a very hardy type, s p e did for northern hedges. 12—18 inches, each, 25c; dozen, 2.50; 100, 15.00 18—24 inches, each, 30c; dozen, 3 00; 100, 20 00 2—3 feet, each, 50c; dozen, 5.00; 100, 28 00

Lilacs

One of the most attractive shrubs and the showiest, handsome in flower and foliage, the newer varieties bearing more numerous and larger clusters, Lilacs are not surpassed by any spring flowering shrubs. Profuse in bloom and delightful in fragrance, not particular as to soil or location, vigorous and practically free from disease and insects, they are certainly deserving of the revived and increasing interest which flower lovers are showing.

With the revival of old-fashioned gardens their popularity increases. The very name of Lilac brings up memories of the gardens of long ago, and truly, an "old-fashioned" garden without a few Lilac bushes would be a misnomer indeed. They are well suited for planting in the background of shrubbery borders or for growing as specimens.

—**Japonica.** A species from Japan, becoming a good sized tree, fine for individual planting on the lawn. Foliage dark green; flowers creamy white, odorless. in great panicles Blooms late, when other lilacs are past. Each, 1 00

—**Rothomagensis.** Rouen Lilac. A distinct variety with reddish flowers; panicles are of great size and are very abundant. One of the finest Each, .75

—**Vulgaris, Jacques Calot.** Very large panicles of delicate rosy pink flowers, the individual flowers unusually large. Single. Each, 1 00

—**Mme. Lemoine.** Pure white double, very fine. Each, 1 00

—**Michael Buchner.** Very large double pale lilac blue; very fine Each, 1 00

—**Vestal.** Enormous trusses of large sized flowers of perfect shape, with reflexed lobes: pure white, single. Each, 1.00

Lonicera, or Honeysuckle

The Bush Honeysuckles are among the finest of our shrubs. They are very strong growers, thriving well in any good soil. They are in every respect handsome ornaments to the grounds, whether planted as single specimen, in groups, as hedges, or among other shrubbery.

—**Tartarica Grandiflora Rosea.** T. Tartarian Honeysuckle. Pink flowers contrasting beautifully with the foliage. Blooms in June.

—**Alba.** T. Creamy white flowers in May and June.

Philadelphus, or Mock Orange

Among the grandest shrubs, those that add beauty, grace and perfume to our gardens, the Mock Oranges, or Syringas, stand high both in rank and favor. What pleasant memories are brought back when we smell the blossoms of this plant in early spring. It is a shrub that will always hold its place in popular esteem. They are such glorious hardy plants, with flowers so pure and white and fragrance so rich and sweet, that we unhesitatingly commend them to all.

—**Coronarius.** T. Upright, often arching branches, attaining a height of 8 to 10 feet Flowers deliciously fragrant, borne in bewildering numbers transforming the branches into garlands of surpassing beauty.

All Shrubs, unless otherwise noted, heavy stock, each, 75c



Double Lilac



Rhus, or Sumac

—**Typhina Laciniata**. T. Fern-leaved Staghorn Sumac. One of the most tropical looking native shrubs we possess. The foliage is finely cut and as beautiful as a tree fern. It turns a golden yellow in the fall.

Spirea

Of all the garden shrubs, the Spireas have won and held a popularity for hardiness, showiness and free-flowering traits, that is unexcelled.

—**Bumalda, Froebeliana**. D. Improved Anthony Waterer, stronger and hardier. Flowers bright rosy crimson, displayed in large flat-topped clusters.

—**Opulifolia**. T. Nine Bark. A tall shrub with spreading branches; leaves bright green and lustrous, flowers whitish, disposed in numerous clusters along the branches. Valuable for shaded places.

—**Prunifolia**. M. The snow-white flowers in early May, like miniature roses, are very full and double. Graceful, spreading habit, but more upright than Spirea van Houttei. Leaves lustrous green, coloring in autumn a rich orange-red.

—**Van Houttei**. M. If you have need for but one spring flowering shrub, plant Spirea Van Houttei. It is the grandest of all the white Spireas. A beautiful ornament for the lawn at any season, but when in flower it is a complete fountain of white bloom, the foliage hardly showing. Clusters of 20 to 30 flat white florets make up the raceme, and are set close along the drooping stems.

Symphoricarpus, or Snowberry

For massing these shrubs are unsurpassed. They spread so rapidly from underground shoots that a few plants will produce a thicket in a short time.

—**Racemosus**. Large white berries. —**Vulgaris**. Red-berried.

Tamarix

Shrubs of strong but slender upright growth, clothed in foliage as light and feathery as that of asparagus. Delicate fringed flowers in shades of pink.

—**Amurense**. T. Silky pink tassels; very hardy.

Viburnum

—**Opulus**. T. High Bush Cranberry. Highly valued for the large clusters of brilliant red berries that cling all winter unmolested by birds.

—**Sterilis**. T. The old-fashioned Snowball.

Weigelia

Beautiful shrubs that bloom in June and July. Large trumpet-shaped flowers produced very lavishly.

—**Eva Rathke**. M. Beautiful, clear, brilliant crimson.


Rosea. M. Rose colored; the most popular.

All Shrubs, unless otherwise noted, heavy stock, each, 75c

DECIDUOUS ORNAMENTAL TREES

All the trees that we offer have been grown with care, to make them straight, stocky, well headed, and supplied with an abundance of fibrous roots; good roots mean insurance against failure

Prices will be quoted on any desired size. Cost of baling and casing charged extra.



Clematis Paniculata

HARDY ORNAMENTAL CLIMBING VINES

There is no other class of plants that possesses quite so much grace and poetry as pretty trailing or climbing vines. It has been truly said that they are Nature's drapery. They add beauty and attractiveness to the plainest of dwellings, tone down the stiff, bold angles of new buildings, and should be lavishly trained over windows, porches, and porticos, or wherever they will add finish and effect.

Ampelopsis

—**Engelmanni.** Engelman's Ivy. One of the hardiest, best and quickest growing climbers. Quite similar to the Virginia Creeper, but vastly superior to it, the foliage being of greater substance and almost perfectly free from insects. The leaves color up beautifully in the fall.

—**Veitchi.** Boston Ivy. A very attractive climbing vine with glossy ivy leaves, closely overlapping. The tendrils cling firmly to the smoothest surface. In autumn the leaves assume the most beautiful tints of scarlet and crimson.

Both varieties, heavy 2 year plants, each, .50

Clematis

The most beautiful class of flowering climbers. For covering verandas, trellises, pillars, etc., there is nothing to compare with the Clematis in splendor of bloom. Plant in good garden soil, dug very deeply, placing the crown 2 inches below the surface. Apply well rotted manure in postholes bored 12 inches away from the plant in opposite directions. The roots reach out to these holes, which may be watered freely, with less danger of the roots rotting. We are careful to send out only perfectly healthy stock, and cannot entertain any complaints on account of non-success with this class of plants.

—**Paniculata.** Of rapid growth with small, dense, glossy green foliage. Flowers are pure white, borne in immense sheets, of most delicious fragrance. 3 yr. .75



Hardy Garden Roses

The beauty of the rose is so widely appreciated that the popularity it now enjoys is annually increasing. The varieties listed by us are considered among the very best, each in its respective color class. The plants which we offer are all extra heavy, 2 year old stock, which will under ordinary conditions give a full crop of flowers the first season

DWARF OR BUSH ROSES

—**Frau Karl Druschki.** The grandest white hardy rose. Produces very freely flowers of exceptionally large size, very full and double, pure snow white.

—**Gruss an Teplitz.** The reddest of all red roses, of richest scarlet, shading to velvety crimson. Very fragrant, a most profuse bloomer. The foliage is very beautiful, all the younger growth being of a bronzy plum color.

—**Jonkheer J. L. Mock.** This beautiful rose has quickly found a place among our best bedding roses. The flowers are of a clear, deep, imperial pink, reverse of petals rosy silvery-white. They are of magnificent size and form, produced freely on stiff, erect canes; sweet scented.

—**Los Angeles.** We quote from the originator's description: "The growth is very vigorous, and produces a continuous succession of long stemmed flowers of a luminous flame-pink, toned with coral and shaded with translucent gold at the base of petals, The buds are long and pointed, and expand into a flower of mammoth proportions, while the beauty of form and ever increasing wealth of color is maintained from the incipient bud until the petals drop".

—**Mrs. Aaron Ward.** This beautiful rose changes in color as the flower expands; the opening bud is a deep coppery orange, changing when partly developed to golden orange in the center, while the edges of the petals, which recurve in a most graceful way, are creamy white; the combination is very striking and beautiful. When fully open, it is an exquisite shade of pinkish fawn. It is a strong grower with healthy, dark, glossy green foliage.

RUGOSA ROSES

—**Conrad F. Meyer.** Clear silvery rose, very large and fragrant, double.

—**C. F. Worth.** Deep crimson with carmine shadings, semi-double.



All Bush Roses, except Los Angeles, each 85c. Los Angeles, each 1 25

CLIMBING ROSES


—**Climbing American Beauty.** A cross between American Beauty and an unnamed seedling; color a rosy crimson, similar to its popular parent, and with the same exquisite fragrance, a quality rarely found in climbing roses. The plant is of strong habit of growth, making shoots of ten feet in a season. The flowers are three inches in diameter, of fine form, and are produced in great profusion in June, with a fair sprinkling of flowers throughout the growing season.

—**Dorothy Perkins.** Flowers are very double, of good size, and borne in clusters of ten to twenty, the clusters being borne in racemes of three to five. The color is a clear shell pink and holds a long time without fading; very sweet scented.

—**Excelsa.** The finest of all Crimson Ramblers. Vigorous in growth, with healthy dark glossy green foliage. The flowers are very double, produced in large trusses of twenty to thirty. The color is intense crimson-maroon, the tips of the petals shaded scarlet. The individual flowers are very large for a climbing rose, and the foliage is mildew-proof.



Climbing Rose, Dorothy Perkins



Perfection Currant

SMALL FRUITS

Until you have entered on the culture of berries and other small fruits, you have no idea of the joy and profit these bring to the amateur gardener. They are as easily grown as vegetables and on city and suburban lots should always be given preference over tree fruits.

Currants

- Perfection.** Beautiful bright red, large berries, long clusters, rich, mild, with few seeds; a great yielder. Two year, each, .50
- White Grape.** Very large yellowish white of excellent quality. Each, .45
- Wilder.** Large brilliant red, fine quality; great yielder over long period. .45

Blackberries

- Mersereau.** A large jet black of fine quality. Each, 15c, dozen, 1.50

Gooseberries

- Pearl.** Light yellowish green of high quality; mildew resistant, and the most prolific variety. Two year, each, .45

Grapes

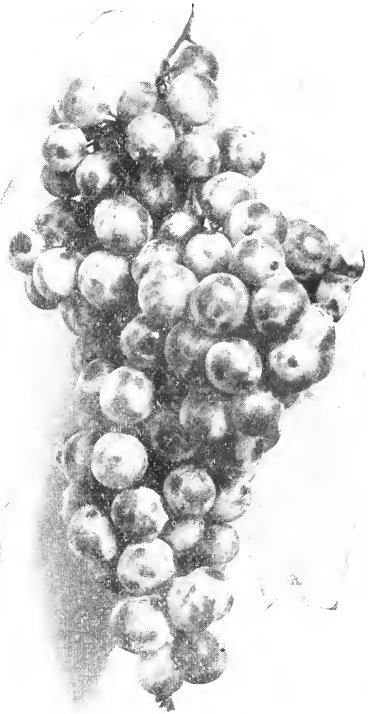
- Brighton.** Bunches large, dark red. Barren if grown alone, but grown along Worden will produce heavily.
- Niagara.** Greenish white; both bunch and berries are large. Should be left on the vines until dead ripe to bring out its best flavor.
- Worden.** A seedling of Concord, of better quality. Comes two weeks earlier, and gets sweet almost as soon as it turns color.
- Concord.** Blue-black, the most popular grape in America. Any variety, 2 year, each. .35



Pearl Gooseberry



Early King Raspberry



Worden Grape



Everbearing Strawberries

Raspberries

- Early King.** Earliest, most productive, hardiest; bright red. Ea. 10c, doz. 1.00
 —**St. Regis.** Everbearing. Raspberries for four months! After its spring fruiting it continues to bear berries on the tips of the young shoots all summer and fall, the heaviest pickings coming in August, after the young shoots mature. Berries medium to large, deep crimson, of rich flavor. Each, 15c, dozen, 1.25

Strawberries

- Gibson.** This wonderful variety is destined to displace that favorite Senator Dunlap. It bears heavily, fruits over a long period, and produces large, perfect, well-shaped, rich dark red berries, which are firm, richly flavored, juicy, and just fine for canning or preserving. Dozen, 25c, 100, 1.50
 —**Everbearing.** To obtain the largest size and best quality of fruit in the fall, cut off all buds as they appear until late in July. Thus an abundant crop will result in September, October, and later if freezing weather holds off. An almost continuous, though less heavy, crop throughout summer and fall may be had by discontinuing the disbudding of part of the plants late in June.
 —**Progressive.** The most vigorous and productive of the Everbearing type. The fruit is medium to large, dark red, of fine flavor. Dozen, 40c, 100, 2.50

FRUIT TREES

- Apples.** —**Duchess.** Early, splashes of red on yellow ground, mild'y acid. .75
 —**Wealthy.** Almost entirely overspread with brilliant dark red .75
Cherries. —**Montmorency.** The best of the sour cherries Each, 1.25
Pears. —**Flemish Beauty.** Yellow with reddish cheek, sugary and juicy. 1.25
Plums.—**German Prune.** Large oval dark blue, juicy, rich and fine. Each, 1.25

Spray Pumps

The matter of spraying is each year becoming of greater importance. It is no longer an open question whether spraying is profitable, but on the contrary, the overwhelming evidence of past years does prove beyond a doubt that planters cannot afford to neglect this way of protecting their crops and trees.

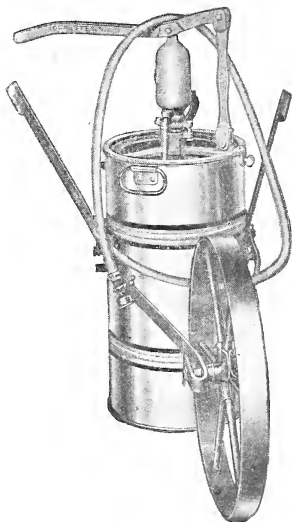


AUTO-SPRAY NO. 1. Solution tank, of galvanized steel or heavy sheet brass, holds about four gallons. A brass air pump is located inside the tank protected from injury and is provided with cam locking device which closes the filler opening air tight with a half turn of the wrist. Has CLOG PROOF nozzle and an automatic shut-off device, which saves solution and operates without fatigue.

- Auto-Spray No. 1-B. Brass Tank..... \$9.50
- Auto-Spray No. 1-D. Galvanized Tank..... 6.50
- Brass Elbow..... .35
- Brass 2-ft. Extension..... .50

AUTO-SPRAY NO. 40. Very durable hand pump sprayer for general use. The displacement type pump, packed on the outside with graphite packing, will generate from 150 to 170 pounds pressure to the square inch. Tank galvanized steel, capacity 12 gallons; plunger brass, 1½ inch in diameter; valves brass ball; suction pipe fitted with brass strainer; agitation mechanical and effective. Equipment 8 feet high pressure ¾ inch hose, lever shut-off, and latest pattern screen nozzle.

- No. 40 D. Mounted on truck, 20 in. wheel. \$27.00
- Iron Extension, 8 feet 1.35



Auto-Spray No. 40



Auto-Spray No. 26

AUTO-SPRAY NO. 26. So designed that excessive pressure generated on the down stroke of plunger allows it to create a continuous mist-like spray. The ball valve which prevents this stored-up compressed air from returning into the pump cylinder is conveniently located in a brass valve seat. By removing the tank, the syphon tube is easily and quickly cleaned. Durable, convenient and simple.

- No. 26-B, 1 quart, tin pump, brass tank.....\$1.25



GARDEN TOOLS AND SUNDRIES

Prices do not include postage

Boxes—Illinois Self-Watering. (Fig. 1) Neat, convenient, practical; reservoir supplies moisture for ten days by means of sponges inserted in false bottom.

—**Window Boxes.** 8 inches deep, 9½ in. wide, except No. 0, 6 in. deep, 6 in. wide. No. 0, 16 in. long, 2.00 No. 1, 23 in. 2.50 No. 2 25 in. 2.70 No. 3, 27 in. 2.90

Dibber. (Fig. 2) For transplanting seedling plants; steel point. Each 55c.

Duster—Slug Shot. (Fig. 3) Perforated bottom holds half gallon. Each 50c.

—**Feeney Model B.** The best duster to apply any powdered material in its finest, atomized form. Each 1.25

—**Legget's Little Giant.** Dusts 2 rows at a time with any dry powder. Each 11.50

Fertilizer—Bone Meal. 1 part to 50 parts soil; 3 to 5 pounds per 100 square feet. 100 lb 3.75 500 lb 17.50 1000 lb 35.00 2000 lb 65.00

—**Sheep Manure.** Promotes rapid growth; excellent for lawns; 5lb per 100 sq. ft. 5lb. carton 35c; 10lb. carton 60c; 25lb. bag 1.00; 50lb. bag 1.90; 100lb. bag 3.50 cartage extra

—**Poultry Manure.** The plant food contained in this fertilizer has been pronounced by eminent chemists to be in the most available form of any organic fertilizer known. 3 lb per 100 sq. ft.

100 lb 3.50 500 lb 16.00 1000 lb 30.00 2000 lb 56.00

—**Japanese Palm Food.** For palms, ferns and other foliage plants. Package. 25c.

—**Stim-U-Plant.** Plant food in tablet form Trial size, 10 tablets, 15c 30 tablets, 25c.

Forks—Cruso. (Fig. 4) Malleable iron, length 9 inches. Each 10c.

—**Revenoc.** (Fig. 5) Cast steel, tinned; 10½ inches long, prongs 4½ in. Each 20c.

—**Gem.** (Fig. 7) Three 6 inch tines, made of high quality steel. Each 50c.

—**Spading.** (Fig. 22) Four tines, strap ferrule, very best grade. Each 1.50

Grafting Wax. ¼ lb bar 15c, ½ lb bar 25c, 1 lb bar 40c.

Grass Hooks. (Fig. 6) Forged tool steel carefully tempered. Each 50c.

Hoes—Onion and Nursery. (Fig. 9) Cast steel blade, 7½ inch wide. Each 1.00

—**Warren.** (Fig. 8) Best garden hoe made; 7½ inch blade, cast steel. Each 1.00

—**Weed.** 2 spear shaped prongs. 65c. —**Boys'** 6 inch blade, 4¼ ft handle 65c.

Insecticides and Fungicides. Liquid insecticides cannot be sent by mail.

—**Arsenate of Lead.** Dry powdered. 1½ lb to 50 gallons. ½ lb 30c, 1lb 50c
5 lb 2.25

—**Black Leaf 40.** 40 per cent nicotine. 1 ounce bottle 25c ½ lb 1.25 2 lb 3.75

—**Lime-Sulfur.** Gallon 1.00

—**Mag-O-Tite.** A real root maggot remedy. 2lb package 35c, 4lb package 60c, 8lb package 1.00

—**Pyrox.** Combined insecticide and fungicide. 1 lb 40c 5 lb 1.50 10 lb 2.50
25 lb 5.75

—**Slug Shot.** 1lb carton 20c; 5lb package 75c; 10lb package 1.30; 100lb 11.00

—**Sulpho-Tobacco Soap.** 3 ounce cake 15c; 8 ounce cake 25c

—**Tobacco Dust.** Pound 20c

—**Busting Sulphur.** Pound 20c

—**Tree Tanglefoot.** 1lb. can 50c; 5lb. can 2.25; 10lb. can 4.25

Knives—Asparagus. (Fig. 13) Each 50c.

Labels—Tree. 3½ inch, copper wired, per 100 45c; per 1000 2.90;

—**Pot.** (Fig. 10) Prices are per 100 and per 1000. 4-inch 25c—1.65; 5-inch 35c—2.15; 6-inch 40c—2.50; 8-inch 85c—7.00; 10 inch 1.10—9.00; 12 inch 1.30—12.00

Match Sticks. For staking small plants; painted green; 18 inch, per 100 50c.

Nitragin. Soil inoculator. ½ acre size 55c; acre size 1.00

Plant Protectors. To keep root maggots from cabbage and cauliflower plants. Dozen, 10c; per 100, 50c.

Peony Supports. Made of heavy galvanized iron. Each 30c; dozen 3.00

Pots. Clay or paper; (Fig. 12) all sizes from 2 inch up. Write for prices.


Putty Bulb. (Fig. 11) For applying liquid putty. Each 1.35

Rakes—Steel Bow Garden. 14 teeth. Each 75c.

—**Lawn.** (Fig. 15) 24 teeth tinned, reversible. Each 65c.

—**Ole Olson.** (Fig. 16) Seasoned, straight grained hardwood, oil finished. 75c

—**Gem Dandelion.** (Fig. 17) The fine blade-like teeth of sheet steel lie flat on the ground and cut the dandelion buds and blossoms off clean; cannot tear the sod. Self-cleaning; stripper operated by wire on handle. 16 inch, for dandelions only. 1.75; 24 inch, with sheet metal back for leaves. 2.50





Raffia. (Fig. 19) Best tying material. Finest florists' grade. Market price.

Rollers—Dunham Water-Weight Lawn. (Fig. 29) Style W B with "No-Tip" handle lock and scraper: No. 5, weight empty 85 lbs., filled with water 300 lbs., 22.75; No. 7, empty 110 lb, filled 500 lb, 25.75

Shears—Hedge. (Fig. 18) Notched near rivet to cut small branches 9 inch. each 3.00

—**Henckel** The famous Henckel Twin Works pruning shears we consider the best in the world. 5½ inch 2.00; 7½ in. 2.50; 8½ in 2.75; 9½ in. 3.00.

Shovels. (Fig. 20) Solid steel, D handle, round point. Each 1.50

Spades. (Fig. 21) Solid steel, D handle socket strap. 7½x12 inches. Each 1.50

Sprinkler. Scollay's Rubber. (Fig. 23) Large size, each 1.35

Sprinkler—Australian Lawn. One of the best distributors of water, because of its rapid revolution and form of its wings, spraying the water very finely and evenly. Mounted on stand, 2 ft. 1.25; 4 ft. 1.45; 6 ft. 1.70

Sprinkler—Rain King. Radically different from any other sprinkler. Circular or stationary spray, fine or coarse. Circular spray adjustable from 8 to 70 feet, stationary spray has almost unlimited adjustments to water any odd-shaped places, corners, strips, etc. Each 3.50

Stakes—Cane. 6 to 8 feet, dozen 35c, 50 for 1.00, 100 for 1.75

—**Japanese Green Bamboo.** 2½ feet, dozen 25c, 25 for 45c, 50 for 80c, 100 for 1.40 3 feet, dozen 30c, 25 55c, 50 90c, 100 1.70; 4 feet, 12 35c, 25 65c, 50 1.20, 100 2.00

—**Square Green Wood Stakes.** (Fig 25) 2½ feet, dozen 60c, 100 4.00; 3 feet dozen 90c, 100 7.00; 4 feet, dozen 1.20, 100 9.50; 5 feet, dozen 1.80, 100 14.00; 6 feet, dozen 2.25, 100 16.00.

Tomato Supports. Made of heavy galvanized iron. Each 30c; dozen 3.00

Tree Pruner. (Fig. 24) Length pole, 6 ft. 1.50; 8 ft. 1.65; 10 ft. 1.80; 12 ft. 1.95

Trellis. Made entirely of wood and ratan will not burn vines as where metal is used; painted dark green Fan, (Fig. 26) 6 feet high, top 38 inches wide, 2.50 Lattice, Fig. 27, 6 feet high, 18 inches wide, each 2.50

Trowels—Cruso. (Fig. 32) 6 inch, one-piece steel blade steel ferrule. Each 25c.

—**O. V. D.** Highly tempered carbon steel, hand forged, 6 inch blade. Each 85c.

—**No. 2.** 6 inch, forged from one piece of steel. Each 65c.

—**Transplanting.** Blade narrow and deeply curved, use as trowel or dibber 20c.

Turf Edger—American Each 1.25

—**Planet Jr.** Will edge straight or curved walks quickly and with little effort. Each 1.75

Weeders—Combination. (Fig. 37) Each 25c

—**Excels'or.** (Fig. 36) Each 15c.

—**Eureka.** (Fig. 33) Each 50c

—**Lang's.** (Fig. 34) Each 25c.

—**Gilson.** 5 foot handle, 5-prong, 1.25; 7-prong, 1.55

—**Gilson Scratch.** Each 18c

—**Gilson Rocker Blade.** Each 1.15

—**Mehler.** (Fig. 31) Each 1.25

—**Norcross.** (Fig. 30) 5-prong, 4-foot handle, 1.00; 3-prong 4-foot handle, 75c

—**Pull-Easy.** Garden cultivator adjustable from 7 to 18 inches. Each 1.50

—**Gilson Wheel Outfit** No. 1. 3.85

—**Gilson Triplex.** Each 8.95

ALL PRICES SUBJECT TO CHANGE WITHOUT NOTICE.

PLANET JR. GARDEN TOOLS

ASK FOR CATALOG

TABLE OF CONTENTS

VEGETABLE SEEDS

Asparagus.....	8
Beans.....	10-12
Beet.....	14-15
Beet, Sugar.....	13
Beet, Mangel.....	13
Brussels Sprouts.....	12
Cabbage.....	16-17
Carrot.....	18-19
Cauliflower.....	20-21
Celery.....	22
Chervil.....	19
Chicory.....	19
Chinese Cabbage.....	19
Chard.....	14
Corn.....	24-25
Corn Salad.....	20
Cress.....	19
Cucumber.....	26-28
Egg Plant.....	28
Endive.....	28
Garlic.....	28
Horse Radish.....	28
Herbs.....	23
Kale.....	29
Kohlrabi.....	29
Leek.....	31
Lettuce.....	30-31
Melon.....	32-34
Mustard.....	34
Okra.....	34
Onion.....	35-33
Parsley.....	33
Parsnip.....	38
Peanuts.....	38
Peas.....	39-40
Pepper.....	41
Potatoes.....	41
Pumpkin.....	41
Radish.....	42-45
Rhubarb.....	46
Ruta Baga.....	45
Salsify.....	46
Scorzonera.....	46
Sorrel.....	46
Spinach.....	47
Squash.....	49
Sunflower.....	46
Tobacco.....	52
Tomato.....	50-52
Turnip.....	52

FLOWER SEEDS

Acrolinium.....	57
Adlumia.....	86
Adonis.....	57
Ageratum.....	57
Alyssum.....	57
Amaranthus.....	57
Ammobium.....	57
Aquilegia.....	57
Arctotis.....	57
Asparagus.....	58
Asperula.....	58
Aster.....	58-59
Auricula.....	60
Balloon Vine.....	86

Balsam.....	60
Begonia.....	60
Bellis.....	60
Calceolaria.....	60
Calendula.....	62
Cacalia.....	60
Calliopsis.....	61
Campanula.....	61
Canary Bird.....	86
Candytuft.....	61
Celosia.....	60
Centaurea.....	62
Chrysanthemum.....	63
Cineraria.....	63
Clarkia.....	63
Cobaea.....	83
Coleus.....	63
Coreopsis.....	63
Cosmos.....	64
Cyclamen.....	64
Cyperus.....	64
Cypress Vine.....	86
Delphinium.....	65
Dianthus.....	66
Digitalis.....	66
Dimorphothea.....	66
Dolichos.....	86
Dracaena.....	66
Escholtzia.....	66
Euphorbia.....	68
Everlastings.....	67
Forget-me-not.....	68
Four O'Clock.....	72
Gaillardia.....	68
Godetia.....	68
Gomphrena.....	67
Gourds.....	86
Gypsophila.....	69
Helianthus.....	69
Heliotrope.....	69
Helichrysum.....	67
Hollyhocks.....	69
Humulus.....	86
Hunnemannia.....	69
Ice Plant.....	69
Ipomoea.....	86-87
Kochia.....	69
Lace Flower.....	70
Larkspur.....	95
Lathyrus.....	87
Linum.....	70
Lobelia.....	70
Lophospermum.....	87
Lupins.....	70
Marigold.....	71
Matricaria.....	71
Maurandia.....	87
Mignonette.....	71
Mimosa.....	71
Mimulus.....	71
Mina Lobata.....	87
Momordica.....	87
Moonflower.....	87
Morning Glory.....	87
Nasturtium.....	72
Nicotiana.....	72
Nigella.....	72
Pansy.....	73
Passiflora.....	87
Pennisetum.....	76
Pepper.....	74
Petunia.....	74
Phlox.....	74
Physalis.....	74
Poppies.....	76
Portulaca.....	74
Primrose.....	77
Pyrethrum.....	74
Rienus.....	77
Salpiglossis.....	79
Salvia.....	79
Scabiosa.....	79
Schizanthus.....	79
Smilax.....	87
Snapdragon.....	79-81
Solanum.....	79
Stocks.....	84
Sweet Peas.....	82-83
Thunbergia.....	87
Verbena.....	84
Vinca.....	84
Violet.....	85
Wallflower.....	85
Wild Cucumber.....	85
Zinnia.....	87

BULBS AND PLANTS

Caladium.....	93
Canna.....	93
Cinnamon Vine.....	
Dahlias.....	88-91
Gladioli.....	92-93
Hyacinthus.....	
Lillies.....	93
Madeira Vine.....	
Tuberose.....	

NURSERY STOCK

Achillea.....	94
Acomitum.....	94
Almond.....	100
Alyssum.....	94
Ampelopsis.....	105
Anchusa.....	94
Anthemis.....	94
Aralia.....	100
Aquilegia.....	94
Aster.....	94
Barberry.....	100
Bleeding Heart.....	95
Bocconia.....	
Boltonia.....	
Buddleia.....	101
Campanula.....	94
Celastrus.....	
Centaurea.....	
Chrysanthemum.....	94
Clematis.....	
Clematis.....	105
Coreopsis.....	94
Cornus.....	101
Cydonia.....	
Daisy.....	94
Delphinium.....	95
Deutzia.....	101
Dianthus.....	95



Digitalis	95
Echinops	95
Eupatorium	95
Forsythia	101
Fruits, small	108-110
Fruit Trees	110
Funkia	
Gaillardia	95
Geum	95
Gypsophila	95
Grasses	
Helenium	95
Helianthus	95
Heliopsis	95
Hemerocallis	95
Heuchera	
Hibiscus	95
Hollyhocks	95
Honeysuckle	102
Honeysuckle	102
Hydrangea	101
Iberis	
Iris	95-96
Japan Quince	
Liatis	
Lilac	102-03

Myosotis	
Peonies	97
Phlox	98
Philadelphus	102
Physostegia	
Platycodon	99
Polemonium	
Poppy	99
Privet	102
Prunus	
Pyrethrum	99
Pyrus	
Ranunculus	117
Rhus	104
Roses	106-107
Rudbeckia	99
Salvia	
Scabiosa	
Sedum	
Snowball	104
Snowberry	104
Solidago	
Spirea	104
Spirea	104
Stokesia	
Tamarix	104

Trees, Fruit	110
Trees, Shade	104
Tritoma	99
Veronica	99
Viburnum	104
Vinca	99
Weigela	104
Wistaria	
Yucca	

SUNDRIES

Dusters	112
Fertilizers	112
Grass Seed	53
Insecticides	112
Labels	112
Lawn Grass	53
Miscellaneous	111-116
Raffia	114
Sprayers	111
Stakes	114
Tools	112-114
Trellis	114

WILLOW-WARE

Basket Jardiniers, Vases, Hanging Baskets, Ferneries, Window or Porch Baskets. In Driftwood Gray, Tobacco Brown, or Foliage Green, all with metal liners. Many styles and sizes.

