

## **Historic, archived document**

Do not assume content reflects current scientific knowledge, policies, or practices.



62.01

JAN 8 1925  
U.S. Department of Agriculture


# HARRIS FLORAL SEED AND CO.



## BIRMINGHAM, ALABAMA

### Fall 1923

D. N. Shoemaker.  
AUG 4 1923



HARRIS' MAMMOTH PURPLE TOP WHITE GLOBE TURNIP

(Page 6)

To insure prompt delivery add postage  
to items marked NOT POSTPAID

# Please Read This Carefully Before Ordering

Write all you wish to say about this order on order sheet. Requests for quotations and other information requiring an answer should be sent in on separate sheet.

In filling out Order Sheet please make sure of catalog prices. Note the items in which prices are quoted as "delivered." In other instances, postage must be added as per table herewith. Figure your distance from Birmingham and add Parcel Post rates as given here.

## NON-WARRANTY

Harris Seed and Floral Company, (Inc.), gives no warranty, express or implied, as to description, quality, productiveness, or any other matter of any Seeds, Bulbs, or Plants it sells and will not be in any way responsible for the crop. If the purchaser does not accept the goods on these terms they are at once to be returned and money, if any, that has been paid, will be refunded.

Parcel Post Zone Rates	WEIGHT							
	Pounds							
Up to 50 miles, 1st Zone.	\$0.05	\$0.05	\$0.06	\$0.07	\$0.08	\$0.09	\$0.11	\$0.12
51 to 150 miles, 2nd Zone.	.06	.06	.08	.11	.14	.17	.21	.24
151 to 300 miles, 3rd Zone.	.07	.07	.10	.15	.20	.25	.31	.36
301 to 600 miles, 4th Zone.	.08	.08	.12	.19	.26	.33	.41	.48
601 to 1000 miles, 5th Zone.	.09	.09	.14	.23	.32	.41	.51	.60
1001 to 1400 miles, 6th Zone.	.10	.10	.16	.27	.38	.49	.61	.72
1401 to 1800 miles, 7th Zone.	.11	.11	.18	.31	.44	.57	.71	.84
Over 1,800 miles, 8th Zone.	.12	.12	.20	.35	.50	.65	.81	.96
	.13	.13	.22	.39	.56	.73	.91	1.08
	.14	.14	.24	.43	.62	.81	1.01	1.20
	.15	.15	.26	.47	.68	.89	1.11	1.32
	.16	.16	.28	.51	.74	.97	1.21	1.44
	.17	.17	.30	.55	.80	1.05	1.31	1.56
	.18	.18	.32	.59	.86	1.13	1.41	1.68
	.19	.19	.34	.63	.92	1.21	1.51	1.80
	.20	.20	.36	.67	.98	1.29	1.61	1.92
	.21	.21	.38	.71	1.04	1.37	1.71	2.04
	.22	.22	.40	.75	1.10	1.45	1.81	2.16
	.23	.23	.42	.79	1.16	1.53	1.91	2.28
	.24	.24	.44	.83	1.22	1.61	2.01	2.40

\*Be sure you have added postage.

## A Spray Calendar for Orchard Fruits

	When to Spray	First Spraying	Second Spraying	Third Spraying	Fourth Spraying
		During fall and winter, or before buds swell in spring.	Just as the last of the blossoms fall.	Three weeks after second spraying.	Three weeks after previous spraying.
Apple, Pear and Quince	To Control	San Jose scale and other scale insects. Also Aphis. This spraying also destroys spores of many fungous diseases.	Codling Moth, Scab, Leaf-eating insects.	Codling Moth, Bitter Rot, Scab, Blotch.	Codling Moth, Bitter Rot, Scab, Blotch.
	Spray to use	Concentrated Lime-sulphur solution. 1 gallon to 7 to 9 gallons of water	Bordeaux Mixture, 4-5-50 plus 2 lbs. arsenate of lead.	Bordeaux Mixture, 4-5-50 plus 2 lbs. arsenate of lead.	Bordeaux Mixture, 4-5-50 plus 2 lbs. arsenate of lead.
	When to Spray	During fall and winter or before buds swell in spring.	Just as the dried up blossoms or shucks are falling off the fruit.	Three weeks after second spraying.	Just before fruit begins to show signs of ripening.
Peach and Plum	To Control	San Jose Scale and other scale insects. Also Aphis. Also kills many fungous diseases.	Curculio, Aphis, Leaf Crul, Brown Rot, Scab.	Curculio, Leaf Rot, Brown Rot, Scab.	Brown Rot, Scab.
	Spray to use.	Concentrated Lime-sulphur solution. 1 gallon to 7 to 9 gallons of water.	Self-boiled Lime-sulphur plus 2 lbs. arsenate of lead.	Self-boiled lime-sulphur plus 2 lbs. arsenate of lead.	Self-boiled Lime-sulphur.
	When to spray	Just before blooms come out.	Just after fruit sets.	2 weeks to 18 days later than second.	2 weeks to 18 days later than third.
Grapes	To Control	Berry Moth, Leaf Hopper, Anthracnose, Mildew, Black Rot.	Berry Moth, Leaf Hopper, Anthracnose, Black Rot, Mildew.	Berry Moth, Anthracnose, Mildew, Black Rot.	Berry Moth, Anthracnose Mildew, Black Rot.
	Spray to use.	Bordeaux 3-4-50 plus 2 lbs. of arsenate of lead.	Same as first.	Same as first.	Same as first.

**No Orders Shipped C. O. D.**

# Fall Gardens and Feed Crops This Year Mean Real Money

---

---



A late Spring and continual rains spoiled the opportunities for your regular Spring garden.

But—that space can be converted into a profitable Fall garden. We say “profitable” for experience has shown that following conditions such as we have had this year, Fall vegetables are always scarce and high.

Truck growers generally are remembering that and we are preparing for a busy season. This Fall there’s certain to be a big demand for Clovers, Vetch, Rye, Grasses and Oats. Get your order in early. Of course we cannot guarantee the prices published here but you can be sure that Harris’ prices are as cheap as good seed can be sold.

Our record is nine years of uninterrupted service—and 20,000 satisfied users of Hare Brand Seeds—which we attribute to the fact that whatever you buy from us is dependable and our service on mail orders is prompt.

Just a word in conclusion about bulbs. Don’t be misled by department store “bargains”—their bulbs are seconds. Ours come to us direct from French and Holland growers—We plant the same bulbs we offer you.

---

---

P. O. BOX  
871

**HARRIS**  
**SEED & FLORAL CO**  
INC.  
2018 FIRST AVE. BIRMINGHAM, ALA

P. O. BOX  
871

## Harris' Best Selected Beets

One ounce to 50 feet of drill.

**How to Grow**—Beets may be planted in the open ground up until October, but will not do well in poor sandy soil without the use of some good commercial fertilizer. Sow in drills one inch deep and rows 15 to 24 inches apart.

**CROSBY'S EGYPTIAN**—A very desirable early table beet, the tops are small, the roots flattened, globe shaped and very smooth. Our stock is very uniform in shape and color. Price: Pkt., 10c; oz., 15c;  $\frac{1}{4}$  lb., 35c; lb., 75c, postpaid.

**DETROIT DARK RED**—A very dark red variety, globe shaped very smooth with small tops upright in growth. The flesh is deep vermilion red, zoned with lighter shade of the same color. Price: Pkt., 10c; 1 oz., 15c;  $\frac{1}{4}$  lb., 35c; 1 lb., 75c, postpaid.

**EARLY BLOOD TURNIP**—This beet has coarser tops than the Early Detroit and requires longer to mature. The flesh is deep red, sweet, crisp and tender. Price: Pkt., 10c; oz., 15c;  $\frac{1}{4}$  lb., 35c; lb., 75c, postpaid.

## Harris' Superior Cabbage Seed

One ounce will produce about 2,000 plants.

**HOW TO GROW**—Plant in good rich soil in August and September so as to have plants ready to reset not later than October first. The varieties we list will stand our average cold weather.



AMERICAN DRUMHEAD SAVOY

**AMERICAN DRUMHEAD SAVOY**—The best of the main crop and late Savoys for market and home use. The heads are large, nearly round, fairly solid and tender. Price: Pkt., 10c; oz., 30c;  $\frac{1}{4}$  lb., \$1.00; lb., \$3.50, postpaid.

**PREMIUM LATE DRUMHEAD**—When grown in rich soil this variety makes very large heads flattened on top but very deep and of excellent flavor. Price: Pkt., 10c; oz., 25c;  $\frac{1}{4}$  lb., 85c; lb., \$3.00, postpaid.

**COPENHAGEN MARKET**—The stock we offer can only be secured from one grower in this country. This special variety is the earliest round headed cabbage introduced, the heads are exceptionally large for a round headed variety, very solid and of excellent quality. Price: Pkt., 10c; oz., 60c;  $\frac{1}{4}$  lb., \$1.75, postpaid.

**CHINESE CABBAGE (Pe Tsai)**—Often called celery cabbage, when young the leaves are crimped, of light green color and appear like smooth leaf mustard but much broader and heavier mid ribs. When it matures the plants become more upright and form heads very much like Cos Lettuce. Sow same time as turnips as it quickly runs to seeds when sown in hot weather. Price: Pkt., 10c; oz., 25c;  $\frac{1}{4}$  lb., 75c; lb., \$2.25, postpaid.

## Harris' Collards


One ounce will produce 2,000 plants

**CULTURE**—The Collard which is nothing more than a hardy type of Cabbage is cultivated the same as cabbage. They may be planted from February to September and when well rooted will stand the coldest weather in this section. The secret of successful cultivation is the early planting of the seed, rich soil, keeping the insects off and working at the proper intervals throughout the summer and fall months. The young plants can be transplanted same as cabbage. See planting table on inside cover page.


**GEORGIA WHITE HEAD**—Called Cabbage Collard on account of its close bunching growth and light green leaves resembling the Cabbage. Combining the hardiness and reality of the Collard with the whiteness and crispness of the Cabbage. It is more like Cabbage in growth, stocky, the leaves have white stems or veins, and where given distance on rich soil and the proper cultivation will produce small size heads. Price: Pkt., 10c; 1 oz., 15c;  $\frac{1}{4}$  lb., 35c; 1 lb., 75c, postpaid.

**GEORGIA BLUE STEM or SOUTHERN**—This variety is the old time favorite. It is of very fine quality and exceedingly crisp and tender and will stand our usual winters without serious injury. The one advantage of this variety is that you can make a crop on soil too poor to grow cabbage. Price: Pkt., 10c; oz., 15c;  $\frac{1}{4}$  lb., 35c; 1 lb., 75c, postpaid.

**NORTH CAROLINA BUNCOMBE**—Sometimes called Cabbage Collards resembles a Cabbage in as much as it is of the short stem variety and forms a head. When planted in early fall it will produce excellent greens and stand any of our early winter weather. Price: Pkt., 10c; 1 oz., 15c;  $\frac{1}{4}$  lb., 35c; 1 lb., 75c, postpaid.



LARGE LATE DRUMHEAD CABBAGE



KALE DWARF CURLED


## Kale

Not every one appreciates the value of Kale as a winter and spring crop. It is the hardiest and safest crop that can be grown for winter; lasting the entire winter and remaining until April. It is not really good until after several frosts, will stand zero weather and throw out a young crop of leaves in spring that are simply delicious. It may be sown broadcast in August and September like turnips, but it is best to sow in drills, thin out to 8 or 10 inches and cultivate like cabbage and throughout the life of the plant.

**DWARF CURLED SCOTCH KALE** (See Cut)—A very dwarf early sort, a vigorous grower, producing beautiful curly leaves and spreading largely. Pkt., 10c; oz., 20c; ¼ lb., 45c; 1 lb., \$1.25, postpaid.

**TALL CURLED SCOTCH**—A tall growing, hardy, very curly variety of kale. It's growth is sometimes two feet in height, holding its foliage well above the ground. Pkt., 10c; oz., 20c; ¼ lb., 45c; 1 lb., \$1.25, postpaid.

**SIBERIAN**—A vigorous growing variety, producing large, broad, grayish leaves, only slightly curled at the edges. It stands more heat and cold than any other sort. Pkt., 10c; oz., 20c; ¼ lb., 45c; 1 lb., \$1.25, postpaid.



BIG BOSTON LETTUCE

## Lettuce

One ounce to 100 feet drill.

**HOW TO GROW**—Plant seed in August in rich soil and protect from hot sun until seed begins to germinate. Thin out plants to 6 to 10 inches in drill and in rows 2 feet apart, cultivate like cabbage. Lettuce to be good must be grown quickly and there is little danger of fertilizing too heavy. Use of Nitrate of Soda will insure quick growth and heading.

**HARRIS' LOS ANGELES MARKET**—A new variety of Iceberg, forms large crisp heads, self blanching and free from bitterness. Price: Pkt., 10c; oz., 45c; ¼ lb., \$1.50, postpaid.

**ICEBERG**—An excellent variety for fall planting. Forms nice size heads, solid and crisp. Price: Pkt., 10c; oz., 15c; ¼ lb., 45c; lb., \$1.25, postpaid.

**BIG BOSTON**—The plants are large, very hardy and vigorous. The leaves are broad, comparatively smooth but wavy at the edge, thin, very hard and crisp. Under cold weather will head better than any other variety. Price: Pkt., 10c; oz., 15c; ¼ lb., 45c; lb., \$1.25, postpaid.


## Mustard

One ounce will plant 200 feet of drill.

**CULTURE**—Sow in any good garden soil thickly in drill 14 to 16 inches apart. Give clean culture, keeping free from grasses and weeds. Leaves are large enough to use as a salad in from 4 to 6 weeks from sowing, and can be cut all during the winter.

**SOUTHERN GIANT CURLED**—This is a type of curly leaf mustard that has been developed in the South and will give much better satisfaction than any other curled sort. There are other types possibly more curly, but will not afford half the foliage. It is difficult to keep mustard true, because it has a tendency to go back to the wild, rough, prickly leaf type. Pkt., 10c; oz., 15c; ¼ lb., 35c; lb., 75c, postpaid.


**CHINESE BROAD LEAF**—This variety produces a very large, broad, thick leaf, almost smooth and sometimes spoken of as cabbage leaved mustard. It is extremely hardy, finely flavored, and will stand a long time without going to seed. Pkt., 10c; oz., 15c; ¼ lb., 35c; lb., 75c, postpaid.



CURLY MUSTARD

## Radishes

Radishes may be planted in the South most any month in the year. The winter varieties are very resistant to cold and hardly any weather hurts them. The crop is grown so quickly that a succession of plants of the quick growing sorts should be made every ten days. The main point in growing good radishes is that the soil must be loose and rich and rapid cultivation ensue. Don't try to grow too thick better to thin out soon as up well to two or three inches for the small, quick growing sorts and four inches for the large winter sorts.

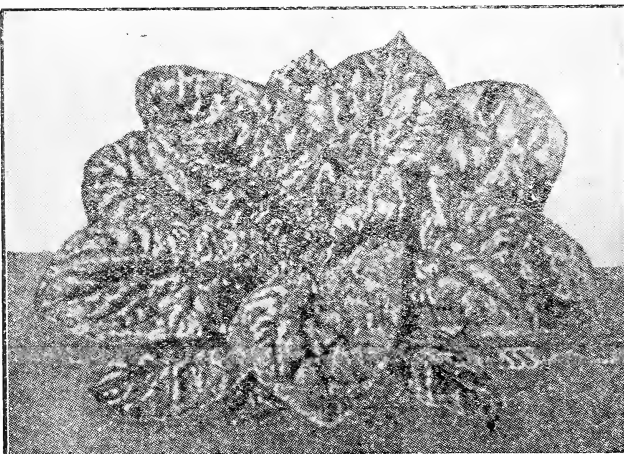


FRENCH BREAKFAST

	Price of Seed by mail postpaid.			
	Pkt.	Oz.	¼ Lb.	Lb.
Scarlet Turnip—Early round scarlet color.....	.10	.15	.35	.75
White Tipped Turnip—Very early, scarlet color with white tip.....	.10	.15	.35	.75
Long Scarlet—Early firm sort, fine flavor.....	.10	.15	.35	.75
Scarlet Globe—Round, quick growing, fine flavor.....	.10	.15	.35	.75
French Breakfast—Pale red, half long white tipped, early.....	.10	.15	.35	.75
Half Long French Scarlet—Half long, good size, fine market sort.....	.10	.15	.35	.75
Chartier—Half long, solid, firm sort, white tipped.....	.10	.15	.35	.75
Glass or Cincinnati Market—Long, smooth, red, transparent, brittle.....	.10	.15	.35	.75
Lady Finger—Long, smooth, white, excellent quality and flavor.....	.10	.15	.35	.75
Miss France—Brilliant half long, scarlet, fading into white.....	.10	.15	.35	.75

## Winter Varieties

Chinese Rose—A half long, stump rooted, pale red, large solid.....	.10	.15	.35	.75
Black Spanish Round—A hardy, black skinned, tender piquant sort.....	.10	.15	.35	.75
California White Mammoth—A large half long radish, fine flavor.....	.10	.15	.35	.75
Celestial—Long, White Skin and Flesh.....	.10	.15	.35	.75



## Spinach


The healthiest and best greens grown. Spinach can be had in South most any month in the year except during the hottest periods. It is essentially a cold weather plant and when properly grown, no danger of it freezing out. For winter and early spring use, sow in August and September broadcast, or in drills and cultivate same as turnips. The soil should be very rich. It is difficult to get the seed to germinate when it is hot and dry but this can be easily overcome by packing the soil after seed are planted. Use plenty seed in sowing and if it comes too thick, thin out to three or four inches apart.

**Broad Leaf Flanders**—A broad, smooth leaf sort, easy to bunch, Pkt., 10 oz., 15c; ¼ lb., 35c; lb., 75c post paid.  
**Long Standing**—Large, thick leaf, crumpled, slow in seeding. Pkt., 10 oz., 15c; ¼ lb., 35c; lb., 75c, post-paid.

**Bloodsdaile**—Very hardy, leaf crumpled and blistered, best flavored. Pkt., 10 oz., 15c; ¼ lb., 35c; lb., 75c, postpaid.



## Onion Sets



(Shipment after August 1st)

32 pounds to the bushel. 5 to 8 bushels to the acre.

**NOTICE**—We do not guarantee these prices, subject to change without notice.

Be sure to add postage.

**YELLOW BERMUDAS**—Sometimes called white Bermuda, the color is straw color or pale yellow. It is exceedingly mild in flavor and very early. When planted in August and September will make a nice green onion in the fall or when left in the ground all winter will make a large flat sweet onion in the early spring. Price: Qt., 20c; ½ gal., 35c; gal., 60c. Not postpaid. Price subject to change.

**CRYSTAL WHITE WAX**—An absolutely white onion of a beautiful waxy appearance. When planted in early fall will make a nice green onion in November or December. The large flat onions in the spring are excellent for slicing. Price: Qt., 20c; ½ gal., 35c; gal., 60c. Not postpaid. Price subject to change.

**WHITE PEARL**—A very fine early silver skin variety of beautiful form and rapid growth. When planted in the fall matures earlier than the other varieties, very sweet and mild. Price: Qt., 20c; ½ gal., 35c; gal., 60c. Not postpaid. Prices subject to change.

**WHITE MULTIPLIERS OR SHALLOTS**—For flavoring this variety is unsurpassed. Grows and multiplies very fast. Price: per lb., 30c; 5 lbs., \$1.25. Not postpaid. Write for prices in larger quantities.

## WIZARD BRAND SHEEP MANURE



**WIZARD BRAND SHEEP MANURE**—Gives the soil what it takes to make flowers, grass and bulbs grow. Wizard Brand Sheep Manure is a complete natural fertilizer. It supplies all of the necessary plant food elements—Nitrogen-Phosphoric Acid and Potash, in combination with organic matter or humus; and it is this natural combination that produces the peculiar action and effect in the soil which can only be had in animal manures. Price 1 lb., 4c; 100 lbs., \$3.00, not postpaid.

## STIM--PLANT


PLANT STIMULANT TABLET

Trade Mark Registered U. S. Patent Office.

**STIM-U-PLANT**—An all-the-year fertilizer for Garden and House Plants. These tablets increase the production, heighten the color, and improve quality. They are equally as effective for fern and Begonias, evergreens and any shrubbery needing renovating. Prices, 15c; 35c; 75c.

## New Crop Turnip Seed

Prices subject to change without notice



HARRIS' MAMMOTH PURPLE TOP WHITE GLOBE

One ounce will plant 150 feet of drill.  
One pound and a half to the acre in drills. Four pounds to the acre broadcast.

**CULTURE**—For early spring turnips sow from January to March in drills and cover lightly. Although most turnips are planted in the fall the flat varieties if planted early in the spring will produce turnips quickly and of excellent flavor. For fall they can be planted from August to November either broadcast or in drills and under favorable conditions will produce turnips and greens during the fall and early spring.

**MAMMOTH PURPLE TOP WHITE GLOBE**—This is one of the most valuable, most popular, and most salable varieties now grown. It is globe shape, flesh pure white, with a purple top, and of very rapid growth; it is of the same character and habit as the Purple Top Flat, differing only in its form and leaves. Owing to the great size and thickness of the root, it will produce twice as much to the acre. It is also a good winter variety; it can be sown either broadcast or in drills and will always come true to type. Price: Oz., pkt., 10c; 4 oz., 30c; ½ lb., 45c; 1 lb., 75c; 5 lbs., \$3.00, postpaid.

**LARGE YELLOW GLOBE**—Often called Golden-Ball, flesh pale yellow very solid, keeps well, grows to a medium size and an excellent flavor. Price: Oz., pkt., 10c; 4 oz., 30c; ½ lb., 45c; 1 lb., 75c; 5 lbs., \$3.00, postpaid.

**HARRIS' WHITE GLOBE**—This is a very handsome and popular variety, selected from the White Globe from which it differs only in the size and beauty of its roots. It is especially adapted to the Southern states. Price: Oz., pkt., 10c; 4 oz., 30c; ½ lb., 45c; 1 lb., 75c; 5 lbs., \$3.00, postpaid.

**EARLY WHITE FLAT DUTCH** (Strap-Leaved.)—One of the very earliest and choicest varieties. One of the best sorts for spring sowing. Price: Oz., pkt., 10c; 4 oz., 30c; ½ lb., 45c; 1 lb., 75c; 5 lbs., \$3.00, postpaid.

**LONG WHITE COW-HORN**—A pure white variety with green tops, growing in shape similar to a cow's horn, mostly planted in the fall and is desirable for table as well as for stock feeding. Price: Oz., pkt., 10c; 4 oz., 30c; ½ lb., 45c; 1 lb., 75c; 5 lbs., \$3.00, postpaid.

**AMBER GLOBE**—Flesh yellow, fine-grained and sweet, color of skin yellow with green top. Hardy, keeps well, a good cropper, grows to a very large size. Price: Oz., pkt., 10c; 4 oz., 30c; ½ lb., 45c; 1 lb., 75c; 5 lbs., \$3.00, postpaid.

**PURPLE TOP YELLOW ABERDEEN**—Fine for cattle feeding. It attains a large size, is solid, nutritious, a good keeper and can be recommended in every respect. Price: Oz., pkt., 10c; 4 oz., 30c; ½ lb., 45c; 1 lb., 75c; 5 lbs., \$3.00, postpaid.

**EXTRA EARLY WHITE MILAN**—Very early. A pure white, thus making it especially desirable for forcing. Price: Pkt., 10c; oz., 25c; ½ lb., 75c.

**PURPLE TOP MILAN**—Resembles the white milan in as much as it has small tops, strap leaf, however the roots are a little more flat and the purple red on the upper portions. Price: Pkt., 10c; oz., 25c; ½ lb., 75c, postpaid.

**SEVEN TOP**—Cultivated exclusively in the South for the tops, which are used for greens. It is very hardy and will grow all winter, but does not produce a good root. Price: Oz., pkt., 10c; 4 oz., 30c; ½ lb., 45c; 1 lb., 75c; 5 lbs., \$3.00, postpaid.

**EARLY WHITE EGG**—A quick-growing egg-shaped variety, perfectly smooth, pure white, growing half out of the ground, with small top and rough leaves. Price: Oz., pkt., 10c; 4 oz., 30c; ½ lb., 45c; 1 lb., 75c; 5 lbs., \$3.00, postpaid.

**PURPLE TOP FLAT** (Strap-Leaf)—A variety of the earliest culture, and a general favorite with all; will do well sown either broadcast or in drills, and will form good sized bulbs in a favorable season in about seven or eight weeks. It is of a perfectly flat form with a small tap-root and a bright purple top; the leaves are short and narrow, growing erect from the bulb. This and the White Flat are the most popular of all the flat varieties. Price: Oz., pkt., 10c; 4 oz., 30c; ½ lb., 45c; 1 lb., 75c; 5 lbs., \$3.00, postpaid.

**DIXIE LAND or SOUTHERN PRIZE**—A winter turnip grown generally for greens. This variety when left in all winter will produce large turnips in early spring. Unlike the Seven Top the leaves lay close to the ground and will stand the coldest of our winters. Price: Oz., pkt., 10c; 4 oz., 30c; ½ lb., 45c; 1 lb., 75c; 5 lbs., \$3.00, postpaid.

**SWEET GERMAN**—Resembles the Ruta-Baga, however should be sown earlier than the flat varieties. Price: Oz., pkt., 10c; 4 oz., 30c; ½ lb., 45c; 1 lb., 75c; 5 lbs., \$3.00, postpaid.

## RUTA BAGA

**CULTURE**—Sow in drills latter part of July, make soil rich and cultivate well. When the plants begin to form bulbs, throw plenty of dirt to them, which causes them to form a bulb and prevents them from going to shank.

**IMPROVED PURPLE TOP YELLOW RUTA BAGA**—The largest and most productive Ruta Baga known. It has a short neck, is very solid, of a beautiful orange or amber color, with a handsome purple top. Price: Oz., pkt., 10c; 4 oz., 30c; ½ lb., 45c; 1 lb., 75c; 5 lbs., \$3.00, postpaid.

**ABOUT OUR SEED**—In buying Turnip seed you should not consider price, for like all merchandise inferior grades are offered every year at remarkably low prices. These cheap seed never come true to type and are usually from carried-over stocks. All the seed we offer are grown for us on contract and are of the highest germination. REMEMBER IT IS POOR ECONOMY TO BUY CHEAP SEED.



## Crimson Clover

(Known also as Scarlet Clover, German Clover, Etc.)  
25 lbs. to acre.

This is an annual rank growing clover, having very much the appearance of common red only more vigorous in growth and bears a long, pointed head about two inches long and the bloom a dazzling scarlet red. The plant is beautiful and often grown for its showy effect. The seed are much larger than red clover and almost as round as millet. In color, the seed range from a light straw to egg color and brownish red. When old, will turn to a brownish red. The seed germinates quickly and grows rapidly, producing a rank growth, stooling out greatly and a splendid root system often extending four feet deep. A good stand of Crimson Clover will often produce six to eight tons of green forage to the acre by May or when cut for hay at the proper time will yield two to three tons of hay.

The proper time to sow Crimson Clover is August and September, the earlier the better. It may be planted in October and November, but there is danger of it being killed with a sharp freeze when the plants are young or just coming up.

It ought to have three to five weeks of uninterrupted growth to establish a root system before a severe frost, then it will be safe except from a severe freeze which would likely damage it some.


The quantity of seed necessary for an acre when the soil is well prepared and where sown alone is 15 to 25 pounds to the acre, sown broadcast. An ordinary harrow will cover seed deep enough. When sown with Rye, Oats and Barley, about one and a half bushels of grain and ten pounds of Crimson Clover is used on an acre. After the grain has been drilled in or plowed in the clover should be sown broadcast and harrowed in on the grain.

Crimson Clover will succeed on very thin land where good preparations are made and is of greater value as a fertilizer than Cow peas.

It will generally succeed better the second year on the same piece of land due to the fact that it is a leguminous plant and where not inoculated when sown, will generally require a seasons growth to inoculate itself. Artificial inoculation is of great benefit, but is not necessary on soils that grow Red, White, or Alsike Clover because in such cases the necessary bacteria is already present as the same bacteria is common to all four plants.

Undoubtedly the greatest value of Crimson Clover is that of a fertilizer. Its value to the acre has often been proven to run as high as twenty dollars in commercial plant food, to say nothing of the great physical effect on the soil and since it matures its growth by May, one can get the benefit of the fertilizer by immediately following with other crops.

Crimson Clover makes fairly good hay when cut just as the bloom appears but if allowed to get too old will lose its value rapidly and become undigestible. When sown with Oats or Wheat the hay is much better.



CRIMSON CLOVER

Crimson Clover affords valuable grazing, either by itself or in connection with grain and when sown early enough often becomes available in January.

Crimson Clover and Hairy Vetch is a popular combination for a grazing and fertilizing crop and is often successful as a hay proposition but there is objection to the formula due to the fact that when used for hay the Crimson Clover must be cut when it shows bloom and any delay will seriously damage the hay. The Vetch has a much wider range of time when it produces good hay and withstands almost any amount of drouth.

Price: 1 lb., 30c; 5 lbs., \$1.40; 10 lbs., \$2.50; 25 lbs., \$5.75; 100 lbs., \$21.50. Not postpaid.

Prices subject to change without notice.

✉ Write for price when ready to buy, stating quantity wanted.

## A Legume for Every Acre Every Year: How to Do It

A MOTTO that every farmer in the South should adopt is, "A legume crop for every acre every year." "How is this possible," you ask, "if we are to continue to grow our big crops of corn and oats and cotton?" The answer is that not only can we continue to grow our regular staple crops, but by planting a legume on every acre every year we can grow bigger and better grain and cotton crops than ever before, and grow them at a greater net profit. Let's see.

In the first place every cotton middle in the South, regardless of the crop to be planted next year, should be planted to crimson clover or annual yellow flowering sweet clover or rye and vetch in the fall to cover and enrich the land during the winter and be plowed under in the spring. We know of no quicker, surer, or more economical way than this to double the yield of succeeding crops. Second, every field of corn in the South should at the same time be growing a crop of cowpeas, velvet beans or peanuts. Such a practice means an abundance of plant food and stock feed. Third, every oat and wheat crop should be followed with peas, beans, or lespedeza. Finally, every foot of our pasture lands should be occupied with lespedeza or bur clover.


## Clovers

### BUR CLOVER

Price not guaranteed.

Subject to change.

There are several types of bur clover but the one described here is the true Southern grown (*Medicago Maculata*). An annual upright growing plant of the Alfalfa family. The naked seed are like Alfalfa, kidney shaped, light egg yellow color, but are borne in a small, round coiled up bur covered with fine, hairy spines. These burs contain four to eight seed. The leaves of the plant are dark green in color, longer than red clover, toothed above and usually have a darker spot near the center. The plant produces small yellow flowers by May followed by small burs which generally drop by June or July and the plant then disappears but will show again, from the burs that drop, by December.



BUR CLOVER

Bur Clover is a valuable plant for enriching the soil and to furnish valuable grazing during the winter and early spring months. It may be planted from August to November, the earlier the better, either by itself or in connection with grain or grasses. When sown by itself, about thirty to forty-eight pounds is used to the acre, but if sown with grain or grasses less quantity would answer. Bur Clover belongs to the same family as Alfalfa and has the same bacteria on its root system but Bur Clover will grow on a wider range of soils than Alfalfa, hence is frequently used for inoculating the soil for Alfalfa. Bur Clover is used to a large extent in the South in connection with Bermuda. The burs can be sown on a Bermuda sod without preparations but it is better to tear up the Bermuda sod or to run small furrows through it twelve to eighteen inches apart to make a place where the Clover can better take hold.

The true Southern Bur Clover is difficult to harvest, that is, the seed, they are generally swept up off the ground and the seed you

buy contains a great deal of trash, sticks and dirt. Price: 1 lb., 20c; 10 lbs., \$1.75; 100 lbs., \$15.00. Write for prices in larger quantities.

### MELILOTUS—Sweet Clover

60 lbs. to bushel.

What we offer is true *Melilotus Alba*, or white blooming Sweet Clover. There is a yellow blooming variety, growing wild in the North, which is practically worthless, so be careful, and insist on the Southern Grown white blooming variety. It is classed as an annual as well as a biennial, but as a matter of fact, it is mostly perennial in the South; in other words, while it dies down after seeding, but will come up from the old roots in early spring. The roots are large, white, go deep in the soil, resemble Alfalfa, and the naked seed looks like Alfalfa. This plant is widely distributed over a large area of the United States. It delights in lime lands, and will thrive well even on wornout places. Wherever blue grass, clover and alfalfa thrives *Melilotus* can be grown. The *Melilotus* plant is very much like alfalfa in appearance, but grows more rapidly, produces a much larger and taller stalk, but is not near so valuable as a hay plant. *Melilotus* is perfectly hardy in Alabama, and may be sown most any month in the year. It possesses the same bacteria on its roots as alfalfa, so wherever *Melilotus* is found growing luxuriantly alfalfa will thrive, and since *Melilotus* will grow on a greater variety of soils than alfalfa, through its use the area of alfalfa can be greatly increased. The seed, no matter when planted, will lie in the soil and come up at the proper time. It is frequently sown with winter grain in the fall of the year, using the regular quantity of grain and 25 to 30 lbs. of Sweet Clover in rough or 10 to 15 lbs. of the clean. When the grain is cut off in the spring the clover will come out and be ready to cut for hay very shortly. This is a valuable clover for bee raisers. It can be cut repeatedly if rains are plentiful. We are now able to offer *Melilotus* hulled and re-cleaned so one can know just what he is planting, another thing, we have the hulled seed scarified, scratching or breaking the hard coating which causes the seed to come up more promptly. When clean seed are used and scarified, 25 to 30 pounds will give a good stand on an acre the first year. Price: 1 lb., 40c; 10 lbs. \$3.75; 100 lbs., \$21.50. Not postpaid.

### WHITE CLOVER

60 lbs. to bushel.

A small, low growing, spreading perennial clover largely used as a lawn grass and in mixture for permanent pastures. A great drought resister and splendid grazing for live stock and hogs. Sow in Fall or Spring, four to six pounds to the acre. 1 lb., \$1.00; 10 lbs., \$8.50. Not postpaid.

### ALSIKE CLOVER

60 lbs. to bushel.

A valuable perennial Clover resembling common red Clover only more spreading, not so tall, later and much hardier. It is one of the finest Clovers for permanent pastures and is not so particular about suitable soils. Sow in Fall, or Spring, six to ten pounds to the acre. Price: 1 lb., 40c; 10 lbs., \$3.75. Not postpaid.

### RED CLOVER


60 lbs. to the bushel

The standard perennial Clover of the world. Valuable in pasture mixtures but its greatest value is as a hay plant either by itself or in connection with timothy or other grasses. Sow in Fall or Spring, ten to fifteen pounds to the acre. Price: 1 lb., 40c; 10 lbs., \$3.75. Not postpaid.

## Vetch

Price subject to change.

**HAIRY VETCHES** (*Vicia Villosa*)—There is no standard weight for a bushel, although a measured bushel will weight about 60 pounds. Several species of Vetches are grown with more or less success in the South, but only one may be planted in the fall of the year with assurance of success. Hairy or Sand Vetch is the true winter Vetch, and takes the place in winter that cow peas do in summer. It is known in some sections as winter cow peas, and is used for every purpose that cow peas are. The seed of Hairy Vetch have a hard shell, like okra, but are darker in color, round and not so large. When the plant makes its appearance above ground it resembles somewhat an English pea, only the foliage is finer and will make considerably more vine. The question of suitable soil for Vetch is less important than with most any other crop. It seems to grow successfully anywhere the cow pea thrives, on thin, sandy lands unproductive to cow peas and on lime land where cow peas do not seem to produce a good crop of seed. The preparation necessary for Hairy Vetches will depend on what is desired in the resulting crop. If sown by itself for the production of hay or fertilizing, the soil should be prepared as though you were going to sow wheat or oats. If sown with other grasses or winter grain the preparation necessary for such grasses or grains will answer for the Vetches. Generally speaking, thorough preparations will have great influence on the crop. If Vetch is sown by itself no less than thirty to forty pounds should be used in seeding an acre, but where sown with winter grain, grasses or clover, half this amount will answer. The proper time to sow is from August to November, care being taken to avoid hot, dry weather. The seed are usually broadcasted and harrowed in, but where sown with grain deeper covering may be given without serious danger. No cultivation is given. Vetch will afford bountiful winter grazing for all classes of live stock, either by itself or in connection with winter grains and clovers. It may be made into hay by cutting in the spring when the plants are in bloom, or just before the seed pods



**HAIRY VETCH**

are grown. Care should be exercised in handling the hay to prevent loss of leaves. The feed value of Vetch hay is very high, being equal, pound for pound, with wheat bran; so from this it is easy for the Southern farmer to realize its feed value. Vetch and wheat are a fine combination for the production of hay. It is largely sown also with winter turf oats, rye, barley, crimson and bur clover. It should be understood that Vetches are leguminous plants and enrich the soil where grown in the same manner as do cow peas. So it ought to be easy for farmers to realize the great economical importance in their growth. Price of seed: 1 lb., 30c; 10 lbs., \$2.75. Not postpaid. Write for prices in larger quantities.

## DWARF ESSEX RAPE

6 pounds to the acre broadcast; 2 pounds to the acre in drills.

Sow in Alabama in the fall of the year or early spring. Rape is a very gross feeder, consequently it should always be planted on extra good soil to obtain the best results, but since it is to be used exclusively for a green pasture, practically little loss of plant food will be experienced, as the stock will return practically all the plant food that has been taken up from the soil. The ground should be prepared by deep plowing, pulverized well, and the seed should be put in to about the same depth as turnips, or one inch, and where practical the ground should be rolled. Available for pasture usually in about six weeks after sowing, and when eaten down, spring up very rapidly and afford a long duration of excellent pasture. The quantity of seed to plant an acre will depend somewhat on what is desired in the pasture, but usually from five to eight pounds of seed, when broadcasted, but when it is drilled and workings are to ensue, one-half this amount will be sufficient. It is frequently planted in drills and cut for green food for all classes of live stock during the winter. All classes of stock do well on Rape, but it is especially valuable for hogs and poultry, and furnishes the greatest quantity of forage at the least cost of anything that we know of. Price, per pound, 35c; 10 lbs. \$3.00. Write for prices in larger quantities.



**DWARF ESSEX RAPE**


## Grasses

Prices subject to change without notice.

**ORCHARD GRASS** (*Dactylis Glomerata*)—A valuable perennial grass for the South, suitable either for permanent pasture or for hay. Most any soil that will grow a good crop of oats will be suited for Orchard Grass. The soil must be thoroughly prepared, made fine and smooth by harrowing. The seed should be broadcasted and harrowed in and rolled where possible. The proper time of the year to sow Orchard Grass in Alabama is either in early fall or early spring. The quantity of seed for an acre will depend largely on the quality, but no less than two bushels of good seed should be used when it is to be the sole crop. If sown with grass mixtures or other seeds much less will answer. Orchard Grass should be cut for hay when the seed heads have assumed a light straw color. On good land it should yield two to three tons to the acre. Price: 1 lb., 35c; 10 lbs., \$3.25. Not postpaid.

**RED TOP OR HERDS GRASS**—The soil best adapted for the successful growth of Red Top or Herds Grass is any soil that will grow other grasses or good crops of grain; but it is peculiarly adapted to damp situations, and makes its best growth in low, wet lands and its ability to stand any amount of overflowing has caused it to be extensively used throughout the South.

Its chief value is a pasture grass, although it is largely used in some sections for hay. The preparation of the soil for Red Top is an important item. Since the seed are so small it becomes necessary, in order to produce an even, uniform stand, to have the soil in a well pulverized condition before seed are sown. When it is to be the sole crop the ground should be broken deep and cross-harrowed to remove all lumps and rough surfaces. The




RED TOP

seed should then be sown broadcast on the freshly prepared seed bed, covered very lightly and rolled where practical. The quantity of seed to sow an acre will depend altogether on the quality of seed sown.

When the chaff seed are sown, even of fair quality, it will require at least four bushels to produce an ordinary stand, but if fancy cleaned seed are used from six to ten pounds will be ample for seeding an acre.

The proper time of the year to sow Red Top is anywhere from the first of August to the first of November, or it may be successfully sown in very early spring. The time to sow will depend, of course, on what is desired in the resulting crop. If it is intended as a winter pasture, of course it is necessary to sow in the fall of the year, but if it is intended only for hay crop, it may be advisable to sow in the very early spring. The early spring sowing would also furnish some pasture, even before the time to cut the crop for hay. These seed may be sown by themselves or mixed with other grasses. The proper time to cut it for hay is when it is in bloom and the seed stalk has begun to turn a straw color. Price: 1 lb., 45c; 10 lbs., \$3.75. Not postpaid.



ENGLISH RYE

**ENGLISH RYE GRASS** (*Lolium Perenne*)—This grass has been introduced in the South in the past few years, and has proven valuable in grass mixtures for permanent pastures. It is very quick growth, affording in connection with other grasses, not only valuable green forage, but will yield, when cut in bloom, a large quantity of hay. It has given good satisfaction in wood meadow pastures, and we can strongly recommend it for this purpose. On good land it will grow from 1½ to 2 feet high. The Perennial Rye Grass is also largely used in the South as a lawn grass. From 40 to 60 pounds of seed should be used in seeding an acre; that is, where used by itself. If sown in mixtures much less quantity will suffice. Price: 1 lb., 35c; 10 lbs., \$3.00; 100 lbs., \$25.00. Not postpaid. Write for prices in larger quantities. Prices on grass seed are not guaranteed.



## Grasses

### KENTUCKY BLUE GRASS (*Poa Pratensis*, 14 pounds to bushel)

—The most valuable pasture grass in existence in sections of the United States where conditions seem to be right for its successful growth, but south of Tennessee and Kentucky it is not always a success. The cause of this is not clearly understood, but it is usually supposed to be due to deficiency of soluble lime. It is known at least that in Alabama Blue Grass does not seem to root deep enough to enable it to withstand a long dry, hot spell in August. A great deal of Blue Grass is used in Alabama for lawns in cities where it is possible to keep it watered during the

dry periods. This grass is used also with success in grass mixtures sown for permanent pastures. Soil must be rich to grow Blue Grass, and must have been properly prepared by deep plowing and thorough pulverizations. Blue Grass should always be sown in the fall of the year or very early spring. The quantity of seed necessary is not less than thirty to forty pounds of the best quality to the acre. The seed after sowing, must be covered very lightly, and ought always to be rolled. Price: 1 lb., 45c; 10 lbs., \$4.00. Not postpaid. Write for prices in larger quantities.

## Winter Oats

Prices subject to change.

**FULGHUM OATS**—Of all the extravagant claims made for this Oat we have seen, none seem to be overdrawn. The grain of this Oat is devoid of any beard and just as heavy as the Appler. In yield it is equal to the Appler, about ten days earlier in maturity and makes decidedly more and heavier straw. It seems to be just as resistant to cold weather as Appler and matures before any rust makes its appearance. For a certainty in an Oat crop we can recommend it highly. Price: 1 bu., \$1.50; 5 bu. bag, \$7.25; 10 bu., \$12.50. Not postpaid. Write for prices in larger quantities.


**WINTER TURF OR GRAZING OATS**—This Oat will produce one of the surest winter pastures of most anything. If they are planted as early as August or September will begin to furnish grazing by Christmas, will stool out enormously, spread and mat the ground. Heavy grazing may continue to April when, if stock be taken off, will come out and make a splendid yield of Oats. The yield of grain is not near so large as Appler Oats and the grain is lighter in weight, but to feed in the sheaf will be found satisfactory. If a crop of grain is wanted we don't advise it but when winter pasture is wanted, will be found a great success. Sow two bushels to the acre, but since it spreads greatly, less quantity would prove satisfactory. Price: 1 bu., \$1.00; 5 bu., \$4.75; 10 bu., \$9.00. Not prepaid. Write for prices in larger quantities.

**TEXAS RUST PROOF**—This variety of Oat when the planting seed are grown in the State of Texas or in the South, will prove very desirable. The variety is entirely resistant to rust. Price: 1 bu., \$1.15; 5 bu., \$5.50; 10 bu., \$11.00. Not prepaid.

**WINTER BARLEY**—Winter Barley is used for every purpose that Rye is, and possesses both advantages and disadvantages in comparison to Rye. Barley will grow faster than Rye, produces more blades and is much more readily eaten by all classes of live stock.

Winter Barley may be planted in the South from middle of July until December, the earlier the better, especially where it is intended for a winter pasture. August and September sowings when well fertilized or sown on a rich situation will afford a quantity of grazing by Christmas. When Barley is sown alone and intended for grazing we recommend that two bushels be sown to the acre. The same method of planting and preparation used in sowing Oats, Wheat or Rye will answer for Barley.

The main factor for a success with Barley is the seed itself. Most of the Barley offered for seed is Northern grown, harvested generally from spring sowing. This is absolutely unfit for the Southern States. We offer only genuine Tennessee grown winter Barley from fall sowings. The seed cost more, but it never disappoints. Price: 1 bu., \$2.50; 2½ bu., \$6.00. Not prepaid. Write for price in quantity.



FULGHUM OATS

## Winter Wheat

60 pounds to the bushel; one bushel to the acre.

Prices subject to change without notice.

**ABOUT OUR SEED**—We have found that the most successful yields of wheat in this section has been from seed grown in Tennessee. We buy our seed from farmers that grow for seed purposes and you will find our seed free from smut and true to name.

**BLUE STEM OR PURPLE STRAW**—This is more largely planted in Alabama than any other sort. The head is smooth, berry small, short, almost round, and very firm, and makes a fine turnout of excellent flour. It is a rust-proof sort because, being extremely early to mature, it will always ripen before danger of rust. It will grow taller on poor soil than many other sorts and makes a splendid yield under proper conditions. Fairly good soil should yield fifteen bushels to the acre. Good soil, properly fertilized, and where the seasons are right, thirty-five to forty bushels to the acre is possible. Price: Peck, 75c; bu., \$2.50; 5 bu., \$11.25. Not prepaid.

## WINTER RYE


56 pounds to bushel, 1 bushel to acre.

Prices subject to change without notice.

**ROSEN RYE**—This variety has passed the experiment stage in the South. In the few years since introduced in this section it has proven that it surpasses any other kind in its spreading nature will afford more green pasture during the early spring. Rye is sown alone or with other grain such as Hairy Vetch, Wheat or Oats and will stand our cold weather better than any other grain for winter and spring pasture. This variety has taken the place of Abruzzi Rye in as much as it sells for 25 to 50c per bushel less and will spread and cover just as much space. Price: 1 pk., 75c; 1 bu., \$2.75. Not prepaid. Write for prices in larger quantities.

**SOUTHERN OR TENNESSEE RYE**—Few people have had the results they expected with this variety on account of not being supplied the genuine Tennessee grown. The western Rye is often substituted and unless you are familiar with the seed its almost impossible to detect the difference. Our seed are grown in Tennessee and are good re-cleaned and will always come true to name. Price: Pk., 75c; bu., \$2.75. Not prepaid. Write for prices in larger quantities. Price subject to change.

**ABRUZZI RYE**—This is a new Italian Rye introduced into the United States by the Department of Agriculture. It has now been tried for several years, has become acclimated and is pe-



BLUE STEM WHEAT

culiarly adapted to the Gulf States. The great objection to Rye all the time has been its slow growth. This is overcome in the Abruzzi Rye which grows remarkably fast, stools enormously and on ordinary land will grow five to six feet high. It grows up erect promptly and is available for grazing a month sooner than ordinary Rye. We can not recommend this Rye too strongly. Price: 1 pk., 85c; 1 bu., \$3.25. Not prepaid.

## Prices Subject to Change Without Notice

At the time this catalogue goes to press there's no market price on field seed such as Clovers, Vetches, Grasses, Rye and Oats. These prices shown in this catalogue are the best according to the present market, however they are subject to change at any time. If you will write us when you are ready to buy stating quantity we will give you the best price that good seed can be sold. Remember "There's no seed sold but someone can offer a poorer quality and sell a little cheaper." "It's poor economy to buy cheap seed."

## Our Mail Order Service

We make every effort to fill all mail orders the same day they are received, however some of our customers fail to include postage on items marked, "Not Postpaid," this not only causes unnecessary correspondence but delays your order reaching you.

Before mailing your order be sure you refer to table of parcel post rates on inside cover and include postage.


All parcels sent at owner's risk unless fee for insurance is included in remittance.

No perishable plants will be sent C. O. D.

Poisons cannot be sent by mail.



## Seed Potatoes For Fall Planting

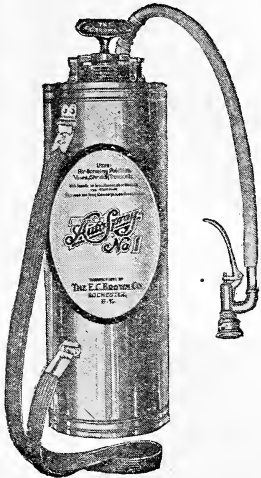


Prices subject to change without notice.

**LOOKOUT MOUNTAIN**—A native, prolific Southern Potato, especially desirable for planting in July for a fall crop. The variety will keep for a whole year without sprouting. The size is large, shape long to oblong, skin brownish white, flesh white, firm and splendid quality. We don't recommend for planting except in July for fall crop. Price: Pk., 75c; bu., \$2.75. Not prepaid.

## Sprayers and Spraying Materials

Poisons cannot be sent by mail.



### BROWN'S AUTO SPRAY

**No. 1. (Galvanized)**—The best constructed compressed air sprayer on the market, seams locked, soldered and riveted. Equipped with a 3½ gallon galvanized tank, 2 feet ½" hose, and Auto-Pop nozzle. Used for spraying trees, vines, shrubs and field crops. Price each, \$7.50, not prepaid.

### BROWN'S AUTO SPRAY

**No. 1. (Brass)**—Same as above with the exception of brass tank. We recommend this one on account of tank being brass and not effected by strong solutions causing it to corrode. Price each, \$9.00, not prepaid.

**NEW MISTY SPRAY**—A general purpose sprayer for household or general use around the garden or poultry house. Capacity one quart. Price each, 60c. Not postpaid.

**MIDGET SPRAY**—Smaller than misty, capacity one pint. Price 40c, not postpaid.

## SPRAYING MATERIAL

(Refer to spray calendar inside cover.)

**DRY LIME SULPHUR** (1 pound to 10 gallons water)—The powdered form has taken the place of the liquid on account of convenience in handling. The only preparation necessary is add water; while in the dry state holds its strength indefinitely. Price: 1 lb., 35c; 5 lbs. \$1.60. Not postpaid.

**PARIS GREEN**—The well-known deadly poison for killing all classes of leaf-eating insects. Should be used in connection with water, dust or flour to prevent too much injury of foliage. Price, ¼ lb., 30c; ½ lb., 55c; 1 lb., 85c.

**BUG DEATH**—Is a powder, not poisonous to human life, but is certain death to all classes of leaf-eating insects. Price, 1 lb., pkg., 25c; 2 lb., pkg., 50c.

**SLUG SHOT**—This is a heavy brown powder used with telling results for dusting on vegetable plants for killing leaf-eating bugs and insects. Highly recommended for destroying potato bugs. Price, 1 lb., 25c; 5 lbs., 75c.

**SULPHO-FOBACCO SOAP**—An efficient insecticide for Black and Green Aphis, mealy bug, red spider and many other insects on plants, shrubs and trees; and for lice, fleas and many other parasites on domestic animals. Price, 3 oz., pkg., 15c; 8 oz., pkg., 25c.

**WHALE OIL SOAP** (With Tobacco)—For plant lice and certain sucking insects. For oyster shell, San Jose scale. Excellent for April or May spraying when buds are breaking. One pound package, 25c.

**SULPHUR-LIME AND CALCIUM**—After three years research work by the U. S. Government they have at last found the real exterminator for the Bean Beetle. We have it ready mixed in the right proportions. Price 1 lb., 25c; 5 lbs., \$1.00. Not prepaid. Cannot be sent by mail.

**BORDEAUX MIXTURE**—Dry powdered Bordeaux Mixture is splendidly adapted for both fruit tree and truck crop work and can be used as dry or as liquid spray. ½ lb. pkg., 30c; 1 lb., pkg., 50c.

**ARSENATE OF LEAD**—This is a very finely divided, fluffy powder which can be used either for dry dusting or for wet spraying. Price ½ lb. pkg., 40c; 1 lb. pkg., 75c.

**BORDEAUX ARSENATE**—This combines the insect destroying properties of arsenate of lead and the fungus preventative qualities of Bordeaux Mixture. We recommend the use of this for tomato blight. Write for description circular. Price ½ lb., 40c; 1 lb., 75c.

## Flower Seed for Fall Planting

**ABOUT OUR SEED**—Last year we adopted the policy of filling our own packages of flower seed, in doing this we have gone direct to the best growers and gotten nothing but new crop seed. The flower seed usually sold in packages have been such a disappointment to the customer that many have gotten the idea that there were no such thing as good package seed. We have foreseen the need for good seed in ten cent packages and our seed are put up fresh every season.



HOLLYHOCK

**FOX GLOVE (Digitalis)**—A hardy biennial, useful as the background of the shrubbery border. They attain a height of 3 to 5 feet, producing long spikes of flowers; colors, lavender and rose. Fine Mixed, packet, 10c.

**HOLLYHOCK**—A hardy perennial growing about 6 feet tall, producing brilliant sprays of flowers of many colors. Sow seed in June or July in open ground and in the autumn, when the plants have made five leaves, transplant to permanent position two to three feet apart. The following summer they will bloom. All double varieties are hardy perennials. Double Mixed, packet, 10c.



PANSY

**LARKSPUR (Delphinium)**—The Larkspur with its long clustered spikes of beautiful, irregular flowers, often with long spurs, is especially valuable for its shades of blue. One of the handsomest and most useful of plants and for large gardens is invaluable. Packet, 10c.

**PANSIES**—When grown from seed should be planted in the early fall and transplanted in January and February. Giant Mixed, packet, 10c.

**PHLOX**—Hardy annual, 12 to 18 inches high, producing splendid sprays of many colored flowers. Large Flowering Mixed, Packet, 10c.

**CARNATION POPPIES**—(Double Packet, 10c.

**CALIFORNIA POPPY**—(Single) Packet, 10c.

**ORIENTAL POPPY**—(Single) Packet, 10c.

**SHIRLEY POPPY**—(Single) Packet, 10c.

**SNAPDRAGON**—One of our most showy and most useful border plants. The most recently improved varieties of this valuable genus are large, finely shaped, flowers of the most brilliant colors. They succeed in any good garden soil and are very effective in beds. Fine Mixed, packet, 10c.

**SWEET PEAS**—How to Grow: The proper time to sow Sweet Peas is from December to March; late planting as a rule is not very successful. When planted they should be covered 5 to 6 inches deep, and the trenches in which the rows are made should not be filled more than two thirds full. As the plants begin to grow in the early spring the trench may then be filled with good surface soil. Suitable supports should be provided as soon as the plants show an inclination to run. When the plants begin to bloom they should be watered each night, and all blooms picked off as fast as they appear. Sweet Peas will stand severe cold weather and when the tops are killed off will put out again from the roots.

Selected Spencers, Mixed, oz., 25c; ¼ lb., 75c; ½ lb., \$1.25; 1 lb., \$2.00.

\$1.00 COLLECT-ON—15 packages of any of these flowers seed \$1.00, postpaid.



SWEET PEAS

# Bulbs for Autumn Planting

## HIGH GRADE HYACINTHS

\*Add 15c per dozen for postage.

**ABOUT OUR BULBS**—These are not the bulbs you see advertised so often by department stores but the same sizes we plant for blooms for our Floral Department. We buy direct from Holland and French growers.


**L'INNOCENCE**—Pure white; fine spike, massive bells; each 15c; 2 for 25c; dozen \$1.25. Not postpaid.

**GERTRUDE**—Rosy Pink; large truss; a favorite for home planting. Each 15c; 2 for 25c; dozen \$1.25. Not postpaid.

**LA VICTORIA**—Bright scarlet; a grand red; each 15c; 2 for 25c; dozen, \$1.25. Postpaid.

**KING OF THE BLUES**—Rich, dark blue; tall, fine spikes, each 15c; 2 for 25c; dozen, \$1.25. Not postpaid.

**QUEEN OF THE BLUES**—Light porcelain; each 15c; 2 for 25c; dozen, \$1.25. Not postpaid.




HYACINTH

**YELLOW HAMMER**—Deep yellow, very fine, each 15c; 2 for 25c; dozen, \$1.25. Not postpaid.

**MINIATURE HYACINTHS**—White, pink, blue, red and yellow, dozen, 75c. Not postpaid.

## Narcissi or Daffodils

**EMPEROR**—Deep yellow trumpet; large, wide primrose perianth; the pedals so broad that they overlap, each 15c; 2 for 25c; dozen, \$1.25. Not postpaid.



NARCISSUS

**EMPRESS**—Perianth white; trumpet yellow with serrated edges, each, 15c; 2 for 25c; dozen, \$1.25. Not postpaid.

**KING ALFRED**—Golden yellow perianth and trumpet, strong grower and the best yellow, each, 15c; 2 for 25c; dozen, \$1.50. Not postpaid.

**SIR WATKINS**—Very large primrose perianth; yellow trumpet tinged bright orange, each, 15c; 2 for 25c; dozen \$1.50. Not postpaid.

**DOUBLE VAN SION**—Golden yellow, large and of fine form, each, 15c; 2 for 25c; dozen, \$1.50. Not postpaid.

**GOLDEN SPUR**—Grand yellow variety, extra large flowers, each, 15c; 2 for 25c; dozen, \$1.25. Not postpaid.

## Bulbs for Autumn Planting

### DARWIN TULIPS

These are beautiful tulips of a distinct type. While they do not bloom as early as the Early Flowering, they make large flowers on long spikes. Sometimes grow 3 feet tall and their many clear bright colors make beautiful beds in April and early May.

**BARTIGAN**—Firey crimson with white base. Price each, 10c; dozen, \$1.00, not postpaid.

**WILLIAM COPELAND** (Sweet Lavender)—Very beautiful, the best early forcing Darwin Tulip. Price each, 10c; dozen, \$1.00, not postpaid.

**MR. FARNCOMBES SANDERS**—A large broad-petaled, perfectly shaped Tulip. Outside surface of petals are scarlet with a rosy bloom. Inside face a vivid cerise scarlet with white center, marked with blue. Price each, 10c, dozen; \$1.00, not postpaid.

**EDMEE**—Vivid cherry rose with lighter border. Price each, 10c; dozen, \$1.00, not postpaid.

**EUROPE** (Salmon King)—Glowing salmon scarlet; medium size flower on strong stem. Fine for border and splendid for pot culture. Price each, 10c; dozen, \$1.00, not postpaid.

**MADAM KRELAGE**—Bright lilac-rose, margined with pale silvery-rose; inside a soft rose pink. A very large blossom. Price each, 10c; dozen, \$1.00, not postpaid.

**INGLESCOMBE YELLOW**—A large flower, canary yellow, cup shaped; very fine for borders and cutting. Price each, 10c; dozen, \$1.00, not postpaid.

**LAGANDEUR** (White Queen)—Almost pure white, medium size, fine for bedding. Price each, 10c; dozen, \$1.00, not postpaid.

**HARRIS' MIXED TULIPS**—A fine mixture of all colors Darwin Tulips. Price each, 10c; dozen, \$1.00, not postpaid.



FREESIA

**PAPER WHITE**—The most popular for homes, will grow in rocks and water and bloom 6 to 8 weeks. Start in cool closet or cellar and bring to light in about 2 weeks, each, 10c; 3 for 25c; dozen, \$1.00. Not postpaid.

**CHINESE NARCISSI OR SACRED LILY**—Flowers white, yellow cups, in bunches of five to six on each stem. Price each, 20c; 2 for 35c; dozen, \$1.50. Not postpaid.

**GRAND SOLIEL D'OR**—Yellow with orange cup; only yellow that will bloom in bowls of rocks and water, each, 15c; 2 for 25c; dozen, \$1.50. Not postpaid.



CROCUS

### Roman Hyacinths, Crocus, Freesias

**ROMAN HYACINTHS**—White, pink, blue red, yellow; each, 10c; 3 for 25c; dozen, 75c. Not postpaid.

**CROCUS**—Blue, white, striped and yellow. Price dozen, 35c. Not postpaid.

**FREESIAS**—White, dozen 25c. Not postpaid.

# Harris' Winter Lawn Mixture

One Pound to 250 Square Feet



## About Our Seed:

Like all merchandise the quality of seed governs the price, buy cheap lawn mixtures and you are paying for about one-half the amount of good seed and the balance cheap filler to bring up the weight.

Every pound of seed we put in the famous Harris Winter Lawn Mixture is of the highest per cent of purity and germination. We buy seed direct from the growing districts and mixture is made right here in our store. This is the 9th season we have put this mixture on the market and each year our sales have more than doubled.

## How to Plant:

From September until December this mixture can be planted right over your bermuda sod. First cut the bermuda close and harrow with rake, sow mixture right over sod, cover with light dressing of sheep manure, or leaf mould. For new lawns have soil pulverized and fertilizer mixed well, sow lawn mixture in and have either rolled or packed.

Price: 1 lb., 35c; 10 lbs., \$3.00; 25 lbs., \$7.25; 100 lbs., \$27.50 not prepaid.

# **BULBS**

(See Pages 15 and 16)



**DARWIN TULIPS**