

Historic, archived document

Do not assume content reflects current scientific knowledge, policies, or practices.

62,43


1923

NORTHROP, KING & Co's SEEDS

Annual Catalogue



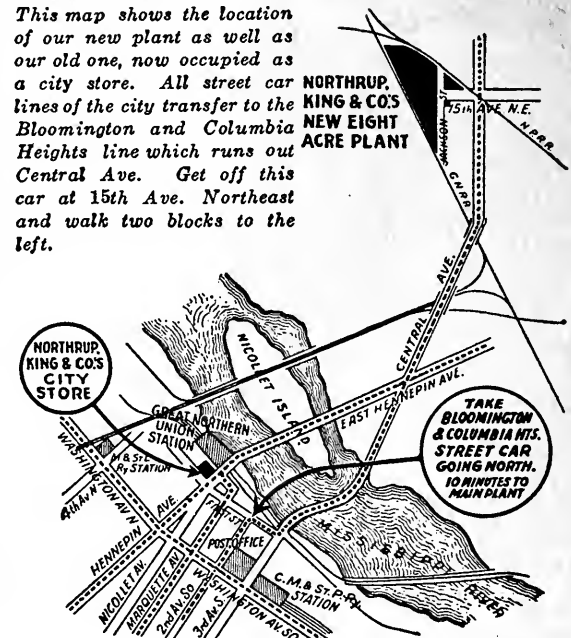
MINNEAPOLIS, MINN.



Our Modern Facilities Enable Us to Select, Clean and Store Larger Stocks of High Quality Seeds and Distribute Them More Efficiently

THE illustration above gives an accurate view of our buildings. The building at the left is devoted exclusively to northern grown Onion Sets. The building to the right of it is used for the storage of Seed Corn. We take considerable pride in our successful efforts of propagation and introduction of varieties which mature as far north as Northern Minnesota. The large building is 420 feet long, strictly fireproof. Half of the second floor is devoted to the general offices of the firm. The rest of the building is utilized for testing, cleaning, storing and distributing seeds and the manufacture of Poultry Feeds. The six concrete storage tanks are divided into 36 compartments with a total capacity of 162,000 bushels. Seed is carried to and from these storage tanks by power conveyors. In the building at the extreme right is located the wood working shop in which over 20,000 of our Sterling Seed Cases are cleaned, rebuilt and refinished each year. Many new ones are also built. A part of the building is devoted to seed storage. All the buildings are connected by subways and electric trucks quickly distribute lots of seed for storage or take them to the shipping room. From there they are loaded on cars or on trucks for delivery to railway stations. Nine acres of floor space are utilized in this plant for the most modern handling of seeds.

This map shows the location of our new plant as well as our old one, now occupied as a city store. All street car lines of the city transfer to the Bloomington and Columbia Heights line which runs out Central Ave. Get off this car at 15th Ave. Northeast and walk two blocks to the left.



You Are Invited to Inspect This Plant.

Contrary to a quite general practice among seedsmen, we are pleased to show our friends and patrons every department of our plant. Here you will find many features of great interest—the testing laboratory with its delicate instruments, germinators, etc.; the big cleaning mills; the packet filling machines which accurately measure the seed, fill the packets, seal and count them at the rate of 400,000 per day; the belt conveyors and car unloading machinery; the automatic scales which assure accurate weight. After seeing these features and the general equipment of our plant you will understand why our brands of seeds have been so popular with planters.

Features of Special Interest To Be Found in This Catalogue.

Not content with making this catalogue a mere price list, we have tried to include as many cultural notes and helpful suggestions as possible, so it will be a complete book of reference for farmers and gardeners.

Every farmer will enjoy what is said about "Alfalfa," "Sterling Silo Corn," "Sudan Grass," "Marquis Wheat," "Soy Beans," etc. The Market Gardeners will be interested in "Golden Bantam Corn," "Northern Grown Onion Sets," "Peas" and "Beans" as well as "Minnesota Red, Yellow and White Globe Onions."

Flower lovers will find the many cultural directions helpful, particularly those for Perennial Seeds, and Phlox.

Everyone who raises food in a garden or on a farm this year will find throughout this book suggestions that will help him get the most out of his efforts. Improved methods of gardening and farming coupled with the use of reliable seeds can help materially toward increasing the food

supply. Poultrymen may obtain valuable information regarding the raising of chicks, the feeding and care of hens, from the poultry pages.

For these reasons we hope our customers will not discard this catalogue after making out their orders, but will preserve it for reference during the growing season or for the guidance and information of their friends.

Arrangement of Departments in this Catalogue

Vegetable Seeds. Arranged in alphabetical order. Pages 1 to 39.
Lawn Grass. Pages 40 and 41.
Flower Seeds. Pages 42 to 68.
Grass and Field Seeds, Grains and Forage Crops. Pages 69 to 92.
Fertilizers Page 93. Feeds. Pages 94, 95, 96.
Complete Index on inside back cover.

Northrup, King & Co.'s Seeds Are Bred for Hardiness, Productiveness and Quality. Scientifically Cleaned and Tested for Purity and Germination.

You cannot obtain better seeds for sowing under Northwestern climatic and soil conditions than those sold under our three reliable brands. The best seed obtainable costs very little more per acre than ordinary seed, but it means cleaner land, surer crops, better quality, and bigger yields

in bushels and tons. All these advantages require no added expenditure in land, labor or machinery. Seeds sold under our three brands are backed by our reputation and experience. They have been producing money making crops for 37 years.

Sold by Nearly 20,000 Merchants in the Northwest.

To make it easy for users to obtain our seeds we have placed them on sale in nearly twenty thousand dealers' stores in the Northwest. Vegetable and Flower seeds may be purchased in packets from our Sterling Seed Case or if requirements are larger than the average home garden, bulk seeds may be obtained in any quantity. Grass and Field Seeds are sold in any quantity—a pound or a carload. If your requirements are

heavy we suggest you place your order as early as possible so your dealer may obtain a special shipment from our plant. While our stocks are large, the spring demands are heavy and frequently the popular varieties are exhausted before all orders have been filled.

If you cannot obtain our seeds from local dealers, write us and we shall immediately see that your requirements are satisfactorily filled.

For Index of This Catalogue See Inside Back Cover

NORTHROP, KING & CO., SEEDSMEN, MINNEAPOLIS, MINNESOTA.



Artichoke Roots.

ARTICHOKE

5. Green Globe.

The seed may be sown indoors and plants potted same as the Tomato and set out in the garden on approach of warm weather; or the seed can be sown in hills outside, and thinned out to one plant in a hill. Plants should be set in rows three feet apart and two to three feet apart in the row. Grown for the unripe flower heads, which are highly esteemed by epicures.

Artichoke Roots.

Extremely valuable food for hogs. Every hog raiser should plant them. After one acre is planted their value will be so appreciated that larger areas will be devoted to them. They are not only very healthful, but as a fattening agent are excellent. They yield very heavily, 300 to 350 bushels to the acre being realized on good soil. It is not necessary to dig them for, if given an opportunity, the hogs will help themselves.

Not only are they valuable for hogs, but are an excellent food for cattle, sheep and horses. Fed to milch cows, they are almost equal to bran for the production of milk because of their succulency.

Artichokes need planting but once and little or no culture after the first year. Cut as potatoes, only smaller; plant in rows three and one-half feet apart. Plow deep, plant shallow, say two inches. The second year, break up the ground as for corn; they will come up thickly all over the surface. Run through each way with a cultivator when a few inches high.

Those wishing to purchase should place orders very early, to be shipped as soon as favorable weather arrives. 150 lbs., sufficient for one acre.

ASPARAGUS SEED

Culture. To start the Asparagus bed from seed, sow 1 oz. to 50 feet of row in early Spring, and transplant to permanent bed the next year as outlined under the heading "Asparagus Roots."

One pound of seed will produce about 3000 sprouts, and should be sown in a light, rich, sandy soil in rows about 15 inches apart and 1½ inches deep; sow thinly enough so the plants will not stand closer than 1½ or 2 inches and these should be thinned by hand afterwards, to about three inches apart, care being taken to leave the strongest and most thrifty shoots.

Careful weeding and hoeing are required throughout the growing season. Watering between the rows with liquid manure is of great assistance to the young plants.

10. Bonvallet's Giant.

The quickest yielding, (a year ahead of seed of other sorts) heaviest producing, finest quality and most disease-resisting of any variety; in color, white with purple tip. Market gardeners are discarding other well known sorts in favor of this variety.

15. Columbian Mammoth White.

Gives immense yield of clear white roots. A most distinct and valuable variety. The shoots remain white, without earthing or artificial blanching, as long as fit for use.

20. Conover's Colossal.

A standard sort, color deep green, quality first-class, spreads less than other sorts. Yields from 15 to 30 sprouts from a single plant.

21. Washington Rust Resistant.

A new variety, the result of plant breeding selection by the U.S. Department of Agriculture. Rust Resistant and vigorous.

22. French Giant Argenteuil.

A splendid, vigorous variety that grows very large, the stalks sometimes weighing four ounces each. This is a very prolific variety and forms the greater part of the fine bundles admired in the Paris markets.

25. Palmetto.

Mammoth in size, light green, regular in growth and appearance. Usually ready for market before other varieties.

ASPARAGUS ROOTS

Culture. The easiest way to obtain an Asparagus bed, is to set out roots. It takes 3 years to secure one from seed, but with our large, strong roots a bearing bed is obtainable in 2 years.

Asparagus Roots thrive best in soil exceptionally rich and mellow and supplied with a liberal amount of humus. A simple way to start the Asparagus bed is to plow furrows 7 inches deep and 3 to 4 feet apart, according to the richness of the soil, then set the plants, which should be at least one year old, (two-year-old are better) in the trench, allowing 12 to 18 inches between them; spread the roots out well and cover with two inches of soil. After cultivation, gradually fill up the trench, eventually burying the crowns of the plants to a depth of 6 inches.


Cultivate shallow and frequently the first season and as soon as the stalks are dead in the Fall, remove them and cultivate the entire surface of the bed to a depth of 4 inches, then very early in the Spring to a depth of 3 inches and again the latter part of June, working into the soil at this time a liberal supply of decomposed stable manure.

Barr's Mammoth. Large, green stalks.
Bonvallet's Giant. White, fine quality.
Columbian Mammoth White.
Conover's Colossal. Standard green.
French Giant Argenteuil. Superb flavor.
Palmetto. Mammoth light green.
Washington Rust Resistant.

Order these roots from your dealer. Send to us direct if he will not supply them.

It is best to send Asparagus Roots by express by which method they will arrive in first class condition. We offer large, strong roots, which produce satisfactory results.

Roots are put up in bunches of 50 each.



Asparagus.

See Supplement for Prices on all Vegetables

BEANS

Prices for Beans in all quantities are listed in Supplement. If interested in large lots ask for special quotation.

Culture. Do not plant them until the ground becomes dry and warm.

Bush Beans may be planted about 2 inches deep in drills from 24 to 30 inches apart according to variety and soil, placing the seed 3 inches apart or 4 seeds in hills 24 inches apart each way; 2 lbs. per 100 foot drill.


Cultivation should be frequent until the plants begin to bloom, but only when the foliage is dry, for if disturbed when wet the vines will rust.

DWARF WAX VARIETIES

- 30. Currie's Rust Proof Black Wax.** A very early, beautiful wax Bean, bearing an abundance of crisp, tender, stringless pods, free from rust. It is of excellent quality, delicious flavor. Seed kidney-shaped.
- 35. Davis Kidney Wax.** The most hardy and productive wax Bean. The pods are long, white, straight, crisp and tender. The vine is rustless and very vigorous, bearing the pods in clusters. Seed kidney-shaped and white. For canning this is unexcelled on account of the purity of the pod and Bean.
- 40. Improved Prolific Black Wax.** Vines medium sized, vigorous and hardy. Pods medium length, curved, cylindrical, fleshy, of a clear yellowish white. Remain for some time in condition for use. Seed small, black.
- 42. Round Pod Kidney Wax.** Pods are long, round and stringless. An early, prolific and vigorous variety.
- 44. Pencil Pod Black Wax.** Pods are long, pencil-like; very tender and brittle. In color they are rich, dark yellow.
- 45. Improved Golden Wax.** The plants are hardy and bear an abundance of straight, broad, flat pods. Resist rust to a marked degree. Seed white, with brown or black markings near the eye.
- 55. Wardwell's Kidney Wax.** The strong vines yield abundantly, long, nearly straight, broad, creamy white pods. They are of fine quality and a fine variety for the market gardener. Matures a little later than the Golden Wax. Seed large, kidney-shaped, white with dark markings about the eye.
- 57. Refugee Wax.** A superior Bean for home use. Pods long, round and yellow; are thick meated, perfectly stringless; of excellent flavor.
- 58. Webber Wax.** A flat podded, stringless variety of very good quality. Pods average 6 inches long, broad, and uniformly curved. A very vigorous and prolific sort. Pod, bright yellow; seed yellow, kidney shaped.



Improved Golden Wax Beans.



Currie's Rust Proof Black Wax Beans.

DWARF OR SNAP, GREEN POD VARIETIES

- 60. Bountiful.** The plant is very handsome and of sturdy growth, being practically immune to rust and mildew. It is very hardy, early and prolific and continues in bearing for several weeks. The pods are of immense size, rich green, thick, broad, extra long, solid, meaty, rich, tender and entirely free from string.
- 65. Black Valentine.** Pods are long, round and straight, very attractive in appearance and of good quality.
- 68. Dwarf Horticultural, or Bush Cranberry.** Very productive and compact in growth. Pods medium length, broad, thick, curved and splashed with red. Very desirable as a green shelled Bean, maturing early. Seed, large, oval, plump, splashed with bright red.
- 70. Extra Early Red Valentine.** (Round Pod.) Pods are usually ready to pick in about forty-three days from germination. Vine erect; pods, medium length, curved, cylindrical, with crease in back, very fleshy, crisp and tender; seed long, of medium size.
- 72. Longfellow.** A remarkably early variety, producing long, round, green pods, solid, fleshy, and exceedingly tender. The pods are very brittle and have no strings when broken, unless the pods are quite old. These Beans are extra early, the pods are ready to pick four days in advance of most other green podded bush Beans.
- 75. Long Yellow Six Weeks.** Early, productive and of excellent quality; pods often eight inches long; a popular variety.
- 80. Refugee.** Late or 1000 to 1. Vine large, spreading, exceedingly hardy, very late, and for this reason used for late planting and for pickles. The pods are long, cylindrical, green and of good quality.
- 85. Stringless Green Pod.** The finest green pod, stringless Bean. The earliest and hardest of all green-podded sorts and produces large, handsome pods, some of which measure fully six inches in length. The plants are very productive, bearing profusely the beautiful green pods, which are perfectly round, straight, broad, tender, brittle, finest flavor, very fleshy and entirely stringless.
- 87. Improved Goddard or Boston Favorite.** A long flat-podded variety, used as a Snap Bean when young and as a Shell Bean when fully developed, being beautifully striped and splashed with bright crimson.
- 88. Giant Stringless Green Pod.** An excellent variety to follow Stringless Green Pod. The plants are of strong growth; pods meaty; brittle and stringless. Plant every two weeks until August 15th for succession.
- 89. Tennessee Green Pod.** Popular in the south. Vigorous, hardy and productive. Pods large, 6 to 7 inches long, flat, dark green and exceptionally fine flavor.

BEANS

Culture. Plant all varieties of Beans after danger of frost is past. Pole Beans require fertile soil. Plant six seeds 2 inches deep in hills around poles 8 feet high, set firmly in the ground.

The poles should be set about 3 feet apart each way and the seeds placed in the ground in a circle about 6 inches from the base of the pole. Cultivation same as for Bush Beans.

POLE OR RUNNING VARIETIES.

100. Kentucky Wonder. (Old Homestead.) This climbing variety is very vigorous and productive and bears its pods in large clusters. The pods are green, very long, often being nine or ten inches, nearly round, stringless and very crisp when young, and so fleshy that they are greater in width than breadth. The seed is long, oval, dun-colored. This is one of the very best early Pole Snap Beans for the home garden or market. The supply of seed is limited and purchases should be made early.

102. Golden Pod Kentucky Wax. This vigorous wax podded Pole Bean is very similar to the green podded Kentucky Wonder but the pods are a little broader. They are fleshy and stringless as snaps and are of excellent quality. The pods are very long, handsome light yellow. Its earliness and hardness commend it for northern latitudes.

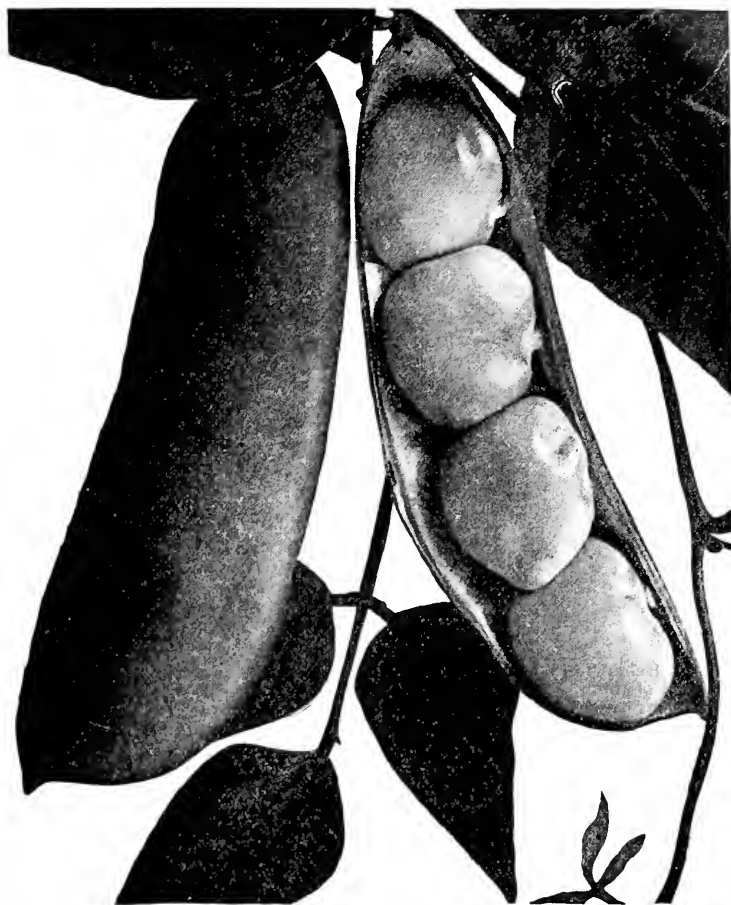
90. Big Profit Pole Bean.

The Big Profit Bean is fully two weeks earlier than any Pole Lima.

The Beans are large, thick and luscious, and are borne four or five in a pod. The vines are strong and thrifty, cling tightly to poles and bear abundantly, the pods hanging in bunches or clusters. No Lima Bean can surpass the Big Profit in quality; it has the same rich, buttery flavor, always desired but seldom found. Gardeners will make no mistake in testing this new, extra early Bean.



Kentucky Wonder Pole Beans.



Burpee's Bush Lima Beans.

95. Golden Cluster Wax.

The vines are large, vigorous, and hardy; pods six to eight inches long, borne in clusters; color, yellow to white; broad, thick, fleshy and of the very best quality. Seed, oval, dull white in color.

98. Horticultural Pole, or Speckled Cranberry. Vines vigorous with large, light colored leaves. Pods short, broad, green, streaked with bright red. Beans are large, round, splashed and spotted with red. Of very fine quality, either as a green Shelled Bean or dry. The best late Shell Bean for both home and market.

105. King of the Garden Lima. The vines are very vigorous and prolific. Pods are of large size, filled with four or five large Beans of very fine quality. The Beans are easily shelled and of handsome appearance. A favorite with market gardeners.

107. Sieva. A very quick growing variety, maturing early and continues bearing throughout the season. An excellent "Butter Bean" and well worth growing in the North. Also a good winter shell Bean.

110. Large White Lima. Vine tall, growing vigorous but slender; leaves medium sized, smooth, light green; pods borne in clusters; are long, broad, very thin, dark green; seed large, flat, greenish-white.

115. Lazy Wife. So named on account of the large number of pods it affords, making it easy to obtain a supply. One of the best varieties for snaps of the late green-podded Pole Beans. The pods grow in large clusters, are five to seven inches long, broad, thick, fleshy, and entirely stringless. They have a rich, buttery flavor. The dry Beans, which are white, are fine for Winter use.

118. Asparagus or Yard Long. A very interesting variety. The round pods average two feet or more and have the thickness of a lead pencil. The long slender pods are of excellent quality for snapshorts.

120. Scarlet Runner. Ornamental and useful. The vine is graceful; flowers are of a brilliant scarlet, and the Beans are of an excellent quality, either when shelled or in a dry state.

122. White Dutch Runner. Identical with Scarlet Runner Bean except in color of blossom, which is white. Very rapid in growth.

125. White Creaseback. A fine, early, green-podded, Pole Bean of rapid growth and very productive. The pods grow in clusters and are from five to six inches in length, perfectly round and deeply creased. They are very fleshy, stringless and of the best quality. The Beans are white and are excellent shelled.

DWARF OR BUSH LIMA VARIETIES.

No garden is complete without Dwarf Limas. Lima Beans weigh 56 lbs. per bushel.

130. Burpee's. The bushes are 18 to 20 inches high, of stout, erect growth, branch freely, forming large circular plants from two to three feet in diameter, very prolific, bearing large, beautiful pods well filled with large Beans of the same size and delicious flavor as the pole variety.

135. Burpee's Improved. This variety differs from the best strains of Burpee's in having much larger pods, while producing more Beans. Pods and Beans are not only larger in size but thicker. Growth vigorous; pods frequently borne in clusters of five to eight.

140. Henderson's or Sieva. Grows erect to a height of 18 to 20 inches and requires no support. Very early and productive. The Beans have the true Lima flavor, rich, buttery and tender. These are two weeks earlier than most Pole Limas.

145. Fordhook Bush Lima. An excellent type of Bush Lima, distinct, vigorous, upright growth. The green Beans are tender, juicy, and sweet in flavor when cooked. Pods are borne in clusters well above the ground and contain four or five beans.


Prices on Beans are prepaid only on packets and quarter pound lots.

FIELD BEANS

150. Improved Tree Bean.

A Wonderful, Productive, White Field Bean.

This bean has made a wonderful record everywhere and those who have grown it admit that it is the most profitable variety to grow for shelled beans as a market crop. It will produce more beans from the amount of ground planted and the quantity used for seed than any other variety of white bean. It should be planted in rows 28 to 30 inches apart and from 10 to 15 inches apart in the row, according to the richness of the soil, only one bean in a hill. The plants grow strong and erect about 2 feet high, branching freely, producing great quantities of pods that are well filled with nearly round, medium sized, pure white beans of best quality. The plants grow up right and bear the pods well up from the ground, thus keeping them away from the soil and making them more easily gathered. They ripen very evenly in from 78 to 90 days after planting according to the season, permitting harvesting all at one time, which is very important in bean raising. It is not a garden variety, but belongs to the class of field Beans, the seed of which resembles the well known "Navy" Bean. On account of its snowy whiteness and its uniformly small size, the Improved Tree Bean commands the highest price in all markets. Our seed is carefully selected and is pure stock, which is seldom found in Navy Beans. Mixed stock always sells at from 25 to 50 per cent less than straight stock. A few cents extra expended on the seed means many dollars in the crop.



For Baked Beans of fine flavor, no variety excels the Improved Tree Bean.

SEVEN POINTS of MERIT of the IMPROVED TREE BEAN.

Productiveness, Whiteness, Small Size, Uniformity, Salability, Upright Growth, Fine Quality.

155. Brown or Swedish. There is a large call for these Beans and although we have given them small space, have sold large quantities. It is a fine field variety and the demand is usually good and the price, high. The Beans are brown in color, medium size and excellent for cooking.

160. Choice Navy. Our stock of this well known variety has been carefully selected and cleaned and will be found far superior to Beans commonly offered as "Navy Stock."

162. White Tepary Bean. A white shell Bean more prolific than the Navy. This is a native of the arid Southwest and is well adapted to a dry climate; it is quick maturing and will endure drought better than other varieties. It cooks tender and the flavor is delicious. Tepary Beans are immune to common Bean diseases. Plant 12 lbs. per acre.

165. Red Kidney. A very fine variety for baking. The favorite Bean for Chili-con-carne.

170. Boston Yellow Eye. Almost every one who has lived in New England knows the Boston Yellow Eye Bean. While much larger quantities of white Beans of the Navy type are used than of all other varieties combined, those who know about the Boston Yellow Eye prefer them to any other Bean for cooking, as they possess a richness and flavor known to no other variety. As a shell Bean they have no superior, and for cooking in a dry state, no equal. Any surplus one may grow above requirements may be easily sold at from \$1 to \$2 a bushel above the price of any white Beans, when their superior quality is known. We strongly recommend the planting of the Boston Yellow Eye. Once used, they are always wanted.

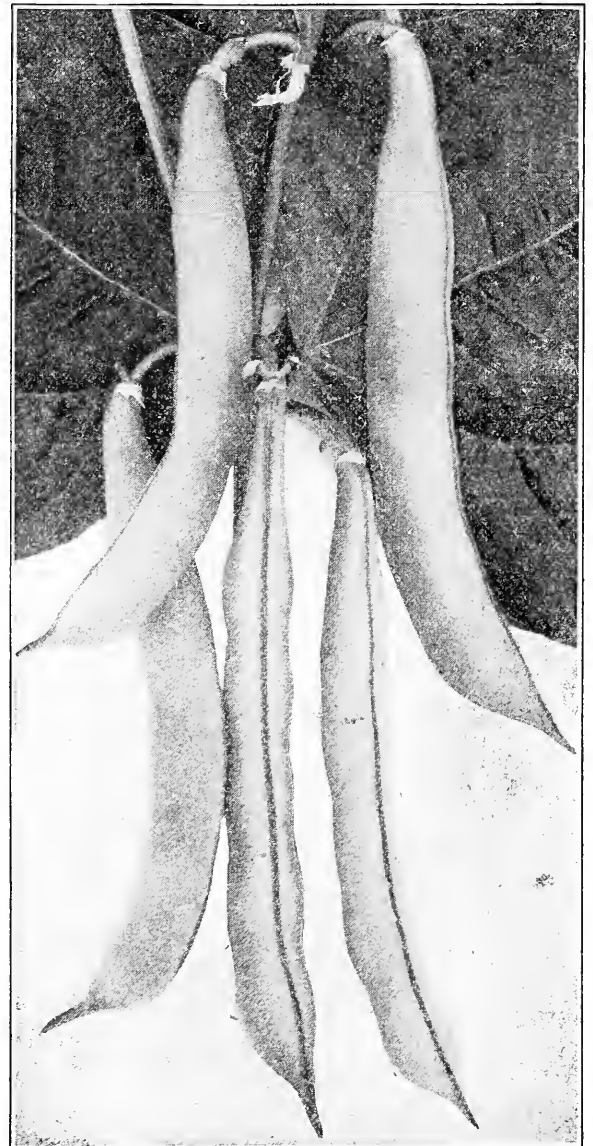
Cultivation. Next in importance to pure seed is the selection of the soil in which they are to grow. It is true that Beans thrive on most all soils but better results are gained by the liberal use of fertilizer or planting in light, rich, well drained loam. Beans are extremely sensitive to frost and moisture. It is useless to plant them before all danger of frost is past and the ground is warm. Sow the seed in drills 30 inches apart and four to eight inches apart in the row. They should be frequently cultivated up to the time of blossoming, but this should never be done when the ground or plants are wet with rain or dew, as it will be sure to injure them. If disturbed while in bloom, it will prevent their setting well. Plant 30 to 35 lbs. per acre, with grain drill.

Marketing. After the Beans are harvested and threshed, run them through a fanning mill to take out all the broken Beans, pods and stems. Hand picking will add considerably to their value, taking out all dark or discolored Beans. If a canning factory be near, they will gladly pay a premium for clean, uniform seed. It is frequently desirable to ship the Beans to a reliable commission house in the larger cities, or if that is not convenient, the country merchant will be willing to handle them for you.

The raising of Beans will reward the grower on account of the price to be realized.

Order Early. It will be a great convenience, both to our customers and to ourselves if seed orders are sent us early. We aim to fill orders the same day received, but during the rush season this is not always possible. Early orders, also, are filled from the choice of our stocks—thus the double advantage of ordering as soon after receipt of this catalogue as possible.

Ask for prices on Beans in quantity when you are ready to buy.



Stringless Green Pod Beans. See page 2.

BEET

Culture. Sow seed one inch deep in rows 15 to 24 inches apart in fertile, well pulverized soil, using 5 to 6 lbs. seed per acre. An ounce will sow 50 feet of drill. Cultivation should begin almost before the Beets are up and continue until the plants shade the ground. When a few inches high, thin to six or eight inches apart in the row.



175. Northrup, King & Co.'s Sterling. ^{In this}

Beet we offer our customers a decided novelty. It is as early as Eclipse, perfectly globe-shaped, with a single tap root, and of the richest color of any of the Beets. It is a splendid keeper, is not excelled in yielding qualities by any other sort, is exceedingly tender, fine and sweet and is unequaled for table use.

Market gardeners will find our Sterling a very profitable variety to grow, as no other sort approaches it in attractiveness. Exposed on the market by the side of other Beets, it at once catches the eye of the customer and completely dwarfs in appearance all other sorts.



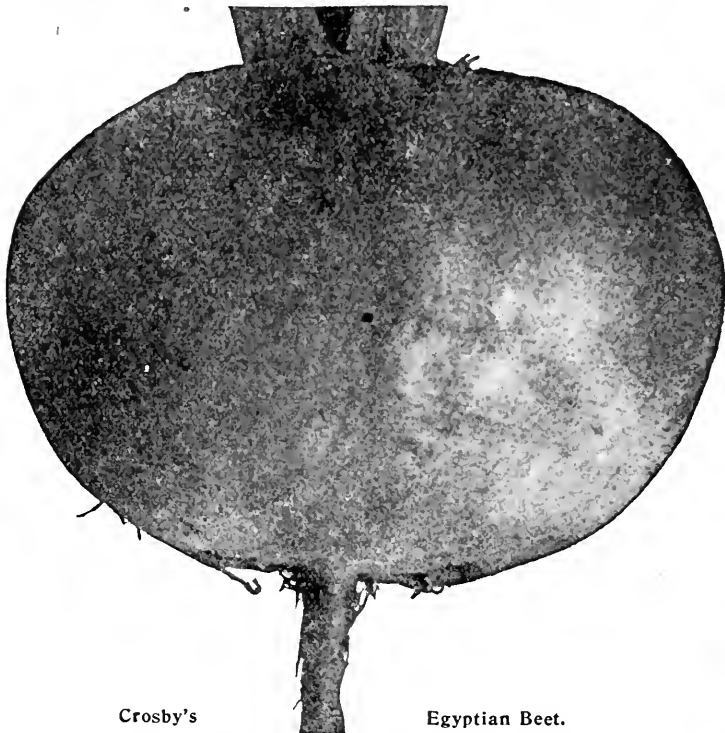
180. Northrup, King & Co.'s Market Gardener's.

This variety is one of the best and the ideal Beet for market gardeners and the home garden. It is very symmetrical, with small tap root and but few fibrous roots; color outside is deep blood red; inside, layers of blood red and light red alternately. When cooked they are a beautiful dark red throughout, fine grained and unsurpassed in quality. It continues to grow until late in the Fall, attaining a large size and making a good selling and eating Beet for Winter. One sowing only is necessary to produce early Beets for market and main crop for winter use.

185. Crimson Globe. A very handsome variety of medium size, nearly globe-shaped, free from rootlets, leaving the surface smooth. The flesh is a rich, blood red, of the best quality, sweet and tender, never stringy.

190. Crosby's Egyptian. An improvement on Extra Early Egyptian, being as early, but of more desirable shape, color and quality. It is very sweet and tender; a most valuable sort for early market as it is ready before any other Beet of equal quality.

195. Detroit Dark Red. Roots globular; smooth with small tops; skin blood red; flesh dark red, zoned with a lighter shade; tender and sweet. This is a splendid variety for canning. The tops are upright in growth; the leaves are dark green shaded with red. See illustration on page 6.



Crosby's

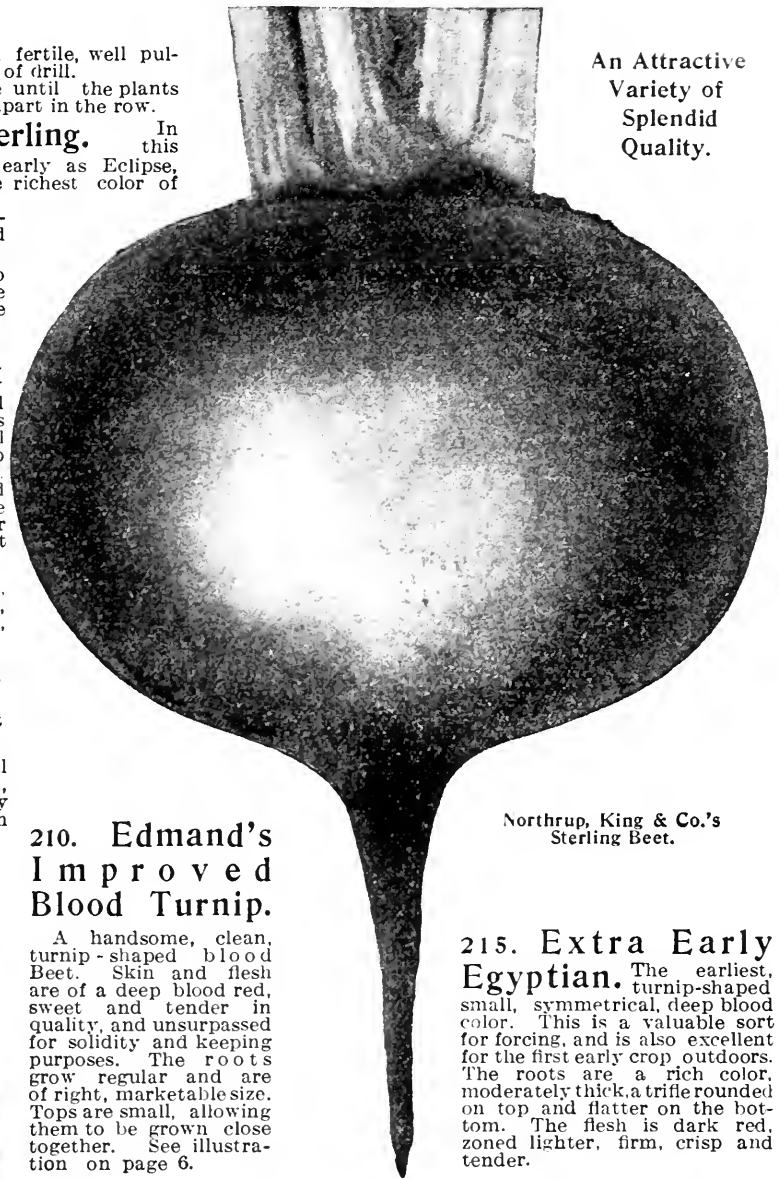
Egyptian Beet.

200. Early Blood Turnip. Roots turnip-shaped, deep crimson, tender and sweet. This is an excellent market and home garden sort for Summer and Autumn use, a very good cropper.

202. Early Model. A splendid variety for table use. It is medium early in maturity, being ready a few days before Crimson Globe. The roots of Early Model are of nice size and grow uniformly perfect, nearly globe-shaped with a slim, smooth tap-root. Leaves are small, colored dark crimson. The color and quality are excellent, flesh being tender, sweet, rich deep crimson and fine flavor. Makes a splendid selling Beet on account of its fine appearance.

205. Eclipse. Makes rapid growth, top small, quality fine, larger than Egyptian, but not as deep a red in color. This is an especially desirable sort for the home garden and bunching. The roots are smooth and round with a small tap root and collar. The flesh is very sweet, crisp and tender, especially when young.

Fertilizers. For Beets of quality you must have a mellow, fertile soil. Use our Sterling Fertilizer to supply the necessary plant foods for this crop. See page 93 for description.



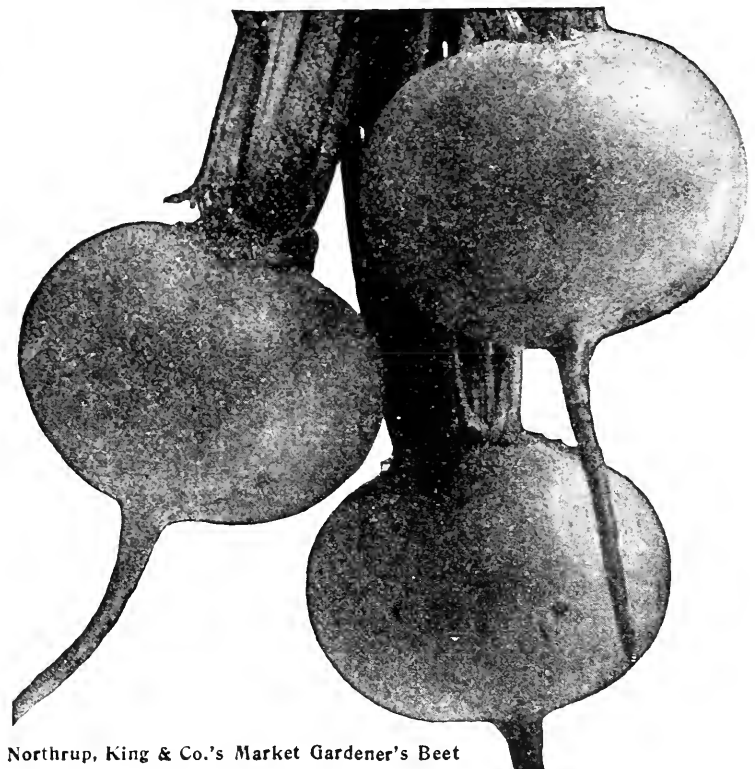
An Attractive Variety of Splendid Quality.

Northrup, King & Co.'s Sterling Beet.

210. Edmand's Improved Blood Turnip.

A handsome, clean, turnip-shaped blood Beet. Skin and flesh are of a deep blood red, sweet and tender in quality, and unsurpassed for solidity and keeping purposes. The roots grow regular and are of right, marketable size. Tops are small, allowing them to be grown close together. See illustration on page 6.

215. Extra Early Egyptian. The earliest, turnip-shaped small, symmetrical, deep blood color. This is a valuable sort for forcing, and is also excellent for the first early crop outdoors. The roots are a rich color, moderately thick, a trifle rounded on top and flatter on the bottom. The flesh is dark red, zoned lighter, firm, crisp and tender.



Northrup, King & Co.'s Market Gardener's Beet

BEET


225. Half Long Blood. This is rapidly becoming a very popular sort and will probably produce more bushels from a given area than any other sort, as it does not occupy so much space in the row as the turnip-shaped varieties.

230. Improved Long Blood. One of the best and most popular table Beets, especially for autumn and winter use. Our seed has been grown from selected roots, and we can recommend it as a superior stock.

235. Swiss Chard or Spinach Beet. This variety does not produce an edible root like the regular garden Beet, but is highly esteemed for the broad, white leaf stalks and midribs which are cooked and served in the same manner as asparagus, making a most delicious vegetable. The leaves are also cooked like spinach and considered equally palatable. Two distinct dishes may thus be grown from one plant at the same time.



Edmand's Improved Turnip Beet. See page 5.



Detroit Dark See page 5.

Red Beets.

BROCCOLI

238. Giant Lucullus Swiss Chard.

The largest and best variety of Swiss Chard. Seed sown early in the Spring will produce plants quickly from which the thick light-colored midribs of the leaves may be cut down to the ground. New growth will quickly succeed it which may in turn be gathered. If the plants are allowed to grow on, an abundance of large curly leaves may be obtained, which make most excellent greens. No garden is complete without Swiss Chard, and the grower will be amply rewarded by giving it at least a small space. It is also splendid for poultry as a green feed or pasture. The birds like it and it grows up quickly.

245. Snow White. Culture same as for late cauliflower. Forms heads very much like a cauliflower, but is much hardier, and gives excellent results in cool localities. It is not so valuable as the cauliflower in warm or dry climates, nor of such good quality.



BRUSSELS SPROUTS

Brussels Sprouts are highly valued in all European countries, but are not generally appreciated here. Thousands and thousands of native born Americans have never tried them and do not know what palatable and nutritious vegetables they are. They should be in every garden.

Culture same as for early or late cabbage, depending on whether an early or late crop is desired, with the exception that the seed should be sown a few days earlier and when the plants are planted out they should be set 15 in. apart in rows 2 ft. apart. 1 oz. will sow 200 ft. of drill.

240. Improved Dwarf. The stem, which usually grows from 20 inches to 2 feet in height, is covered with "miniature cabbages" which may be boiled like cabbage or cooked in cream like cauliflower. They are by all means the most delicious and delicately flavored of the cabbage family. On this variety the heads grow very closely and their quality is the finest.

242. Dalkeith or Perfection. Plants are of dwarf growth and stems are thickly set with large, solid sprouts. This variety is very hardy and even during quite severe weather, the plants maintain their sprouts; in fact the flavor and quality is much improved by frost.

All seeds and other items listed in this catalogue may be secured from the best merchants in nearly all towns throughout the Northwest.

Notice. All vegetable and flower seeds sent prepaid except where noted.



Swiss Chard.

SUGAR BEETS

For Sugar Making.

Sugar Beets are now extensively grown in many sections of the country where Sugar Beet factories are located. The large yield per acre and the price secured for the crop make them very valuable. Sugar Beets may also be used for stock feeding as they contain 12 to 15 per cent of sugar in addition to other nutrients. Sugar Beets are ripe and in condition to harvest when the lower leaves begin to take on a yellow tinge and droop. Beet tops make an excellent feed for cows, sheep and other live stock. This is also true of the pulp from the factory. A large Sugar Beet factory in Montana, having an immense output, grows in connection with its Sugar Beets a large acreage of alfalfa. It then buys up thousands of sheep and makes a practice of feeding them for the market on the combination of Beet pulp and alfalfa, and the results are very remunerative.

Booklet on Root Crops. A small, pocket edition giving in concise form information on Sugar Beets, Stock Carrots, Mangels, Rutabaga and other roots. Tells how to grow, store and feed them to obtain most satisfactory returns. Sent free with orders when requested or mailed on receipt of 5c in stamps.

282. Victory. Undoubtedly the most highly developed variety for sugar making. Roots of medium size, white skin with tinge of gray, half long and very uniform in size and shape. Flesh white and very rich in sugar.

285. Vilmorin-Elite. This Beet is the result of thirty-five years of methodical and persevering selection. In black soils rich in organic matter, it gives results equal to any other variety. Its average yield may be stated as from 12 to 16 tons an acre.

290. White American Sugar. This variety at the present time has probably a wider cultivation than any other Sugar Beet. It may be distinguished from the Vilmorin by its brighter color and its lighter colored leaves, which are beautifully undulating, and scalloped about the edges. While not, as a rule, equal to the Vilmorin in saccharine richness, it is considerably more productive.

For Stock Feeding.

The ground should be thoroughly prepared and made firm and mellow, same as for Mangels. Seeding and cultivation should be continued in much the same manner except that they should be thinned out 6 to 8 inches in the row. The Giant Feeding Sugar Beets or Half Sugar Mangels are especially valuable for feeding stock as they give a feed of much greater nutritive value than Mangels.

275. Giant Feeding Sugar Beet or Half Sugar White Mangel.

This magnificent Sugar Beet while giving nearly as large a yield of easily grown and harvested roots as a crop of Mangels, supplies a food of very much higher nutritive value, the roots for feeding purposes being really more valuable, pound for pound, than those of the very best strains of Sugar Beet, and the yield under equally favorable conditions is more than double. The roots grow partly out of the ground and because of this and their shape the crop can be harvested and stored at less expense than any other root crop. We are certain that every one who plants this variety and grows it with care will be much pleased. Every farmer should try it.

277. Royal Giant Sugar Beet or Half Sugar Rose Mangel.

Very similar to Giant Feeding Sugar Beet except in color. The skin is bright rose above ground and white below. Flesh white, sometimes tinged with rose. Roots grow half out of the ground and are thus easily harvested.

280. Sugar Beet for Stock Feeding. We can furnish ordinary seed of Sugar Beet which will give a large yield and tonnage.

MANGEL WURZEL

For Stock Feeding.

Culture. Sow 6 pounds to the acre in May or June, in rows three feet apart, and thin to nine inches in the row. Cultivate frequently with horse tools.

250. N. K. & Co.'s Improved Mammoth Long Red.



Farmers and stock raisers of the United States do not appreciate so fully the value of Mangels for feeding cattle, hogs, sheep, etc. as do the farmers of Europe. In France, Great Britain and other European countries, it is the exception rather than the rule where Mangels are not grown on a large scale on every farm. The immense yield which may be secured from an acre, with very little expense either for material or labor, makes the Mangel crop one of the most profitable on the farm. 15 to 20 tons of roots an acre is not an unusual yield; some specimens weigh 20 to 30 lbs. each. Where properly cultivated, seeded and harvested the cost of growing a bushel of our Improved Mammoth Long Red Mangel should not exceed 10c. When fed in combination with grain they are worth almost as much, pound for pound, as the grain. This statement may seem absurd, but experience has proved that Mangels so aid digestion and assimilation, by keeping the animals in a healthy condition, that they increase the feeding value of other feeds consumed, beside the nutrients the roots contain.

Our stock of Improved Mammoth Long Red Mangel is a selection and the roots are very large, uniformly straight and well formed; color, deep red; tops small. Every farmer ought to put in at least an acre of Mangels this coming season, 5 or 10 acres will be much better.



255. N. K. & Co.'s Improved Golden Tankard.

We have for years, insisted that this was the best Mangel grown and each season strengthens us in the position we took when it was a comparatively unknown sort. We recommended it unreservedly as the best Mangel for dairy farmers. It combines apparently all the fine points possible to condense into a Mangel. The skin is a deep rich yellow. The flesh is firm and solid and a rich golden yellow in color. On account of its shape enormous crops are grown, and it is easily lifted from the ground.

256. Crimson Tankard. In appearance it closely resembles the favorite Golden Tankard. It is adapted to all soils, is easily lifted from the ground and is a very productive sort.

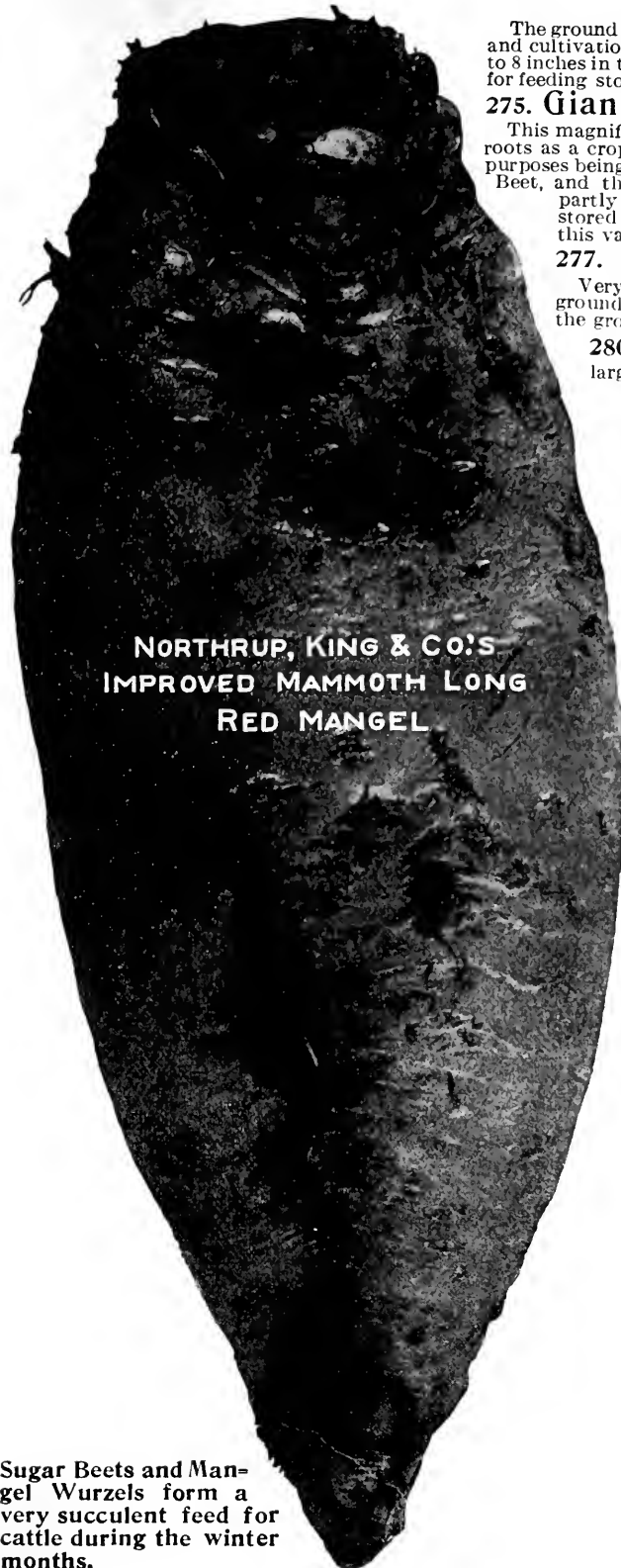
258. Danish Sludstrup. The Danish Government encourages the growing of root crops by offering certificates of merit to growers who select and produce sorts which are of distinctive value. Sludstrup is considered the best of all Mangels having been awarded first class certificate. In color it is reddish-yellow and of a distinct type. It contains the largest per cent of nutriment found in any sort. It is very hardy, grows well above ground and is easily pulled.

265. Mammoth Golden Giant. Very large. Remarkably even in shape, of vigorous growth; has a fine neck and a very smooth skin. Flesh white, firm and sweet, much liked by cattle. Easily lifted from the ground, producing enormous crops. Excellent keeper, yields 40 to 60 tons an acre.

260. Giant Red Eckendorf. A very popular variety grown in European countries where root crops are grown on a very large scale. It has also proved very satisfactory in the United States whenever it has been tried. The roots are smooth, long and cylindrical in shape, very much like the tankard Mangels. They are very heavy, weighing up to 15 and 20 pounds each. The flesh is firm, crisp and solid, white in color and of high feeding value. This variety is easily harvested, a large proportion growing above ground.

262. Giant Yellow Eckendorf. The same as the previous variety except the skin is yellow. Very desirable in all respects.

270. Yellow Globe. It has a very small top and few leaves, leaf stalk and blade green; root medium sized, globe-shaped, having a small tap and few side roots; skin, deep orange-yellow in color; flesh white and of excellent quality. The root grows almost entirely above ground, making it well adapted to shallow soil and very easy to harvest.



NORTHROP, KING & CO.'S
IMPROVED MAMMOTH LONG
RED MANGEL

Sugar Beets and Mangel Wurzel form a very succulent feed for cattle during the winter months.

CABBAGE

ARRANGED IN ORDER OF EARLINESS.

Prices given in Supplement

Culture for Early Cabbage. Seed of the early varieties should be sown $\frac{3}{4}$ of an inch deep in a greenhouse, hot-bed, or in boxes in the house, about 6 weeks before the plants are needed for planting out.

If, when the second leaves appear, the plants can be transplanted, spacing them 3 inches apart, better and more hardy plants will be obtained.

As soon as the soil can be worked in the Spring the plants should be removed to the open field and set in rows 2 feet apart each way. Cultivate occasionally to keep out weeds and preserve the moisture in the soil until the plants shade the ground. One-half lb. seed will produce plants for one acre.

Culture for Late Cabbage. The seed may be sown in rows 1 foot apart or broadcast in the garden, about the middle of May, and the plants set in the field the latter part of June, or it may be planted in hills 30 inches apart, 4 to 5 seeds to the hill, in the field where the cabbages are to grow, thinning to one plant in a hill when the plants are 3 to 4 inches high.

Cultivation must begin as soon as the plants are set in the field, or as soon as seed sown in the field is up and continued as long as it is possible to get through them with a horse cultivator without injury to the plants.

Where the seed is sown in the field, whether it be in rows or in hills, it should be covered with $\frac{3}{4}$ of an inch of soil and this soil firmed well to insure rapid germination. One-half lb. seed sown in a bed will produce plants for one acre.

295. Northrup, King & Co.'s Washington Wakefield Cabbage.

"First in Head, First in Market, First in the Hearts of Gardeners."



We introduced this remarkable Cabbage many years ago. It met with so hearty a reception from every one who grew it that it seemed as though every one who tried it must have written to make known his satisfaction. Every year we receive a great many letters of praise and congratulation regarding the Washington Wakefield Cabbage. No other Cabbage of which we have knowledge has aroused such enthusiasm among Cabbage growers as has our Washington Wakefield. It has the same general characteristics of other Wakefield Cabbages, the heads being conical with a rounded or blunt point. It is, however, far superior to other strains of Wakefield Cabbage, being nearly double the size and of better quality, and at the same time is fully as early. It has few outer leaves, permitting close planting, so that more heads can be grown to the acre than with other sorts.

325. Early Jersey Wakefield. Heads are very hard, compact, solid and conical in shape. Few outside leaves. We do not admit that our stock has any superior, except Northrup, King & Co.'s Washington Wakefield Cabbage.

310. Charleston Wakefield. Very similar to the Jersey Wakefield, but a few days later and half as large again. Not quite as pointed as the Jersey.

345. Express. A very early variety forming small oval heads, with round, thick leaves. The head is a little thicker, less pointed and slightly later than the Early Jersey Wakefield. A fine shipping sort.



Northrup, King & Co.'s Premium Late Flat Dutch Cabbage.



340. Early Winnigstadt. Very early. The leaves are dark green and very tightly folded, making it the hardest of any early Cabbage. This variety seems to suffer less from the Cabbage worm than most other sorts. Heads are regular, conical and keep well both Summer and Winter.

342. Early York. A very early variety. Heads, small, heart-shaped, firm and tender. May be planted 15 to 18 inches apart.

298. Copenhagen Market. A new early variety, which will be very popular with market gardeners. It is the finest large, round-headed, early Cabbage in cultivation. It is further desirable on account of the remarkable characteristic of maturing the heads all at the same time, enabling the grower to gather his crop with less expense and permitting the cleaning of the land at the first cutting. The heads average about ten pounds each in weight, are hard and solid with small core. The quality is extra fine and sweet. It matures as early as the Wakefields and will yield more to the acre in weight. It is a short stemmed variety, the heads nearly resting on the ground. The leaves are light green, rather small, saucer-shaped and tightly folded, making it possible to set them close together in the field.

299. Glory of Enkhuizen. A variety of recent introduction from Holland. It is a valuable sort on account of its earliness, large size and fine keeping quality. The heads are of nice size for market, weighing about 9 to 11 pounds each, globe-shaped and handsome dark green in color. For an early sort, the heads are unusually firm and solid. The leaves are fine ribbed, tender and of excellent quality. The outer leaves set close, permitting planting of more heads to the acre, thus increasing the yield.

305. Allhead Early. Earlier than any other large Cabbage, larger than any other early Cabbage. Heads deep, flat, solid, uniform and very tender owing to their rapid growth. An all-the-year-round Cabbage.

330. Early Spring. A flat heading sort which has become popular on account of its earliness. The head is very solid and shapely, and as it forms quickly, may be marketed at a very early stage of its growth, enabling the grower to realize fancy prices. The quality is excellent, tender and of fine flavor.

335. Early Summer. D deservedly popular with market gardeners throughout the country. It forms large, solid, round, flattened, compact heads of excellent quality, tender and sweet. The heads average over double the size of the Jersey Wakefield, weighing eight to ten pounds each, while it matures only ten or twelve days later. See illustration on page 9.

385. All Seasons. A grand variety. We can safely recommend the All Seasons Cabbage as one of the best and surest Cabbages to grow. It is a little later than Early Summer, but very much larger, (about double the size) and for the market gardener one of the most useful, marketable and profitable Cabbages to grow. It is perhaps the safest variety for the amateur to plant as it does well at all seasons and is a very sure cropper. The heads are dark blue in color and being tender and fine keeping are excellent for fall and winter use.

360. Succession. About a week later than Early Summer, but much larger, measuring about twelve inches in diameter and weighing about ten to twelve pounds each. The heads are hard and solid and of fine quality. Very fine for either winter or summer use. One of the surest varieties to make a crop.

365. Surehead. Heads are large, round, flattened, uniform, very hard, firm and sweet, and average from 10 to 15 lbs. each. Certain to head, a good shipper and a fine keeper.

347. Fottler's Improved Brunswick. An ideal second early variety of the drumhead type. Very desirable for the home garden on account of its dwarf compact growth and few outer leaves. Head large, flat, solid and of excellent quality.

375. Northrup, King & Co.'s Premium Late

Flat Dutch. A low growing variety, heads large, bluish-green, round, solid, broad and flat on top; an excellent fall and winter variety, and a good keeper. It is a sure header. Our stock has been grown from carefully selected heads, and we consider it superior to any other strain of Flat Dutch Cabbage on the market.

380. Late Flat Dutch. (Regular Strain).

CABBAGE

350. Premium Large Drumhead. Grows a very large, solid head often reaching a weight of twenty to thirty pounds. There is little outer foliage, the leaves all folding in closely about the head. A fine winter variety.

351. Early Dwarf Flat Dutch. Second early, short stemmed, compact, with few and short leaves. Heads, large, nearly round, flattened, close, firm and very solid.

358. Early Dwarf Blood Red. Earlier than Rock Red, but not quite so large. The heads are hard, keep well and are of excellent quality. In color they are deep blood red and are considered fine for pickling.

355. Rock Red. The best, largest and surest heading red Cabbage. Used mostly for pickling. The plant is large, with several spreading leaves. The head is large, round, very solid and of deep red color, averaging from ten to twelve pounds in weight.

348. Improved American Drumhead Savoy. The best variety of Savoy or crumpled leaf Cabbage. The plant is vigorous, with short stem, has densely crumpled leaves and when touched by frost is sweet, delicate and delicious. The head is large and very solid.

401. Autumn King. Large solid heads, similar to Flat Dutch, with ruffled outer leaves. Needs long growing season. Prices given on page 2 for all quantities.

349. Celery or Chinese Cabbage.

Pe Tsai. Improved Chinese Cabbage. It is very easily grown and does well in nearly all parts of the country. It should be grown like a late Cabbage, planting in July, as early plantings run quickly to seed. The seed is sown in drills 16 to 20 inches apart and the seedlings trimmed two or three times. The full grown plant somewhat resembles a Cos Lettuce in appearance. It has a mild flavor and may be eaten raw or cooked. Boiled and seasoned with butter, it is especially delectable.



Early Summer Cabbage. See Page 8.

BOOKLET ON "CABBAGE CULTURE."
Our booklet on Cabbage Culture is very complete. The information contained is dependable and very practical. Deals with every phase of cabbage growing and marketing, including extermination of insect pests and prevention of diseases. Is included, on request, with orders for cabbage seed or will be mailed to anyone for 5c.

390. Northrup, King & Co.'s Holland.

Danish Grown Stock.

Most remarkable late Cabbage yet produced, heads hard and solid—fine grained and tender. Entirely distinct in color. Very finest short stemmed type.



This is an indispensable variety. In some important particulars this is the most remarkable Cabbage yet produced. In fact, it well illustrates the truth that "merit will win," in that while it was introduced only a few years ago, it has already become the favorite sort with those who have had the true stock.

This is a very hardy variety and a sure leader, extra solid and firm. The heads are of medium size and average about 8 pounds in weight; they are the heaviest for the size of head ever introduced. They stand shipment better than other late sorts. In quality they have no superior not only for immediate use, but even when kept until Spring, they come out as firm and sound as when put away; in the springtime no Cabbage will outsell them.

The plants are vigorous and hardy; our strain produces short stems and deep heads, as shown in the illustration. The leaves are rather upright in habit, large, thick and smooth with a distinct color.

Holland Cabbage is unsurpassed for shipping to distant points or late Spring use. There is no question as to the value of this Cabbage, the only point is where to obtain the best seed. We offer in limited quantities genuine Danish Grown Stock which was grown especially for us in Denmark. Repeated trials have proved the merit of this strain.

315. Danish Ballhead.

Favorite for Winter Market.

This winter variety is especially prized on account of its great solidity and its keeping qualities. It is now one of the most largely grown varieties for the winter market in this country. The heads weigh more than other sorts of equal size. They are round as a ball, solid, fine grained, with few outside leaves; crisp, tender and sweet, and unsurpassed for boiling, slaw, sauerkraut, etc. This variety has been selected and perfected for over fifty years by the Danish gardeners, who prize it so highly that they grow it almost exclusively for Winter Cabbage and annually export large quantities of it. It grows well on all soils and under most conditions, withstanding hot, dry weather, and does not rot in wet seasons.

320. Danish Roundhead.

Very Vigorous, Splendid Quality.

An earlier, shorter stemmed, improved strain of the Danish Ballhead Cabbage. The heads are hard, very solid and mature about two weeks before the Ballhead, averaging a little larger and heavier.


The inner leaves are blanching almost pure white, are of sweet flavor, crisp and tender. It is less liable to blight and shows vigorous growth even in the hot Summer.

405. Long Keeping.

Extra Hardy Sort.

As the name indicates, this variety is a good keeper, and it is also superior as a main crop. It will stand drought and frost to a remarkable degree. Heads are uniform, large firm and solid, and of very superior flavor; color dark green, with few outside leaves. If placed in a dry, cool cellar or pit, they will keep in excellent condition until well along in the following summer.

In many large Cabbage growing localities this variety is grown for Winter storage to the almost total exclusion of all others.



A Field and Specimen Head of Northrup, King & Co.'s Holland Cabbage.

CARROT

Culture. For the best results the soil should be well worked to a good depth. For early use sow seed in rows 15 inches apart as early in the Spring as the soil can be worked, sowing about 4 lbs. of seed per acre and cover the same with $\frac{1}{2}$ inch of soil; but for main crop, sow about corn planting time, using 3 lbs. of seed per acre and the seed should be covered with nearly an inch of soil. One ounce of seed will sow 100 feet of drill. Make the rows two feet apart to allow for horse cultivation. Keep free from weeds and cultivate occasionally until the roots are large enough for table use and if grown for commercial purposes they may be cultivated with profit throughout the season.

When the plants are 3 inches high thin to 3 inches apart in the row.



410. Northrup, King & Co.'s Chantenay.

As a table variety it is first-class; in shape it is larger than the Scarlet Horn, and also broader at the shoulder. The flesh is of a beautiful, rich orange color and of the finest quality; it is medium early, with small tops. Roots taper slightly, but are uniformly stump rooted. Gives great satisfaction in both the market and private garden.

415. Chantenay. Regular Sock. Same as is ordinarily sold for Chantenay Carrot. This has not been as highly selected as our Market Garlener's stock, but will give good satisfaction.

420. Early French Forcing. The earliest variety, largely grown for forcing purposes; globular-shaped root of an orange red color.

425. Early Scarlet or Short Horn.

One of the most popular varieties grown; color deep orange; flesh fine grained and of agreeable flavor; tops small; has a short, stump shaped root. Grows well in shallow soil; one of the best for early out-door planting and for table use.



Oxheart Guerande.



Half Long Scarlet Nantes.



Chantenay.

430. Improved Danvers Half Long.

Our strain of this popular Carrot, while not as "stump rooted" as the Chantenay, has a root which comes to a blunt point, a very beautiful Carrot. A first-class Carrot for all soils; in form midway between the Long Orange and the Short Horn. The root is of a rich, dark orange color; it is very smooth and heavy yielding, twenty to thirty tons per acre not being an unusual crop. Prices for large or small lots,



Improved Long Orange



Improved Danvers Half Long.

435. Improved Long Orange. A well known standard sort; roots long, thickest near the crown, tapering regularly to a point; color deep orange, suitable for the table and main field crop.

438. James Intermediate. A splendid variety, in shape midway between the half long and the long sorts. It is quite broad at the top and tapers to a blunt point. Flesh is rich reddish-orange, tender and sweet. Very desirable as a market variety, on account of the heavy yield, fine shape and appearance and excellent quality.

440. Half Long Scarlet Nantes, Stump Rooted. Tops of medium size; roots cylindrical, smooth, bright orange; flesh orange, becoming yellow in center, but with no distinct core. Of the finest quality and one of the most symmetrical and handsome of the medium sized sorts; excellent for the market or home garden.

445. Oxheart or Guerande. This fine and very popular Carrot is intermediate as to length between the half-long varieties (such as Danvers) and the Scarlet Horn Carrots, but is much thicker than the latter, being at the top from four to five inches in diameter. Flesh bright orange, fine grained and sweet. It is of very fine quality for table use and equally good for stock. Where other sorts require digging, Oxheart can be easily pulled, making it a particularly desirable sort for soils so stiff and hard that other sorts do not grow well.

"Handbook for the Garden" is the title of a booklet which includes information on preparing and fertilizing the soil for garden crops, how to make hot-beds and cold frames, transplanting, watering and cultural directions for all vegetable and flower seeds. In it are found also hints on growing roses and shrubs, and tables showing quantities of vegetable seeds to sow in a given length of row and per acre. This booklet will be included with your order if requested or will be mailed free to any address. It contains much valuable information in small space.

For home use and early bunching, Oxheart, Chantenay and Nantes are the best; for general crop the Danvers Half Long, while for feeding stock the Mastodon yields the largest crops.



James Intermediate.

450. Northrup, King & Co.'s
CELEBRATED MASTODON CARROT
For Feeding Stock.



Mastodon Carrot, Reduced in Size.

IMPORTANT.—Owing to the large size which these Carrots attain, less seed is required to the acre than of any other sort—2 lbs. an acre being sufficient.



If you are a farmer we want to urge upon you just one thing. It is this—try our Mastodon Carrot. There may be room for difference of opinion regarding many varieties of seeds, but there cannot be room for difference of opinion as to which is the best stock Carrot.

Northrup, King & Co.'s Mastodon Carrot is not, properly speaking, a table Carrot, although the flesh is remarkably firm and sweet. It is not a Carrot for the market gardener, but it is emphatically the Carrot for the farmer, and once used, nothing else will take its place.

Northrup, King & Co.'s Mastodon Carrot is the heaviest cropping Carrot grown, yielding more tons to the acre than any other sort. The flesh is white, crisp and solid and very sweet in flavor. It is a vast improvement on the white and green Belgian sorts which have been favorites in the past, as it is not only much more productive but vastly easier to handle. The roots are short and very heavy at the shoulder, rendering them easily harvested. An important feature, also, is that they do not easily break in pulling or sorting. Too much can scarcely be said of their size and great productiveness. The roots frequently measure 15 to 20 inches in circumference, and 18 to 40 tons to the acre is not an extravagant statement as to yield.



455. Northrup, King & Co.'s
VICTORIA CARROT FOR STOCK

The Victoria is a very large and a very rich stock Carrot. There can be only one best stock Carrot, and we think our Mastodon is that Carrot, yet there are many who prefer a yellow Carrot. We can say to such that there is no yellow Carrot which can approach the Victoria in size, in yield and in feeding qualities. It is the largest and best form of Orange or Yellow Carrot known. The roots are remarkably fine, very symmetrical and of excellent quality, possessing high feeding properties. It is a heavy cropper on all soils, but is especially adapted for rich, strong land. It grows nearly half as much weight again an acre as the ordinary varieties, and as the roots grow more above the ground it is much easier to gather the crop. This grand variety is sure to suit every one who grows it.

484. **Witloof-Chicory or French Endive**

Remarkable for the width of its leaves and the great size of its ribs and stalks. The roots grown in trenches produce the well known vegetable and salad called in Belgium "Witloof" and in Paris "Endive". Used as a winter salad. Delicious when served with French dressing and eaten like Cos Lettuce. The seed should be sown in the open ground not later than June, in drills twelve to eighteen inches apart,

and the seedlings should be thinned out to stand three inches apart. The plants form long, parsnip-shaped roots which are lifted in the fall, trimmed of leaves, and stored in soil in a cool place until wanted for forcing. The roots should be planted upright about one and a half to two inches apart in a trench sixteen to eighteen inches deep. This will bring the neck of the root to within nine inches of the level of the trench, which should be filled with light soil. If a quicker growth is desired, a mulch of fresh manure about two feet deep may be used. The roots may also be forced in boxes in a warm cellar, in which case they should be set in a fine soil two inches apart and with the crowns two inches below the surface. To exclude all light, the box should be covered with another of the same size, and if water is required it should be slightly heated. It requires about one month to force the roots. The heads are then cut off with a small portion of the neck of the root attached.

A Thousand Per Cent. Profit.

Some banks pay four per cent. on deposits, mortgages yield six to seven per cent., some stocks pay from eight to twelve per cent. But here is a plan which will yield one thousand per cent. and more on the investment. You may say that there must be great risk involved or hard work entailed. No, there is no risk and accomplishment is easy. The business referred to is Gardening.

Ten cents worth of Tomato seed will grow plenty of tomatoes for the table and canning, besides chili sauce, sweet pickles and other delicacies.

Five cents worth of Carrots will grow enough for a family all winter. A dollar's worth of vegetable seeds will sow a large garden and produce handsomely on the investment.

All this can be done in your own back yard. Food can be produced where weeds have been growing. Good health and the joy of seeing things grow are the result of your efforts, to say nothing of the pleasure of gathering crisp, juicy vegetables from your own garden and the economy in the food bill.



Witloof-Chicory or French Endive.

CAULIFLOWER

Culture. For early use, seed should be sown $\frac{3}{4}$ of an inch deep in a greenhouse, hot-bed or in boxes in the house, about 6 weeks before the plants are needed for planting out.

If, when the second leaves appear, the plants can be transplanted, spacing them 3 inches apart, better and more hardy plants will be obtained.

As soon as the soil can be worked in the Spring the plants should be removed to the open field and set in rows 2 feet apart each way. Cultivate occasionally to keep out weeds and preserve the moisture in the soil until the plants shade the ground.

For late use sow seed in beds about May 10th and when the plants are large enough remove to the garden, setting them from 2 to 2 $\frac{1}{2}$ feet each way.

Cultivation must begin as soon as the plants are set in the field, and continued as long as it is possible to get through them with a horse cultivator without doing injury to the plants.

As soon as the heads begin to form, tie the leaves together over the head to keep out the light; by this process nice white heads are obtained.

One ounce of seed will produce about 1000 plants.

460. Northrup, King & Co.'s Model



In competition with all other strains the Model Cauliflower has won the approval of critical gardeners, being the earliest and best sort grown. It is suitable not only for early use, but is superior for late planting. The heads are hard and solid and do not spread as do some of the inferior sorts. No other equals it in purity of color, being clear snow white. It is equally desirable for family use and for the market garden. The heads are large—from 9 to 12 inches in diameter, and weigh from 4 to 8 pounds. On account of its close growing, compact habit many more plants may be grown on a given area than of the late spreading sorts.



465. Northrup, King & Co.'s Drought Resisting.

Especially adapted to dry locations, where it will produce large, solid heads when all other sorts would fail. To secure the best heads the soil must be rich and thoroughly cultivated.



Northrup, King & Co.'s Model Cauliflower.

470. Snowball. Forms snow white heads six to ten inches in diameter, of good quality. Its close growing habit permits more heads to a given area than the later maturing sorts. Excellent both for early and late planting. Grown from stock seed obtained from originators. Equal to any strain of "Snowball" on the market.

475. Extra Early Dwarf Forcing. The finest strain procurable. Plants dwarf and compact, forming good sized heads, very fine stock.

482. Extra Early Paris. A popular and early heading variety. Heads are solid and very uniform but not considered as sure heading as the Forcing type. given on page 3.

CRESS

Culture. Sow seed thickly in shallow drills 12 inches apart, in the Spring, and for a succession every two weeks.

One ounce of seed required for 200 feet of drill.

Water Cress. Sow the seed in cool, moist soil in the early Spring or if a shallow slow running stream or ditch is near, the seed may be sown within the same near the bank. When sown in a location of this kind it grows luxuriantly for years.

485. Fine Curled (Pepper Grass). Quick growing; leaves finely cut like parsley; growth dwarf and compact; crisp and pungent.

490. Water Cress. Highly esteemed as a salad; also used as a garnish for meats.

495. CHIVES

Chives are perfectly hardy perennial plants of the onion type. They are grown for the small leaves which come up very early in the Spring and give a mild onion flavor to food in which they are placed. The tops may be cut off as close to the ground as desired.


CELERIAC

(Turnip Rooted Celery)

Culture. Treat seeds and plants the same as recommended for celery with the exception that it is customary to set the Celeriac plants in rows 1 foot apart. The roots are preserved for use in Winter by storing in moist sand in the cellar.

One ounce seed for 1,000 plants.

500. Large Smooth. Large, smooth, excellent flavor.



Celeriac or Turnip Rooted Celery.

Northrup, King & Co.'s Seeds are handled by nearly 20,000 dealers in the Northwest. If your dealer will not supply you, write us direct.

CELERY

Culture. Sow seed in the garden, as early in the Spring as the soil can be worked. Cover the seed lightly and firm well.

Keep the bed moist to insure quick germination and growth.

Before setting out the plants shear off the top leaves, which makes stocky plants with a tendency to spread out.

When ready, set plants 6 to 8 inches apart in rows 3 to 4 feet apart, according to variety and soil. When the roots of the Celery plants are very long it is advisable to trim them off just before setting to about 3 inches.

Cultivate well until the middle of August, then, work up the soil between the rows around plants from time to time until plants are covered and they will soon be ready for use.

When desired for winter use it should not be bleached in the field, but enough soil should be drawn about it to secure an erect habit of growth and it should be transferred to the cellar prior to settled cold weather.

One ounce of seed will produce about 3,000 plants.

505. Northrup, King & Co.'s Golden Self



Blanching.

This splendid variety is without doubt the most popular Celery grown. It is a self-blanching sort, for with a little banking or covering, even the outer ribs assume a beautiful golden yellow, while the heart or vine stalks are deliciously tender, brittle and sweet. This variety is being very extensively grown both for market and private use, not only on account of its ease of culture, but for its superior quality. It is not quite so early as the White Plume, but is of heavier and more compact growth, the stalks being thick, crisp and brittle. The hearts are large and solid, blanching a beautiful waxen yellow. It is tender and sweet and free from stringiness; flavor rich.

Our Private Stock seed is procured from a noted Celery grower in France. The American grown seed is often as good as any produced in France, but we have sometimes been disappointed in the quality, while the seed produced in France has never failed us. For that reason we offer both strains.

510. Golden Self Blanching, American Grown.

This is the same variety as our Private Stock seed but is American grown. It gives good results as a rule but we do not recommend it so highly as our French grown seed.



515. Northrup, King & Co.'s

Kalamazoo.

We consider our Kalamazoo absolutely and without exception the very best Celery grown. It is late, it is not self-blanching, but it is worth many times over, all the extra trouble and labor involved in growing it. Kalamazoo Celery, when properly grown, is extremely large, solid and crisp, and possesses a rich sweet and "nutty" flavor unequalled by any Celery we have ever seen. It is a fine keeper.

520. White Plume.

The earliest Celery. This is a well known variety. Popular on account of its earliness and the ease of its culture.

530. Golden Hearted Dwarf.

A favorite main crop variety. When blanched the stalks are of a wavy yellow color, solid and crisp. A splendid keeper.

535. Giant Pascal.

One of the most popular sorts for winter use. It is very large in growth; the stalks are exceptionally thick with very heavy hearts which, when blanched, are of a beautiful creamy yellow color. Very brittle, superb flavor.

537. Winter Queen.

A very fine variety for winter storage. Robust, stocky growth requiring but little labor in blanching. The heart stalks are heavy broad and solid, but crisp and tender, blanching to a rich, creamy white.



Northrup, King & Co.'s Golden Self Blanching Celery.

SWEET CORN

Market gardeners and private planters should keep in mind the important fact that Sweet Corn produced in the North is earlier and more hardy than the same varieties grown farther south. We do not think it too much to claim that nearly all of our varieties of Sweet Corn are easily a week to ten days earlier than the same varieties produced elsewhere. This means a great deal to the gardener who wishes to have his Corn first in market, for it is then that the best prices are obtained. It is equally as important also to the private planter growing Corn for his own table, as it lengthens the season for all varieties.

One lb., of seed will plant about 100 hills; 12 to 15 lbs., an acre in hills. The Minnesota State Law designates 48 lbs. as a bu. of Sweet Corn. Note—For succession, plant Golden Bantam for earliest; Peep o' Day for

second early; Portland for medium; Northrup, King & Co.'s Zig Zag Evergreen or Improved Black Mexican for late, and secure the very best Sweet Corn in each class.

To have the finest Sweet Corn it must be picked in just the right condition, that is, when the skin of the grain breaks at the slightest puncture. It will be of inferior quality if it is either a few days too old or too young.

Our Sweet Corn is thoroughly tested before it leaves our hands.

Prices. See the supplement. If your dealer does not handle N. K. & Co.'s seeds, write us direct. Packets and quarter pounds are sent prepaid, all larger quantities are shipped at purchaser's expense.

The Two Best Early Varieties of Sweet Corn

545. Golden Bantam.

Should be grown in every garden.

Everyone likes to eat Golden Bantam Corn. In fact many people will not take any other when Golden Bantam is obtainable.

Quality. The flavor is deliciously distinct, superior to that of any other corn. Of all varieties the name "Sugar Corn" seems to fit this best as it is so unusually sweet. The decided preference shown for it in market, restaurant and home has enabled many growers to sell Golden Bantam at a premium. It is so unique in appearance that all who have ever enjoyed the golden yellow ears recognize them instantly. One cannot forget such splendid quality.

Habit of Growth. Another good feature of this Corn is the character of its growth. The stalks are usually 4 to 5 feet high, with short foliage. Being small they can stand very close together and thus produce a large

crop on a very small area. The ears average more than one to the stalk; they are 6 to 7 inches long, just the right size to serve at the table. The kernels are tender, very wide and of good depth, while the cob is small. There are 8 to 12 rows of kernels on each ear. Golden Bantam ears are enclosed in a heavy husk, protecting them against insects and disease.

For the Home Garden. The best way to get good Sweet Corn is to raise it yourself. Then you can be sure that it is fresh and picked at just the right time. This is of the greatest importance since if it is picked too early it is watery and tasteless, if too late the hulls become tough. However, Golden Bantam remains an unusually long time in condition for eating.

No Sweet Corn is better adapted to the home garden than Golden Bantam since its slender growth requires little space and it matures in such a short season that some other crop can be raised on the same ground either before the latest planting or after removing the earliest.

Earliness. In season Golden Bantam is about six days earlier than Peep o' Day, but on account of the superior quality of the yellow Corn many start it indoors in April and transplant it later to the garden. By this method Golden Bantam is ready for use in early Summer. It may be sown out-doors from the end of May to July tenth. For succession, plant at ten day intervals, and thus produce the finest Sweet Corn from early Summer until frost.

Hardiness. Especially adapted for Northern planting, on account of its hardiness and ability to withstand unfavorable weather. Not only is it adapted for planting in the extreme North, but it is meeting with unusual success in the middle and southern states. It may be planted late in the Summer for early fall use. In high altitudes where many other varieties will not mature on account of the cold nights or early frost, this variety proves successful.

Northrup, King & Co.'s Strain. Our Golden Bantam Sweet Corn is all grown in Minnesota under the personal supervision of our experts. Here, in the North, the growing season is short so Corn must mature earlier than it does farther south. Consequently Northrup, King & Co.'s Strain of Golden Bantam is the earliest known. It is the best to plant in high altitudes or northern regions—wherever the growing season is short. Earliness counts in the middle states, too, where a few days often makes a big difference in the market gardener's profit, so we confidently recommend our strain for planting there also. We carefully select all ears before shelling and our stocks are the very finest obtainable.

That this strain is popular is proved by the fact that we usually sell enough Golden Bantam to seed 40,000 acres, shipping it to all parts of the country. New England alone uses a carload—New England, where most of our Sweet Corns originated. There if anywhere they know what good Sweet Corn is and so they come to the Northwest for their seed, convinced that here only can they secure the earliest and best strain.

Satisfaction. We have yet to hear of a grower who has planted our Peep o' Day or Golden Bantam Sweet Corns and was not well pleased with them when weather and climate were favorable. From all points come letters from pleased customers.

Culture. The stalks, being short and small and having few leaves, may stand very close together. The seed may be planted either in hills or in rows. If the former, plant six or seven kernels in a hill, thinning out well so as to have four plants in each hill. If in rows and not in hills, drop the seed from six to eight inches apart, according to the soil, and if planted early cover about one inch deep. Seed planted later should be planted deeper, according to the amount of moisture in the soil. The rows may be just far enough apart to admit of cultivation. Twelve to fifteen lbs., of seed will plant an acre. Prepare the land thoroughly, making it deep and mellow. For early Corn, plant just as soon as danger of frost is over, bearing in mind that it is sometimes well to take a risk in early planting as early Corn is always in greatest demand.

It should be borne in mind that Minnesota grown Sweet Corn is at least two weeks earlier and much harder than seed produced in any other section.

Do Not Plant Sweet Corn Too Deep

Plant 1½ inches deep. Sweet Corn will rot during cold, wet weather at a greater depth, especially if planted too early. May 20th to June 10th is early enough for the Northwest.




In Peep o' Day Sweet Corn we offer a variety which we believe to be earlier than any other Sweet Corn grown except Golden Bantam. There is no product of the garden which is so eagerly awaited as the first Sweet Corn of the season. Not the tasteless, discouraged, premature Corn shipped from long distances, of little value when picked and unfit for human food when it arrives, but the real, tender, juicy Sweet Corn, ready for use before the Summer has really commenced. Such a Sweet Corn is Northrup, King & Co.'s Peep o' Day. Not only is it early, but it is sweet and delicate in flavor, being excelled in this respect by no other early Sweet Corn except Golden Bantam. Kernels are pure pearly white.

On account of its extreme earliness Peep o' Day Sweet Corn is especially adapted for planting in northern latitudes and in high altitudes where other varieties fail entirely. Peep o' Day produces a large number of "suckers" which, unlike other varieties, produce full sized, well formed ears. It is not unusual to find a single plant bearing from four to five ears. The yield per acre is therefore very large.


The stalks grow 3½ to 4½ feet in height, and having light foliage may stand very close together. The ears are small, 5 to 6 inches in length. The kernels, though not large are of good substance and borne 8 to 12 rows to the ear.

Prices of Northrup, King & Co.'s Peep o' Day Sweet Corn are listed for large or small quantities in the Price Supplement.

Sweet Corn is one of the most satisfactory vegetables to plant for increasing the food supply. Cultivation is simple and whatever is raised in excess of immediate requirements may be canned for use during the winter months. It is a thrifty practice to raise enough Sweet Corn each summer to provide a liberal supply for the entire year.



Golden Bantam Sweet Corn.



Northrup, King & Co.'s Peep o' Day Sweet Corn.

SWEET CORN

January 1st prices of Sweet Corn are given in the Supplement. Reliable dealers in the majority of towns throughout the Northwest sell Northrup, King & Co.'s dependable seeds. If your dealer cannot supply you, write us direct. Packets and quarter lb. lots are sent prepaid, all larger quantities at purchaser's expense; if wanted by parcel post add postage.

Culture. Sow upon arrival of warm weather in drills 2 inches deep, 3 to 4 feet apart, according to variety, placing the seeds 8 inches apart in drills or 6 seeds in hills 3 to 4 feet apart each way. Cultivate to keep free from weeds and when Corn is well started thin to 4 stalks to the hill.

Plant early varieties in succession, or sow early, second early and late sorts at one time, which will continue the season for several weeks. One bushel of seed will plant from $3\frac{1}{2}$ to 4 acres.

The Minnesota State Law designates 48 lbs. as a bushel of Sweet Corn.

EXTRA EARLY VARIETIES

548. Early Adams. This is not a Sweet or Sugar Corn, but is especially good in northern sections for an extra early table Corn where other varieties do not mature. When ready for table the young grain is tender, milky, and quite sweet. Very hardy, maturing in sixty days from time of planting. Supplies fodder in the hot, dry summer months.

550. Early Minnesota. A standard early sort of excellent quality, especially desirable where seasons are short. The ears bear 8 to 10 rows of large, white grains. This variety is popular on account of its great productiveness. Excellent for market, home and canning use.

555. Early Red Cory. Equally as early as White Cory. Corn is white but the cobs are red. Very sweet and tender.


560. Extra Early White Cory. One of the earliest varieties, well and favorably known in all parts of the country. It succeeds well where the seasons are short, and can be recommended for general planting. Ears six inches long, with eight rows of broad grains.

562. Extra Early White Mexican. As sweet and delicious as Black Mexican and as early as White Cory. Stalks $4\frac{1}{2}$ ft. high. Ears eight inches long, usually eight rowed. Superior in quality to any early variety of equal size.

564. Howling Mob. This variety originated at Toledo, Ohio, and its queer but appropriate name has reference to the loud and clamorous demand for the Corn when brought to market. The stalks are usually about 5 feet in height and produce early in the season two splendid ears to a stalk. The ears are 7 to 9 inches in length and are well covered with a heavy husk, affording protection from the green worms which so often are destructive to early varieties. There are 12 to 24 rows of good sized white kernels.


575. Mammoth White Cory. Similar to Early Cory, quite as early. The kernels, however, are somewhat broader and the ears average somewhat larger in size.

578. Pocahontas. An exceptionally early variety. The growth is very uniform and the ears are evenly and compactly filled with broad, white kernels which are tender, sweet and of very fine quality for so early a variety.



Early Minnesota Sweet Corn.

SECOND EARLY VARIETIES.

 **585. Northrup, King & Co.'s Portland.** This variety is not quite so early as the Cory, but it will pay Sweet Corn growers to wait a few days for it. Private families pronounce it unsurpassed; market gardeners capture trade with it.

587. Golden Evergreen. The product of a cross between Golden Bantam and Stowell's Evergreen, with the quality of the Bantam and the tender skin of the Evergreen. Considered by many the sweetest of all.

588. Early Champion. One of the earliest large Sweet Corns. Ears are medium with 12 uniform rows. Preferred by many for its tender quality.


590. Early Crosby. A standard sort deservedly prized by thousands of planters as one of the sweetest of varieties. The kernels are very closely set. This strain is superior to any variety of Sweet Corn grown for canning purposes in the state of Minnesota.

592. Early Evergreen. This fine variety is ten to twelve days earlier than Stowell's Evergreen and yields large, handsome, ten or twelve-rowed ears. An excellent variety to follow Mammoth White Cory.

595. Perry's Hybrid. A well known and favorite sort, valued on account of its hardiness, productiveness and size of ears.

600. White Evergreen. This variety is a little earlier than Stowell's and is pure white in color. The stalks are of strong, vigorous growth from six to seven feet high. The ears are very large and well filled to the tip with long, slender, pure white grains of the finest flavor.

LATE VARIETIES.

 **605. Northrup, King & Co.'s Zig Zag Evergreen.** The very best of all late white varieties. We have statements from experiment stations and from canning factories, as well as from hundreds of private planters, testifying to its superior sweetness and productiveness, incomparable whiteness when cooked and fine appearance on the table. As introducers of this variety, we assert, without fear of contradiction, that it is best of all the late white sorts.

610. Stowell's Evergreen. The best known and most largely planted of all the varieties. We are free to confess that Northrup, King & Co.'s Zig Zag Evergreen possesses all of the good qualities which have made the Stowell's strain so popular. At the same time, the Stowell's Evergreen is hard to beat and for a long time to come many will have it in preference to any other sort. This Corn is distinguished by the large ear, the long, deep kernels, its rich, sugary flavor and its long-keeping qualities. Our seed has been selected for its sweetness, productiveness and large size.

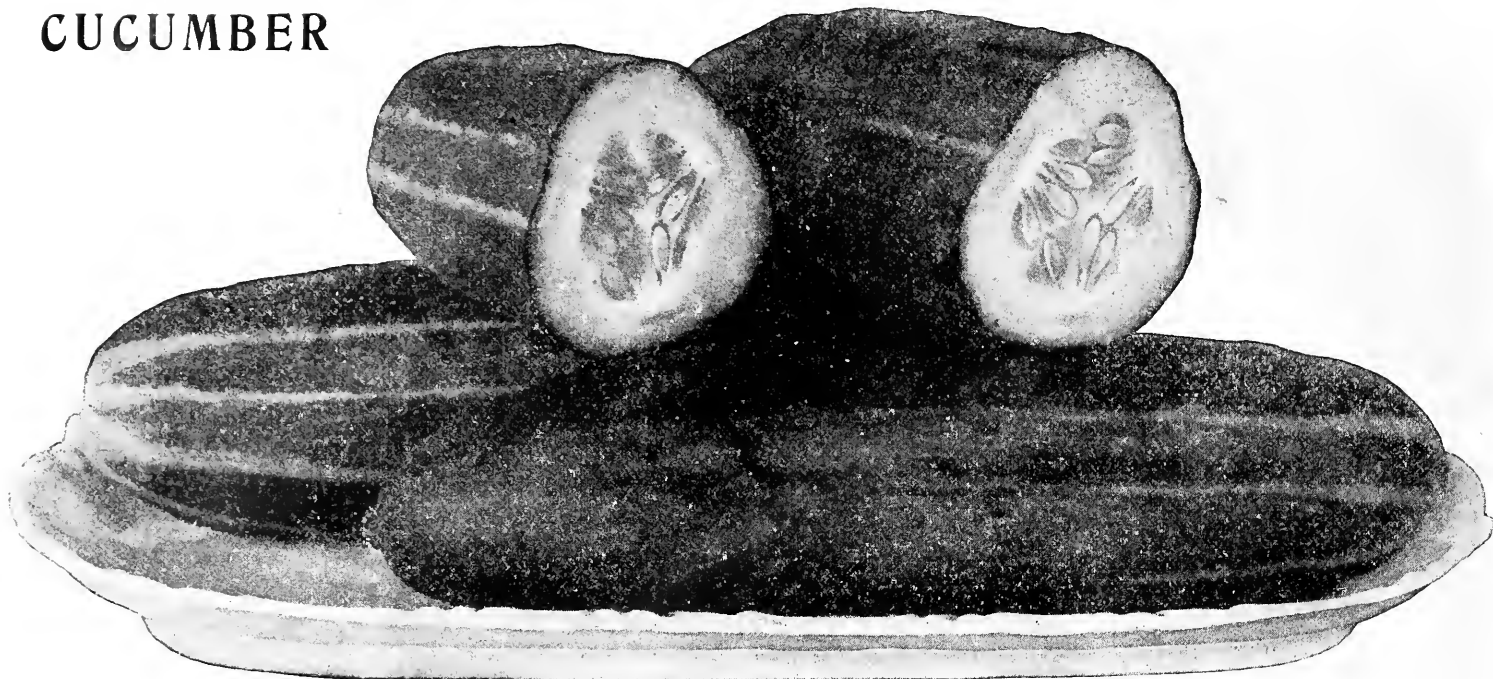
615. Country Gentleman. This variety is often called the "shoe peg" Corn, owing to the arrangement of the crowded kernels, which are long and very sweet.

Our seed of this variety has been carefully selected and is true to name. It is nearly as sweet as Peep o' Day and is far ahead in flavor of any of the late varieties. It remains tender and fit for use longer than most sorts, as the ear is enclosed in a thick husk which keeps it "in the milk." The ears average nine inches in length and are borne from two to five and sometimes six on each stalk. The cob is small and very closely packed from tip to butt with slender, pure white kernels of the finest quality. If you try this variety you will like it.

620. Improved Black Mexican. This variety has for a number of years had the reputation of being the sweetest of all Sweet Corn. When cooked, the ear is white with a bluish tinge towards the base of the kernel. Every year we have a number of inquiries from those who have known this Corn, but who have forgotten its name and remember it only as the "black Corn that was so very sweet." We offer a highly superior strain of this very desirable and much sought after sort. It must still rank with us as a late variety, but as it now matures nicely in Minnesota, it may be safely grown in almost any part of the United States.

622. Late Mammoth. Rather late, producing the largest ears of any variety; often 14 inches in length and filled with large, broad, white kernels which are sweet, tender and delicious. Usually there are 16 to 18 rows to the ear. The stalks are very large.

CUCUMBER



Northrup, King & Co.'s Sterling Cucumber.

Culture. Plant the seed $\frac{3}{4}$ of an inch deep in hills 4 to 6 feet apart each way, according to the variety, about corn planting time, allowing 10 seeds to the hill. As soon as the plants commence to run, remove all but 3 or 4 of the most promising ones in each hill. Cultivate frequently as long as the vines will permit. The seed may also be started in old berry boxes by placing them in the hot-bed. When the weather is suitable—settled and warm—remove the box as the plants are placed in the garden. The fruit should be gathered as soon as large enough for use; if it is not, the productiveness of the vines will be permanently injured. One ounce required for 60 hills; two to three pounds per acre.

625. Northrup, King & Co.'s Sterling.

Will be found to possess the following points of superiority:



First. It is the earliest white spine Cucumber, suitable for table, market or shipping purposes, under all conditions of culture, whether under glass or in the open ground.

Second. It is one of the greatest producers of all varieties; and at all stages of growth is the handsomest and most attractive of all American sorts.

Third. It is of a very deep green color, which it retains during a much longer period of growth than any other variety, while in symmetry of form it is so regular, so uniformly one like the other as to create comment wherever it is seen.

Fourth. The quality is superb, being exceedingly brittle and crisp. The flavor is delicate and entirely devoid of the bitter taste so frequently noticed in other varieties.

Fifth. As a shipping Cucumber, the "Sterling" cannot be surpassed, as it holds up in color and quality better than any other variety.

635. Ak=sar=ben. One of the finest strains of white spine Cucumbers; vigorous and prolific. Fruit is uniform in size, averaging eight to ten inches long, dark green in color and handsome in appearance.

640. Boston Pickling. Very productive, grown largely for pickles. Fruit medium sized, very smooth, bright green.

645. Chicago or Westerfield Pickling. Fine for market gardeners. Medium length, pointed at each end; has large spines, deep green, very prolific. Good for pickling.

650. Cool and Crisp. A strain of white spine similar to the Arlington but larger. Fruit long, cylindrical, dark green. Fine for table use.

655. Davis Perfect. A carefully selected strain of Extra Long White Spine, suitable for both greenhouse and outdoor culture. The fruits are of large size, splendid quality and fine color. The flesh is tender, brittle and of excellent flavor. A favorite for market use.


For illustration see following page.

660. Early Frame or Short Green. Used for table and pickling. Very productive. Fruit straight, bright green.

662. Early Fortune. An excellent white spine variety. Early, very productive and disease resistant. Fruits average nine inches long; flesh white, very firm, and crisp. Color, rich, dark green.

665. Early Green Cluster. Fruit small, grows in clusters of two or three, very prolific, short, dark-green.

"The home and community garden has come to stay. Those who have undertaken the work as a wartime measure will continue it now that victory has been won. Gardeners have learned the advantages of cheaper vegetables, better quality and greater freshness, zest and healthfulness in gardening as a recreative occupation, and the growth of community spirit and action through a common ground of interest."



Boston Pickling Cucumber.

"A plentiful supply of cucumbers, lettuce, radishes, parsley, mushrooms, celery, thyme, and similar products will give zest and relish to dishes which have little individual flavor of their own."



Northrup, King & Co.'s Extra Long White Spine Cucumbers.



630. Northrup, King & Co.'s Extra Long White Spine.

(Sold only in sealed packages.) An extra fine variety for either greenhouse or open ground. It grows to a large size in a very short time and commands fancy prices on account of its fine form and appearance. The above illustration is an interior view of a greenhouse in which this variety is grown during the Fall and Winter, with the most satisfactory results.

CUCUMBER



White Spine, Evergreen
Cucumber,
Northrup, King & Co.'s
Special Strain.

705. White Spine, Improved. Large, handsome, uniform fruits. Crisp and of fine flavor.

710. White Spine, Peerless.

Larger than the Improved, but not quite so early.



668. Green Prolific. Very productive, planted both for slicing and pickling. Fruit from 12 to 16 inches long when large enough to slice.

670. Improved Arlington White Spine. The fruit is uniform in size and shape averaging 7 to 8 inches long. Color dark green, quality excellent and contains but few seeds.

675. Japanese Climbing. A vigorous grower, can be trained on a trellis. Fruit from 12 to 16 inches long, dark green and smooth. Flesh pure white, crisp and tender.

680. Klondike. One of the best varieties for slicing. It will produce handsome, very dark green fruits slightly striped at the ends, equal in appearance to hot-house specimens. A white spined cucumber of medium early maturity, fruits averaging about eight inches in length and two inches in diameter, uniform in size and shape.

The vines are very hardy and productive and continue long in bearing. Market gardeners find this variety especially desirable because it retains its dark green color much longer and is less affected by the hot sun than most other sorts. Much used as a shipping cucumber, but is also adapted for the home garden.

685. Long Green. Produces dark-green fruit from 10 to 14 inches long. Flesh solid, crisp and of fine quality. Fine for slicing and pickling.

690. Northrup, King & Co.'s Pickling. It would be difficult to "make to order" a better pickling cucumber than this. Fruit is medium length, pointed at each end; color deep green. It is very productive. Flesh, crisp and tender, and covered with spines. The best sort for those who like a crisp, tender pickle.

695. Northrup, King & Co.'s Siberian. The earliest. Fruits are small, being about 3 inches in length and 1½ inches in diameter. Plants productive and fruits of excellent quality.

As soon as cucumber plants are out of the ground, watch for insects that feed upon the leaves. Be prepared to combat these pests with dust or liquid sprays. Use "SLUG SHOT" or "SURE NOXEM"

697. West Indian Gherkin or Burr Cucumber. Small, oval, green fruits about two inches long. They are covered with soft, fleshy spines. This variety is used only for pickling.

700. White Spine Evergreen. Northrup, King & Co.'s Special Strain. A fine strain, bearing blue green fruit, often from 10 to 12 inches in length, smooth, round and of fine quality. Especially recommended for hot-bed culture. The seed we offer has been taken from fruit selected for its ideal form, uniformity in size, shape and color and general appearance. A very satisfactory variety in every way.



Northrup, King & Co.'s
Pickling Cucumber.

It is convenient to select garden seed from the Northrup, King & Co. packet seed case displayed in your dealer's store. He can also obtain larger quantities of this reliable seed for you. If for any reason he cannot supply you, write directly to us.

EGG PLANT.



Culture. Egg Plant seed should be sown in hot-beds in March or April and transferred to pots or boxes when an inch or two high and planted out early in June in rows 2 1/2 feet apart each way, cultivation same as for cabbage. One-fourth pound seed will provide plants for one acre.

715. Northrup, King & Co.'s Improved New York Spineless.

The handsomest type and most perfect strain of Egg Plant in existence. The plants are stocky and low branching, stalks entirely free from spines, and produce continually handsome, deep purple fruits of largest size and most perfect symmetry. The plants usually bear eight to ten immense fruits of the finest quality before being killed by frosts.

716. Black Beauty. A little earlier than our Improved New York Spineless but usually not quite so large. The skin is a rich, lustrous dark purple. Very desirable for the market as the fruit holds its rich coloring a long time.


ENDIVE.

This plant furnishes an attractive and appetizing salad for the Fall and Winter months, or by repeated sowings a supply may be had nearly all the year round. Useful in flavoring soups, stews, etc. Makes delicious greens if cooked like spinach.

Cultivation same as for lettuce. The bleaching of Endive is brought about by drawing the leaves together into a head and tying them. This should be done a month before it is wanted for table use.

One ounce of seed required for 100 feet of row.

718. Broad Leaved Batavian. Leaves are broad, thick, green, more or less twisted and waved, with white mid-ribs. It forms large hearts, which when blanched, form one of the best winter salads. Crisp, tender and fine flavor.



Northrup, King & Co.'s Improved New York Spineless Egg Plant.

720. Green Curled. Leaves finely cut.


725. White Curled. Very beautiful, leaves need no blanching.

739. GARLIC.

About 250 lbs. required per acre.

Garlic is a perennial plant with a bulbous root and belongs to the Onion family. It has flat leaves and the bulb is composed of several parts or bulbels similar to those of a multiplier onion set. Garlic has a strong penetrating odor and flavor and is highly esteemed for flavoring soups, stews, etc. We cannot offer seeds but can supply the bulbs or sets.

Prepare the ground as for onions, separate the sets and plant them in drills eight inches apart and four to six inches apart in the drill, covering two inches deep. Cultivate like onion sets. When the leaves turn yellow, pull up the bulbs and dry in the shade.



Kale or Borecole.

KALE or BORECOLE.

Culture. More hardy than cabbage and makes excellent greens. Improved by a touch of frost. Sow in May and June, cultivate same as cabbage.

740. Dwarf Curled Kale. This is more hardy than cabbage and makes excellent greens for Winter and Spring use. The leaves are curly, bright green, very tender and delicate in flavor. Sow seed in May or June, transplant in July and cultivate same as cabbage. For early Spring use sow in September; protect over Winter with a covering of straw or litter.

742. Tall Green Curled. Grows up to three feet high, bearing long, light green leaves, finely curled at the edges. Extremely hardy, being improved, rather than injured by a moderately heavy frost.


KOHL RABI.

Culture. Sow the seed in the Spring in drills 3/4 of an inch deep and 2 feet apart and when the plants are a few inches high thin to 15 inches. Cultivate same as beets. Bulbs grow above ground. Root should be stripped and cooked like turnips. Kohl Rabi has a much sweeter and finer flavor than the turnip. Sow in June for Fall use.

Two pounds of seed required per acre.

745. Early White. Very early, small, handsome, white bulb. Best early variety for the table.

746. Early Purple. A very desirable sort for forcing or early outdoor planting. Bulbs are of medium size, purple, flesh white. Very early, with small top, the leaf stems being tinged with purple.



White Curled Endive.

LEEK.

Culture. Sow seed in early Spring in rows 1 foot apart and 1 inch deep. When 6 inches high, transplant 4 to 6 inches apart in rows 12 inches apart, setting the plants in the ground up to their center leaves and as they grow draw the soil up around them. This process tends to bleach the Leek and to make more palatable the edible portion. Seed required per acre, 4 lbs.; 1 oz. for 100 feet of drill.

750. Large American Flag. or "Broad London." A large growing variety.

MUSTARD.

Culture. When used for salads, sow thickly in shallow drills, 6 inches apart. Successive sowings may be made every week or two. When grown to produce seed for use in pickles, pepper sauce, etc., sow early in rows a foot apart and 3 inches apart in the row.

753. Smooth Leaved. Bears large, smooth leaves, well above the ground. Plants grow quickly, upright when young and spread out with age. More easily prepared for table than the rough sorts.

755. Southern Giant Curled. Used largely for salad, especially in the South.

757. White Mustard. Makes delicious salad or greens.

OKRA or GUMBO.


Culture. Sow the seed thickly in rich ground as soon as the ground has become warm, in drills 3 feet apart and one inch deep. Thin out to ten inches apart and cultivate freely.

760. Mammoth Long Podded. Exceedingly productive and bears splendid dark green pods from eight to nine inches long. It does not grow hard.

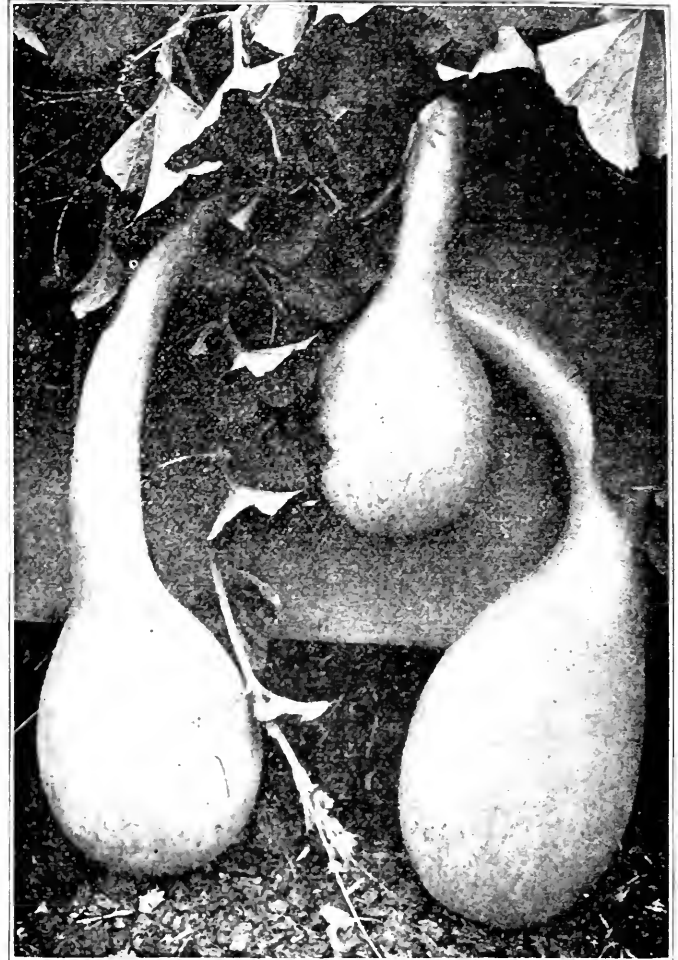
762. Dwarf Green. Grows low but stocky and is very productive.

763. Long Green. The plant is dwarf, but pods are long and tender.

764. White Velvet. The plants are about three and one-half feet high, early maturing and very productive. The pods are white, long, smooth and are tender until nearly full sized.



Leek.



GOURDS.

Desirable where an immense amount of vine is wanted quickly. Fine for a screen. Fruit is unique, ornamental and often useful. It will keep for years when properly ripened. Plant after ground has become warm, in rich soil.

726. Apple. Apple shaped.....	Pkt.,	5c.
727. Calabash. For pipes.....	"	10c.
728. Dipper. Very useful.....	"	5c.
729. Hercules Club. 4 feet long.....	"	5c.
730. Nest Egg. White like an egg.....	"	5c.
731. Orange Shaped. Round, yellow.....	"	5c.
732. Pear Shaped. Striped.....	"	5c.
733. Sugar Trough. Very large.....	"	5c.
734. Dish Rag. Handy for the kitchen.....	"	5c.
735. Mixed. All varieties except Calabash and Dish Rag.....	"	5c.
736. Small Varieties. Mixed.....	"	5c.
737. Large Varieties. Mixed.....	"	5c.

MUSHROOMS.

Lambert's Pure Culture Spawn. Lambert's Pure Culture Spawn is far superior to the old style varieties and much better results can be obtained from its use. With every order of Mushroom spawn we send free of charge complete instructions for Mushroom culture. Bricks weigh from 18 to 24 oz. A brick will spawn ten square feet of bed. With Lambert's Pure Culture Spawn it is impossible to raise poisonous Mushrooms. Price, per brick, 30c; or postpaid 40c. By express or freight, 10 bricks, \$2.50; 25 bricks, \$4.75; 100 bricks, \$18.00.



Mushrooms grown from Lambert's Pure Culture Spawn. Brick of Spawn shown below.

LETTUCE

Culture. Sow in the house or in frames any time after March 10th; if put outdoors, as early in the Spring as ground can be worked and at intervals of two weeks until June 1st. Soil should be a rich sandy loam with plenty of humus. Rows to be 1 1/2 feet apart, plants two inches apart in row after thinning. Two ounces of seed will sow 150 feet of row, 4 to 5 lbs. required per acre. For later treatment see note at foot of page 21.


HEADING VARIETIES.



765. Northrup, King & Co.'s "Sterling."

This Lettuce delights all who grow it. It is equally suited for the market gardener and for the private planter. The market gardener will find that this Lettuce will command a premium over other sorts on account of its appearance and quality, while for private gardens no other Lettuce approaches it for table use. For salads it is unequaled.

Our Sterling Lettuce comes under the "crisp heading" class. The plants attain quite a large size, but are never coarse. The outer leaves are of a beautiful green, changing toward the center of the head to a rich golden yellow. In flavor it is extraordinarily sweet and crisp, and is of such beautiful appearance and superior quality as to cause universal remark. We never give the name "Sterling" to a variety that is not the very best of its class, and purchasers may rely on finding this Lettuce the best they have ever put on the table.



Northrup, King & Co.'s Sterling Lettuce.



770. Northrup, King & Co.'s Market Gardeners. This is one of the very best of the "butter" head Lettuces. It is a very great favorite with market gardeners and holds the lead in point of popularity.


785. Big Boston. A large heading, forcing sort, very hardy and vigorous, with broad, comparatively smooth, thin and very hard, bright green leaves. Quite tender. Indoors this forms a solid head, while outside it is less distinctively a heading sort.

787. Black Seeded All Seasons. This variety is of very attractive appearance, having large, pale green leaves and a large, round head of splendid quality. Very crisp and tender, having that "buttery" quality so much liked. It resists heat exceptionally well, and as its name implies may be grown in the open from early until late in the season.



Black Seeded Tennis Ball Lettuce.

780. Black Seeded Tennis Ball. One of the best for forcing or early outdoor planting. Plants medium size, having thick, dark green leaves. When grown, forms solid heads which are crisp and tender.



Crisp as Ice Lettuce.

795. Crisp as Ice. The heads are large and very solid. When cut open they have a rich, creamy heart and are so tender and brittle as to warrant the name, "Crisp as Ice."

800. Deacon. OR SAN FRANCISCO MARKET. While this sort does not grow so large as some kinds, it has few outside leaves, grows very solid, and has that delicious, buttery flavor so much sought for and esteemed. The center of the head blanches to a bright yellow shade and is very crisp and tender, remaining so for a long time, even in hot weather. One of the finest sure-heading summer sorts.

810. Golden Queen. An early sort. One of the best for outdoor planting, as well as growing under glass. The color is a beautiful golden yellow. The heads are so solid that there is no waste.

820. Iceberg. Has an unusually solid head. The white, main ribs of the leaves curve toward the center, and keep the interior thoroughly bleached. It is quick growing and always crisp and tender whether propagated in early Spring or in the hot days of Summer.



May King Lettuce.

790. California Cream Butter. Forms round, crisp, solid heads, of buttery flavor, medium early. One of the best summer varieties of head Lettuce.

LETTUCE

HEADING VARIETIES.



Prizehead Lettuce.

835. Prizehead. A large loose headed, thin leaved sort. The very large leaves are crimped, bright green, tinged on the edges with reddish brown and are crisp and sweet.

838. Wayahead. A very early, firm heading sort, of fine appearance and quality. The heads are larger and tighter than other earlies. Outer leaves light green, under leaves are blanched to a buttery yellow tint.

839. New York or Wonderful. Produces immense heads, solid as a cabbage. The heart blanches beautifully, being crisp, tender and delicious. A robust variety, roots deeply and therefore can resist hot, dry weather. Outer color is a distinct apple-green. Extensively grown all over the country, it is especially popular in California where it is known as Los Angeles Lettuce. A desirable standard summer Lettuce.

845. Salamander. A very bright green and attractive variety. It forms large, solid heads of thick, smooth, very tender leaves of the finest quality. The leaves are broad, thick, somewhat crumpled and closely overlapping so that the inner ones are very finely blanched. It withstands hot weather remarkably well and can be planted any time during the Summer. One of the best head Lettuces to grow out-doors. Also remains long in head before going to seed.

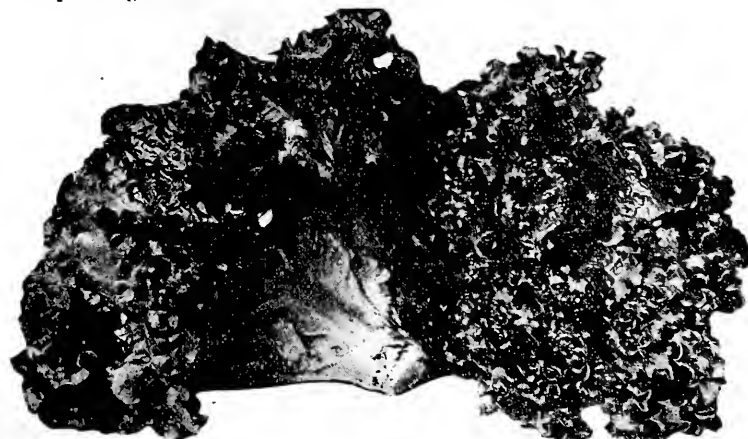
846. Mammoth Black Seeded Butter. An enormous, compact, cabbage-like, head Lettuce, which is tender, crisp and sweet. The leaves are thick, yellowish-green and the inner ones are beautifully blanched. It is a good sort for all seasons.

Fertilizers for Lettuce.

To grow the best tender Lettuce it is advisable to have a very rich, friable soil. The quality of this vegetable is largely dependent upon the rapidity with which it is grown, therefore liberal manuring and thorough preparation are profitable. We recommend for this purpose, Northrup, King & Co.'s Sterling Garden and Lawn Fertilizer and Sheep Manure, listed on page 93.

LOOSE LEAVED VARIETIES.

815. Grand Rapids. The most popular variety for greenhouse planting. It will make a quick growth even under adverse conditions. It is of handsome appearance, a strong grower and not subject to rot. When exposed for sale it keeps from wilting longer than other varieties. Its upright habit of growth permits close planting.



Grand Rapids Lettuce.


825. Improved Hanson Head. The Hanson is one of the most valuable of the crisp heading sorts, in all respects one of the very best out-door varieties for both the professional and amateur gardener. This variety is very hardy and will stand extremes of weather better, perhaps, than any other of the "crisp heading" sorts.

In color it is of an attractive green. The head, which attains a large size, is hard, tender and crisp, with a blanched appearance in the center.

The table quality is excellent, wholly free from bitterness and remains in splendid condition for use long after it has reached maturity.

830. May King. An unequalled variety for early spring planting in the open ground, exceptionally early, attaining a size suitable for use before other sorts. Also good for forcing. It is extremely hardy and very quick growing. The plants grow six to seven inches in diameter, with the outer leaves folded closely, forming the plant into a solid head. The outer leaves are light green, slightly tinged with brown; the inner leaves are bright yellow and of a fine, rich, buttery flavor. Each head will weigh nearly a pound on the average.

837. Tenderheart. A large, new, early head Lettuce. Plants are uniform, and nearly all head with but few outside leaves. Very attractive and appetizing as well as being very tender, crisp, succulent and sweet. Tenderheart is very hardy and will withstand the early summer heat splendidly. Will remain in head without running to seed, for two weeks after it is fully headed up. The color of the outside leaves is pale green with a slight reddish brown tinge.



Improved Hanson Head Lettuce.

775. Black Seeded Simpson. One of the best, either for forcing under glass or for open ground culture. It forms large, thin, loose leaves of light green color, very tender, crisp and of fine quality. A fine sort for Summer, as it withstands the heat; also for the home garden.

805. Early Curled Simpson. A popular sort, free from bitterness; forms large, loose heads.

ROMAINE, COS OR CELERY LETTUCE.

817. Paris White Cos. A very distinct variety of Lettuce, having large, elongated, compact heads, that blanch mild and crisp. The plants are of erect growth, forming a tall, slightly oblong bunch of large, crisp leaves.

Culture for Head Lettuce.


Assuming that the Lettuce plants have been started as suggested at the top of page 20, they should be transplanted as soon as they begin to crowd. Place them six inches apart in the row in extra rich soil and if the sun has become very hot, it will be best to furnish partial shade. Keep the soil well cultivated around the plants to destroy weeds and preserve a soil mulch. Water frequently during dry weather.

When the heads start to develop work up the soil around them so as to induce close, compact growth. As soon as the outside leaves are large enough they should be brought together and tied over the top with raffia. This should be done more loosely than with Cauliflower and the plants must be closely watched so that they can be used at the right stage of development. Tying the heads in this manner helps to blanch them and make them deliciously tender and crisp.

MUSKMELON

Rocky Ford Cantaloupes.

This Melon is just the right size to serve in halves and its delicious flavor makes it ideal for that purpose. The profits to be derived from growing these Melons are very large when proper soil, seed and cultivation are used. Perhaps the most important consideration is the seed to be planted. We are offering below the three best strains of Rocky Ford Cantaloupe, each of which has been bred with a particular point in view. Earliness, rust resistance, netting and solid meat are highly important characteristics which have been secured by the persistent efforts of Melon breeders in the varieties we offer.



Netted Rock.

916. Rust Resistant Pollock. This type is the highest development, both as to netting and rust-resistant qualities, yet attained in the Rocky Ford Cantaloupe. When vines of some varieties are entirely killed by rust and blight within two weeks after the shipping season, these vines are green and continue to blossom and set fruit until frost. The Melons run very uniform in size and the exceptionally heavy netting is laced and interlaced over the entire surface, making it an ideal shipper. The flesh is green, shading to salmon about the seed cavity which is unusually small. The meat is solid and fine grained, flavor unexcelled. While a few days later than the Early Watters, it is more prolific. Desirable where there is an excessive rainfall.

917. Netted Rock. This strain represents the highest possible attainment in Cantaloupe development. It is undoubtedly the heaviest meated Melon of the Rocky Ford type. It produces Melons of uniform standard size, 90 per cent of which are completely covered with a beautiful gray, lace-like netting which with the small seed cavity, are the most essential points in carrying and keeping qualities of the Cantaloupe. The flesh is green, tinged with a delicate salmon pink around the seed cavity, which is the smallest of any strain of Rocky Ford. The flesh is firm but not tough or stringy, and has a sweet, luscious, melting and superb flavor.

918. Early Watters, Improved. The earliest of all the Rocky Ford Cantaloupes. It is prolific and usually the first setting is very heavy, most of the fruit ripening at the same time. It is of fine shape and size and inclined to run to solid netting. The flesh is light green and of the best quality. The seed cavity is larger than in the other strains, and does not make as good a shipper, but for home use is very desirable. Not recommended for sections having excessive rainfall as the vines are inclined to rust, but where early Melons are an object or for dry localities, or under irrigation it is the most valuable Cantaloupe.

919. Improved Pollock or Eden Gem. This Melon is the earliest of the solid net type and very prolific. The color of the flesh varies from green to golden yellow, solid, fine grained and of the finest flavor. This variety is rapidly growing in favor with shippers and is equally desirable for the home garden.

921. Salmon Fleshed Rocky Ford. This variety has rapidly grown in favor. The flesh is a rich salmon color and fine grained. The seed cavity is unusually small, which accounts for its superior shipping qualities. Very desirable for the home garden.

To make it most convenient for the largest number of people arrangements have been made with many thousands of dealers to carry in stock or secure for their customers any quantity of any kind of seed listed in this catalogue. If your merchant cannot fill your orders, write to us.



915. Northrup's Yellow Meated Japan.

This is by far the finest, most luscious and pleasing Muskmelon ever grown. The vines are hardy, permitting earlier planting, very prolific, and produce very large fruits, nearly as early as the smaller varieties. The Melons are nearly round, not deeply ribbed and covered with patches of netting. The skin is yellowish white when ripe. The crowning feature of this Melon is found in the thick, melting, delicious, salmon-colored flesh. It is extremely rich, sweet and highly flavored. We know of no other sort which will give as great satisfaction as our Yellow Meated Japan Muskmelon.

Culture. Muskmelons delight in moderately rich, light, warm, mellow loam. The seed should be planted in the Spring upon the arrival of settled warm weather. Plant seeds 1 inch deep in hills, 4 to 6 feet apart each way, and as soon as the plants begin to run, remove all but 4 of the most likely ones.

Cultivate and keep free from weeds until the vines prevent. Two to three pounds of seed required per acre.

912. New Melon, Honey Dew. Honey Dew is a new type of Melon. It is not a Cassaba, the seed cavity being like the ordinary Cantaloupe. The color is dull white when ripe, size about six inches in diameter from top to bottom and seven to eight inches long, all Melons being nearly the same size. Weight averages eight to ten pounds.

The Honey Dew Melon has no netting, but the rind though thin, is very tough and so close that the excellent flesh is practically sealed up and it keeps in fine condition for two to three months after the crop is gathered. Color of flesh, a rich green from close to the rind to the seed cavity and the flavor delicious to all who enjoy a good Melon. It has the sweetness of honey and the freshness of morning dew.

We recommend sowing the seed in the northern states in pots or cold frames after April 15th, so that established plants may be ready for setting in the open ground June 10th to 20th.

997. Cassaba Melon. Cassaba Melons are a little different from both Muskmelons and Watermelons. The skin is smooth and hard, flesh extremely tender, rich, sweet and juicy.

930. Early Netted Gem. Slightly oval in form; finely netted, being a light golden hue when fully ripened. Flesh light green in color, melting and luscious in flavor, ripens close to the skin.

935. Emerald Gem. Very early. A richly flavored Melon, salmon colored flesh which is almost crystal in appearance, the flavor being rich, very sweet and luscious. The skin is quite smooth, and of a beautiful deep green color. This variety is very prolific and is one of the most valuable sorts in cultivation.


940. Extra Early Citron or Early Nutmeg. A standard and well known variety. Fruits are round, 6 to 8 inches in diameter, ribbed and netted. Flesh is thick and pale green in color, very sweet.

945. Extra Early Hackensack. Fruit attains a good size, weighing four to six pounds each. The Melons are round, heavily ribbed; skin is green and thickly netted; flesh is light green, of delicious flavor, rich and sugary. It is also a luxuriant, healthy grower, and exceedingly productive. The earliest of all large netted Melons.

950. Hackensack. Fruit very large, round, heavily ribbed and netted. Flesh green, thick, coarse, very sweet and fine flavor. Hardy and very productive.

A garden this year is just as important as it has been. Make it worth more to you than it has in the past. Good seeds, good soil and proper cultivation will do it.

970. Osage or Miller's Cream. Fruit medium sized, oval, slightly ribbed, dark green in color, banded with lighter streaks, covered more or less with shallow netting. The flesh is deep salmon color and very thick, there being but a slight cavity in the center of even the largest fruit; the quality is exceptionally fine. A favorite variety for the later markets. We have taken a great deal of pains to develop the thick, deep, rich colored and fine flavored flesh of this sort.



Osage or Miller's Cream Muskmelon.

975. Paul Rose or Petoskey. Combines all the good qualities of the Netted Gem and Osage, the varieties from which it originated, possessing the sweetness of the latter with the finely netted appearance of the Gem. Fruit oval, about 5 inches in diameter, shape and general appearance similar to the Netted Gem, of a light green or faint golden hue when fully ripe. Firm flesh, a rich orange red like the Osage, but even sweeter and higher flavored; ripens close down to the rind, with small seed cavity; the most uniformly good of any Muskmelon grown. Best shipper, just the size for hotel and table use. Really has no equal as a market Melon for professional growers and one of the very best sorts for the home garden.

WATERMELON



Northrup, King & Co.'s Klondike Watermelon. The Earliest Watermelon Grown.

Culture. The soil for Watermelons must be light, rich and sandy, for if grown on a heavy soil the quality will be poor, and they will not be so early. When there is no more danger of frost, drop 8 to 10 seeds in hills 8 to 10 feet apart each way, covering about $\frac{3}{4}$ inch deep. As soon as plants commence to run, thin out to 3 best plants in a hill and cultivate until the vines cover the whole ground. If slow to fruit, pinch off the ends of the growing shoots. Ashes or air-slacked lime sifted on the young plants while dew is on is good to keep the insects out. One ounce will plant about 30 hills, and it takes 4 to 5 pounds to one acre.

850. Northrup, King & Co.'s Klondike.

The earliest. The great objection to extremely early Watermelons has been their inferior quality. This has been entirely overcome in the Klondike, which is not only remarkably early, but as sweet, delicate and melting in flavor as any variety grown. Flesh is of a deep scarlet. Rind thin, and on this account is not a particularly good shipping sort, but is emphatically the variety for home use and sale. Will ripen in altitudes where it has not been thought possible to mature a good Watermelon.



855. Northrup, King & Co.'s Kentucky Wonder.

One just cause for criticism of many of the new Melons is that, for the most part, they have been, at the best, slightly improved strains of some old and well known sort. This cannot be said of Kentucky Wonder. It is distinct, and the Melon itself proves it. Oblong shape, attaining a good size; skin dark green and beautifully marked. Flesh a beautiful rich scarlet color, crisp, rich, sugary, always firm and solid, never mealy or tough.

865. Fordhook Early. An extra early Watermelon of large size. The rind is tough, making it desirable for shipping purposes. Flesh is bright red and very sweet.

867. Golden Honey. The flesh is a beautiful glistening amber yellow, very tender, and has a most delicious flavor. It is medium early, of uniform large size, oblong shape and of handsome appearance. The rind is light green, with mottled stripes. Any prejudiced against a yellow-fleshed Melon, will disappear once the Golden Honey is tasted. Has no hard core or stringy sections. Rind is thick and seeds are large and white, some having a small black tip.

870. Harris' Earliest Watermelon. Sweetest, largest and best shipping early Melon. Melon is oval to oblong; beautifully striped with green and gray; bright red flesh, which is sweet, tender and delicious. It is the Melon for everybody to grow who wants to be first in the market with fine large Melons weighing 20 to 30 pounds.

875. Ice Cream or Peerless. Rind thin, light mottled green. Flesh bright scarlet solid to the center. Sweet as honey.

880. Kleckley's Sweets. The finest of all medium early Watermelons for home use. The rind is too thin and tender to stand long distance shipment. The fruits are uniform in size, oblong in form; the skin is a rich dark green; the flesh, bright scarlet; the seeds lie close to the rind, leaving a very large, solid, red core. The flesh is rich, sugary and melting, being entirely free from stringiness.

885. Kolb's Gem. Very large, slightly oval, striped with light and dark green. Rind very hard and firm. Flesh bright red, solid, coarse grained, but tender and sweet.

895. Phinney's Early. Very early, quality good; hardy. Bears abundantly, medium sized, oblong melons with thin, smooth rind; flesh pink and tender.

900. Sweetheart. Remains in condition for use longer than any other sort. Fruit early, large, oval and very solid. Flesh bright red, tender and sweet. Rind thin, but strong, making it a good shipper.

905. The Dixie. This Watermelon is the best shipping Melon grown, being even larger, earlier and far more productive than the Kolb's Gem, which has heretofore been considered the best Melon for shipping.

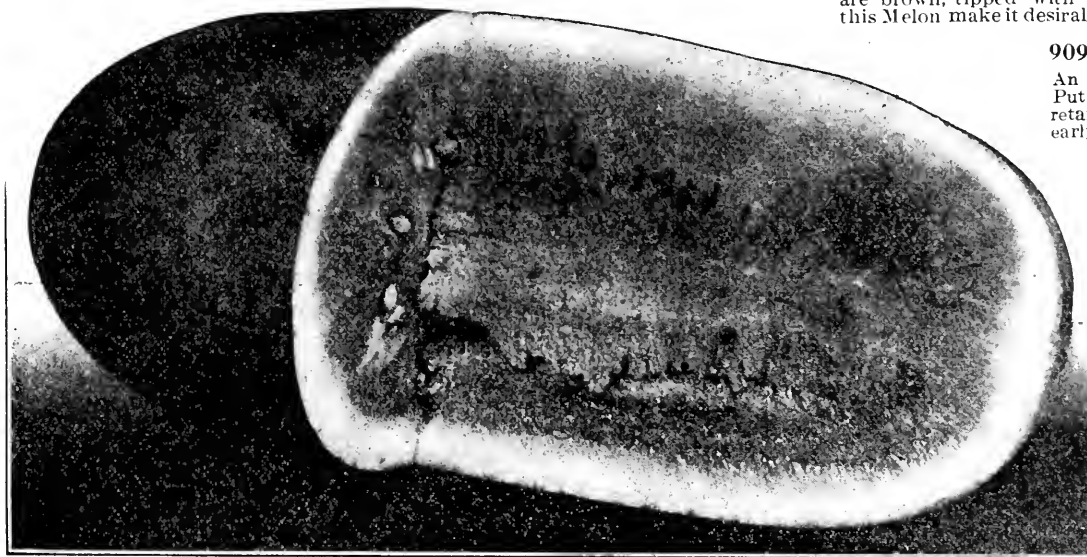
908. Tom Watson. A large, oblong Melon, the skin of which is dark green, with thick netting on the entire surface, quite distinct from other varieties. It averages 18 to 24 inches long and 10 to 12 inches in diameter and weighs 50 to 60 pounds. The rind is thin but tough and flesh a bright, attractive red color, crisp, sweet and delicious. The heart is large with no core. The seeds are brown, tipped with white. The appearance and quality of this Melon make it desirable for both home and market use.

909. Winter Queen Melon.

An exceptional melon for fine keeping quality. Put in a cool place it keeps long into the winter and retains its delicious sweetness and flavor. It is early and prolific; the flesh is red, firm, almost as hard as citron, brittle and deliciously sweet. The skin is very light green, almost white, and its shape is round about 10 inches in diameter. Very pleasing to those who want a winter variety. Like the Casaba it should not be eaten right off the vine, but be allowed to lie around until the first sign of decay. It decays slowly like an apple, not like other watermelons.

910. Citron for Preserves. Fruit round and smooth. Is not eaten raw, but is used for making a very clear, transparent preserve of peculiarly fine flavor. Flesh, white and solid.

Over 20,000 dealers throughout the Northwest handle our seeds, many of these dealers carry a stock of our bulk garden seeds. Others whose sales are not so large, handle our seeds in packets which are displayed in the Sterling Seed Case. You may be assured of the same quality whether you buy by bulk or packet.



Kleckley's Sweets Watermelon.

1000. Northrup, King & Co.'s
Minnesota Red Globe.



This beautiful strain of Red Globe Onion surpasses all others in earliness, productiveness, perfection of shape, uniformity of size, richness of color, and long keeping qualities.

For years we have been patiently working to improve our Red, Yellow and White Globe Onions, not only by reducing the size of the neck, but also rounding off the projecting bottom, while at the same time giving due attention to the shoulder of the bulb. This has resulted in a true globe-shaped Onion of great solidity and long-keeping qualities; the very small neck not only prevents water-logging, rot and shrinkage, but also insures early maturity and perfect ripening down.

The color of Minnesota Red Globe is a deep blood-red, extra dark, while the surface is smooth and glossy. The flesh is white, tinged with light purple, fine grained and unsurpassed in flavor.

Many of the largest growers in the United States have annually used our Minnesota Red Globe Onion seed for more than a decade, convinced that Northrup, King & Co.'s strain is unequalled for the North.


For a long time Onions have been the biggest money-making crop for the farmer. It is true that the Onion market has its ups and downs, like all produce, but at the average price of about 65c per bushel in the Autumn, and the ordinary yield of 400 to 500 bushels per acre, onions yield highly satisfactory returns to the grower. One often reads glowing accounts of enormous Onion profits, yields of 600 to 1,000 bushels are not unknown. With intensive cultivation, experience and skill these yields are within the reach of all in a normal year.

Everywhere globe Onions bring the best prices and since our Minnesota Red, Yellow and White strains are the most highly developed of all globes we confidently recommend them to growers who want Onions that will top the market.

A sound, well-ripened Onion crop can be put away in the Autumn and held for 6 to 8 months under suitable conditions with a shrinkage of not much more than a pound per bushel per month. Experienced growers are careful, however, to plant a select strain of seed which has been bred to produce long-keeping, perfectly ripened bulbs. Consequently the demand for our Minnesota strains is continually increasing; many growers now place their orders a year in advance.

Prices for Northrup, King & Co.'s Minnesota Red Globe Onion are given in the Supplement.


This variety is early, productive, rich in color and of uniform size.



Northrup, King & Co.'s Minnesota Red Globe.

ONION RED VARIETIES

For culture of Onions see foot of page and note on page 26.



Large Red Wethersfield.

1085. Southport Red Globe.

In all markets, globe Onions are in greatest demand, being of such shape there is practically no waste. The Onion which is perhaps the best known throughout the United States is the Southport strain. The Red Southport is perfectly globe-shaped and very handsome in color. The Onions measure from two and a half to three and a half inches in diameter, and are very uniform both in size and shape. Our seed has been selected to thin neck plants which ripen down to a hard, solid ball, producing the largest proportion of marketable Onions. They are also good keepers. The globe varieties, as a rule, yield the largest crops, from 800 to 1,000 bushels an acre being reported frequently. The Red Globe meets with the greatest demand in the Northwest.

1025. Large Red Globe.

A handsome, dark red, globe-shaped Onion. It averages three inches in diameter and nine to ten ounces in weight. The bulbs have thin necks, which ripen down forming a hard, solid, globular bulb. This is a fine strain which will please all who grow it.

1015. Large Red Wethersfield.

Very popular, a sure and heavy yielder; the best keeper, grows to an immense size, solid, oval-shaped flattened on top; skin purplish red, smooth and glossy; flesh white, slightly tinged with pink, strong flavored. The best variety for poor or dry soil.

1020. Extra Early Red Flat.

A medium sized flat variety, good yielder. Ready for use about two weeks earlier than Large Red Wethersfield. Fine grained and mild in flavor. Very desirable for early marketing. Best where seasons are very short. Good keeper.

1105. Red Bermuda.

Bulbs of this variety are similar in form and early ripening to the Bermuda White, but grow larger in size, ranging from three to four inches in diameter; very flat and of a light pink color. The flesh is white, slightly suffused with pink.

Culture.

Soil for Onions should be rich in humus and plant food. Fresh stable manure and barnyard litters are entirely out of place on the Onion field. They are usually loaded with weed seeds and will interfere very much with tillage. Compost heaps will destroy the weed seeds and put the manures in such condition that they will readily mix with the soil. Manure from sheep sheds or pig pens applied with a spreader before the ground is plowed in the Fall makes excellent fertilizer for Onions because it is usually comparatively free from litter and foul seeds. See page 26.

We especially recommend our Sterling Fertilizer for this crop. See page 93 for description. This should be applied at intervals during the season.

All vegetable and flower seeds sent prepaid except where otherwise noted.

ONION YELLOW VARIETIES.

1010. Northrup, King & Co.'s Minnesota



Yellow Globe. We have for years been working on the popular Yellow Globe Onion to bring it to the same degree of perfection attained by our Minnesota Red Globe and we now feel that we have succeeded in producing a type of Yellow Globe unequalled by any other strain in existence. It is a large globe-shaped Onion of the same general characteristics as our Minnesota Red Globe and should prove very satisfactory to the grower. If yellow Onions are preferred, try this strain.

1080. Northrup, King & Co.'s Prize Taker.



This Onion has become a great favorite on account of its large size and great solidity. It is perfectly globe-shaped, with straw colored skin; the necks are very small and the Onions always ripen up hard. An excellent keeper, exceedingly fine flavor, grows to an enormous size. Onions weighing five pounds having been grown from seed the first year.

1095. Southport Yellow Globe. Very similar to the Southport Red Globe, except that it averages a trifle smaller and matures a little earlier. The skin is a rich brownish yellow; the flesh white, crisp and fine grained. Great care has been given to the selection of our seed, so as to give uniformity of size, shape, small necks and heavy yield.

1120. Long Keeping Australian Brown Onion.

This remarkable Onion is of medium size, wonderfully hard and solid and most attractive for market, both in form and appearance. It is extremely early in ripening and makes no stiff necks or scallions. Every seed seems to produce a good-sized Onion, and the bulb begins to form very quickly when the plant is not over 3 inches high. Planted with the Red Wethersfield it will average nearly four weeks earlier, and ripen off more uniformly. It has the reputation of keeping indefinitely, and we think from its firmness and hardness that it will keep in good condition longer than any other Onion known. The color of the skin is a clear amber-brown. These Onions have been known to keep nearly a whole year in good condition, and on this and other accounts the strain will commend itself to onion set growers, who often lose heavily in carrying their crop because the sets do not "keep."

1035. Yellow Danvers Flat, or Round. Very productive, medium size, round, flat, early. Very reliable, small neck; thin, pale yellow skin. Flesh white fine grained and mild.


1040. Yellow Globe Danvers. The bulbs are large and globular, with very thin necks; rich orange-yellow color. An enormous yielder and a fine keeper. Flesh white and mild.

1045. Yellow Strasburg or Dutch.

Later, darker in color and more flat than Yellow Danvers Flat. Flesh pure white and of mild flavor. The best variety to grow for sets, and is a splendid keeper.

Quality.

The importance of high quality is especially emphasized in Onion Seed. The difference in yield between the best and ordinary seed may be 50 to 100 bushels per acre. Buy the best seed you can get. It will pay.




Southport Yellow Globe Onion.

Special Notice.

Those intending to sow one or more acres of Onion seed this season should

ask for special prices on large quantities of seed. Be sure to state varieties wanted and quantities of each.



Northrup, King & Co.'s Prize Taker Onion.

1093. Ohio Yellow Globe. A very desirable strain of yellow globe-shaped Onion. The main features which distinguish this strain from others are its distinct and attractive shape; handsome, bright, even color; ripens early and all at once; necks very small and cure down very close. The bulbs are firm, solid and keep exceptionally well during the Winter. The yield, size and quality are all that could be desired in a yellow globe Onion. Although this strain was first introduced in Ohio, the seed we offer is thoroughly acclimated and is suitable for northern conditions.

Fertilizers.

The two principal fertilizers for Onions are Nitrate of Soda and Muriate of Potash; the latter being used on muck lands. Nitrate of Soda furnishes the young plants with the most essential plant food, nitrogen, in soluble form. For fertilizers of all kinds see page 93.


Garden Tools.

We handle a full line of Planet Jr. Garden Drills and Cultivators, also weeders, hand cultivators, etc.



Yellow Globe Danvers Onion.

Booklet on Onion Culture. A 24 page treatise on Onion raising from seed to marketing. In concise, intelligent language it tells of soil selection and preparation, fertilizers and how to apply them, cultivation, varieties of seed to sow, the new Onion culture and methods of seeding, weeding, harvesting, storing, marketing and shipping. This little book has assisted many Onion growers to earn increased profits. If your dealer cannot supply you, we will send it free with orders when requested, or will send it by mail, post-paid to any address for 5c in stamps.



Ohio Yellow Globe Onion.

ONION WHITE VARIETIES.

Culture. Onions thrive well in any good soil, although very sandy soils are apt to dry out to too great an extent. Probably the very best soil for this purpose is old land that has been kept up to a high state of fertility and free from weeds, fall plowed and thoroughly pulverized in the spring.

Sow the seed early in the spring, about $\frac{1}{4}$ inch deep in rows 12 to 15 inches apart. It is tedious work thinning Onion plants so to avoid unnecessary labor it pays to plant seed of highest germinating qualities; then the seed can be sown a trifle thicker than the Onions are to stand and little thinning will be required.

In the case of large varieties, like Prizetaker and Mammoth Silver King, the young seedlings should be transplanted so as to permit the plants to reach full size and development.

As soon as the plants begin to break through the soil, pass over the rows with a wheel cultivator which works both sides of the row at once and throws a little soil away from the base of the plants and as soon as cultivated they should be weeded. Cultivate and hand weed every two weeks throughout the Summer as it is much easier to handle the crop in the Fall when entirely free from weeds.

One oz. of seed for 100 feet of row; 5 to 6 lbs. seed per acre.

1005. Northrup, King & Co.'s Minnesota White Globe.



White varieties are the mildest in flavor of any of the Onions and are, on this account, often preferred for family use. Our Minnesota White Globe is the most perfect in shape of any White Globe strain. Most White Globe stocks are marred by dark, rusty streaks. Our Minnesota White Globe is almost entirely free from this blemish and is the purest in color of any White


Globe type. This is in every way the finest White Globe Onion in existence. See Supplement for prices on Onion Seed and Onion Sets.

1090. Southport White Globe.

White Globe Onions command the highest market prices when they are true globe-shaped and free from stain. Our Southport White Globe Onion meets these requirements, having a thin skin of purest whiteness. The flesh is crisp, fine grained, very white and mild. As soon as ripe, the bulbs should be stored in a cool, dark shed or dry cellar.

1100. Crystal White Wax Bermuda.

This new variety is a large pure-white, flat Onion. During the last few years it has become very popular with the large growers of Onions in the South, especially in south-west Texas. It does very well under northern conditions and produces one of the mildest and sweetest of them all. It is very fine for slicing, the color being so clear and pure. The best seed is produced in Teneriffe, Canary Islands. Our stock is genuine, but limited.



Northrup, King & Co.'s Minnesota White Globe Onion.

1110. White Bermuda.

The bulbs are quite broad and flat in form. The color is not a clear white, as in our American varieties, but rather a pale straw; flesh crisp, solid and mild in flavor. The plants are extremely thin-necked, insuring even and early ripening.

1055. Paris White Silver Skin.

An early, small, round, white variety. Excellent for bunching and pickling.

1058. White Lisbon.

A large, round, fine white Onion of excellent quality. An exceptionally early variety, fine for using green or bunching.

1060. White Pearl or Extra Early Bloomsdale.

While originally from Europe this is now fairly entitled to rank as an American variety. It is a pure silvery-white Onion of very quick growth, frequently maturing in seventy days from sowing the seed. Bulbs are flattened, of medium size, with silvery-white skin; flesh crisp and mild in flavor. This variety is largely planted for bunching and for sets.

1065. White Portugal or American Silver Skin.

Bulbs medium size, ripening early and uniformly, with beautiful, clear white skin; flat, good keeper, delicate and mild flavor. Used largely for pickles, also as a bunching onion.



1075. Northrup, King & Co.'s Pickling.

For early bunching, pickling and sets. Small, hard, round; keeps well; pure white, does not turn green when exposed to the sun.


1070. White Queen.

Small; noted for extreme earliness and mildness of flavor. Bulbs average about an inch in diameter and are much used for pickling.

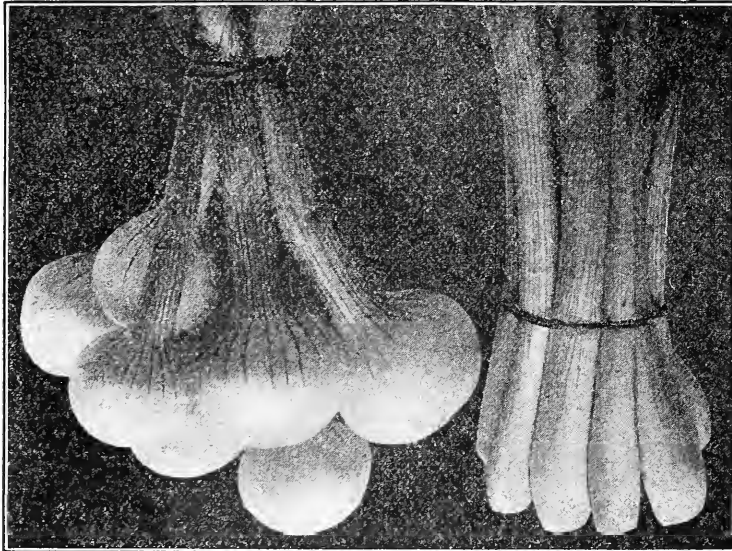
Egyptian Winter, or Red Perennial Onion Sets.

Hardy, for Sept. and Oct. Planting. Order now.

Distinct from other sets being hardy everywhere. Plant in Fall and leave in the ground all Winter. These sets never form large bulbs but produce the earliest, small, green Onions ready for home or market use weeks ahead of any other, unsurpassed in sweetness and tenderness. A few inches of coarse litter spread on the crowns after the ground freezes, will prevent root heaving. Orders will be filled in September. Values cannot be named at the time of compiling this page. Prices quoted in August on request. See following page for Onion Sets for spring planting.



Egyptian Onion Sets.



White Bunching Onions.

White Welsh Onions.

1032. White Bunching.

An extra early, round, white variety of very fine quality, long before the other sorts are ready. For early bunching or using green, it is unsurpassed.

1033. White Welsh.

A very hardy perennial variety of Onion used only for bunching or early green Onions. Much superior to the Egyptian Onion, which grows a tough woody stem. This Onion is entirely free from this objection. Sow seed thinly in rows 12 to 16 inches apart. Perfectly hardy and require no mulching. Seed may be sown in late Summer or early fall months for early spring Onions.

1030. White Barletta.


This variety is more distinct on account of its earliness. It is earlier than the White Queen. It is of a beautiful waxy white color and grows $1\frac{1}{4}$ inches in diameter and $\frac{3}{4}$ of an inch thick, with finely formed bulbs, slightly flattened at the top. Its earliness will highly recommend its use as a substitute for onion sets. An excellent bunching and pickling sort.

1125. Mammoth Silver King.

In appearance, the most striking Onion grown. We hardly know which to commend the most, its large size, symmetrical appearance and beautiful, silvery flesh or its sweetness, tenderness and mild flavor. These qualities make it the best for exhibition and fancy high-priced trade. Not recommended for the extreme North except for bunching.

ONION SETS

We are Headquarters in the Northwest for Strictly No. 1 Northern Grown Onion Sets.



Red Bottom Onion Sets.



White Bottom Onion Sets.



Yellow Bottom Onion Sets.



Yellow Multiplier Onion Sets.



Egyptian or Perennial Onion Sets.



Red Top Onion Sets.

The Importance of Using Northern Grown Onion Sets.

The planting of Onion Sets is increasing rapidly year after year. They are used for several purposes. The Bottom Onion Sets produce a large Onion ready for market from four to six weeks earlier than can be had by sowing the seed and the product of the set is the same as that obtained by sowing seed. This enables the grower to sell his entire crop earlier in the season, at which time prices usually are higher than when the bulk of the crop reaches market. It also permits the sowing of another crop on the land the same year. Bottom Sets also produce good green Onions on most any soil in half the time it takes to raise them from seed.

Bottom Onion Sets are produced by sowing seed very thickly and they are harvested before they have reached full development. Our sets are small, one inch or less in diameter, dry and unspouted.

Multiplier Onion Sets are formed through the division of the bulbs into many smaller ones; they are not grown from seed.

Red Top Sets are produced like seed on the top of the stalks. Top Sets make large bulbs one year and top sets the next.

We grow our own Onion Sets which enables us to produce hard, sound, clean sets of the best quality. As they are used to obtain Onions earlier than they can be had from seed, it follows, therefore, that Northern grown sets will produce Onions earlier than Southern grown sets. We clean them thoroughly so that when shipped they are free from trash and rubbish. Our Onion Sets are stored during the winter in a specially ventilated warehouse. In the Spring of the year they are hard, sound, and of excellent quality for rapid growth and bulb production.

About Prices. Since the value of Onion Sets fluctuates greatly, our prices are subject to market changes. The prices existing at the time of publication are given in the Supplement to this catalogue. Top sets weigh 28 lbs. per bushel, all others 32 lbs. per bushel. All transportation charges on Onion Sets are to be paid by the purchaser, except where quoted postpaid. For methods of packing Onion Sets see below. If you plant Onion Sets in large quantities ask for special prices.

White Bottom Sets. These are small, solid and of a beautiful silvery white, a favorite sort in private and market gardens.

Red Bottom Sets. Northern grown. Bright, deep red in color, even and dry. The most popular variety.

Yellow Bottom Sets. Produced from seed which makes the finest yellow sets. Fine and dry, medium in size and unspouted.

Red Top Sets. These are planted to produce both early green Onions and large eating Onions. We wish to call special attention to the fact that our stock is the genuine Red Top Set, un-mixed with Egyptian Winter Sets, which are always cheaper, but practically worthless for spring planting.

White Multiplier. These are of a pure silvery-white color which runs up the stem, the flavor is very sweet and mild, superior to green Onions from other sets. They are enormously productive, frequently producing as many as twenty Onions in a single cluster from one bulb planted; of excellent quality and size for bunching. Ready for delivery on or about June first.

Yellow Multiplier. Often preferred on account of their earliness. Late in June they are fully ripe, and can be gathered. They are very productive, five to fifteen bulbs growing from one bulb set out.

Egyptian Winter or Perennial Onion Sets. See page 26.


Garlic. For description see page 18.

How We Pack Onion Sets.

We will pack our Onion Sets in any way our customers desire, in bags, baskets or barrels. Prices named are based on the use of bags. If desired in barrels, we will pack three to four bushel orders and upwards at no additional charge. In our opinion the best, safest and cheapest method is to ship in bushel baskets. These will be furnished at an additional charge of 30c per bushel. In this way they carry safely to any part of the United States. The package is easily handled and perfectly ventilated, the sets are not crushed and the basket can always be found of use to the purchaser. Large buyers of Onion Sets should write us for special prices.


Culture. Soil requirements the same as for Onion seed. Place the Onion Sets 3 to 4 inches apart, according to size, 3 inches deep, in rows 1 foot apart. It is customary to furrow out the soil with a little hand plow early in the Spring. Set the Onion in this furrow right side up and cover with a garden rake and if the soil is dry it should be well firmed over the sets; 380 to 480 lbs. of sets required for an acre.

All Onion Sets shipped at purchaser's expense except where quoted postpaid.



A Safe Method of Shipping Onion Sets.

In towns throughout the Northwest reliable merchants sell Northrup, King & Co.'s Onion Sets and all other items listed in this catalogue. Insist on Northrup, King & Co.'s Onion Sets and seed. If your dealer will not supply you, write us and your order will be given prompt attention.



Northrup, King & Co.'s Sweet Marrow Parsnip.

PARSNIP

Culture. Work the soil very deep and pulverize the surface thoroughly. Sow the seed in early Spring, $\frac{3}{4}$ of an inch deep, in rows 12 to 18 inches apart.

As soon as the young plants appear, cultivate and hand weed them, and when 3 inches high thin to 6 inches apart in the row.

Cultivate sufficiently to keep the soil loose throughout the season. Freezing improves the quality of Parsnips for table use, so it is customary to take up in the Fall when the ground begins to freeze what will be needed for winter use, leaving the remainder to winter over in the ground, or better still, pitting them as is often done with other roots so that access may be had to them at any time.

One oz. of seed for 200 ft. of row; 5 lbs. seed required for an acre.

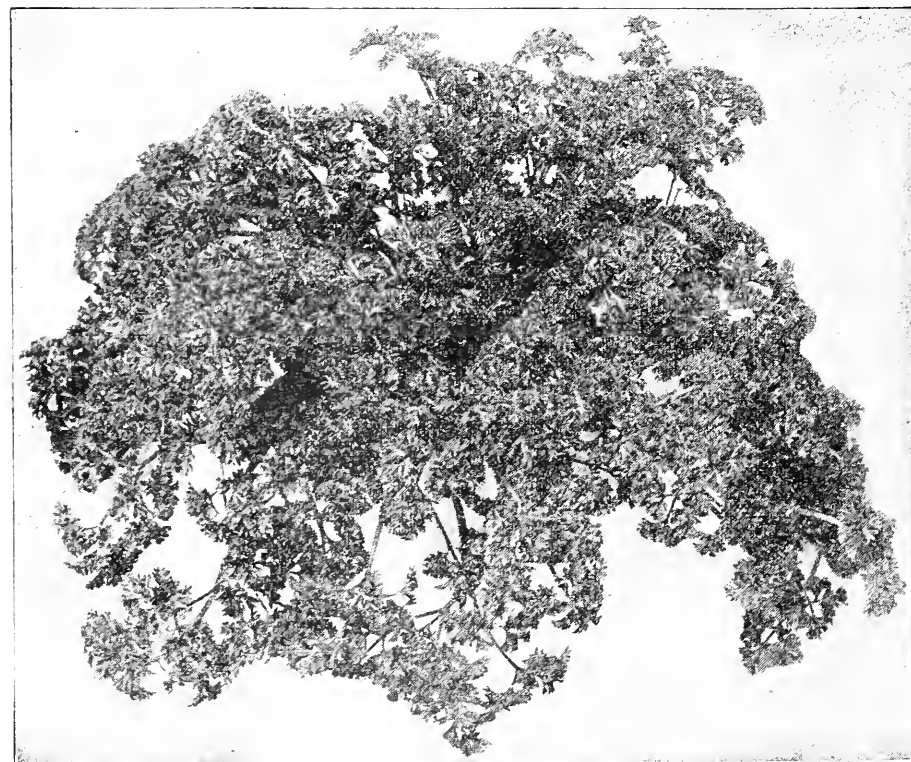
1135. Northrup, King and Co.'s Sweet

Marrow Parsnip. This fine new Parsnip of English origin is offered with full confidence that it will become a prime favorite with all who use it. It is very fine grained and exceedingly sweet, while the peculiar "Parsnip" flavor is fully preserved. The roots are unusually smooth and attractive in appearance. The best of all Parsnips for the market or private garden.

1140. Guernsey. (Improved Half Long.) A greatly improved strain. The roots do not grow so long as the Hollow Crown, but are of greater diameter and more easily gathered. It is a very heavy cropper. The roots are very smooth; the flesh is fine grained, of most excellent quality.

1145. Improved Hollow Crown Parsnip. Our stock of this old time favorite is very smooth and fine. None better anywhere at any price.

You will find the surest-growing seed of the hardest varieties of vegetables in the attractive Northrup-King seed case. If you don't find Northrup, King & Co.'s Sterling Seeds in your dealer's store, write us and your order will be given immediate attention.



Dark Moss Curled Parsley.

PARSLEY

Culture. Sow seed in shallow drills in the early Spring for border or in rows 12 to 18 inches apart; and thin the plants to 4 inches.

Cultivation should be frequent and weeds kept removed.

One oz. of seed will sow 150 feet of row; 6 lbs. of seed required for an acre.

1150. Dark Moss Curled.

The leaves are of an extra dark green color. It is very productive, and on account of the densely curled character of its leaves a quantity can be gathered in a short time.

1155. Double Curled.

Fine, dwarf, crimped leaves.

1160. Extra Curled or Emerald Dwarf, ley.

This is a most beautiful variety. The moss-like leaves, of a handsome bright green color, are finely curled.

1165. Fern Leaved. This is most exquisite in form and color—invaluable as a garnishing plant, and suited for mixing with dwarf ornamental foliage plants in the flower garden.

1170. Plain, or Single Parsley.

Leaves flat, deeply cut but not curled. It is very dark green, is hardy and of excellent flavor, and for these merits is often preferred. It is used more for flavoring while the curled sorts are used for garnishing.

1175. Turnip Rooted.

The edible portion is the fleshy root, which resembles a small Parsnip, and is esteemed for flavoring soups, stews, etc. The flesh is white, a little dry with the flavor of Celeriac. The foliage is the same as the plain Parsley.

All Northrup, King & Co. seed is carefully tested for purity and germination before it leaves our warehouse.

The seeds of each sample are counted, weighed and sprouted with scientific thoroughness.

By sowing seed of this kind that you know will grow, cultivation is made easier and results most satisfactory.



Turnip Rooted Parsley.

PEAS

HARDY, NORTHERN GROWN STOCK.

Our Peas are Northern Grown. They are produced at an altitude of 5000 feet or more, making them the earliest, hardiest, and most productive Peas obtainable. In addition, the localities where they are raised are free from insects and other damaging pests. For many years we have made a specialty of Peas and now grow thousands of acres where a few years ago we grew hundreds. Much skill and knowledge is required to grow Seed Peas properly and we employ experts of long experience to handle our crops. Our Peas are carefully grown, kept true to type, are bright, handsome, sound and of strong germination.

EXTRA EARLY ROUND SEEDED VARIETIES.

These sorts are most largely grown by gardeners for the early market. They ripen more uniformly than any other Peas and where the stocks have been properly bred and kept rogued, from 75 to 80 per cent of the pods can be stripped from the vine at the first picking, enabling the grower to secure the highest prices. Round seeded varieties are not as sweet as the wrinkled sorts. Round seeded or smooth Peas weigh 60 lbs. per bushel.

1280. Northrup, King & Co.'s Summit Extra Early. Height 2½ to 3 feet. Seeds white. The "Summit"



holds the record as the earliest and most even in maturity of the white seeded varieties. A great favorite with gardeners for early market. The entire profit on the crop sometimes depends on being able to market Peas early before the larger and later varieties are ready.

1285. Alaska. Height 2½ feet. Very early and exceedingly uniform in maturing its crop. The vines are very productive, bearing four to seven pods which are filled with medium sized, bright bluish-green Peas of good flavor.

1290. First and Best. Height 2½ to 3 feet. Standard, white seeded extra early. Vines are vigorous and hardy, bearing from three to seven pods, each containing from five to seven medium sized Peas of good quality.

EXTRA EARLY DWARF WRINKLED VARIETIES.

These require no brushing and are in large demand for family use. All of the following sorts are early, being but a few days later than the Round Seeded Sorts. Wrinkled Peas weigh 56 lbs. per bushel, according to the Minnesota State Law.

1330. American Wonder. Height 10 inches. This variety heads the list of the well known Champion of England and the Little Gem and has the merits of both, together with features not found in either of the parent varieties. The vines bear a great abundance of good sized pods containing five to eight large, exceedingly sweet, tender and well flavored Peas. This is the earliest of the dwarf, wrinkled varieties, being nearly as early as the smooth sorts. The seed is medium sized, wrinkled and pale green. These Peas are especially adapted to family use as they require no brush or other support.

1335. Little Gem. Height 16 to 18 inches. The vines are of dwarf growth and produce an abundance of round, well filled pods 2½ to 3 inches long, only three days after the American Wonder. The Peas are green, wrinkled, of sweet, delicious flavor and excellent quality. One of the best for family use. It remains fit for use longer than the American Wonder and Nott's Excelsior, and is thought by many to be sweeter.

1338. Little Marvel. An extremely valuable variety, especially suited to small home gardens, and is also a splendid variety for early market gardening. It matures very early and produces large crops. The vines grow about 15 to 18 inches in height. The pods are dark green, fair sized, produced in pairs and are closely filled with seven to eight Peas of extra fine flavor.


1340. Nott's Excelsior. Height 14 inches. This sort resembles a trifle taller and the pods are somewhat larger. It is of compact, dwarf growth and is nearly as early as the American Wonder. The pods



American Wonder Peas.

average three inches in length and are well filled to the squared ends with green, wrinkled Peas of fine quality and sweet flavor.

1342. Richard Seddon. The pods are deep green, crowded with from 7 to 9 large Peas of very fine color and flavor. Grows from 16 to 20 inches in height. An extremely early type, maturing only a week later than the Alaska, when sown at the same time. A splendid all around early variety. On account of its immense productivity, evenness of maturity, compact, well filled pods and excellent color and quality, it is especially desirable for canning purposes. We found some plants in our fields last season bearing 15 to 20 pods, with a total of 100 to 150 large, fully formed, luscious Peas to the plant, proving the immense productiveness of this variety.



Little Gem Peas.

EARLY WRINKLED VARIETIES.

Most of the following sorts are nearly or quite as early as the round seeded extra earlies, but they do not mature so uniformly. This, while making them less desirable for early market purposes, makes them better for family use as they will stand longer in fit condition for the table. They are much sweeter than the round seeded sorts. Wrinkled Peas are sold at 56 lbs. per bushel, complying with the Minnesota State Law.

1300. Advancer. Height 2 to 2½ ft. Seeds green, wrinkled. This variety is a great favorite in eastern markets on account of its superior flavor. The pods are broad and long and well filled to the ends. This sort is extensively used by canners on account of its quality and appearance. It is a very productive and satisfactory variety.

PEAS

EARLY WRINKLED VARIETIES.

1270. Carter's Daisy. (Early Dwarf Telephone.) Dwarf, large podded, needs no brush. The striking features of the Daisy Pea are its large pods and the way in which they are heaped up in ridges on the short, strong vines. The pods are nearly double the size of American Wonder or Little Gem, and are always well filled with large Peas of most excellent quality. The vines are 16 to 18 inches high, and being strong and thrifty require no support, making it an ideal variety for use where brush or stakes are not available. This Pea is desirable on account of the fine appearance of the pods, and always finds a ready sale.

1304. Dwarf Defiance. Grows about 2 feet high and matures an abundance of large, dark green pods about mid-season. In production it compares favorably with the taller, later varieties. The Peas are large and of splendid quality, sweet and of fine flavor.


1305. Gradus. (Prosperity.) The earliest wrinkled variety. This grand, large podded, early, prolific variety as won the hearts of market gardeners everywhere. The vines are very vigorous and robust, growing to a height of about 3 feet. It is not only an abundant producer, but bears continually throughout the season. It is exceedingly early for a wrinkled variety, being only a day or two later than the earliest, small, smooth sorts. The pods are very large and are invariably well filled with from six to nine sweet, luscious, tender, wrinkled Peas of large size and delicious flavor. The Peas remain tender for some time after they are large enough to use.

1310. Honey Sweets. The strong, stiff vines grow from 12 to 15 inches high and require no brush or other support. The pods are similar in shape to the American Wonder but are broader and longer and are borne in greater abundance, the vine being fairly loaded with pods. They are two or three days later than the Wonders but the pods contain more Peas, there being on the average 7 or 8 in each. In flavor they are excellent, sweet as honey, rich and delicious. This is a splendid sort for both home and market use.

1315. Horsford's Market Garden. Height 2 to 2½ ft. Seeds green, wrinkled. In all respects very similar to the Advancer Pea, but an improvement on that variety in point of productiveness. Flavor very fine. The Peas are rather smaller than the Advancer, but are fully equal in other respects.

1317. Laxtonian. A new first early Pea of unexcelled value. It is not only early but is of splendid quality and unusually productive. Although it is a dwarf sort, growing only 15 to 18 inches in height, it excels in yield and equals in size of pod, the Gradus. The pods are deep bluish-green, pointed at the end, generally borne singly and measure 4 to 4½ inches in length. The peas number 7 to 10 to the pod, are large in size and of delicious flavor. The vines are vigorous in growth, deep green in color and require no support.

1325. Thomas Laxton. Large podded, extra early Pea. This fine early Pea was raised by crossing Gradus with the Alaska. In earliness the Thomas Laxton is only two or three days behind the Alaska, but the pods are very much larger, containing on the average seven or eight large, sweet, wrinkled Peas of the very richest flavor. The vines attain a height of from three to three and one-half feet. It is of hardier constitution than the Gradus, and is earlier and of darker colored pod. In flavor this Pea is unsurpassed.



Gradus Peas.

MAIN CROP VARIETIES.

Planted at the same time as the extra earlies or dwarf varieties, these come into bearing when other sorts are gone. For the most part they stand a long time fit for table use, and as a rule they are, except when noted, sweeter than the early sorts. The pods are large and they stand longer in fit condition for use. Wrinkled Peas are sold at 56 lbs. per bushel in compliance with the Minnesota State Law.

1352. Alderman. This is a very large podded Pea, very robust and vigorous, producing pods of the largest size. The pods are even larger and longer than the average large podded sorts, and are well filled with large Peas of most excellent flavor. In habit, the vines are strong and branching, bearing rich, deep-green, straight, handsome pods averaging 4½ to 5 inches in length, pointed at the end. This variety belongs to the tall growing main crop of Peas. The vines are from 3½ to 4 feet in height. A point of superiority which must not be overlooked is the unusual flavor and quality of the Peas. As is true of most wrinkled varieties they are delicious, but the Alderman is of a quality surpassing many of the others. Also a good sort for shipping.

1360. Champion of England. 4 to 5 feet in height. This has been considered for a long time the standard main crop or late Pea for summer use. From this variety has sprung the whole race of green wrinkled Peas. The vines are very vigorous and productive, bearing an abundance of large, well-filled pods. The Peas are light green, wrinkled, of fine quality and delicious flavor. Hardly any Pea is sweeter than this.

1265. Colossus. New, sweet wrinkled, mammoth podded Pea. This splendid Pea is of the same large podded type as the Telephone, but the pods are larger and the Peas sweeter. Excelling, as it does, in these particulars the well known sort mentioned, the Colossus Pea surpasses all other large-podded varieties in another particular, that of productiveness. In other words, a pint of Colossus Pea pods will yield as many shelled Peas as a quart of most other sorts; a bushel as many as two bushels. Quality is always to be preferred to quantity, but a Pea which will give better quality and larger quantity is the Pea to plant: that Pea is the Colossus. We urge early orders, and that at least a small quantity of these Peas be included with every order, as far as possible.

1370. Everbearing. Height 2½ to 3 feet. As the name indicates this variety continues long in bearing and is very prolific. It is probably the best sort for late Summer and Autumn use. The broad pods, which are of a nice green color, average three inches in length. The Peas are very large, green, wrinkled and of excellent quality. They cook very quickly, are tender and of superior flavor. Excellent for family use.

1275. Potlatch. A fine, new variety of great merit. The vines are vigorous, growing 15 to 18 inches high, with dark green foliage. The long pods are a rich, dark green in color, often measuring six inches in length, with 8 to 9 enormous peas in a pod. The vines are sturdy and the pods are borne in pairs. It is wonderfully productive and the way the Peas shell out is astonishing. Potlatch matures early and is unusually satisfactory to grow.

1375. Stratagem. Height 20 inches. The foliage is large and the vines strong and robust, requiring no support. It is very prolific and bears many very large, well filled pods containing large, dark green, wrinkled Peas of rich, sweet flavor. Our stock is very fine and of first-class quality.

Culture for Garden Peas.

Sow seed 2 to 4 inches deep in rich soil very early in the Spring and for a succession put in varieties that mature at different periods, or if dwarfs only are desired, sow a few rows every 10 days throughout the season. For hand cultivation sow in rows 15 inches apart, but if grown on a large scale it is best to sow in rows from 2 to 3 feet apart and cultivate them with a horse.

Tall growing Peas may be sown broadcast to advantage upon very clean soil or new breaking. They may be supported with a woven wire fence or poultry netting. Sow in double rows eight inches apart and stretch the wire support between the rows. Fasten securely at each end with posts using stakes between the posts.

Two lbs. of seed will plant 100 ft. of row; 115 to 140 lbs. of seed required an acre in drills, and if broadcast 175 lbs.

PEAS MAIN CROP VARIETIES.

1260. Teddy Roosevelt.

A Giant Podded Main Crop Pea.

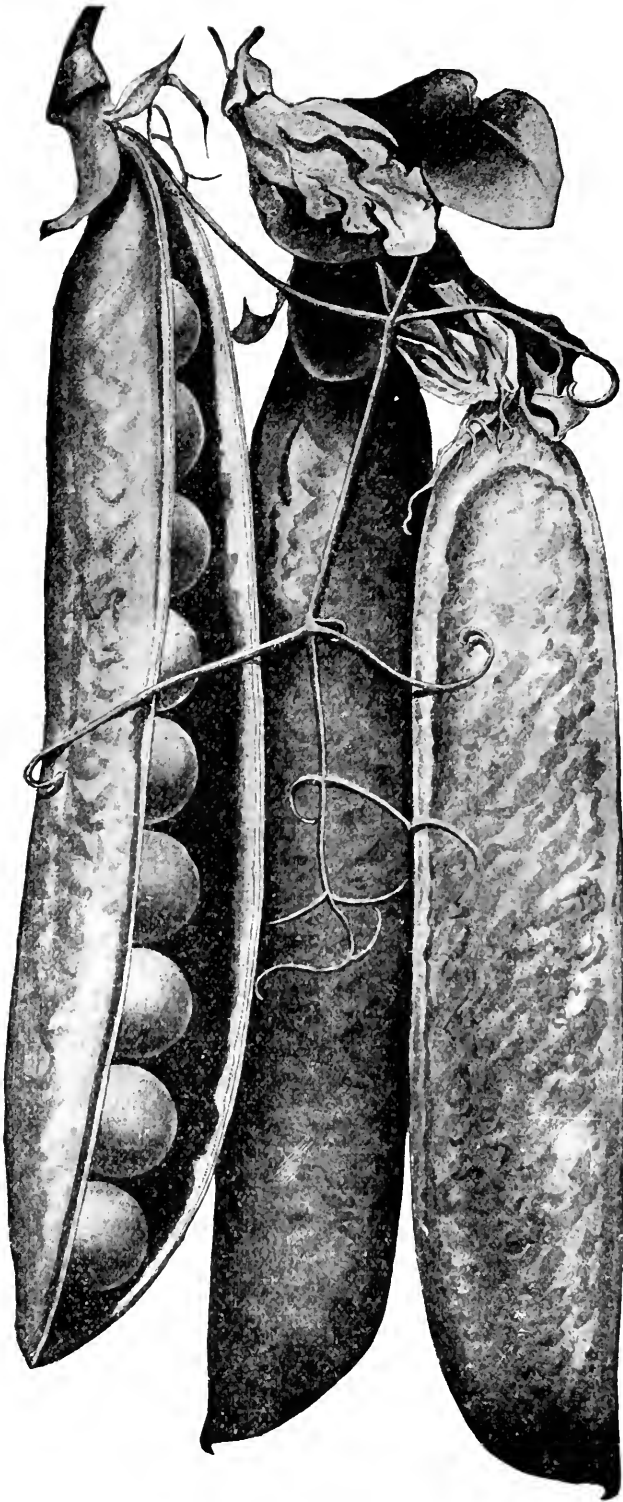
The largest "podder," surest "cropper" and heaviest "yielder" of all the main crop sorts. The Telephone and Stratagem were the first large-podded Peas to be introduced. Naturally they created a sensation because they were advertised widely, and are at present the most largely used in America of any of the large-podded varieties. They have, however, one serious defect; the pods contain very few Peas.

This fault has been remedied in some of the later introductions, and notably so in the Teddy Roosevelt. This grand Pea resembles the Telephone in color of pod and foliage, and in habit of growth; but the pods are larger and contain more Peas. A bushel of pods will shell out nearly twice as many Peas as the Telephone. The vines are enormously productive, being completely covered with immense, long pods, well filled with from 8 to 9 large Peas of the richest flavor. This variety grows from 4 to 5 feet high and, as an abundant cropper, is superior to all other sorts.

Nothing in the long line of Peas excels the Teddy Roosevelt in richness, sweetness and flavor, and it ought not take a gardener long to figure out that a bushel of pods that will give as many Peas as two bushels of other varieties is the kind to grow. The demand is so great every year for Teddy Roosevelt Peas that our stock is usually exhausted early in the season. Prices could not be made when this page was prepared.

1385. Telephone. This is now the leading Pea with market gardeners, as it is in all particulars a market garden variety. It comes into bearing fairly early, yields abundant crops of large, fine appearing pods and Peas are sweet and luscious. This variety meets with the ready approval of buyers, when placed on sale and is therefore a popular sort with Pea growers. It is a great cropper, continues long in bearing, and fills the basket quickly. The vines grow about 3½ to 4 feet in height, are very vigorous and strong and have large, coarse, light colored leaves. Each vine bears on an average seven to ten pods, which are ready for picking in about 65 days. The immense pods are straight, and of fine appearance, and contain eight to nine large, wrinkled Peas, closely packed, tender, sweet and of exquisite flavor. The seed we offer has been carefully selected and is very prolific and will please all who grow this variety this season.

1390. White Marrowfat. Height 3½ feet. Grown on account of the great quantities of pods which it bears and for canning purposes. The vines are of strong, sturdy growth but mature the pods quite late. The large, cylindrical, light colored pods are well filled with round, smooth, light yellow Peas of somewhat dry and mealy quality.



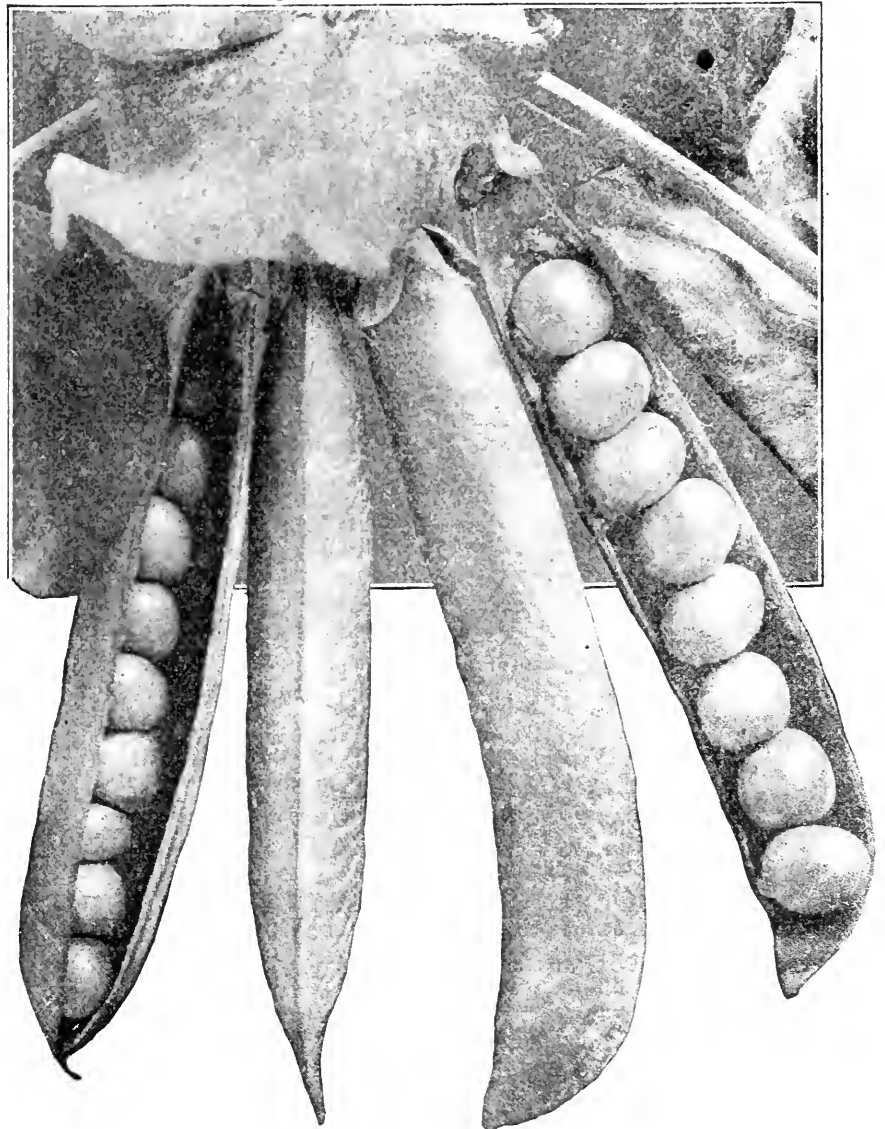
Giant Podded Pea, "Teddy Roosevelt."

1362. Duke of Albany. Resembles the Telephone in appearance, but the vine is not quite so tall, being 2½ to 3 feet in height. The pods are larger than the Telephone and produced more abundantly. They measure 4 to 4½ inches long and are light green in color. Peas are light green and very much wrinkled.

1400. Dwarf Gray Sugar. This is an edible podded variety. Vines grow only 15 to 18 inches in height, with purplish blossoms. Sugar Peas are not shelled, but pods are cooked same as string beans. Quantity limited.

1402. Mammoth Melting Sugar. This is another of the edible podded varieties. The pods are picked when the Peas are only half developed and at that stage there is no stringiness, but are sweet, brittle and appetizing. This variety is quite late, growing 4 to 5 feet high and bearing large pods 4 to 4½ inches long, often curved or twisted. Sugar Peas are usually very scarce, but we have a limited stock of fine quality to offer this year. In very short supply.

Please refer to the Supplement for prices on Peas.



Telephone Peas.

PEPPER

Culture. Plant seed $\frac{1}{2}$ inch deep in the hot bed in March, or in boxes in the house, set in rows about $1\frac{1}{2}$ feet apart each way in the garden about corn planting time. One oz. of seed will produce 1,500 plants.

1180. Chinese Giant. An enormous fruiting variety, double the size of Ruby King, averaging 12 to 15 inches in circumference. Notwithstanding its large size, it is very early and very prolific. Plants are healthy, well branched, about two feet high and carry an enormous load of fruit, often having the appearance of being bunched together. Flesh is thick, tender, mild and sweet, and is unexcelled for salad or stuffed as mangoes. They can be sliced and eaten like tomatoes. When ripe the Peppers are a rich, glossy scarlet, making them of unusually fine appearance.

1182. Giant Crimson. Very large, ripen earlier than other large sorts and are heavier as the flesh is unusually thick. Color of fruit, deep green when young, deep crimson when matured. Flavor is mild.

1185. Golden Dawn. Similar to the Large Bell or Bull Nose, excepting that it is of golden yellow color, and of very sweet and delicate flavor.

1190. Large Bell or Bull Nose. A large, early, bright red variety, mild in flavor. Desirable for pickling and mangoes when green.

1200. Long Red Cayenne. A late variety. Pods are small, bright scarlet, cone shaped and pungent. Are as much used for pickling when green as when ripe.

1202. Neapolitan. A standard market sort on account of its earliness and productiveness. It is 2 weeks ahead of Bull Nose. The large fruits are light green with thick, mild flesh. As they ripen they turn red.

1203. Pimiento. Fruit large, smooth and glossy. Deep green when young, becoming deep scarlet. Flesh thick, solid, mild, and sweet in flavor.

1205. Red Cherry. Fruit cherry shaped, small, round, bright red. Largely used for pickles.

1210. Red Chili. Fruit is small, bright red, very hot and pungent. Plants are very productive. Generally used for making Pepper sauce.

1225. Ruby King. The most popular large fruited Pepper. Very prolific. The pods are a beautiful bright red, 5 to 6 inches long by 3 to 4 inches in diameter. Flesh exceedingly thick, sweet, and so mild that it is often sliced as a salad. Splendid for stuffing as mangoes.

1230. Sweet Mountain. Similar to Bull Nose, though usually larger in size and longer, of very mild flavor. Much used for mangoes.

1232. Sweet Upright. Fruits are borne stiffly erect. The color when ripe is glowing scarlet both in the tender skin and thick sweet flesh.



Chinese Giant Pepper.



Connecticut Field Pumpkin.

PUMPKIN



1235. Northrup, King & Co.'s Mammoth Prize. The largest pumpkin grown. Has weighed as high as 225 pounds.

A prize winner. The flesh is fine grained and the quality is excellent. The flesh and skin are of a bright, golden yellow color. Notwithstanding its large size it is a fine variety for pies and is a splendid keeper.

1240. Connecticut Field. An immensely productive, large, orange-colored, field Pumpkin, usually grown for stock feeding, but it also makes good pies.

1250. Japanese Pie. A crook neck variety. Early. Seeds are marked very curiously. Flesh deep yellow, of fine quality. Keeps well.

1255. Large Cheese or Kentucky Field. Large, round, flattened, hardy and productive. About two feet in diameter. A fine keeper. Thick flesh of extra fine quality. A fine sort for family and market use. It is also grown quite extensively for stock feeding.

1237 Winter Luxury. A splendid pie Pumpkin, small, round, about ten inches in diameter; skin finely netted and beautiful golden-russet. The flesh is thick, sweet, tender, of fine flavor, and deep golden in color. The vines are healthy and productive and the Pumpkins keep well during the Winter.

1245. Early Sugar or Pie Pumpkin.

Small, round, flattened, prolific, deep orange yellow. Flesh fine grained, sweet and of finest quality. A good keeper. One of the best for pies.


Pumpkin Culture. For seed sown with corn, plant only one row in five, which, when the vines begin to run, may be omitted in cultivation and thus the plants will not be injured. Use a dibber and plant three to five seeds in every third hill of corn. Plant as a single crop in hills eight feet apart each way. Cultivate with a section of the harrow. Use paris green and land plaster or wood ashes to control the striped squash bugs. When well established thin to four plants in each hill.

One oz. of seed will make 25 hills; 4 lbs. seed required for an acre.

All flower and vegetable seeds sent prepaid except where noted.

The advantage of using N. K. & Co.'s seeds is that every lot is so carefully tested for purity and vitality before any part of it is sent to the dealer's store. All N. K.

Co.'s seed must pass a rigid test and meet a definite standard of quality. When you buy N. K. & Co.'s seed you have the assurance that the seeds you plant will give you maximum returns for your labor, under normal conditions.



Early Sugar or Pie Pumpkin.

NORTHRUP, KING & CO.'S SEED POTATOES

The seed Potatoes we send out are seed Potatoes in every sense that the word Seed should imply. They are not only the best we can supply, but we try to have them the best to be had from any source at any price. To that end they will be hand sorted, selected stock such as anyone will be proud to plant.

Our Potatoes Are Grown in the Far North.

Our stock is grown largely in the Red River Valley of North Dakota. "Red River" stock always commands a premium over Potatoes produced elsewhere. No seed Potatoes can be compared with those produced in the North, either for vigor and freedom from disease, or for producing and long keeping qualities.

Our seed stock is carefully selected for an oval shape and medium size; tubers somewhat flattened and a trifle tapering, with stem end slightly hollowed. Our Seed Potatoes are run over a grader and meet all the requirements of government inspection.

Our seed is clean and healthy and in order that the product may be equally scabless, we urge customers to treat the seed they plant with Formaldehyde, or Pyrox as the soil may be infected.

Northrup, King & Co.'s Extra Early Ohio Potatoes.

Our Own Special Stock.

We consider these to be the earliest, purest and altogether the handsomest stock of Early Ohio Potatoes that the season affords. On these points we challenge comparison with stock from any other source. Many carloads are shipped annually from the Red River Valley to Texas, Illinois, Iowa and other central and Southern states. Experienced growers have learned that it pays well to procure this stock.

The Early Ohio Potato is so well and generally known as to require no extended description. We believe it to be more popular than any other variety, which fact is evidenced by the very large demand we have for it. They can be depended upon to give a uniformly good yield under almost all conditions and soils and produce tubers of an ideal size.

Notwithstanding its earliness, this Potato keeps well. Our stock in the Spring is as sound as a dollar.

This Potato is characterized by pink skin, shallow eyes and blunt ends.

Early White Albino.

A Grand, Heavy Yields of Splendid Quality.

This splendid new Potato was only recently introduced in the Northwest but is already earning a reputation for quality and heavy yields that is pushing it rapidly to the front.

The Potatoes are somewhat similar to the Ohios in shape but are larger and do not run quite so even as the type has not had time to become so well fixed. They are oblong to cylindrical, square at the stem end and rounded at the seed end; slightly flattened and thick. The tubers are very solid and extremely heavy for their bulk. In season they are about ten days later than the Early Ohio.

The skin is a creamy white and flesh clear white. They are exceptionally mealy and white when baked, with a delicious flavor.

Early White Albinos are a very fine variety for shipping, and storing for spring use, as their tough skin and firm flesh prevent bruising when handled, and they keep hard and sound until Spring. As the market for old Potatoes is generally very firm just before the new crop is ready it is frequently a good proposition to store Potatoes until then, providing one has good storage facilities and long keeping tubers, like Albinos.

These Potatoes are exceptionally heavy yielders. In seasons rather unfavorable for Potatoes in the Red River Valley where this stock was grown, the Albinos, in spite of a late Spring and August frosts yielded splendidly. Our grower there admits he is "in love with them."

The vines are of medium height, stocky and upright in growth, with strong, heavy foliage, indicating the great vigor of the stock. The tubers are close together in the hill and are easily turned out by hand or digger. Plant them early in good soil and the results at harvest time will delight you.

Early Triumph. (BLISS.) This variety was introduced many years ago by Mr. B. K. Bliss. The Triumph attained at that time no particular favor, but all of a sudden its virtues became appreciated and the demand for it was so great that it sold readily in carload lots for three times the price of ordinary seed Potatoes. There is good reason why the Triumph should be popular. It is from seven to ten days earlier than the Ohio, and that often means a difference of many dollars in the crop. This variety has long supplied the bulk of new Potatoes for the Spring market throughout most of the United States. Its reddish skin shows bruises but little so it can be shipped before it is fully ripe. The Potato is medium to small, squared at the ends. Skin is red, flesh is very white and firm. It is productive, and for several years to come will probably command a higher price among Potato buyers than any other sort.

Culture.

Our Potato Booklet gives complete cultural directions and many valuable hints regarding the crop. It will be useful to every Potato grower. A copy will be furnished free with Potato orders upon request, or mailed for 5c in stamps.

Prices. Owing to the fluctuating market and the impossibility of accurately estimating future values at the time of going to press, we are listing no prices in this catalogue. Price lists are issued at frequent intervals during the season, and the many dealers who sell our seed potatoes are kept informed as to values. We believe it would be wise to order early, not only to secure the advantage of the early price, but to avoid also the possibility of varieties becoming sold out later. Such orders can be placed to advantage through your local dealer whom we supply promptly. If your dealer does not handle Northrup, King & Co.'s seed, write directly to us. Those wishing to buy in large quantities should ask for special prices.

Irish Cobbler.

For years this was the leading early variety of Maine, from where it spread south and west. It is a trifle earlier than the Early Ohio but under some conditions will make a heavier crop.

The tubers are round, somewhat flattened with rather deep eyes and are medium to large in size. The skin is smooth, finely netted, and white in color. Flesh white, of fine quality and flavor.

This is a very vigorous grower, far less liable to knot and crack than many varieties and is nearly immune to the internal brown spot that affects some other sorts. It is a splendid shipper.

Rose. This variety has been a great favorite for many years on all markets and many growers still claim that it has never been excelled in quality and productiveness. Potatoes are long in shape, good size and light pink in color at the bud end. They cook mealy and are of the finest flavor.

Burbank. A Standard Late Variety.

Continues in good demand and is more largely used than any other. It is of good size, of fine form and an excellent yielder. The flesh is white, very mealy and of fine flavor and quality. A fine Potato for baking. This variety is well adapted to light soils.

Carman. The Best Main Crop Potato.

The Carman is already rivaling in popularity the Burbank, and is undoubtedly a much better Potato. Without any exception whatever it is the greatest yielding Potato ever introduced. The tubers are borne very close to the plant, a single turn of the fork turning out every Potato. It is of a large size and of the shapeliest form. Eyes are few and shallow. It is a perfect keeper, and is not surpassed as a table variety. Skin and flesh of extreme whiteness. It rarely has a hollow heart or dark parts. We recommend this Potato to our customers as being undoubtedly the best of all late sorts.

Rural New Yorker. Originated by the late Elbert C. Carman, and a very distinct and valuable main crop sort. The tubers attain a large size and are of round oval shape. The eyes are few, distinct and shallow. It is a very healthy and vigorous variety.

Pingree. This is a main crop Potato, named for the late Governor Pingree of Michigan—and pronounced by him the best Potato he had ever eaten. It is productive to an extraordinary degree. The Potato itself is of the size and shape best liked in nearly all markets. In quality no Potato can surpass it; in fact, in this particular we know few sorts that equal it. Its snowy whiteness when cooked, together with its dry and floury nature, make it a favorite.

See note at top of column regarding prices on Potatoes.



See page 86 for explanation of these brands.

VEGETABLE SEEDS REQUIRED TO PLANT AN ACRE, ALSO FOR SMALLER AREAS.

Artichoke1 oz. to 500 plants.....	Per Acre.
Asparagus1 oz. to 50 ft. drill.....	4 to 5 lbs.
Beans, dwarf2 lbs. to 100 ft. drill.....	1 to 1½ bu.
Beans, pole2 lbs. to 100 hills.....	12 qts.
Beets, garden1 oz. to 50 ft. drill.....	5 to 6 lbs.
Broccoli1 oz. to 1,500 plants.....	½ lb.
Brussels Sprouts1 oz. to 1,500 plants.....	½ lb.
Cabbage1 oz. to 1,500 plants.....	½ lb.
Carrot1 oz. to 100 ft. drill.....	4 lbs.
Cauliflower1 oz. to 1,000 plants.....	12 oz.
Celery1 oz. to 3,000 plants.....	1 lb.
Celeriac1 oz. to 3,000 plants.....	1 lb.
Chicory1 oz. to 200 ft. drill.....
Citron4 oz. to 100 hills.....	4 to 5 lbs.
Collards1 oz. to 2,500 plants.....	4 oz.
Corn, Sweet1 lb. to 100 hills.....	12 to 15 lbs.
Corn salad, or Feticlus3 oz. to 100 ft. drill.....
Cress or pepper grass½ oz. to 100 ft. drill.....	2 to 3 lbs.
Cucumber1 oz. to 60 hills.....	2 to 3 lbs.
Egg Plant1 oz. to 1,000 plants.....	4 oz.
Endive1 oz. to 100 ft. drill.....	4½ lbs.
Gourd2 oz. to 100 hills.....	3 to 4 lbs.
Kale or Borecole¼ oz. to 150 ft. drill.....	4 oz.
Kohl Rabi¼ oz. to 100 ft. drill.....	2 lbs.
Leek1 oz. to 100 ft. drill.....	4 lbs.

Lettuce¾ oz. to 100 ft. drill.....	4 to 5 lbs.
Mangel Wurzel1 oz. to 100 ft. drill.....	5 to 6 lbs.
Melon, Musk1 oz. to 30 hills.....	4 to 5 lbs.
Melon, Water1 oz. to 30 hills.....	4 to 5 lbs.
Mustard1 oz. to 100 ft. drill.....
Okra1 oz. to 400 plants.....
Onions1 oz. to 100 ft. drill.....	5 to 6 lbs.
Onions for setsIn drills.....	60 to 75 lbs.
Onion Sets1 qt. to 20 ft. drill.....	12 to 15 bu.
Parsley1 oz. to 150 ft. drill.....	6 lbs.
Parsnip1 oz. to 200 ft. drill.....	5 lbs.
Peas2 lbs. to 100 ft. drill.....	2 to 2½ bu.
Pepper1 oz. to 1,500 plants.....	3 oz.
Potato	10 to 12 bu.
Pumpkin¼ lb. to 100 hills.....	4 to 6 lbs.
Radish1 oz. to 100 ft. drill.....	8 to 10 lbs.
Rhubarb1 oz. to 75 ft. drill.....
Salsify, or Vegetable
Oyster1 oz. to 60 ft. drill.....	10 lbs.
Splnach1 oz. to 100 ft. drill.....	12 to 15 lbs.
Squash, running2 oz. to 100 hills.....	3 to 4 lbs.
Squash, bush4 oz. to 100 hills.....	4 to 6 lbs.
Tomato1 oz. to 1,500 plants.....	¼ lb.
Turnip1 oz. to 150 ft. drill.....	1 to 2 lbs.

RADISH

The Secret of Growing Good Radishes

The secret of growing good radishes consists chiefly in the observance, on the part of the grower, of three points. First, they should be grown on light quick soil. Second, they should be given plenty of water, and last, but not by any means least, the right kind of seed should be sown. Radishes grow very quickly and if not supplied with sufficient moisture are likely to be pithy.

Sow seed $\frac{1}{2}$ inch deep in the early Spring in rows 1 foot apart and the more fertile the soil the faster they will grow. For a succession, sow every 10 days throughout the season and stir the soil sufficiently to keep out weeds.

One oz. of seed required for 100 ft. of row; 8 to 10 lbs. of seed will plant one acre.

EARLY ROUND RADISHES.

Northrup, King & Co.'s

1405. Sterling White Tip Radish.



After several years' experience in growing many strains of White Tip Radish we gave this particular sort the name "Sterling," because of its fine shape, its uniformity, its handsome appearance, its solidity, its superiority in every respect to all other strains of this type of Radish. It is very early and equally desirable for outdoor culture and forcing under glass. When placed on the table it is of particularly fine appearance. In flavor, no other Radish excels it, being crisp, sweet, mild and delicate, all that may be desired in a radish.

1410. Early Deep Scarlet or Non Plus Ultra, Forcing.

This variety has as small a top and is as early as any in cultivation, making it one of the best for forcing under glass. Roots ready to pull may be had in three weeks and they remain fit for use longer than any other early variety. They are small, globular, smooth, very deep red in color; flesh is white, crisp, tender and mild in flavor. May be planted very closely owing to their small tops.

1418. Early Scarlet Globe.

A selected forcing strain especially adapted for greenhouse and hot bed culture, but may be grown outdoors also with the best results. The shape is a little longer than round and the color, which it holds long after pulling, is very brilliant and attractive. Has a small top and is very early, being fit to pull as soon as Non Plus Ultra, but is much larger when matured. The flesh is white and tender making it desirable for gardeners whose markets demand a large first early radish.

1419. Early Scarlet Turnip.

Round, red, turnip-shaped. Grows quickly. Rich scarlet-red color, flesh white, crisp and tender. Very popular for early outdoor planting

1420. Early Scarlet Turnip, White Tipped.

Practically the same as the Rosy Gem, except that it is not quite so early but is used mostly for outdoor culture.

1425. Early White Box.

Similar to the White Turnip, but attains larger size.

1430. Early White Turnip.

A medium sized round variety, grown very largely for summer use. Has a small top and pure white skin. The flesh is waxy, mild and crisp. While generally used for outdoor culture, this makes a good variety for forcing. It takes about 30 days to mature and remains fit for use a long time.

1435. Rosy Gem.

We have a very clean and beautiful strain of this popular sort. It is extremely early, maturing in 25 days, and is largely used for growing both under glass and outdoors. It is round, bright scarlet and has a handsome white tip.

1440. Ruby Pearl.

A small turnip-shaped, bright red Radish with a pure white tip which includes the tap-root. This variety is more brightly colored than the Scarlet Turnip, White Tipped and will soon rival it in popularity.

1445. Sparkler.

White tipped Radishes are justly popular by reason of their attractive appearance, but the varieties already in existence are either too dull in the ground color or lack a clearly defined white tip.


This quite distinct variety fulfills every requirement in each respect, the color being a rich carmine scarlet with a very pronounced tip of the purest white. The roots even when fully developed are solid, crisp and sweet, and remain fit for use as long as the coarser kinds. It is equally well adapted for forcing in frames or growing in the open ground, for while the leaves are small, they are sufficiently large for bunching.

1450. Triumph Radish.

This is a decidedly unique novelty in Radishes. It is very early, maturing about twenty days from the time of sowing. It is globe-shaped; the tops are short, which makes it valuable for growing under glass. The flesh is very crisp, solid and of mild flavor. The ground color is pure white, striped horizontally with bright scarlet.

1455. Yellow Ball.


or Summer. A fine summer variety, of quick growth, producing crisp, tender Radishes even in the hottest weather and for that reason is grown extensively in the South. Roots are uniformly globe-shaped; skin is golden yellow in color and flesh is mild in flavor.



N.K. & Co's
Sterling White Tip.



N.K. & Co's
Special French Breakfast



Early Deep Scarlet Turnip.

It is wise to order seeds early this season so as to be sure of obtaining just the varieties you want, and in ample time for use. If you live in the great Northwest you will find a dealer nearby who is selling this reliable Northrup, King & Co. seed from the seed case or will fill your order for larger quantities than packets. If you have any difficulty in obtaining your supply, write to us and we will give you all possible assistance in filling your order.

We suggest that you see the Northrup, King & Co. dealer well in advance of planting time.

RADISH

EARLY OLIVE SHAPED RADISHES.

1460. Early Scarlet Olive.

A very useful variety. Matures in 25 days; color, bright scarlet; flesh, crisp and tender. Best adapted for main crop.

1462. Northrup, King & Co.'s Special French Breakfast.

Of all the large number of different strains of Radishes grown in this locality this past season, none surpassed in fine quality or appearance, this new variety. It is oblong in shape, has a bright scarlet top and pure white tip. It matures quickly and is sweet, crisp, solid and tender. When offered for sale it quickly attracts the buyer's attention.



1465. French Breakfast. Regular Strain.

A great favorite. Beautiful, bright scarlet, with pure white tip. Oblong in shape, medium size, makes rapid growth. It is a fine table variety on account of its excellent quality and attractive appearance. Fine for open ground or forcing.

1470. White Olive Shaped.

Flesh mild and firm. Of very fine quality.

LONG RADISHES.

1475. Chartier or Shepherd.

The largest and handsomest summer sort. This variety is ready for the table very early and remains hard and crisp until it reaches a diameter of about an inch and a quarter, thus furnishing good roots for a long time. The color at the top is of a vivid crimson, fading gradually to pure white at the tip. Is delicious in flavor, resists drought effectually.

1480. Glass or Cincinnati Market.

In appearance this Radish is entirely unique. It is very early, splendid for forcing or open ground. The tops are very small and they may stand close in the row. They grow straight and smooth, from six to seven inches long. The flesh is very tender, crisp and delicious. This is a handsome variety, bright red in color, and remains in good condition for several days.

1482. Long Cardinal.

A very early variety, fit for use in about 25 days from sowing. It is of a bright red color with white tip. It is especially valuable because of its crisp, tender flesh and fine appearance. It is smooth and uniform and highly colored; the contrast of brightest cardinal with the white tip is both inviting and appetizing. Being early it is very profitable for marketing.

1490. Long White or Lady Finger.

Pure white in color, of long tapering shape, very attractive in appearance, sweet, mild and delicious. Matures in 25 days.

1495. White Icicle.

The finest of the early, pure white varieties. Planted in the spring the radishes are ready for pulling in about three weeks from sowing the seed. They are long and slender and clear, pure white, making them very attractive when on sale and on the table. It is crisp and tender both when young and until it attains larger size, thus remaining in condition for use for considerable time.

1485. Long Scarlet Short Top.

A standard popular sort. Grows to six inches in length, matures in 25 days and can be used before it is fully grown. The roots grow half out of the ground, are very uniform in shape, smooth and very bright red in color. It remains crisp and tender until fully grown. Excellent either for the market or private garden.

1500. Large White Summer.

A large, medium long sort, with heavy shoulders tapering gradually to base. Flesh and skin pure white. Solid, fine quality. Resists drought.

1505. Wood's Early Frame.

An improvement on Long Scarlet. Largely used for forcing and a very popular variety with those who know it. Our stock is fine.

WINTER RADISHES.

The merits of Winter Radishes are little appreciated, probably because they are seldom grown and few people have knowledge of their worth. These grow to large size and keep well for winter and spring use. Sow seed in the middle of June. Include some of these in your order.

1510. California Mammoth White.

Pure white, about one foot long and two or three inches through, tapering regularly to tip. The flesh is tender and crisp, keeping well through the winter.

1515. China Rose.

Bright rose color, flesh firm and piquant, cylindrical, or largest at the bottom, tapering abruptly to small top. One of the best for winter use.

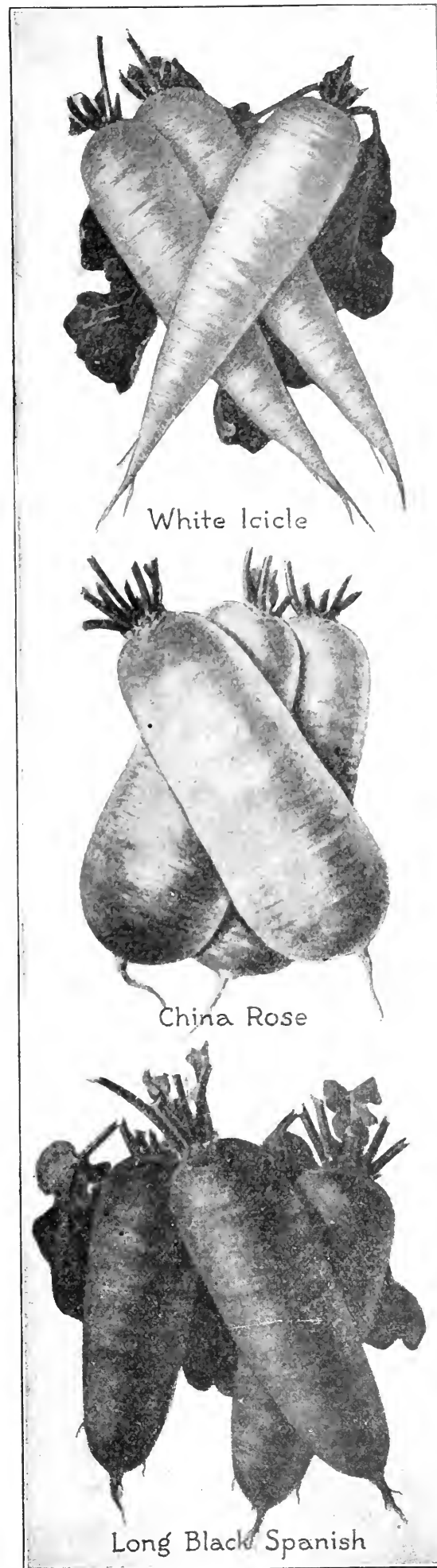
1520. Long Black Spanish.

One of the largest, latest as well as the hardiest of Radishes. Roots of medium size, oblong, black, and flesh is of firm texture.

1525. Round Black Spanish.

Roots round, sometimes top-shaped, three or four inches in diameter; skin black; flesh white. Fine for winter use as the roots keep a long time.

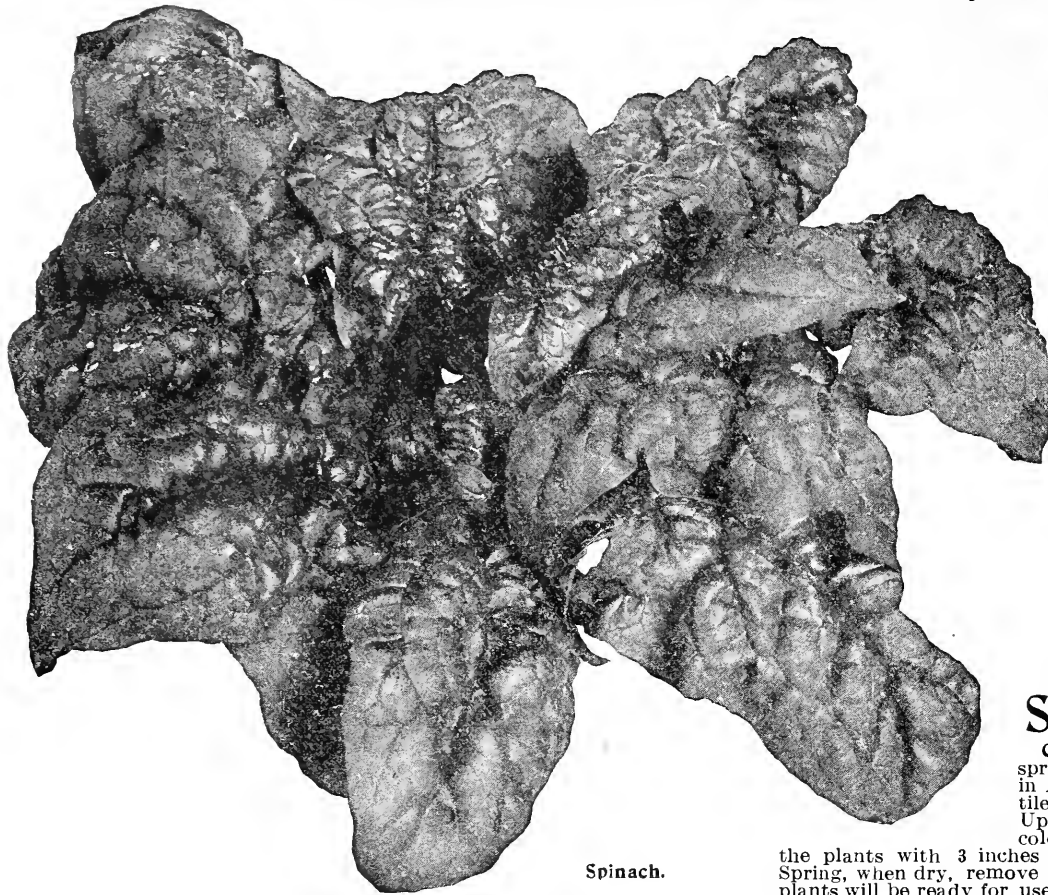
Notice. All vegetable and flower seeds sent prepaid, except where noted.




White Icicle

China Rose

Long Black Spanish



Spinach.



Salsify.

SPINACH

Culture. For early spring use, sow seed in August in very fertile soil rich in humus. Upon approach of cold weather, cover the plants with 3 inches of straw. In the Spring, when dry, remove the litter and the plants will be ready for use in a short time. Sow the seed 1 inch deep in rows a foot apart. For a succession, sow again early in the Spring, and every two weeks thereafter. Keep surface soil cultivated lightly.

One oz. will sow 100 ft. of row; 10 to 12 lbs. seed required for an acre.

RHUBARB SEED

Culture. Sow the seed in cold frame in the Spring and as soon as the plants are large enough transplant into rows 1 foot apart each way and cultivate. The following Spring, plant out in rows 5 feet apart each way and each Spring work into the soil a liberal supply of decomposed stable manure. Rhubarb roots are set out and cultivated as the above and this method gives edible Rhubarb in a very short time.

One oz. of seed will sow 75 ft. of row.

1538. Rhubarb Seed. Vigorous and productive. The leaf stalks are very numerous, the longer ones being from 15 to 20 inches in length, and fully 1½ inches wide.

1540. Strawberry Rhubarb.

A delicious variety, yielding heavy crops of light crimson stems which are a beautiful strawberry color when cooked.

Rhubarb Roots

The planting of Rhubarb Roots is usually more satisfactory than to attempt to start from seed. Both time and labor are saved where the former method is followed. Roots such as we furnish should be set into well enriched soil at least five feet apart each way. The stalks should not be pulled the first season. The blossom stalks, however, should always be cut back so as not to exhaust the plant by going to seed.

Strong Divisions. Each, 15c; doz., \$1.50; by express only.

SALSIFY or Vegetable Oyster


Culture. Soil, seeding, culture and storing same as for parsnip. One oz. of seed will sow 60 ft. of row; 10 lbs. of seed required for an acre.

1550. Long White French. The variety most commonly cultivated and considered the best in flavor. The roots are long, white, smooth and when properly cooked form a good substitute for oysters, which they resemble very much in taste.

1555. Sandwich Island. Grows uniformly extra large, averaging fully double the size and weight of the roots of the old variety. Of very superior quality and delicate flavor.

Handbook for Garden.

A new and revised edition of this valuable booklet has been published. It is free with seed orders or will be sent postpaid for 5c.



Rhubarb.

1565. Bloomsdale or Savoy Leaved. This is the earliest variety. Plant is of upright growth, with narrow, pointed, crinkled leaves. Is very hardy.

1595. Round Thick Leaved. A rapid growing variety forming clusters of large, very thick, slightly wrinkled leaves. A favorite with market gardeners.

1572. Long Season. An excellent sort, having very dark green, tender, crumpled leaves. It will stand an exceptionally long time without running to seed, and remain in good condition. One of the very best varieties for early spring and successional summer planting.

1575. Long Standing. This excellent variety comes quickly to maturity and remains in condition for use much longer than other sorts. The leaves are smooth and very dark, rich green. In our estimation the best for the private garden, as it is one of the most popular and profitable with market gardeners.

1580. Long Standing Prickly. A little later than the leafy sorts, but yields a large quantity of thick and finely colored leaves. It remains in condition fit for use for a long time. Seed is prickly.

1570. Munsterland Frost Resisting. A hardy winter Spinach, standing considerable frost. The hardiest of all varieties. Especially adapted for planting in August and very early September.

1590. Prickly Winter. A very hardy variety and will withstand severe weather especially well. It is a sort used largely for fall sowing.

1585. New Zealand. The stems and leaves are soft, thick, fleshy and crystalline in appearance. When started early in the Spring, the plants will resist heat and make strong growth during the Summer.

Garden Cultivators.

A hand cultivator is a great labor saver for the small garden and a horse cultivator is necessary for a large one.

SQUASH WINTER VARIETIES.

Culture. Plant seed in extra fertile soil in the Spring as soon as danger of frost is past. The vining varieties should be planted in hills 8 or 10 feet apart each way, and the bush varieties from 4 to 5 feet. Place 10 seeds in a hill and cover with an inch of soil.

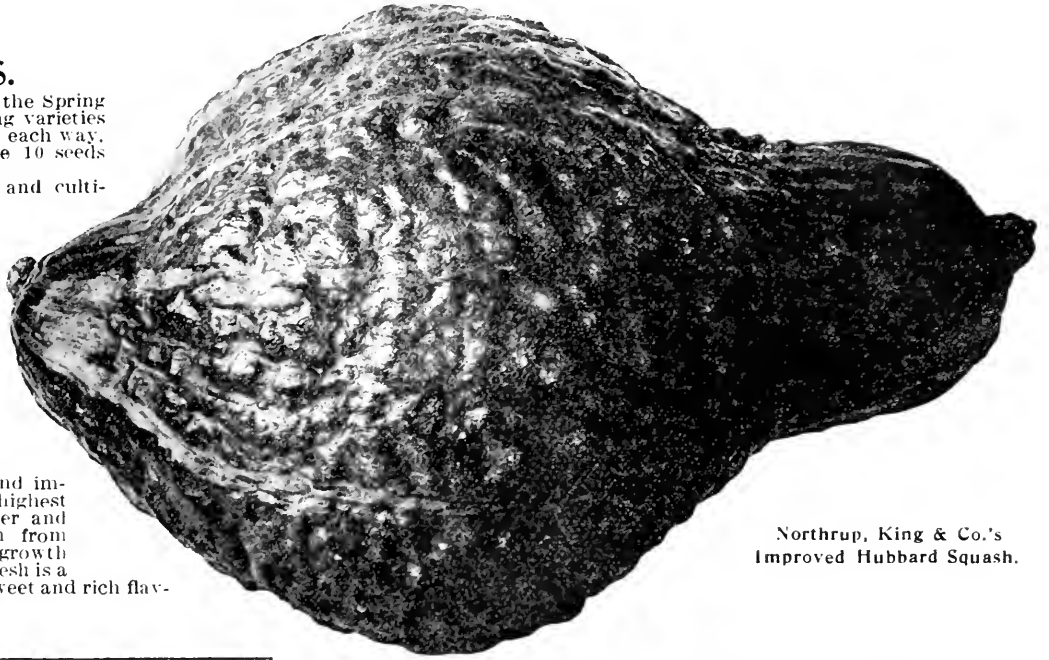
When the plants are well started thin out and cultivate.

One oz. of seed required for 25 hills. For running varieties, 3½ to 4 lbs. seed required per acre. Bush varieties require 6 lbs. of seed per acre.

1605. Northrup, King & Co.'s Improved Hubbard.



Our own strain of Hubbard Squash is the finest grown. The soil and climatic conditions of Minnesota are better adapted to the proper maturing of Squash seed than any other section, and as we have taken special care in selecting and improving our strain, the result is the very highest type known. It matures earlier, keeps better and commands a higher price than that grown from other seed. The vines are of strong, running growth and bear many large, pear-shaped fruits. Flesh is a bright orange-yellow, fine-grained, very dry, sweet and rich flavored.



Northrup, King & Co.'s
Improved Hubbard Squash.



Mammoth Chili Squash. As they come from the field

1600. Mammoth Chili.

Weigh up to 100 lbs. Immensely Profitable. Very Productive.

Attains an enormous size, often reaching a weight of 75 pounds, and not infrequently weighs 100 pounds. Despite its size, its flesh is rich and fine flavored. It is especially desirable for stock feeding and exhibition purposes. From the illustration you will note its uniformly large size. For feeding cows it is best to cut them up, mixing with ground feed. As the yield an acre will run from 8 to 15 tons, it will thus produce a very cheap and nutritious feed. In feeding to swine, all that is necessary is to break the Squashes open and the swine will help themselves.

Mammoth Chili Squashes carry off the prize at nearly every show where they are exhibited.

1610. Boston Marrow. A large fruited, hard shelled, winter sort, with bright orange skin and deep orange flesh. Vine of strong, running growth and very productive; fruits oval.

1615. Chicago Wartyed Hubbard. Is similar in size and quality to the Hubbard. The vines are vigorous and productive, while the large, dark olive-green fruits are rather more heavily warted. An excellent keeper and of splendid quality.

1620. Gregory's Delicious. In dryness, sweetness and richness of flavor, surpasses all other Squashes. The shell is green in color, the flesh a rich orange. An excellent winter keeper.

1625. Red or "Golden" Hubbard. This is identical in size, form and fruitfulness with the Chicago Wartyed Hubbard; the chief distinction being that the heavily warted skin is of a rich orange-yellow turning to a deep salmon-red when ripened. It is of fine quality.

1628. Table Queen or Des Moines. Introduced under the name of "Table Queen." Name changed at the request of Des Moines Market Gardeners Association. Vines are vigorous and very productive. Just the right size, averaging about 6 to 8 inches in diameter. Color dark green, with sometimes a blotch of red at pointed end. Shell is hard and smooth, and ridged. Just wash it clean, cut in half, take out the seeds, bake 20 minutes and you will have the nicest squash you ever tasted. Splendid for pies. Ripens in the fall and keeps as long as Hubbard.

SUMMER VARIETIES.

1635. Golden Summer Crook Neck. Early and prolific. The fruits are of the true crook-neck type, heavily warted, and of light golden color; about one foot long.

1640. White Bush Scallop. (Patty Pan.) Matures early and will bear throughout the season if fruits are kept gathered. Squashes are clear white and of large size. Flesh is thick and of very fine quality.

1645. Yellow Bush Scallop. A very early, large flat variety. color, yellow; flesh pale yellow, fine flavor; very small seed cavity.

1647. Vegetable Marrow. Long White Bush. A very popular sort abroad and can be raised equally well here. Is long and slim, color white with delicious white flesh.



Yellow Bush Scallop Squash.

White Bush Scallop Squash.

Golden Summer Crook Neck Squash.

TOMATO

¼ lb. seed produces plants for 1 acre, 1 oz. makes 1500 plants.



1650. Northrup, King & Co.'s Sterling.

This is an early, large and perfectly smooth Tomato of perfect flavor, very solid, and strikingly attractive in general appearance. In color it is a glossy crimson, tinged with pinkish purple. It is enormously productive, one plant alone having been known to produce nearly a bushel of ripe fruit. In addition to its earliness it continues to produce ripe fruit until frost. It is, we think, the best of all Tomatoes for family use and is unsurpassed as a money maker for the market gardener.

1660. Acme. Early and bears fruit until cut off by frost. Fruit is purplish, always round, smooth and of good size, and is borne in clusters of four or five; free from cracks and stands shipment well. Flesh is solid and of excellent flavor. Does well both outdoors and under glass. This is a good canning variety.

1665. Beauty. (Livingston's.) One of the smoothest skinned and best of the large sorts. The vines are large, vigorous and very productive. The fruit is large, uniform in size and very smooth. Skin purplish pink, flesh light pink and of excellent flavor.

1725. Chalk's Early Jewel. The largest, smoothest and finest flavored, extra early bright red Tomato. About ten days later than Spark's Earliana. It is a heavier cropper, with Tomatoes of larger size and sweeter flavor, produced throughout the season. The Tomatoes are of good size, just right for market; very solid and deep through, almost round; color bright scarlet, ripening to the stem without cracks or green core. Flesh is thick, solid, of fine flavor, with few seeds; the skin is strong enough to make it a good shipping variety.

1675. Dwarf Champion. Dwarf and compact in habit; sold by some seedsmen as the Tree Tomato. Stands up well even when loaded with fruit, having a stiff, bushy stem; can be planted close together; very desirable in small gardens; early. It is always smooth and attractive; the skin is tough and flesh solid, but has no hard core and is of good flavor.

Northrup, King & Co.'s

1720. Early Minnesota Tomato. The Earliest Good Tomato.




Our stock of this splendid Tomato has come in competition in the race for earliness with numerous other varieties sent out under strong claims, and has beaten them all, and remains today, as it was when we first offered it several years ago, the earliest of all the good varieties, and succeeding everywhere. The Imperial, Early Ruby and Earliana are excellent sorts but the Early Minnesota is superior to these in shapeliness, color, size, smoothness, solidity and flavor, as well as being earlier. When we say the earliest Tomato, we of course mean the earliest good Tomato. There are several sorts a very little earlier, but they are gnarled, ridged, small, tasteless and unworthy the name of Tomato, and unfit for use. Those wishing the earliest good Tomato must have our Early Minnesota.

1685. Favorite. (Livingston's.) Large, smooth, blood-red sort; early; ripens all over and through at once. Will bear shipping long distances. Very few seeds and has no hard, green core.

1692. Golden Queen. A very handsome yellow Tomato of large size, solid and smooth; very productive.

1728. June Pink. One of the earliest varieties of Tomatoes and a special favorite with those who like the pink color. The fruit is borne in clusters and begins to ripen very early. The Tomatoes average three inches in diameter and are of excellent quality. The yield is heavy and continuous until the vines are cut down by frost.

1733. John Baer. This variety is the result of fifteen generations of breeding; it produces perfect, solid, high crown, brilliant red Tomatoes; splendid for shipping. They ripen ten days before Earliana, bearing 50 to 100 fruits per plant. The flavor is deliciously sweet. The plant will stand plenty of fertilizer without going to vine.



Dwarf Champion Tomato.



Northrup, King & Co.'s Sterling Tomato.

1700. Livingston's Globe. Perfectly globe-shaped, very early, large, smooth, has few seeds, firm fleshed, ripens evenly; rose-colored tinged with purple, very productive; an excellent keeper, flavor superb. A fine variety for greenhouse or for early outdoor growing.

1705. Perfection. (Livingston's.) One of the handsomest varieties and those who have grown the large, round, smooth, beautiful, red fruit claim it is of superior quality.

1715. Ponderosa. This is the largest fruited Tomato and is of a fine quality for slicing. The vines are of strong growth; fruits oblong in form, deep through, and generally ridged or ribbed; deep purple in color. They are solidly fleshy with small seed cells; of fine flavor. Planted in good soil, fruits frequently attain a weight of one pound or more.

1730. Spark's Earliana. A perfect early Tomato, large in size and beautiful in color, nearly seedless and very solid, a vigorous grower and prodigious bearer, yielding its splendid fruit until frost.

1732. Earliana Select. Seed saved from crown and selected fruit.

1734. Earliana Private Stock. Quantity very limited. A superior stock saved from fine breeding plots, the result of many years' selection.

1710. Stone. This variety is very large and of a bright scarlet color; very smooth, ripening evenly to the stem without a crack, exceedingly solid; is an excellent shipper; quality the very best; fine for canning; a good keeper; without hard core; not subject to rot; its vines and foliage rank and robust.

1711. Dwarf Stone or Tree. Vines dwarf but productive, medium to late in maturity. Fruit bright red, smooth and solid. The best large fruited dwarf variety.

1712. Trucker's Favorite. A purple variety of unusual merit. Its fine, smooth, uniformly shaped fruits command the highest market price. The fruits are thick meated and very solid; the meat is of the finest flavor, making them equally desirable for slicing, canning and cooking purposes. A basket of these Tomatoes is a most attractive sight and those offering them for sale will find the demand larger than the supply.

1713. Trophy. Very large, late or main crop variety. Fruit rich, deep crimson of excellent quality, smooth and of uniform size. Desirable for canning and slicing.

SMALL FRUITED TOMATOES

1735. Husk Tomato. Makes fine Preserves. Also called Strawberry and Ground Cherry, is greatly valued for use as a preserve, it also makes delicious pies either when ripe or dried with sugar. The fruits are half an inch in diameter and of very sweet and agreeable flavor. They are closed in a husk or calyx. We consider the Golden Husk better than the Purple Husk variety and unless otherwise directed will always send Golden Husk on orders received for Strawberry, Ground Cherry or Husk Tomato.

1740. Peach. These are excellent for eating raw. The fruits resemble a peach, even to the skin which is covered with a slight bloom as in a peach or nectarine.

1745. Red Cherry. Identical with the Yellow Cherry except in color of fruit, which is of a light scarlet.

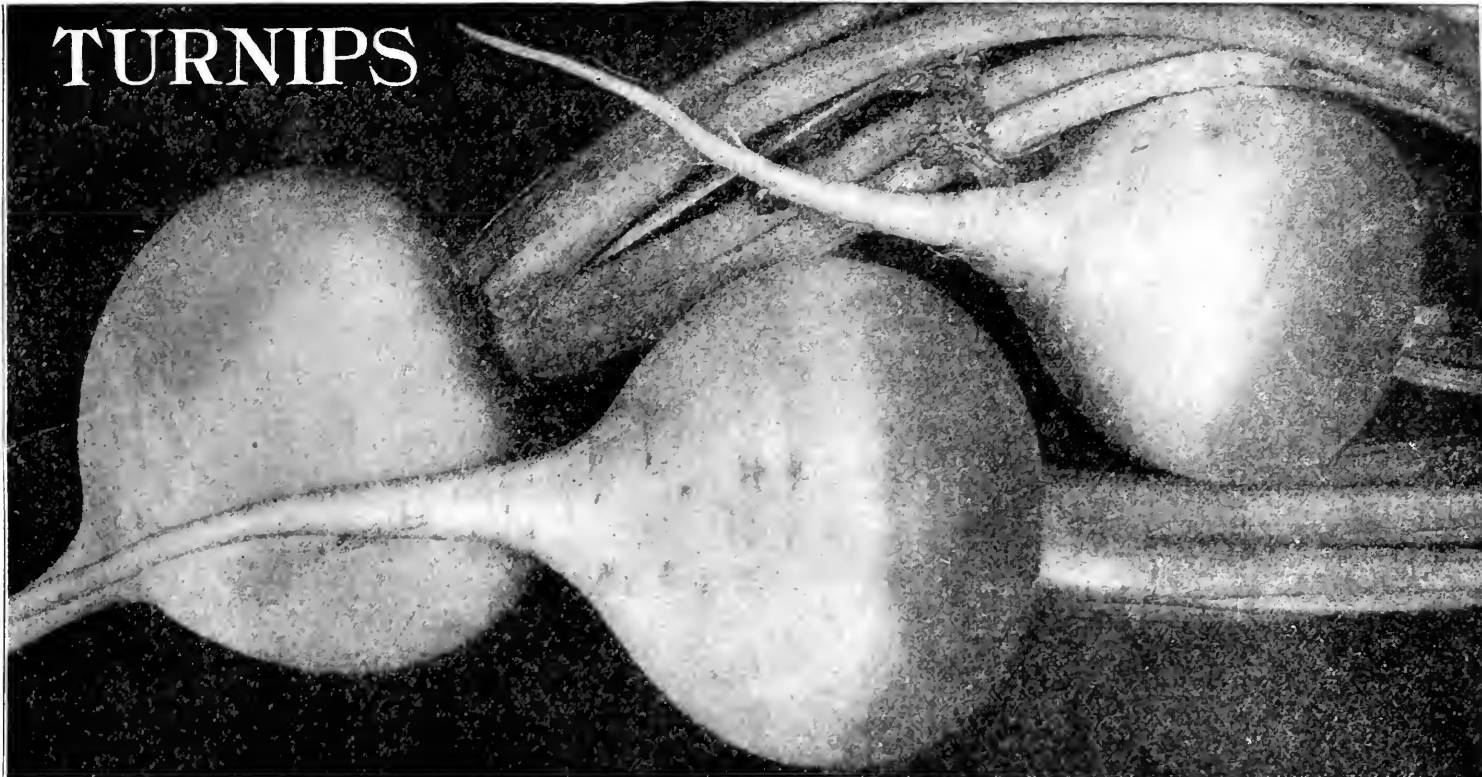
1750. Red Pear. Fruit pear-shaped, of bright scarlet color, rich flavor.

1755. Yellow Cherry. Fruits are of a light lemon-yellow, about half an inch in diameter, bears early and freely until frost.

1760. Yellow Pear. Similar to the Red Pear, but a handsome yellow.

1765. Yellow Plum. Fruits are yellow, plum-shaped, in clusters. Excellent.

TURNIPS



White Globe Turnip.

Purple Top White Globe Turnips.

Culture. Sow seed early in Spring for summer crop and early in August for late crop; 1 oz. of seed will sow 150 ft. of row; 1 to 2 lbs. per acre.



1770. Northrup, King & Co.'s Early White Model. Best for private gardens and home use. Very early and the most perfectly formed, round, white Turnip. It has a short top and a single tap root. Flesh, snowy white, solid and sweet.

1775. Cow Horn. Pure white, except a little shade of green at the top. Carrot shaped, grows nearly half out of the ground and slightly crooked. Delicate and well flavored; a rapid grower and good for market use.

1780. Early White Flat Dutch. A very popular sort for table or market; grows quickly, comes early; clear white skin, flesh juicy; mild flavor and excellent quality; bulbs free from small roots.

1785. Extra Early Purple Top Milan. Similar to the White Milan, except that the roots are a little more flat, and the upper portion is a beautiful purple-red.

1790. Extra Early White Milan. The earliest Turnip. Tops very small, distinctly strap-leaved and growing very erect and compact. Bulbs form earliest of any sort. The clean white roots are smooth, flat, symmetrical and handsome in appearance. The flesh is white, tender and sweet.

1795. Golden Ball or Orange Jelly. One of the most delicious and sweetest yellow-fleshed Turnips. Not of large size, but firm, hard and excellent flavor. Keeps well and is superior as a table variety.

1800. Purple Top, Strap-Leaved. The most popular sort. A general favorite with all, and more largely grown than any other Turnip; will do well to sow either broadcast or in drills, and will form good sized bulbs in seven or eight weeks. Rather flat and of medium size. Color, purple above ground, white below; flesh, white, fine grained and tender.

1805. Purple Top White Globe. Of a perfect globe shape, about six inches in diameter, with smooth, white skin; flesh pure white, firm and crisp, and of quick growth. A good keeper and is fine for market.

1810. White Egg. A quick grower; a grand good keeper; excellent either as an early or late variety. The flesh is very sweet, firm and mild, never having the rank, strong taste of some varieties.

1815. White Globe. Perfectly globe-shaped; skin white and smooth; leaves, large and dark green. Flesh is white and of good quality.

1816. Amber Globe Green Top. A large, round variety with solid yellow flesh. Fine for stock feeding and a good keeper. Excellent for table use, being very sweet.

1817. Purple Top Yellow Aberdeen. Of medium size, globe-shaped with yellow flesh of fine quality; matures late so should be sown early; keeps well and is a good variety for stock.

RUTA BAGA

Swedish Turnip.

1900. Northrup, King & Co.'s Prize Winner.



Northrup, King & Co.'s Prize Winner Ruta Baga is a purple top, yellow fleshed variety. The roots reach a good size and are exceedingly uniform in appearance. The Prize Winner is an all around Ruta Baga, suited to every purpose and every soil. We do not hesitate to say that in the Prize Winner we possess the handsomest and most productive stock of purple top Ruta Baga known. Valuable not only for stock feeding but for table use as well.

1905. American Purple Top. This strain is of American origin and is a purple top, yellow variety. It has been selected to produce a smaller top and a shorter neck than is usually found; the roots grow to a large size and are of the finest quality and excellent both for the table and for stock feeding.

1910. Carter's Hardy Swede. An excellent sort either for table use or stock feeding. Flesh, yellow, solid, firm, sweet and rich. It is a hardy variety and yields heavily.

1915. Hurst's Monarch. Distinct in type, being of tankard shape. On account of the size it attains, it will yield from two to seven tons more to the acre than any other variety.

1923. Large White Sweet. Excellent keeper. Desirable for table and stock. Roots, large, globe-shaped small neck, color white. Flesh, white, firm and sweet.

HERBS

Utilize the corners for a few Pot and Sweet Herbs (for flavoring meats, soups, etc.) indispensable to every garden, while Medicinal Herbs will be found useful. Thrive nicely along sunny side of fence in a deep, rich soil.

Culture. These thrive best in a rich, mellow soil. Sow the seed early in Spring in shallow drills, one ft. apart; when up two or three inches thin out or transplant. Cut on a dry day before coming into full blossom, tie in bunches and hang up where they can dry quickly.

- 1818. Anise. Used for cordials, garnishing and flavoring. Pkt., 5c.
- 1820. Balm. Leaves used for making pleasant beverages. Pkt., 10c.
- 1825. Basil, Sweet. Leaves are used in soups, etc. Pkt., 5c.
- 1830. Borage. Leaves used for flavoring, and flowers furnish bee pasture. Most easily grown in any waste place. Pkt., 5c.
- 1835. Caraway. Grown for seeds; used for flavoring. Pkt., 5c.
- 1840. Catnip or Catmint. Leaves and young shoots used for seasoning. Pkt., 10c.
- 1845. Coriander. Seeds used in the manufacture of beverages, in confectionery and culinary preparations. Pkt., 5c.
- 1850. Dill. Seeds have an aromatic odor and pungent taste. Pkt., 5c.
- 1855. Fennel, Sweet. Ornamental; also, used in sauce. Pkt., 5c.
- 1860. Horehound. Used for seasoning and cough remedy. Pkt., 10c.
- 1865. Lavender. An aromatic and useful medical herb. Pkt., 15c.
- 1870. Marjoram, Sweet. Leaves used for seasoning. Pkt., 5c.
- 1875. Pennyroyal. Agreeable odor and flavor. Pkt., 15c.
- 1880. Rosemary. The leaves of this plant are aromatic. Pkt., 15c.
- 1885. Sage. An indispensable herb for seasoning. Pkt., 5c.
- 1890. Summer Savory. Used for flavoring soups. Pkt., 10c.
- 1895. Thyme. Leaves and young shoots used for seasoning; a tea is made of the leaves; a remedy for headache. Pkt., 5c.



A Beautiful, Smooth, Velvety, Green Lawn is Certain Through Sowing
Northrup, King & Co.'s "Sterling" Lawn Grass Seed

Sold only in Sealed Bags.

ANALYZED AS TO PURITY

∴

TESTED AS TO GERMINATION



Northrup, King & Co.'s Sterling.

A smooth, velvety lawn surrounding a house adds not only to the value, but enhances the enjoyment of every home, whether it be in city, town or country. When properly made, a lawn is as satisfactory as any investment a home owner can make. A lawn may be made in two ways, by sodding or by sowing seed. Sodding is not only very expensive, but unsatisfactory as well. Sods are ordinarily taken from a pasture or along the roadside and almost invariably contain weed seeds and coarse, tufty grasses which appear after the lawn is made. Seeding is not only more economical but is attended with better results.

The most important thing to consider in selecting seed for lawn grass is to obtain a proper mixture of several varieties, for two reasons. First, each variety is at its best during a certain part of the season. By properly choosing early, medium and late grasses, a smooth, even, green lawn is assured from early Spring to late Autumn. Second, a given area can support only so many grass plants of one kind for they all absorb the same sort of food, but if several varieties are sown, the same area will support many more plants, as different sorts live on various elements in the soil. This will give a much thicker and more luxuriant turf all over the lawn.

With these facts in mind our Sterling Lawn Grass Seed is scientifically combined. Our experience of many years has given us an intimate knowledge of grasses, their habits and requirements. In our Sterling Lawn Seed are included the best varieties—pure, clean and free from fowl seed.

Our Sterling Lawn Seed is very quick in growth and is ready for mowing in from six to eight weeks from the time the seed is sown.

From early Spring until late in the Fall, lawns sown with our Sterling Lawn Seed remain green and fresh, for the reason, that this mixture includes quick growing varieties which are at their best soon after the frost is out of the ground, others that mature and flourish in Midsummer, and still others that are greenest and sturdiest in Autumn. For each of these seasons there are several different varieties living on different elements in the soil, so that one is certain always to have a satisfactory carpet of green wherever our Sterling Lawn Seed is sown, under favorable conditions.

Strangers visiting Minneapolis, frequently comment upon the beauty of its lawns, both in the public parks and about the homes of the residents. Our Lawn Grass Seed is used very extensively, not only in our own city, but in all parts of the United States, and the demand for it is increasing every year. Our Lawn Seed is used on golf courses, tennis courts, croquet lawns, athletic fields, in parks, cemeteries and private grounds, with unvarying success. A brand of Lawn Grass Seed, such as our Sterling Mixture, which gives perfect satisfaction for these requirements is bound to insure a fine, beautiful, velvety turf around any well cared for residence.

Not only is Sterling Lawn Seed suitable for making new lawns, but it is equally valuable for quickly renewing old, worn-out areas.

Our BOOKLET ON LAWNS tells how to build new lawns, how to repair old lawns, and how to keep lawns green. We will mail one of these booklets free to any one on request. Our Sterling Lawn Seed is free from chaff, being especially re-cleaned and therefore less bulky than seed not so well prepared. A pound of Sterling Lawn Seed will seed a much larger area than will a pound of the cheaper mixtures. In making a new lawn one pound of Sterling Lawn Seed will sow 350 square feet.

Northrup, King & Co.'s Shady Place Mixture.

On almost every lawn there are shady places where difficulty is experienced in getting grass to grow. These bare spots are very unsightly and disfigure the lawn. In such places proper seeding may be all that is required. In this mixture we have combined fine, dwarf growing, ever-green varieties which do well in sheltered or shaded spots. Some varieties of grass require more sun than others, therefore if the kinds which need the least sun are selected, those sorts when sown in shady places will thrive and make a good appearance. Frequently a shady lawn, which is at the same time insufficiently drained, becomes affected with moss and coarse, bog grasses. In such cases an application of slacked lime at the rate of forty to fifty pounds to each thousand square feet is an excellent remedy; but the moss should be first removed with a sharp rake. When this is done, sow our Shady Place Lawn Mixture, which will bring greenness to the bare spots and restore the beauty to your lawn. Of course, very densely shaded places are quite hopeless and no variety of grass can be made to flourish under such conditions.

Nurse Crops For Lawns.

Kentucky Blue Grass is the basis of all good grass seed mixtures and the one which will eventually occupy the land. It is very slow to germinate, frequently lying in the soil 5 to 6 weeks before sprouting. On this account we advise the general use of nurse crops. For this purpose we recommend oats, medium red clover and winter rye, to be used according to the suggestions below. For the fall nurse crop use winter rye.

Nurse crops are especially desirable when a lawn is sown very late in the Spring and there is danger that the hot sun will dry up the soil and burn the grass seedlings before they become well started. Under these conditions either oats or medium red clover are useful. Oats produce shade more quickly, but medium red clover is more attractive and also enriches the soil. Medium red clover is also valuable for improving vacant lots, boulevards, or wherever a good effect is desired at slight expense.

Please refer to the Supplement for prices on Grass Seed.



Northrup, King & Co.'s Putting Green Mixture Is Composed Entirely of Dwarf Growing, Evergreen Grasses Which Make a Firm, Durable Turf.

Northrup, King & Co.'s Terrace Mixture.

The secret of a fine sward for terraces lies in obtaining grasses which root deeply and spread so as to make a heavy mat of sod. To keep such sod in first-class condition, the grass should not be cut too often nor too closely. Give it a chance to grow strong and tough. Let the food which the grass blades get from the air, dew and rain, work down to strengthen the roots. This mixture is suited for sowing on terraces, embankments and hillsides, preventing heavy rains from washing them out, and withstanding drought and exposure; produces at the same time a velvety, luxuriant turf of especially fine appearance.

To keep the terrace looking well, it is important that the grass plants should always be healthy and vigorous. Sterling Garden and Lawn Fertilizers, Bone Meal and Sheep Manure are splendid for the purpose. See page 95 for complete information. Some years ago, at the time the Minneapolis Industrial Exposition Building was opened, the grounds were terraced to the street. The management was anxious to have the grounds look as well as possible, but was in a quandary as to the terrace. We supplied them with our Terrace Mixture six weeks before the Exposition opened, with the result that at the end of that time the terraces looked as though they had been established for several years.

Lawn Restoring Grass Seed.

In the Spring of the year there are, in almost every lawn, thin or bare spots which were caused by ice or exposure during the winter months. These may be very quickly renewed by an application of this mixture which is made up of those varieties of seeds which will rapidly grow

and occupy ground before weeds obtain a foothold. A spotted lawn may thus be made uniform and beautiful at slight expense.

Fair Green Mixture.

Golf courses require a mixture of grass seed which will give a smooth, level, compact turf. Our long experience in the mixing of grasses enables us to select those best adapted for this purpose. This seed was sown on the Minikahda Club's golf course, pronounced by professional players to be the finest sward in the country.

Putting Green Grass Seed.

A superior mixture of deep rooting grasses, of fine fibrous character, forming a strong, durable turf. Excellent for croquet or bowling greens, tennis lawns, putting greens or other places where a durable, fine sward is desired.




Sterling Garden and Lawn Fertilizer. An excellent lawn dressing containing the proper plant food to stimulate the grass into luxuriant growth. This is especially valuable in early Spring to fertilize the bare places before sowing seed. Two or three applications in a season will keep grass in flourishing condition. See page 93 for complete directions and prices.

Grass Seed Required. Quantity For New Lawns.

1 lb. for 350 square feet. 3 lbs. for 1050 feet. 5 lbs. for 1750 square feet.
 lbs. for 3500 square feet. 100 to 125 lbs. per acre.

Please refer to the Supplement for Prices on Grass Seed.



The Beautiful Lawns of Minneapolis and Along the Shores of Lake Minnetonka, Now Famous Throughout the United States, Have Been Established With Sterling Lawn Grass Seed.

Beautiful American Asters

Cultural Note on Asters.

The cultivation of the Aster is simple. Do not sow the seed too early; the middle of March indoors is considered a very good time. Successive sowings should be made, if a constant supply of flowers is desired from July until frost. For early use sow the seed in shallow boxes, covering with one-fourth inch of soil. Later sowings may be made in hotbeds or cold frames; or in the open ground, broadcast or in drills, when all danger of frost is past. Never use the same ground or location twice in succession. The soil should be rich and moist. We recommend pulverized sheep manure, wood ashes and phosphates as fertilizers. If barnyard manure is used it should be thoroughly decomposed. Allow plants plenty of room; rows should be 3 feet apart and 15 inches between the plants in the row, but the distance may be less according to the habit or growth of the variety.

The aster beetle or fly is one of the worst pests but there seems to be only one crop of them, and these if caught and killed are not usually followed by others. Dusting the plants with air slacked lime or dry ashes will be found beneficial. Root lice and cut worms are also troublesome. Applications of kerosene emulsion or tobacco water around the roots are effective. Aster blight or "yellows" can usually be traced to the work of the above pests.

The plants should be pulled and burned if they should become badly diseased. Growers should remember that prevention is better than cure. Good cultivation and the timely use of the remedies suggested should produce healthy, vigorous plants.


2031. Lavender Gem Aster.

One of the most beautiful Asters; color a charming shade of lavender, deepening with age. The flowers are always full double, borne in profusion on long, slender, wiry stems. Of the Ostrich Feather type, large, artistic and loosely arranged. Pkt., 15c.

Queen of the Market.

The earliest first-class Asters, coming into flower almost a month in advance of later sorts. The plants are of open habit, about 15 inches high, bearing on stems 10 to 15 inches long the finely formed double flowers. This is the standard variety among florists for early cutting.

2007. Crimson	pkt., 10c	2010. Lavender	pkt., 10c
2008. Flesh Pink	pkt., 10c	2011. Purple	pkt., 10c
2009. Rose Pink	pkt., 10c	2012. White	pkt., 10c
2013. Finest Mixed Colors	pkt., 10c		
2014. Collection of 1 pkt. each of the above 6 colors	50c		



Rochester Giant Comet Asters.

This is a new class of Asters of which the plants are like those of the Late Branching, large and strong. The flowers like all the Comet type have petals that are very long, narrow and gracefully recurved, giving them a lightness and grace that makes them the most artistic of all Asters. The immense size of the flowers—they are the largest Asters now in cultivation—their artistic beauty, delicacy of coloring and freedom of bloom make them superior to almost all others. They bloom in mid-season.

2015. Lavender	pkt., 15c	2018. Rose Pink	pkt., 15c
2016. Purple	pkt., 15c	2019. White	pkt., 15c
2017. Light Pink	pkt., 15c	2020. Finest Mixed Colors	pkt., 15c
2021. Collection of 1 pkt. each of the above 5 colors	75c		


Improved Crego Giant Comet Asters.

This Aster resembles the Chrysanthemum very much in form. It is usually large, being 3 to 5 inches in diameter when well grown. The petals are very large, twisted and curled so as to give the blossoms a beautiful, fluffy appearance. They keep in good condition extra well when cut. The plants, of luxuriant, branching growth, attain a height of 18 inches to 2 feet, each plant bearing from 20 to 30 magnificent flowers on very long stems. We offer these in 6 shades, each distinct and deserving cultivation.

2023. Azure Blue	pkt., 15c	2027. Shell Pink	pkt., 15c
2024. Lavender	pkt., 15c	2028. White	pkt., 15c
2025. Purple	pkt., 15c	2029. Finest Mixed Colors	pkt., 15c
2026. Rose Pink	pkt., 15c	2030. Collection of 1 pkt. each of the above 6 colors	75c



Magnificent Field of the Improved Crego Giant Comet Asters Grown for Seed Purposes.



King Asters.

A magnificent class of Asters, distinct from others in the character of the flower. The long petals are folded lengthwise, appearing almost as if quilled. The flowers are of great size, full and large, of good substance and last very long when cut. The plants are large and the stems exceptionally long and strong.

2049. Crimson King. Very rich, deep crimson. A most striking and attractive variety for those who prefer this color. Pkt., 15c.

2032. Pink King. This is a beautiful and delicate lavender pink shade; it has the characteristic narrow petal of the class but the petals are not so closely folded as some of the others. This gives the flower a graceful, soft appearance. The plants are upright in growth. Pkt., 15c.

2033. Rose King. A very attractive Aster with large, handsome double-quilled flowers of a brilliant rose color. A great favorite among florists, lasting in perfect condition a long time. It is vigorous in habit, with stems frequently two feet long. Pkt., 15c.

2034. Violet King. The petals are twisted, curled and incurved in the center, completely covering the crown. The bloom is full and large; plants strong and free-branching. Season, mid-summer to frost; the color is a soft violet-lilac. Pkt., 15c.

2035. White King. This has the same handsome type of flower and upright growth of plant as the Violet King and makes a very pleasing contrast with that variety. The cut flowers have the splendid lasting quality characteristic of the King class. In season White King blossoms with the Late Branching and has all the vigor of that famous race. The plants are more upright in growth than the Violet King and Rose King. Pkt., 15c.

2036. Finest Mixed King Asters. Pkt., 15c.

2037. Collection. This includes one packet each of the above 5 colors; the 5 pkts., 60c.

American Branching, Semple's or Vick's Branching

A grand, popular strain having all the characteristics of a good Aster.

The plants form strong, branching bushes 2 to 3 feet high, bearing on long, strong stems their handsome Chrysanthemum-like flowers averaging about 5 inches across. The form of the flowers and length of stem puts them in the front rank for cutting. They bloom late in the season.

- | | |
|--|-------------------------------|
| 2038. Azure Blue..... pkt., 10c | 2043. Mary Semple, |
| 2039. Crimson..... pkt., 10c | Shell Pink..... pkt., 10c |
| 2040. Dark Violet... pkt., 10c | 2044. Lavender..... pkt., 10c |
| 2041. Rose Pink.... pkt., 10c | 2045. Purple..... pkt., 10c |
| 2042. Deep Rose.... pkt., 10c | 2046. White..... pkt., 10c |
| Pink..... pkt., 10c | |
| 2047. Finest Semple Mixed Colors..... pkt., 10c | |
| 2048. Collection of one pkt. each of the above 9 colors..... 80c | |

Astermum.

A strain of Comet Asters which on account of their immense size and Chrysanthemum-like appearance have been appropriately named Astermums. They attracted great attention when they were first exhibited a few years ago and have become increasingly popular ever since.

The plants grow about three feet high with strong stems and usually bloom a trifle earlier than the Crego Giant Comets. Few of the flowers are less than five inches in diameter.

- | |
|--|
| 2050. Dark Lavender..... pkt., 15c |
| 2051. New Shell Pink..... pkt., 15c |
| 2052. Rose Pink..... pkt., 15c |
| 2053. White..... pkt., 15c |
| 2054. Finest Astermum Mixed Colors..... pkt., 15c |
| 2055. Collection of 1 pkt. each of the above 4 colors..... 60c |

Improved American Victoria. The Daybreak Type.

These very desirable medium early Asters produce plants stilly erect in habit of growth, which attain a height of 18 to 20 inches. The flowers form a ball about 2½ inches in diameter with regularly incurved petals, borne on long, stout stems.

- | | |
|---------------------------------------|----------------------------------|
| 2060. Blue..... pkt., 15c | 2065. Finest Daybreak Mixed |
| 2061. Lavender..... pkt., 15c | Colors..... pkt., 15c |
| 2062. Light Shell Pink..... pkt., 15c | 2066. Collection of 1 pkt. |
| 2063. Rose Pink..... pkt., 15c | each of the above 5 colors.. 60c |
| 2064. Shell Pink..... pkt., 15c | |

2072. Red Aster "Sensation."

This is the reddest of all Red Asters, the color being a rich garnet or ox blood red which glistens in the sunshine like a live coal. The plants are of free-branching habit, about 18 inches high; the very double flowers, averaging 3½ inches across, are borne freely on stems a foot long from early Aug. till late Sept. The intense color shows up well when cut, and makes a brilliant bit of color in a bed or border. Pkt., 15c.

2073. Enchantress Pink Aster.

Immense flowers of a soft delicate pink which does not fade; borne in strong, upright plants. The plants are tall and strong and the flowers are the size of the largest Branching Asters. The flower is made up of broad petals, loosely arranged, producing an exceedingly soft and pleasing effect. Pkt., 25c.

2074. Giant Purity. Large, double flowers of purest snowy whiteness; mid-season. Pkt., 25c.

2075. Pink Beauty. This has been pronounced by experts to be the finest pink mid-season Aster. The bushy plants grow 24 to 30 inches high, and bear as many as 50 large chrysanthemum-like flowers of a delicate blush-pink. Pkt., 15c.

2076. Crimson Giant. A superb, late branching Aster of upright growth. Flowers extra large, five inches or more across. Stems about 18 inches long, color rich blood crimson. Pkt., 15c.

2078. Peerless Pink. One of the finest, late branching Asters. Flowers are a rich shell pink, four or five inches across. Robust grower and free-flowering. Pkt., 15c.

Peony Flowered Perfection Aster.

Has double, large and beautiful flowers with incurved petals, resembling very much a Peony in shape. The plants are strong and upright, bearing handsome blooms on long, stiff stems. Extra fine for bouquet work. Height, 20 inches.

- | | |
|---------------------------------|-----------------------------------|
| 2080. Blue..... pkt., 15c | 2082. Crimson..... pkt., 15c |
| 2081. Snow White..... pkt., 15c | 2083. Mixed Colors..... pkt., 15c |

Royal Asters

These form a new class of Asters in which the petals are very broad and distinctly incurved or shell-shaped. This produces an effect of shading that enhances the beauty of the color. Charmingly graceful, producing a Chrysanthemum-like effect.


In size the flowers are like the Late Branching Asters and the plants have the same sturdy vigor but are not so tall, branching close to the ground. They are earlier than the Branching Type and remain in bloom a long time.

- | | |
|--|---|
| 2085. Lavender..... pkt., 15c | 2088. Shell Pink..... pkt., 15c |
| 2086. Purple..... pkt., 15c | 2089. White..... pkt., 15c |
| 2087. Rose Pink..... pkt., 15c | 2090. Finest Mixed New Royal..... pkt., 15c |
| 2091. Collection of 1 pkt. each of the above 5 colors..... 60c | |


Beauty Asters

A most valuable introduction on account of its late flowering, coming into bloom fully two weeks later than Late Branching, and furnishing high-grade cut flowers from early October until killing frost in November. The plants are unusually vigorous, from 2½ to 3 feet high. Perfectly double flowers, 4 to 5 inches across, extra long strong stems.

- | | |
|---|--|
| 2092 American Beauty, cerise-rose pkt. 15c. | 2094 Purple Beauty, deep purple pkt. 15c |
| 2093 Lavender Beauty, soft lavender pkt. 15c. | 2095 September Beauty, shell-pink pkt. 15c |



Astermum



SWEET ALYSSUM

2105. Abutilon. Flowering Maple. These grow rapidly and make fine, large shrubs, bearing elegant bell-shaped flowers in great profusion. Pkt., 25c.

2108. Adonis. Showy annuals of easy culture, with pretty, fine cut foliage, dark crimson flowers with light center. 1 foot. Pkt., 10c.

Ageratum. One of the best bedding plants, being literally a sheet of bloom from early summer until frost. Unlike many bedding plants, their flowers are not liable to be spoiled by rain, nor do the colors fade out. The various blue varieties are without doubt the most satisfactory bedding plants of this color for our climate. Easily raised from seed, which is usually started in a hotbed or window and transferred to the open ground in May. Can also be sown outdoors in May. A sowing in September will give plants to bloom all winter.

2110. Blue Perfection. The darkest color of all large flowering Ageratums. Color deep amethyst-blue; compact growth; fine bedder. ¼ oz., 40c; pkt., 10c.

2111. Little Blue Star. A variety of exceedingly dwarf and even growth; the tiny bushes, not over 4 to 5 inches high, are densely covered with bright blue flowers, a fine variety for edging. Pkt., 25c.

2112. Princess. A beautiful variety of compact, even growth, rarely exceeding 8 inches in height, the flowers are sky-blue with white centre, the contrast being really exquisite. ¼ oz., 40c; pkt., 10c.

2113. Imperial Dwarf Blue. A clear blue; growth about 8 inches high. ¼ oz., 25c; pkt., 5c.

2114. Imperial Dwarf White. Growth about 8 inches high. ¼ oz., 25c; pkt., 5c.

Alyssum. Sweet. A very pretty plant for beds, vases, baskets, edgings or rock work. Sweet scented and blooms profusely all summer.

2115. White. Oz., 50c; pkt., 5c.

2116. Little Gem, or Carpet of Snow. A very select strain, habit 2½ inches high and about 12 to 18 inches in diameter. The blooms are massed, completely hiding all foliage, and a field of this in bloom has the appearance of being covered with snow. It begins to bloom when quite small, and the plants are a solid mass of white from spring to late autumn, and undoubtedly the best white-flowering edging plant in the list. Oz., 75c; ¼ oz., 25c; pkt., 10c.

Amaranthus. Brilliant foliaged annuals, growing from 3 to 5 ft. high. Very useful in borders of tall plants or for the centers of large beds. Give plants plenty of room.

2118. Caudatus. LOVE LIES BLEEDING. Brilliant blood red of drooping habit, 3 ft. Pkt., 5c.

2120. Tricolor. JOSEPH'S COAT. Leaves red, yellow and green. Pkt., 5c.

2121. Salicifolius. FOUNTAIN PLANT. Willow leaved. Height 3 ft. A most effective plant. Foliage bronzy-crimson. Pkt., 15c.

2122. Sunrise. A most beautiful plant; height, 2 feet; the leaves are long and narrow, the upper ones of the brightest glowing crimson. Pkt., 15c.

2145. Asparagus plumosus. Probably the most popular house plant today. You can grow it for yourselves and neighbors. The leaves are bright green, gracefully arched, surpassing Maiden Hair Ferns in grace, delicacy of texture and richness of color. Pkt., (10 seeds) 15c.

Bachelor's Button. Double Cornflowers.

Also known as Centaurea, Cornflower, Blue Bottle, Ragged Sailor, etc. These are among the most attractive of all hardy annuals and one of the most popular of all old-fashioned flowers.

2151. Double Bachelor's Button. All colors mixed. ¼ oz., 35c; pkt., 10c.

2152. Double Blue. One of the leading annuals. It is identical in color to the popular single blue Cornflower, which is so much in demand for cutting, especially for buttonieres, but, being a full, double flower, it takes fewer of them to make a nice bunch, and it is better in every way. The plants form nice symmetrical bushes about 18 inches high. ¼ oz., 35c; pkt., 10c.

2153. Double Rose-pink. The flowers are quite double, and of an attractive clear rose-pink, a color that is always in demand both in the garden and for cutting. ¼ oz., 35c; pkt., 10c.

Balsam or Lady Slipper. Double Camelia Flowered. An old and favorite garden flower, producing its gorgeous masses of beautiful, brilliant colored double flowers in the greatest profusion; of easy culture; succeeds in a good rich soil. Our strain is unrivaled for great variety and size of flowers. 2 feet.

2155. Snow White pkt., 10c. **2158. Scarlet** pkt., 10c.

2156. Pink pkt., 10c. **2159. Light Lemon** pkt., 10c.

2157. Salmon Prince, very durable, exquisite salmon pink pkt., 10c.

2160. Solferino, white, striped with purple scarlet pkt., 10c.

2163. Balsam, all colors mixed ¼ oz., 25c; pkt., 5c.

2125. Anchusa. Cape Forget=Me=Not.

A rare annual of great beauty. Grows two feet high. It will thrive in a shady, out-of-the-way place where scarcely anything else will grow. It resembles a large beautiful Forget-Me-Not of deep blue color. Blooms all Summer. Pkt., 10c.

Antirrhinum or Snapdragon.

Snapdragons were a feature of the old-fashioned garden. Then for a time they were neglected, but suddenly when the improved new sorts appeared, they became one of the most fashionable bouquet flowers. Today they are being raised in gardens everywhere since the splendid flower spikes appearing all Summer, are as valuable for bedding effects as for cutting and form a pleasing contrast to some of the stiffer, coarse annuals.

Culture. Should be sown in open ground the latter part of May. It is best to start seeds indoors in a shallow box or in a hot-bed, in a temperature of about 65 degrees. Cover seeds to a depth of four times their size and press surface firm with a board. Water with a fine spray. Transplant seedlings after second leaves form and remove to garden when weather is warm and settled. All Giant varieties, per pkt., 15c.

2127. Giant White 2130. Giant Yellow

2128. Giant Scarlet 2131. Giant Pink

2129. Giant Garnet 2132. Giant Striped

..... 2133. Giant Mixed.

2134. Queen of the North. Grows 1 foot high and densely covered with large white flowers. A gem for beds and borders, valuable for pot culture. Pkt., 10c.

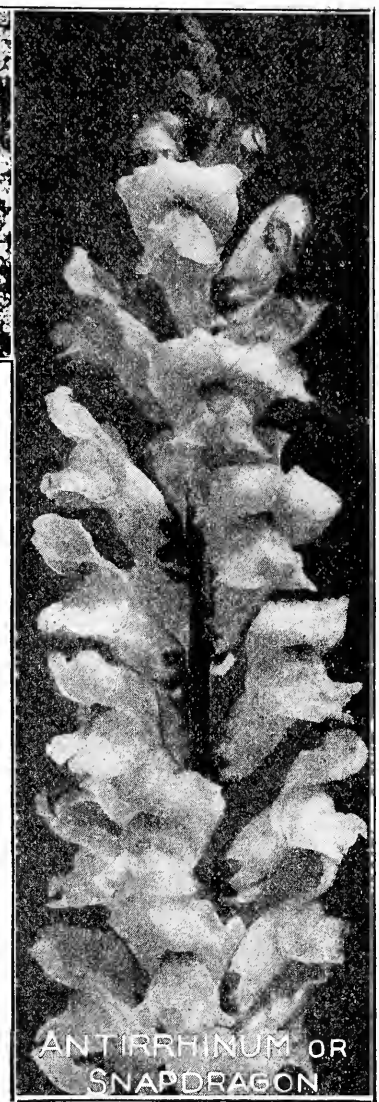
2135. Tom Thumb Mixed. Large variety of colors; best for bedding. Pkt., 15c.

2136. Tall Mixed. Extra fine selection, best for cutting. ¼ oz., 35c; pkt., 10c.

2140. Arctotis. Blue Eyed African Daisy. A remarkably handsome new annual. It forms a branching bush 2 to 3 feet high. Its flowers are large and showy, being pure white on the upper surface, the reverse of petals being a pale lilac blue. It is of easiest culture and flowers from early Summer until late Fall. Pkt., 10c.

Culture for Arctotis. Sow in the open ground when danger from frost is past.

Cover the seeds to a depth of four times their size and press surface firmly with a board. Water with fine spray.



ANTIRRHINUM OR SNAPDRAGON



ARCTOTIS

**Northrup, King & Co.'s Sterling Balsam.**

2162. Mixed. The finest mixture possible to combine, representing the best selections from the most celebrated specialists of Europe. The flowers are very large, measuring from two to three inches in diameter, of perfect form, resembling the flower of the Camellia, and are as double, in fact, the petals are so densely produced that the yield of seed is extremely small, one single plant often producing not more than five seeds. The colors of the flowers are varied and brilliant, comprising pure white, crimson, white shaded lilac, rose, spotted, scarlet, blue, purple and many other tints. $\frac{1}{4}$ oz., 25c; pkt., 10c.

2166. **Bartonia aurea.** Large golden blossoms, similar in shape to the Evening Primrose. Valuable for borders. One foot in height. Pkt., 10c.

2176. **Bidens dahlioides.** One of the finest additions to the list of annuals for cut flowers. The blossom is suggestive of the Dahlia and Coreopsis with both of which this plant is allied. The flowers which are produced on long stems are large, single, pink or white with yellow centers. The seeds should be started inside and planted out when danger of frost is over. They do best in a sunny location, but need cool, moist soil, so it is well to keep the ground well mulched. See illustration on page 46. Mixed, pkt., 25c.

2177. **Brachycome.** Swan River Daisy. Free-flowering, dwarf-growing annual, covered during the greater part of the summer with a profusion of pretty blue or white flowers; suitable for edgings. Pkt., 10c.

Browallia. A favorite profuse-blooming bedding plant, covered during the Summer and Autumn, with beautiful flowers of intense blue; grows freely in any rich soil.

2178. **Speciosa Major.** Large-flowering variety, brilliant ultramarine blue, a rare color. Especially valuable as a pot plant. Pkt., 15c.

2180. **Elata Coerulea.** Large sky blue flowers with a white center. Plants 18 inches high. Pkt., 10c.

Calendula. Pot Marigold. Freely flowering plants of easiest culture, succeeding everywhere and flowering continuously. Flowers double, showy, of large size and pleasing colors. One of the best old-fashioned flowers.

2185. **Orange King.** Double, dark orange red, a very select strain grown with the greatest of care. The plants in the open ground under ordinary field cultivation attain a growth of 18 inches high and produce blossoms $3\frac{1}{2}$ inches in diameter. What they will do under intensive hot-house culture can be left to the imagination. Oz., 50c; pkt., 5c.

2190. **Lemon King.** Double, bright sunflower yellow. We believe this should be equally as popular as the Orange King as it has the same habit of growth and the blooms are fully as large, being $3\frac{1}{2}$ inches in diameter. These two varieties produce the largest blooms of any of the Calendulas. Oz., 50c; pkt., 5c.

2195. **Nankeen.** A very distinct variety, the double flowers of a creamy-yellow, slightly flushed apricot, dark brown eye. Oz., 40c; pkt., 5c.

2200. **Meteor.** Large, double yellow, striped with orange, very showy. Oz., 35c; pkt., 5c.

2205. **Prince of Orange.** Resembles Meteor but is much darker, especially fine. Oz., 35c; pkt., 5c.

2210. All colors mixed. Oz., 25c; pkt., 5c. For other Marigolds, see page 51.

Calliopsis or Coreopsis. Showy and beautiful free-flowering annuals, of the easiest culture, doing well in any sunny position, blooming all summer and excellent for cutting and massing. It is best to sow them where they are to bloom, thinning out to stand 6 to 12 inches apart. By keeping the old flowers cut off the flowering season can be lengthened until late autumn.

2215. **Crown of Gold.** Large, rich golden yellow. Height 18 inches. Fine for cutting. $\frac{1}{4}$ oz., 30c; pkt., 10c.

2220. **Crimson King.** An excellent dwarf variety; color, velvety crimson garnet. Height nine inches. $\frac{1}{4}$ oz., 30c; pkt., 10c.

2225. **Tiger Star.** Plants not over 9 inches high. Flowers of rich reddish brown, tigered with golden-yellow, not unlike some of the Orchids. $\frac{1}{4}$ oz., 35c; pkt., 10c.

2230. **Drummondii, Golden Wave.** Rich golden-yellow with small chestnut-brown center; very freely flowering. $\frac{1}{4}$ oz., 20c; pkt., 5c.

2235. **Nigra Speciosa.** A beautiful crimson color. $\frac{1}{4}$ oz., 20c; pkt., 5c.

2240. **Double Tinctoria.** Double and semi-double very showy flowers of rich maroon, edged with gold; 18 inches high. $\frac{1}{4}$ oz., 25c; pkt., 5c.

2245. **Tinctoria.** Another showy variety, the large flowers being bright yellow and maroon, about evenly divided; height 2 feet. $\frac{1}{4}$ oz., 25c; pkt., 5c.

2250. Mixed Colors. Oz., 50c; pkt., 5c.



BACHELOR'S BUTTON



BRACHYCOME SWAN RIVER DAISY

Candytuft. Universally known and cultivated. When sown in easy to cultivate. April, flowers from July until frost. Very hardy and Height, 1 foot.

2255. **Giant Hyacinth Flowered or Improved Empress.** An improved strain of the Empress Candytuft, forming much branched plants about 18 inches high, each branch terminated by an immense spike of very large individual pure white flowers. Makes a very effective white bed or border and is invaluable for cutting. Oz., 75c; $\frac{1}{4}$ oz., 25c; pkt., 10c.

2260. **Purple.** Oz., 35c; pkt., 10c. 2275. **White Rocket.** Oz., 40c; pkt., 10c.

2265. **Tom Thumb White.** Oz., \$1.00; pkt., 10c. 2280. **Crimson Oz.** 50c; pkt., 10c.

2270. **Lavender.** Oz., 40c; pkt., 10c. 2285. **Mixed Colors.** Oz., 40c; pkt., 5c.

2290. **Canna.** Indian Shot. Dwarf Large Flowering French. Unquestionably the finest of bedding plants for the American climate and easily grown from seed. Soak the seeds in warm water until they swell, then sow in sandy loam and place in a hotbed. When up to the second leaf pot off singly and keep under glass until the proper planting season. A mixture of many varieties. Oz., 50c; pkt., 15c.

CARNATIONS.

Carnations are general favorites because of their rich colors, spicy fragrance and profusion of flowers. All the following varieties do well from seed, but the Marguerite and Chabaud types are the best for summer flowering.

Everblooming Chabaud Carnations. A new strain raised by M. Chabaud, the Carnation specialist of France. The plants are of even height as if trimmed, the stalks very stiff, the flower large, double and deliciously sweet. It has the largest and most charming color variation. These usually bloom in five months from time of sowing.

2295. **Fine Mixed.** $\frac{1}{4}$ oz., \$1.00; pkt., 25c.

Carnation Grenadin. The best scarlet Carnation for out-door blooming. Comes into bloom very early.

The beautiful, double, scarlet flowers are borne in great profusion and are very valuable for bouquets and cut flower use.

2300. **Brilliant Double Scarlet.** $\frac{1}{4}$ oz., \$1.25; pkt., 25c.

Marguerite Carnations. This new class of Carnations blooms in about five months after sowing. The flowers are of brilliant colors, ranging through many beautiful shades of red, pink, white, variegated, etc., exquisitely sweet and fully eighty per cent perfectly double. Seeds sown early in the year will give an abundance of flowers in July. Sown in May and kept pinched back, plants will bloom late in the Fall until checked by hard frosts. If protected by coarse straw litter they will live through the Winter and flower early the following Summer.

2305. **Deep Crimson**... Pkt., 15c. 2320. **Fiery Scarlet**... Pkt., 15c.

2310. **Sulphur Yellow**... Pkt., 15c. 2325. **Striped**... Pkt., 15c.

2315. **Bright Rose**... Pkt., 15c. 2330. **Pure White**... Pkt., 15c.

2335. **Collection of one packet each of the above colors.** 75c.

2340. **Mixture of all colors Marguerite Carnations.** Pkt., 10c.

Marguerite Carnations in separate colors. $\frac{1}{8}$ oz., 35c; $\frac{1}{4}$ oz., 60c; $\frac{1}{2}$ oz., \$1.00; oz., \$2.00.

Giant Marguerite Carnations. An improved strain producing flowers of immense size, frequently measuring $2\frac{1}{2}$ to 3 inches across. Strong, vigorous growers and wonderfully free-flowering.

2345. **Mixed Colors.** Oz., \$1.50; pkt., 15c.

Celosia Cristata. Cockscomb. Freely blooming annuals; grow best in light soil not too rich. They make splendid border plants.

2350. **Empress.** (Colossal size). Some measure 4 feet from tip to tip, color rich crimson. Pkt., 10c.

2355. **Queen of the Dwarfs.** This is the best of the dwarf growing Cockscombs. The plants grow only 8 inches high with beautiful dark rose-colored combs, often 2 feet across. Pkt., 10c.

Celosia Plumosa. Feathered Cockscomb. These make fine plants for large beds or groups.

2360. **Thompson's Superb.** Of pyramidal growth, attaining a height of a little more than two feet and producing graceful, feathery plumes of the most brilliant crimson. In the sunlight the rich color of the flower spikes is beautifully contrasted with the bronze-colored foliage. Pkt., 10c.

2365. **Golden Plume.** Bright golden-yellow plumes. Pkt., 10c.

2370. **Plumosa, mixed.** Feathered. All colors. Pkt., 10c.

2375. **Celosia Childsi.** Chinese Woolflower. This is a unique form of the feathered Cockscomb, growing two to three feet high, by as much through, each branch terminated with a large head of rich crimson flowers that look as if made out of some silky-wool material. Very effective in beds or borders, but highly interesting and valuable for cutting, as they can be dried, and retain their bright color for weeks. Pkt., 15c.

Centaurea Imperialis. Sweet Sultan. This is without doubt the most beautiful of all the Centaureas. The beautiful sweet scented, artistic shaped flowers are borne on long, strong stems and when cut will stand for days in good condition. The plant itself is much stronger than any other Sweet Sultan. It is of very easy culture. One of the best annuals for cut flowers.
 2380. Alba. Pure white pkt., 10c
 2385. Favorita. Rosy lilac pkt., 10c
 2390. Splendens. Purplish lilac pkt., 10c
 2405. All Colors Mixed. Large pkt., 10c; ¼ oz., 35c

2410. **Centaurea Americana. Basket Flower.** A splendid native variety, growing 3 feet high and bearing immense thistle-like blooms of a rosy-lavender color. Very showy in the mixed border and splendid for cutting. ¼ oz., 35c; pkt., 10c.

2415. **Centaurea Suaveolens. Yellow Sweet Sultan or Grecian Cornflower.** Very showy, large, bright yellow flowers; sweetly scented and a popular sort for cutting. ¼ oz., 35c; pkt., 10c.

White-Leaved Centaureas. Dusty Millers. Fine for bedding, vases, hanging baskets and pots; also extensively used for margins. As an edging to a bed of dark-leaved Cannas or Scarlet Sage these are very effective. Sow the seed early indoors, and transplant in May. The white-leaved Cinerarias are also known as Dusty Millers. See No. 2430.

2420. **Gymnocarpa.** Fine cut silvery foliage, 1½ feet. 1000 seeds, 35c; pkt., 10c.

2425. **Candidissima.** Silvery white; leaves broadly cut. 1000 seeds, 50c; pkt., 15c.

2430. **Cineraria Maritima Candidissima. White Leaved Dusty Miller.** These, as well as the white-leaved Centaureas are called "Dusty Millers." Fine for bedding, ribbon beds and margins; prized for their beautiful downy, silvery foliage; half hardy perennials, but should be treated as annuals; 2 feet. ¼ oz., 25c; pkt., 10c.


Chrysanthemum.

Annual varieties. These are showy and effective garden varieties extensively grown for cut flowers. The foliage is ornamental and finely cut. The single varieties grow 12 to 18 inches high and produce on long stems large flowers resembling the Daisy, but of many bright colorings in distinct bands or rings.

2435. **Single Mixed. Painted Daisies.** Many colors. Oz., 35c; pkt., 5c.

2440. **Coronarium, Double Mixed Yellow, white, etc.** Oz., 35c; pkt., 5c.

2445. **Evening Star, or Helios.** Rich sunflower yellow, the disc slightly deeper yellow. Oz., 50c; pkt., 10c



Marguerite Carnations.

2500. **Scarlet Queen.** Brilliant orange-scarlet, a rare shade. ¼ oz., 35c; pkt., 10c.

2505. **Cleome Pungens. Giant Spider Plant.** Grows four to five feet high, strong and sturdy. Flowers borne in abundance, rosy-pink fading to white. Seed pods give the appearance of a big spider. Used largely in the Minneapolis parks. Very attractive for beds and mass planting. Pkt., 10c.

2510. **Rainbow Corn. Zea Japonica Variegata.** As an ornamental foliage plant but very interesting. It grows about 5 feet high, quite bushy, the wonderfully variegated leaves being striped with bright green, silvery white, rosy purple and sulphur yellow. It makes a very pretty dividing line between the vegetable and flower garden, or it may be used in the mixed border. Oz., 35c; pkt., 10c.

Coleus. The most largely used, perhaps, of all bedding plants. These are easily grown from seed.

2515. **Mixture of Fancy Fringed Coleus.** Pkt., 25c.

2520. **Mixed Coleus.** Tall growing plants of many bright colors. Pkt., 25c.


2525. **Cyclamen. Giant Flowered**

Rich colored and fragrant for Winter flowering. Seed may be sown Spring or Autumn. The culture of Cyclamen from seed is much more satisfactory than from bulbs. Mixed colors. Pkt., 25 seeds, 25c.

Culture for Cyclamen. Sow the seed in gentle heat, in shallow boxes or pans filled with a compost of sandy loam, leaf mould and coarse sand. Sow seed on surface and cover with two inches of wet sphagnum moss. Water carefully and keep at a uniform temperature of 50 to 60 degrees. When the plants have made 2 leaves transplant into small pots.



Giant Flowered Cyclamen.



Bidens Dahlioides.

(Chrysanthemum Continued)

2450. **Inodorum Plenissimum.** Double White Mayweed. Makes a bushy plant about 2 feet high, with fine feathery foliage, and pure white, densely double flowers, which are produced from mid-summer till frost; splendid for cutting. ¼ oz., 35c; pkt., 10c.

2455. **Double Yellow.** Oz., 50c; pkt., 10c.

2460. **Burridgeanum.** Pure white petals with zone of rich brownish red and inner zone of yellow surrounding the dark brown disc. Oz., 50c; pkt., 10c.

2465. **Eastern Star.** Clear yellow petals with dark disc. Oz., 50c; pkt., 10c.

2470. **Morning Star.** Petals canary yellow, with halo of deeper yellow; disc dark yellow. Oz., 50c; pkt., 10c.

2475. **Northern Star.** Very large daisy-like flowers, 3 inches across, with pure white fringed petals with canary-yellow zone around a dark brown eye. Oz., 40c; pkt., 10c.


2480. **The Sultan.** Rich wallflower red with narrow yellow zone around the brown disc. Oz., 50c; pkt., 10c.

Clarkia. Bright and attractive annuals of easy culture. The long graceful sprays are valuable for table decoration. They thrive in sun or shade, growing 2 to 2½ feet high, with masses of double flowers, which all open in water when cut.

2485. **Double.** All colors mixed. ¼ oz., 35c; pkt., 10c.

2490. **Brilliant.** Rich crimson-scarlet, very double. ¼ oz., 35c; pkt., 10c.

2495. **Salmon Queen.** Salmon-pink, extra double. ¼ oz., 35c; pkt., 10c.



Centaurea Imperialis. Sweet Sultan.



Northrup, King & Co.'s Extra Early Cosmos.

Northrup, King & Co.'s Extra Early and Mammoth Cosmos.

Cosmos is the showiest of our late Summer and Autumn blooming annuals. Its graceful flowers borne on long stems, rising above the feathery foliage are very desirable for home or church decoration, lasting a week or more in water. It is a very prolific bloomer and if the plants are given enough space to develop well, will branch freely, every shoot being covered with a mass of lovely flowers. Cosmos is very effective among shrubbery and especially desirable for interplanting with early blooming perennials as it fills in the gaps when the latter die down.

Extra Early Cosmos. The earliest flowering variety in cultivation, blooming fully two months in advance of any other strain known. Seeds sown in open ground, in early May, will produce blooming plants in July, and continue a mass of bloom until killed by frosts. It is the result of painstaking selection from a few plants several years ago, which showed a decided tendency to earliness. This desirable trait is so well established, that instead of a few plants coming early,—as in other early varieties—our Extra Early Cosmos is uniformly so, and will bloom in any part of the North. The plants grow about four feet tall. As a result of continued selection for earliness and size this strain of Cosmos has been placed in a class by itself. The blossoms under ordinary field cultivation average 4 to 5 inches across, surpassing in size any of the late varieties. From seed sown in the open ground, the "White" blossoms in 60 days, the "Pink" in 65 days and the "Crimson" in 70 days.

- 2530. Northrup, King & Co.'s Extra Early. All colors, mixed, ¼ oz., 25c; pkt., 10c.
 - 2535. Extra Early Crimson. Pkt., 10c.
 - 2545. Extra Early White. Pkt., 10c.
 - 2540. Extra Early Rose. Most pleasing color of all. ¼ oz., 25c; pkt., 10c.
- Mammoth Cosmos.** The following varieties of Cosmos usually do not start blooming until several weeks after the Extra Early sorts, consequently they are sometimes nipped by early frost. To insure success therefore, it is best to start all Mammoth varieties in-doors in early April, later transplanting them to the garden when danger of frost is over. By this method they start to bloom in good season and the very large flowers well repay the extra trouble.
- 2550. Mammoth Crimson. Pkt., 10c.
 - 2560. Mammoth White. Pkt., 10c.
 - 2555. Mammoth Pink. Pkt., 10c.
 - 2565. Mammoth Yellow. Pkt., 10c.
 - 2570. Mammoth Mixed. All colors. Pkt., 10c.

New Extra Early Flowering Double Cosmos.

Some years since a few individual plants of Cosmos showed evidence of producing double flowers, but it has taken a great deal of care and patience to perfect the strain now offered. The flowers vary considerably in their degree of doubleness, some being absolutely double, while others have a frill or collar surrounding the double disc, and while we think this is the most artistic, they are beautiful in either form. They grow to a height of about three feet, forming a perfect bush massed with bloom, bearing beautiful double flowers of good size on long stems; they come about seventy-five per cent double from seed. They bloom in seventy days from the day seed is sown, so that seed sown the latter part of April will easily be in bloom by the Fourth of July and continue until cut down by frost.

- 2575. Early Flowering Double White. Pkt., 25c.
- 2580. Early Flowering Double Pink. Pkt., 25c.
- 2585. Early Flowering Double Crimson. Pkt., 25c.
- 2590. Giant Pink Lady Lenox. A late development in this popular autumn flower, bears gigantic flowers, with wide, overlapping petals of splendid substance, making a perfectly circular flower, which is borne on very long stems; in color a beautiful deep rosy pink. ¼ oz., 25c; pkt., 10c.
- 2595. Giant White Lady Lenox. The white-flowered form of the above. ¼ oz., 25c; pkt., 10c.
- 2600. Klondyke. Golden-yellow flowers borne on long stems, and measure from 2½ to 3½ inches across. To get this variety in bloom before frost in the northwest it should be grown in pots or boxes, so that the roots are confined, thus throwing it into flower. Pkt., 10c

Dahlia. Dahlias can be grown easily from seed so as to produce flowers the first year. This is as true of double Dahlias as of single. In the Dahlia are combined more desirable qualities than are found in almost any flower grown in the open ground. It can be had in perfection from June until cut down by frosts. In it can be found not only every imaginable color except blue, but the most beautiful combination of colors and marvelous blending of shades and tints imaginable. As a cut flower the Dahlia is unsurpassed, owing to its great diversity of bloom and the brilliant luster of its colorings.

2605. Northrup, King & Co.'s Sterling Mixed Dahlia.

This mixture is intended to embrace seed of every desirable Dahlia procured from the most prominent Dahlia specialists of this and other countries, and blended by us. Pkt., 25c.




2610. Twentieth Century or Orchid Flowered Dahlia.

In size the flowers are giants, 4½ to 7 inches across, and in color vary from almost pure white to deep crimson. These large single flowers are truly magnificent. Pkt., 25c.

2615. Double Cactus Dahlia. Very desirable; many colors. Pkt., 25c.

2620. Double Dahlia. Very large flowering, fine mixed. Pkt., 25c.

2625. Single Mixed Dahlia. All colors. Pkt., 25c.



Cleome Pungens. Giant Spider Plant.

2630. Datura. Angel's Trumpet. Showy, large, branching plants growing 5 to 6 feet high, bearing large trumpet-shaped flowers, 6 inches in length and very fragrant. Mixed seeds of all varieties, pkt., 10c.

Dusty Miller. See Centaurea page 46.

2635. Dimorphotheca Aurantiaca. Orange African Daisy.


A rare and extremely showy annual Daisy from South Africa which thrives under our climatic conditions perfectly. The bushy plants grow 12 to 15 inches high. The flowers, 2½ inches across, are a unique, rich, glossy orange-gold, with dark disc and these glitter in the sunshine and present a magnificent sight. Seed may be sown in the same way as Asters. They bloom the greater part of Summer and Fall. ¼ oz., 40c; Pkt., 15c.

Everyone Enjoys Flowers.

Flowers beautify any home. The common varieties can be grown easily and inexpensively. No home is complete without a bed of flowers to give color and interest to the scene. By choosing early and late varieties a succession of blooms may be enjoyed from early summer until frost. It is advisable also to choose varieties which have long stems and are suitable for cut flowers.



DIMORPHOTHECA AURANTIACA



Dianthus or Pinks.

Dianthus or Pinks. One of the most popular and magnificent flowers in cultivation. The varieties classed as annuals are really biennials, but are treated as annuals and may be sown out of doors when the danger from frost is past, and in a few weeks' time they are a mass of bloom, continuing so until after hard frost. As a rule, they survive the winter if given slight protection, flowering abundantly the following season. They grow about a foot high and can be used in beds or borders of solid or mixed colors. The double flowering sorts are almost as fine as carnations for cutting. They are not particular as to soil, but should have a sunny location.

Double Annual Pinks

2640. **Double Annual Pinks, Mixed.** A fancy mixture of beautiful varieties. $\frac{1}{2}$ oz., 25c; pkt., 5c.
2645. **Chinensis Fl. Pl. Double China or Indian Pink.** Flowers very double and of many bright colors. $\frac{1}{4}$ oz., 25c; pkt., 5c.
2650. **Diadematus Fl. Pl. Double Diadem Pink.** Beautiful double flowers; mixed, of various tints of lilac, crimson, purple, to very dark purple, with the outer edge fringed and nearly white. $\frac{1}{4}$ oz., 35c; pkt., 5c.
2655. **Heddewigi Fl. Pl. Double Japan Pink.** Double mixed. Colors varying from the richest velvety crimson to the most delicate rose. $\frac{1}{4}$ oz., 30c; pkt., 5c.
2660. **Imperialis Fl. Pl. Double Imperial Pink.** Double in a very large range of colors. $\frac{1}{4}$ oz., 30c; pkt., 5c.
2665. **Laciniatus Fl. Pl. Double Fringed Pink.** Large double, showy flowers, with fringed edges, in a great variety of colors. $\frac{1}{4}$ oz., 75c; pkt., 10c.
2670. **Fireball.** Rich, blood-red. Makes a striking contrast to the variety Snowball. $\frac{1}{4}$ oz., 75c; pkt., 10c.
2675. **Lucifer.** A new double flowering form of the bright geranium-red single Pink Vesuvius. The nicely fringed double flowers are about 2 inches across, and owing to its intense, dazzling color, a general favorite. $\frac{1}{4}$ oz., 75c; pkt., 15c.
2680. **Mourning Cloak.** White Frill. Rich, blackish velvety crimson margined white. $\frac{1}{4}$ oz., 75c; pkt., 10c.
2685. **Nobilis Fl. Pl. Double Royal Pink.** Flowers of largest size, varying in color from scarlet dark blood-red and rose to white. $\frac{1}{4}$ oz., 50c; pkt., 10c.
2690. **Snowball.** Large double white, splendid for cutting or as a border. $\frac{1}{4}$ oz., 75c; pkt., 10c.
2695. **Salmon King.** Brilliant salmon rose. Pkt., 15c.

Single Annual Pinks


All the single sorts have large flowers 2 to 3 inches in diameter; their many and brilliant colors make them very desirable for beds and borders; 1 foot.

2697. **Single Annual Pinks, Mixed.** A beautiful mixture of all the single varieties. $\frac{1}{4}$ oz., 25c; pkt., 5c.
2700. **Crimson Belle.** Rich velvety crimson. $\frac{1}{4}$ oz., 35c; pkt., 5c.
2705. **Eastern Queen** Beautiful marbled rose and mauve flowers. $\frac{1}{4}$ oz., 35c; pkt., 5c.
2710. **Heddewigi.** Japan Pink. Finest selected single-flowered; mixed. $\frac{1}{4}$ oz., 35c; pkt., 5c.
2715. **Laciniatus.** Fringed Pink. A beautiful fringed variety; various colors. $\frac{1}{4}$ oz., 35c; pkt., 5c.
2718. **Nobilis.** Royal Pinks. Selected and improved varieties of the popular single-flowering Japan pink. The colors vary from white to dark red. $\frac{1}{4}$ oz., 50c; pkt., 10c.
2720. **Punctatus.** Princess Pinks. A very novel variety, with fringed flowers mottled, flaked, spotted and striped in the greatest diversity of colors. $\frac{1}{4}$ oz., 50c; pkt., 10c.
2725. **Salmon Queen.** The well formed, nicely-fringed flowers are a brilliant salmon color changing into a salmon-rose when fading. The seeds of this variety are white or yellowish-white; those of other annual Pinks are dark brown or black. $\frac{1}{4}$ oz., 35c; pkt., 10c.
2730. **Vesuvius.** Brilliant geranium-red; makes a very effective bed or border. $\frac{1}{4}$ oz., 35c; pkt., 10c.


Cultural Directions. Sow out of doors when danger from frost is over, in the bed or border where they are to flower. The soil should be well pulverized and the seed covered to a depth of about 4 times their size. Press down firmly with a board, and thin out so that the plants will not become crowded. For early flowering they should be sown indoors in a shallow box, or in a hotbed, transplanted as previously suggested, and transferred to the open ground when the weather becomes suitable.

Euphorbia Variegata. Strong-growing annuals, suitable for beds of tall growing plants; or mixed borders; the flowers are inconspicuous; the foliage, however, is exceedingly ornamental.

2735. **Snow on the Mountain.** Attractive foliage; veined and margined with white. 2 feet. $\frac{1}{4}$ oz., 25c; pkt., 10c.



Gypsophila, Babys Breath.



Calliopsis or Coreopsis.



GAILLARDIA

HELIANTHUS SUNFLOWER

Eschscholtzia. California Poppy. The California Poppy is a showy, free-flowering plant so popular with everyone as scarcely to need introduction. Particular attention is drawn to *Hunnemannia* often called Bush Eschscholtzia. See Number 2860. This is a beautiful annual which flowers freely and bears a great abundance of brilliant yellow tulip-shaped flowers. Do not overlook this beautiful variety in placing your orders.

2740. **Chrome Queen.** An entirely new and distinct tone, being a rich chrome yellow. $\frac{1}{4}$ oz., 25c., pkt., 10c.

2742. **Crimson.** Very rich color, one of the most beautiful. $\frac{1}{4}$ oz., 25c.; pkt., 10c.

2745. **Dainty Queen.** A beautiful and delicately colored sort of pale coral-pink on a cream ground. $\frac{1}{4}$ oz., 25c., pkt., 10c.

2748. **Fringed Yellow.** Deep pure yellow, the petals deeply cut or fringed. $\frac{1}{4}$ oz., 25c., pkt. 10c.

2750. **Geisha.** The prettily fluted or ruffled petals are a bright glistening scarlet on the outside, while the inside is a rich golden orange, a most brilliant Oriental color combination. $\frac{1}{4}$ oz., 35c., pkt., 15c.

2752. **Golden West.** Bright yellow with large rayed blotches of deep orange at base of petals. Oz., 50c; pkt., 10c.

2755. **Lovely.** We consider this Eschscholtzia well named, it being a lovely tone of bright pink suffused with salmon, the blooms having a satiny appearance which adds very much to the effect. Pkt., 15c.

2758. **Mandarin.** Inner side of the petals rich orange, outer side brilliant scarlet. Oz., 75c; pkt., 10c.

2760. **Mauve Beauty.** A delicate new color previously unknown among Eschscholtzias it being a beautiful shade of pure mauve. Pkt., 15c.

2762. **Purple Glow.** Undoubtedly the greatest advance that has been made in Eschscholtzias. Its is a bright reddish purple and is the darkest shade that has been obtained so far. Pkt., 15c.

2765. **Scarlet Beauty.** This is one of the brightest colors in Eschscholtzias, it being a deep scarlet and as the plants are very erect, it has the appearance when in bloom of a vivid scarlet tulip. Pkt., 15c.

2767. **Tango.** Bronzy red overlaid terra cotta. A rare color among Eschscholtzias being the tango color which was so popular a few years ago. Pkt., 15c.

2770. **Vesuvius.** In this variety the color is the same on both sides of the petals, a rich Wall-flower or coppery red which glisten in the sun like molten metal. $\frac{1}{4}$ oz., 25c., pkt., 10c.

2775. **All Colors, Mixed.** $\frac{1}{4}$ Oz., 35c; pkt., 5c.

Gaillardia. Blanket Flower. Remarkable for the profusion, size and brilliancy of the flowers. blooming from early Summer until November. Excellent for borders or for cutting.

2780. **Double Flowering.** A charming, profuse, double flowering strain. Beautiful mixed colors. $\frac{1}{4}$ oz., 25c; pkt., 10c.

2785. **Single Annual Varieties, Mixed.** $\frac{1}{4}$ oz., 20c; pkt., 5c.

Geranium. Comparatively few are aware that Geraniums may be grown easily from seed and flower the first season if sown early. This is the best way to secure Geraniums as they will frequently reward the cultivator with charming new varieties. In fact, propagation by seed is the only way to obtain new varieties.

2790. **Zonale, Mixed.** A superb strain of the largest and finest varieties. Pkt., 25c

Helianthus. Sunflower. Hardy annuals, of sturdy growth, remarkable for the size and brilliancy of the flowers. Very useful as cut flowers. Effective in forming background of large beds or borders and for distant effect.

2795. **Chrysanthemum Flowered.** Perfectly double; the color is the brightest golden yellow. The flowers are so perfect in form that they resemble very much double Chrysanthemum-flowered Asters with long stems; grows seven feet high and bears profusely all Summer long. $\frac{1}{4}$ oz., 25c., pkt., 5c.

2800. **Cucumerifolius. MINIATURE SUNFLOWER.** Single, rich golden yellow, with black center. An abundant bloomer, of branching habit, coming into flower in July and continuing until frost. 4 feet. $\frac{1}{4}$ oz., 25c., Pkt., 5c.

2802. **Double California.** Handsome double flowers, golden yellow, green centre; 5 ft. Pkt., 10c.

2805. **Giant Russian.** Immense single flowers, yellow with large black center. 6 feet. Pkt., 5c.

2807. **Orion.** Very effective sort, particularly on account of its twisted petals, which resemble a Cactus Dahlia. $\frac{1}{4}$ oz., 25c; Pkt., 10c.

2810. **Perkeo.** This is a beautiful dwarf variety of the miniature Sunflower. The plants form compact bushes about 12 inches high and about 15 inches through. Very useful for the front of borders or beds of plants of medium height. Flowers continually from early July until

(Helianthus, Sunflower. Continued.)

cut down by killing frost. Single; charming golden yellow, with black center. $\frac{1}{4}$ oz., 25c; pkt., 10c.

2815. **Cut and Come Again Sunflowers; Single and Double** in a beautiful mixture of all varieties. You will be delighted with these, flowering as they do from June until killing frost. Indispensable as cut flowers and also very popular for garden decoration. $\frac{1}{4}$ oz 25c; pkt., 10c.

Godetia. An attractive, hardy annual deserving more extensive cultivation. The plants bloom profusely and bear showy, mallow-like flowers of rich and varied colors. One foot in height.

2820. **Albamarle.** Dark crimson. Pkt., 10c.

2825. **Duchess of Albany.** Pure white. Pkt., 10c.

2830. **Lady Satin Rose.** Carmine. Pkt., 10c.

2835. **All Colors, Mixed.** Oz., 50c; pkt., 10c.

Gypsophila. Bridal Veil. Baby's Breath.

Flowers in a few weeks after sowing. Its graceful panicles of dainty blossoms and feathery foliage are unequalled for making up bouquets. Sow at intervals during the Summer.

2840. **Elegans alba grandiflora.** Pure white Oz., 25c; pkt., 5c.

2845. **Elegans carmine.** New shade. Pkt. 10c.


2850. **Elegans rosea.** Rose. Pkt., 10c.

2855. **Heliotrope.** Is a universal favorite on account of its delightful fragrance and long duration of bloom, flowering equally well as bedding plants in Summer or as pot plants in the house in the Winter. It is not generally known that Heliotrope may be raised from seed as easily as the Verbena. The best varieties in mixtures, $\frac{1}{2}$ oz., 75c; pkt., 25c.

2860. **Hunnemannia. Giant Yellow Tulip Poppy** or Bush Eschscholtzia. Flowers are a rich shade of buttercup yellow, with feathery glaucous foliage. The best of the Poppy family for cut flowers, remaining in condition for several days. Seeds sown in May will produce flowering plants in July, which blossom continuously until hard frost. $\frac{1}{4}$ oz., 25c; pkt., 10c.



ESCHSCHOLTZIA OR CALIFORNIA POPPY



2865. Ice Plant. Dwarf trailing annual, white flowers and thick, ornamental leaves which appear to be covered with crystals. Thrives in bright sunlight and dry situations. Pkt., 10c.

2870. Impatiens Holstii. Charming plants for house decoration or dinner table, producing bright, waxy flowers profusely and continuously. All colors. Pkt., 25c.

2875. Kochia. Summer Cypress or Mexican Fire Bush. An easily grown annual, which sown thinly in Spring soon forms a cypress-like hedge of lively green and of perfect symmetry; it attains a height of about 3 feet, and on the approach of Autumn the whole plant becomes a deep red; a splendid plant to divide the vegetable from the flower garden, or for forming a hedge for the Summer for any purpose. See page 51. ¼oz., 25c; Pkt., 5c.

2880. Lantana. Well known bedding plants, with clusters of Verbena-like flowers, producing pink, yellow, orange and white heads in great abundance. They have an agreeable aromatic perfume. Mixed, ¼oz., 25c; pkt., 10c.

Larkspurs. This is one of the best known garden flowers. A vast improvement has been effected, by careful selection and attentive cultivation, in size and color of the blossoms and the general habit of the plant. Hardy annuals.

2835. Dark Blue.....Pkt., 10c.	2890. Sky Blue.....Pkt., 10c.
2887. Shell Pink.....10c.	2892. Pure White.....10c.
2900. Finest Mixed. All colors.....¼ oz., 20c; pkt. 5c.	2895. Lustrous carmine Pkt., 10c;

Lavatera. Annual Mallow. The soil should be well pulverized and the seed covered to a depth of about 4 times their size.
2905. Trimestris grandiflora rosea. A very beautiful and showy annual, growing about 2 feet high and covered during the entire Summer with large, cup-shaped, shrimp-pink flowers. Sow in May where they are to bloom and thin out to 12 inches apart. ¼oz., 25c; Pkt., 10c.

2910. Linum. Crimson Flax. One of the most effective and showy bedding plants. Flowers brilliant scarlet. ¼oz., 15c; Pkt., 5c.

Lobelia. Erinus Varieties. The Erinus varieties bloom very quickly from seed, and flower all through the season. For beds, edging, baskets and pots there is nothing prettier. Sow outdoors in early spring where the plants are to grow, and thin moderately; or transplant several inches apart in rich, open soil. Some stimulant given when they are in bloom greatly improves the flowers. Almost all are also good winter conservatory plants of trailing habit. The perennial or tall varieties are handsome, showy plants and will be found quite effective for back ground and grouping. Tender Annual.

2915. Gracilis. Blue; trailing; beautiful for baskets. Pkt., 10c.
2918. Speciosa, Crystal Palace. A favorite blue flowered edging plant. 6 in. Pkt., 15c.
2920. Royal Purple. Deep blue, with a distinct white eye. Pkt., 15c.
2922. Erecta, Crystal Palace Compacta. Dark blue; for bedding, 6 in. Pkt. 15c.
2925. Emperor Blue. Light blue; very fine Pkt., 15c.
2930. White Lady. Splendid, large flowered white. Pkt., 15c.

2935. Lupins. Annual Mixed. Very desirable garden plants, showy and excellent for cutting. Graceful spikes, 2 feet long, in various shades of white, blue, pink and yellow. ¼oz., 35c; Pkt., 5c.



2940. L. subcarinosus. A fine border plant, producing handsome spikes of the deepest sea-blue flowers; delicately fragrant. Hardy Annual. Pkt., 10c.

2945. Marvel of Peru. Four O'Clocks. Favorite half hardy annual of the easiest culture and very suitable for large beds and borders. Called Four O'Clock because it opens its blossoms at that hour in the afternoon. Handsome, free flowering, sweet scented; blossoms variegated, striped and of various colors. oz., 25c; pkt., 5c.

2950. Matthiola Bicornis. Evening Scented Stock. No annual in cultivation equals this in delicate perfume of its flowers. The pink and lilac blossoms partly close during the day but expand and impart their fragrance in the evening. Pkt., 10c.

Culture for Matthiola Bicornis. Sow out of doors, when danger from frost is over, in the bed or border where they are to flower. The soil should be well pulverized and the seed covered to a depth of about 4 times their size. Press down firmly with a board, and thin out so that the plants will not become crowded. For early flowering sow in-doors in a shallow box, or hot-bed, and transfer to the open ground when the weather becomes suitable.

2955. Matricaria Capensis. Double White Feverfew. The plant is covered with numerous and freely branching flower stems which are literally covered with very double flowers, 1 inch in diameter. Pkt., 10c.






HUMULUS JAPANESE HOP




MIGNONETTE



KOCHIA BURNING BUSH



AFRICAN MARIGOLD



MATRICARIA FEVERFEW

Marigold. Well known garden favorite of quick growth and very free-flowering habit. Seed should be sown in shallow drills in the open garden early in the Spring after danger of frost is over and the trees are well out in leaf. Plants for early blooming may be started in boxes, placed in a sunny window in March, and the young plants grown in pots until the weather is warm enough to set outdoors. See *Calendula*, page 45.

Double African Marigold. Splendid for beds or borders; the tall varieties grow about 3 feet high, the dwarf sorts 18 to 24 inches.

2960. **Dwarf Orange.** Double quilled deep orange-yellow flowers, dwarf habit. $\frac{1}{4}$ oz., 40c; Pkt., 10c.

2965. **El Dorado.** Large double imbricated flowers in all shades of yellow; 3 feet. pkt., 10c.

2968. **Lemon Queen.** A counterpart of Orange Prince except in color, which is a soft lemon-yellow and forming a fine contrast to the rich orange of the former. Pkt., 15c.

2970. **Orange Prince.** A tall growing variety, height 2½ ft., bearing large, perfect double-quilled flowers of a rich deep golden-orange color; the finest of all and very showy. Flowers continuously from early summer till hard frost. Pkt., 15c.

2972. **Pride of the Garden.** A dwarf growing double quilled golden yellow. $\frac{1}{4}$ oz., 40c; Pkt., 10c.

2975. **Double Mixed.** African varieties containing all of the colors, 2 to 3 ft. $\frac{1}{4}$ oz., 25c; Pkt., 5c.

Dwarf Double French Marigold. Few annuals are as effective as the French Marigolds or flower for so long a period; they all form dense bushes not over 12 inches high and are unequalled for borders or beds.

2980. **Gold Striped.** Very double golden yellow, each petal striped with rich brownish-red. $\frac{1}{4}$ oz., 35; pkt., 10c.

2982. **Gold Edge Brown.** Bright golden yellow with narrow margin of velvety brown. $\frac{1}{4}$ oz., 35c; pkt., 10c.

2985. **Golden Ball.** A splendid pure golden yellow, flowers of good size and makes a very effective golden line or bed. Plants globular, 9 inches. Flowers from early summer until late autumn. $\frac{1}{4}$ oz., 40c; Pkt., 10c.

2987. **Lutea.** Light lemon yellow, densely double-quilled flowers. $\frac{1}{4}$ oz., 40c; pkt., 10c.

2990. **Mahogany.** Rich velvety mahogany-brown throughout. $\frac{1}{4}$ oz., 40c; pkt., 10c.

2992. **French Mixed.** A splendid mixture saved from fine double flowers; all colors. $\frac{1}{4}$ oz., 25c; pkt., 5c.

2995. **Dwarf Single French Marigold.** Legion of Honor (Little Brownie). A single flowering Marigold, forming compact bushes 9 inches high. Begins flowering early, commencing in June, continuing until frost. The flowers are golden yellow, marked with a large spot of velvety crimson at the base of each petal. $\frac{1}{4}$ oz., 25c; pkt., 5c.

Mignonette. Reseda. A well-known fragrant favorite; no garden is complete again in July will keep up a succession from early Summer till frost.

Culture. Sow out of doors, when danger from frost is over, in the bed or border where they are to flower. The soil should be well pulverized and the seed covered to a depth of about 4 times their size. Press down firmly with a board, and thin out so that the plants will not become crowded. For early flowering they should be sown indoors in a shallow box, or in a hot-bed, and transferred to the open ground when the weather becomes suitable.

3000. **Defiance.** When grown under favorable conditions spikes will not only be of remarkable size--- from 12 to 15 inches long--- but deliciously fragrant. The individual florets are of immense size, forming a graceful as well as compact spike. Of good keeping qualities, retaining their grace and fragrance until every bud opens. $\frac{1}{4}$ oz., 25c; pkt., 15c.

3002. **Golden Machet.** Distinct variety of Machet, differing from the type by its massive spikes of golden yellow blossoms. $\frac{1}{4}$ oz., 25c; pkt., 10c.

3005. **Goliath Red.** Of strong, yet compact habit, with rich green foliage; the giant trusses of flowers being borne on erect, strong, stiff stalks and surpassing all others in brilliancy of color; especially suited for house culture. $\frac{1}{4}$ oz., 50c; pkt., 15c.

3007. **Machet.** Adapted for pot culture; dwarf pyramidal growth, bearing numerous flower stalks; highly colored and very fragrant. $\frac{1}{4}$ oz., 25c; pkt., 10c.

3010. **Salmon Queen.** Strong, robust habit, with fine spikes, of bright salmon-red flowers, intensely fragrant; fine for outdoor culture. $\frac{1}{4}$ oz. 25c; pkt., 15c.

3015. **Sweet Scented. Reseda Odorata.** The old-fashioned variety with small spikes, but the most sweetly scented of all. Oz., 35c; pkt., 5c.

3020. **Mimosa pudica. Sensitive Plant.** Curious and interesting, pinkish-white flowers; the leaves close and droop when shaken; 1½ ft. Pkt., 10c.

3025. **Morning Glory. Convolvulus.** Dwarf Morning Glories Mixed. Hardy annual, 1 foot in height. Colors range from pure white to deep purple. oz., 20c; pkt., 5c.

3030. **Nicotiana Affinis. Tuberosc-flowered Tobacco.** Delightfully sweet-scented, pure white tubular flowers, blooming continually; annuals; 2 to 3 feet. $\frac{1}{4}$ oz., 25c; pkt., 5c.

3035. **Nicotiana Sandera Hybrids.** A splendid type in a great diversity of color. All colors mixed, pkt. 10c.

3040. Nicotiana Sanderae. Carmine Tuberos Flowered tobacco. This beautiful hybrid Nicotiana has been spoken of as a most strikingly beautiful plant. The originators describe it as forming bushy, much-branched plants, 2 feet high, the whole plant laden with flowers from base to summit—literally ablaze with handsome carmine-red, fragrant blossoms, thousands of which are produced on a single plant. In form the flower resembles Nicotiana Affinis but having a short, stout tube, and, unlike that variety, does not close up in daytime, but remains open all day; the fragrance, while not so powerful as Nicotiana Affinis, is decidedly delicious. It is as easy to grow as Petunia. If started indoors in early Spring and planted out in May it gives a continuous display of blooms all Summer and Autumn. It can also be sown in warm ground. Pkt., 10c.

3045. Nigella Damascena. Love in a Mist, or Devil in the Bush. A compact, free-flowering plant, with finely cut foliage, curious-looking flowers and seed pods; of easy culture, growing in any garden soil; hardy annual; blue and mixed; 1 foot. oz., 50c; pkt., 5c.

3050. Miss Jekyll. A lovely variety, with cornflower-blue blossoms, splendid for cutting. ¼ oz., 25c; pkt., 10c.

3055. Nemophila. Splendid, free-flowering, hardy annuals, of very neat, compact habit. Flowers are cup-shaped, appearing in many brilliant colors, the blue shades being particularly striking. Blossom continuously throughout the Summer, thriving best in a cool, or moist, shady place where the soil is not too rich. All colors mixed, with many shades of blue. Oz., 50c; pkt., 5c.

Culture for Nemophila. Sow out of doors, when the danger from frost is over, in the bed or border where they are to flower. The soil should be well pulverized and the seed covered to a depth of about four times their size. Press down firmly with a board and thin out so that the plants will not become crowded. For early flowering they should be sown indoors in a shallow box, or in a hot-bed, and transferred to the open ground, when the weather becomes suitable.

NASTURTIIUM.


For ease of culture, duration of bloom, brilliancy of coloring and general excellence nothing excels Nasturtiums. All they need is a moderately good soil in a well-drained, sunny position, and within a few weeks from the time they are sown until hard frost comes there is an endless profusion of their gorgeous blossoms. No annual will produce such a lavish profusion of flowers for so long a time, with the same small outlay of time and labor. The maximum of bloom is produced in light or sandy soils and seldom diminishes through the hot weather. The varieties offered below were selected from a very large number of sorts as the best and most distinct.

It is our intention that every package of seed, large or small, that bears the name of Sterling, shall be the best that money can procure anywhere at any price. Our mixtures of Dwarf and Tall Nasturtiums are shining examples of Sterling excellence as applied to flower seeds. These mixtures are made up by ourselves from the finest named varieties grown by the leading specialists of England, France, Italy, and America. They embrace every desirable color, such as deep brown, red, golden-orange, flaming scarlet, chrome-yellow veined with carmine, burnished bronze color, crimson-scarlet, sulphury-yellow, spotted deep chocolate, light straw, delicate shades of rose, and many other colors, tints, and markings.

Our Sterling Mixture of Tall Nasturtiums should not be confounded with the common type. In this mixture are also included all the choicest colors of the climbing varieties. The color combinations in the flowers are superb, a wealth of rich maroon, crimson, scarlet, magenta, and claret shades, marbled and mottled, streaked, spotted and splashed with white, cream, pink, and rose. These climbing Nasturtiums are especially adapted for covering verandas, trellises, trees, stumps, etc.



Nasturtium



NICOTIANA AFFINIS

Tom Thumb, Dwarf or Bedding Nasturtiums.

3060. Northrup, King & Co.'s Sterling Mixture of Dwarf Nasturtiums. Pkt., 5c; oz., 15c; ¼ lb., 50c.

Price; any of the following varieties; pkt., 10c; oz., 25c; ¼ lb., 75c.

- 3065. Crystal Palace Gem. Orange-yellow, garnet blotches.
- 3067. Chameleon. Various richly colored flowers on same plant.
- 3070. Empress of India. Crimson, dark foliage.
- 3072. Golden King. Golden-yellow, dark foliage.
- 3075. King of Tom Thumbs. Scarlet, dark foliage.
- 3077. King Theodore. Crimson-maroon, dark foliage.
- 3080. Pearl. Creamy-white.
- 3082. Yellow Prince. Pale yellow, carmine blotches.
- 3085. Regelianum. Deep purplish-crimson.
- 3087. Rose.
- 3090. Spotted. Golden-yellow, spotted garnet.
- 3092. Vesuvius, or Salmon Queen. Rich deep apricot.

Tall or Climbing Nasturtiums.

Elegant climbers for verandas, trellises, etc. Useful to cover unsightly railings and trails over rough ground with fine effect. Gather seed pods for pickling while green and tender. 6 to 10 feet.

3095. Northrup, King & Co.'s Sterling Mixture of Tall or Climbing Nasturtiums. Pkt., 5c; oz., 15c; ¼ lb., 50c.

Price; any of the following varieties:—pkt., 10c; oz., 20c; ¼ lb., 60c

- 3100. Chameleon. Various richly colored flowers on the same plant.
- 3102. Gold Garnet. Orange-yellow, garnet blotches.
- 3105. King Theodore. Crimson-maroon, dark foliage.
- 3108. Orange. Pure orange.
- 3110. Pearl. Creamy-white.
- 3112. Yellow Prince. Pale yellow carmine blotches.
- 3115. Rose.
- 3118. Scarlet.
- 3120. Vesuvius, or Salmon Queen. Rich, deep apricot.

Lobb's Climbing Nasturtiums.

Not to be confounded with the common tall Nasturtiums, far surpassing them in the remarkable brilliancy of the flowers. These are much larger than those of the old-fashioned kind, and usually the petals overlap. Climbing Nasturtiums are adapted for verandas, trellises, etc.

3125. Finest mixed colors. Pkt., 5c; oz., 20c; ¼ lb., 60c.

Price; any of the following varieties; pkt., 10c; oz., 25c; ¼ lb. 75c.

- 3130. Asa Gray. Primrose yellow, almost white.
- 3132. Atropurpureum. Deep crimson.
- 3135. Brilliant. Dark scarlet.
- 3138. Deep Blood-red.
- 3140. Giant of Battles. Sulphur, blotched-red.
- 3142. Regina. Brilliant salmon-red on opening, changing as they age to almost a cream color.
- 3145. Roi Des Noirs. (King of the Blacks) Deep velvety garnet; very rich.
- 3148. Spiffire. Brilliant scarlet.

A careful selection of varieties for planting in the home garden will provide a continuous supply of flowers throughout the season. Lists of flowers most useful for succession, as well as those best adapted for cutting, for vines, and for window boxes, are given in our Hand Book For The Garden, sent free with orders when requested, or mailed to any address for five cents in stamps.

N. K. & Co.'s Flower Seeds at your Dealer's or By Mail.

Varieties of N. K. & Co.'s flower seeds which are most in demand are on sale in the Sterling Seed Cases which are displayed in the stores of over 20,000 dealers throughout the country. Most of these dealers will be glad to order special varieties for you, but if your dealer will not get for you the Northrup, King & Co.'s flower seeds you desire, write directly to us.

NORTHRUP, KING & CO.'S PANSIES IN MIXTURES.

3150. Northrup, King & Co.'s Sterling Mixture.

A mixture of Pansies, unrivaled for diversity of coloring and marking. This mixture is made up from finest named varieties grown by Pansy specialists of the Old and New World. In making up this mixture, expense is not regarded. Our aim is to possess the finest mixture of Pansies obtainable. We have never seen its equal. The diversity of coloring and marking is almost beyond belief. We will cheerfully return money paid for this mixture to anyone who says it is not the finest he ever saw. Pkt., 25c; 1000 seeds, 75c.

3155. Northrup, King & Co.'s Bedding Mixed.

Composed of many standard sorts; admirably suited for beds or borders, strong growing plants, very free-blooming. Pkt., 15c; ¼ oz., 50c.

3160. Bugnot's Superb Blotched.

Extra large flowers, charming brown-red and bronze shades. Pkt., 25c.

3165. Northrup, King & Co.'s Giant Fancy.

While all the Pansies in our Sterling Mixture are large, we do not include in its make-up many of the giant sorts, for, as a rule, many of our customers prefer to buy them separately. Great improvement has taken place within the last two or three years, however, in the character of the largest Pansies. Our Giant Fancy is the finest mixture of the large varieties. For this is used only the seed from the very choicest blossoms. It includes many of the newest productions of famous growers. Pkt., 25c ¼ oz., 75c.

3170. Cassier's Three and Five Blotched Giants.

Mostly delicate light shades with dark blotches. Pkt., 25c.

3175. Cassier's Five Blotched Giants.

Magnificent mixture. Pkt., 25c.

3180. Large Stained Parisian.

White or yellow shades with five striking blotches, very fragrant. Pkt., 25c.

3185. Masterpiece.

A remarkable type, the border of each petal being much curled or ruffled, so the flower appears to be double. Pkt., 25c.

3190. Orchid Flowered Mixture.

A new race showing beautiful tints of cream, pale mauve, blush, rose, primrose, with brown or golden yellow blotches which diffuse in to rays or veins near the edge. The upper petals are plaited, resembling Orchids. Pkt., 25c.

3195. Odier's Five Blotched.

Seed gathered only from especially selected, show plants. Extra large yellow and white flowers. Pkt., 25c.

Giant Flowering Pansies.

- | | |
|--|-----------|
| 3200. All colors mixed..... | Pkt. 15c. |
| 3205. Adonis. Light blue with a white center..... | 15c. |
| 3206. Auriculaeflora. Superb mixed metallic shades..... | 15c. |
| 3207. Canary Yellow. Dark eye. Large beautiful yellow with three black blotches on frilled petals..... | 15c. |
| 3208. Cardinal. Of all so-called scarlets this is the nearest to a bright red..... | 15c. |
| 3209. Comet. White porcelain with fine blue or violet stripes on lower petals..... | 15c. |
| 3210. Columbia. Ultramarine blue with large blotches of violet..... | 15c. |
| 3211. Eros. Velvety chestnut, with broad golden border..... | 15c. |
| 3212. Faust or King of the Blacks. Darkest Pansy known, almost black..... | 15c. |
| 3213. Fire King. Upper petals bright reddish brown, on lower ones a dark blotch with yellow margin..... | 15c. |
| 3214. Freya. Deep purple, edged with silver..... | 15c. |
| 3215. Golden Five Spotted. Strikingly handsome..... | 15c. |
| 3216. Golden Yellow. Dark eye..... | 15c. |
| 3217. Hortensia-Red. Beautiful light rose..... | 15c. |
| 3218. Light Blue. Azure blue with dark eye..... | 15c. |
| 3219. Lord Beaconsfield. Deep purple violet, shading to white on upper petals..... | 15c. |
| 3221. Mme. Perret. Various shades of pink and rose. Very free flowering, extra large..... | 15c. |
| 3222. Peacock. Upper petals steel blue, remainder are deep claret with white margins. Very striking..... | 15c. |
| 3223. Pres. Carnot. Pure white with five deep violet blotches..... | 15c. |
| 3224. Pretiosa. Purple blotch on crimson background, pure white edge. Large flowered, curled..... | 15c. |
| 3225. Pres. Lincoln. Golden-bronze..... | 15c. |
| 3226. Pres. Washington. Deep purple with golden bronze centre, edged scarlet and yellow..... | 15c. |
| 3227. Pres. Wilson. Dark blue..... | 15c. |
| 3228. Psyche. Exquisite velvety violet blotches, margined with white. Frilled petals..... | 15c. |
| 3229. Snow Queen. Large satiny white, light yellow center..... | 15c. |
| 3231. Striped. Mahogany with white stripes..... | 15c. |
| 3232. Victoria. Claret red, nearly a blood-red..... | 15c. |
| 3233. Vulcan. Magnificent deep red, with five very large black spots on frilled petals..... | 15c. |
| 3234. White with Eye. Large blossom with purple eye..... | 15c. |
- Collection. Giant Flowering Pansies. 12 distinct varieties, \$1.50 postpaid.

Pansy Culture.


For Spring plants the seed may be sown broadcast from July to September. Cover the seed very lightly with fine soil and press in with a board; then mulch the seed bed with long, loose, strawy manure, to a depth of 3 or 4 inches. The seed will be up in about 10 to 15 days; then remove the straw a little at a time. Transplant the seedlings to beds or frames in September or October and after a sharp frost, late in November or early December, provide a light or loose mulch of hay, straw or litter. The seed may also be sown indoors in January or February; or in Spring in the open ground, in a shady, cool spot where the plant can be protected from the strong mid-day sun. The soil should be very rich and liberal applications of bone meal should be given from time to time.

Hot-beds will be found exceedingly useful for raising Pansies. In case the plants have not been wintered over, the seed may be sown in March, following the directions given above except that the straw mulch may be omitted. In about five or six weeks from the time of sowing, the young plants should be transplanted in the beds so they will be two or three inches apart each way, and later they can be set out in the garden. These beds are also very convenient for wintering over the young plants that are started in the late Summer, as indicated above.

Pansies usually commence to flower in from seventy to eighty days from the time of sowing, under reasonably favorable conditions. They are natives of Western Europe where the climate does not have such extremes of temperature as ours. Consequently they do best in cool growing weather such as usually occurs in the Spring or late Summer and Fall.



Types of Northrup, King & Co.'s Sterling Pansy Mixture.



Violas or Tufted Pansies

PETUNIA.

The Petunia is peerless among annuals for effective Summer bedding or window boxes. It is of easy culture, early to blossom and continues all the Summer until frost. No other flower produces a greater diversity of color, or retains its freshness for so long a period. The doubles may be perpetuated, by cuttings in late Summer, for Winter house plants. Provide good soil and a sunny location. We have prepared these mixtures with the greatest care, and know that they are especially fine.

3240. Northrup, King & Co.'s Extra Large Flowering Petunias. This mixture embodies all of the latest varieties, and will prove an agreeable surprise even to those who expect much. All odd and notable kinds, black, crimson, white with yellow throats, marbled, veined, striped, variegated, etc. Mixed colors ¼ oz., 75c; pkt., 15c.



3245. Fine Mixed. Excellent for bedding; many splendid colors. ¼ oz., 50c; pkt., 10c.

3250. Giants of California. The "Giants of California" bear gigantic flowers often five or more inches in diameter, of an astonishing variety of colors. They embrace every conceivable shade of crimson, pink, lavender, yellow, black, pure white, etc. One of the chief points of excellence is the deep throat and diversity of veining in the throat. Many of the flowers have a clear yellow throat, while others have a pure velvety black one, so deep that it seems to show no veining; many are deeply lined and netted on a white, pink or lavender ground. Many flowers are beautifully ruffled and frilled. Our strain is unexcelled, being saved especially for our critical trade by a leading Petunia specialist. Pkt., 50c.

3255. Rosy Morn. Of compact growth covered completely with beautiful flowers one and one-half inches in diameter. The throat is silvery white, while the edge is heavily flushed with soft rosy pink. Very desirable for beds or borders. ¼ oz., \$1.25; pkt., 25c.

3260. Dwarf Inimitable. Striped and blotched. Compact-growing variety; very effective in masses. ¼ oz., 75c; pkt., 15c.

"BALCONY" PETUNIAS A splendid free-flowering type of Single Petunias, growing about 12 inches high, with flowers averaging 3 inches across; of special value for window or porch boxes and vases, but equally as effective in beds or borders.

3265. Balcony Blue. Rich, velvety indigo-blue. ½ oz., \$1.00; pkt., 25c.

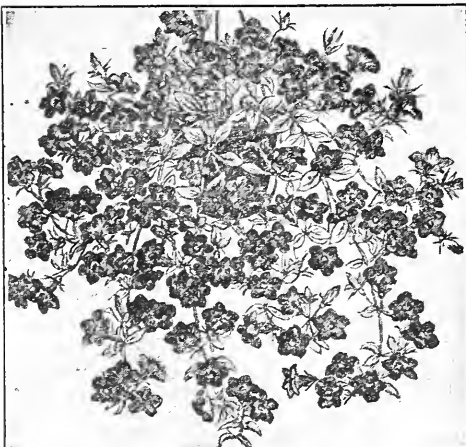
3270. Balcony Rose. Very effective brilliant rose-pink ½ oz., \$1.00; pkt., 25c.

3275. Balcony White. A splendid pure white. ½ oz., \$1.00; pkt., 25c.

3280. Supperb Large-flowering Fringed. Seed saved from the finest flowers; of very large size and beautiful shape; deep-throated and of varied and brilliant colors, and beautifully fringed. Pkt., 25c.

3285. Snowball. A fine compact sort, with pure satiny-white flowers. ½ oz., 50c; pkt., 15c.

3290. Pure White. Desirable for cemetery beds or where large masses of white are wanted, grows 12 to 15 inches high. Where a more compact sort is wanted we recommend "Snowball." ½ oz., 35c; pkt., 10c.



Balcony Petunia

VIOLAS OR TUFTED PANSIES.

They are a remarkably free-blooming, hardy annual, especially adapted to shady places. The flowers are not so large as the other varieties of Pansies offered on page 53, but they blossom much more freely. Where mere color effect is wanted they are superior to Pansies. Used in masses or as border plants they are fine for edging walks or beds of taller blossoms.

Seeds sown in March or early April produce flowering plants in June, which are a mass of bloom from then until frost.

- 3295. Finest Mixed Colors. ¼ oz., 60c; pkt., 15c.
- 3310. Blue Perfection. Deep purplish blue. Pkt., 15c.
- 3312. White Perfection. Pure white. Pkt., 15c.
- 3315. Mauve Queen. Lilac-blue. Pkt., 15c.
- 3317. Firmament. Sky blue. Pkt., 15c.
- 3320. Thuringia. Charming variety. Dark violet blue, white eye. Pkt., 15c.
- 3325. Purple Queen. Rich purple. Pkt., 15c.

Viola odorata. Sweet Scented Violet.

The deliciously fragrant, old-fashioned bouquet flower. It was popular in our Grandmothers' day and is still a favorite everywhere; a splendid hardy perennial. Violets are easily grown from seed, doing best in a cool, moist, partially shaded situation. The seeds being hard shelled often take several weeks to come up. Any of the following, 15c per packet.

- 3330. Blue. 3335. White. 3340. Mixed, blue and white.

Classification of Flowers

- Annuals. Plants which live but one year.
- Biennials. Plants which live for two years.
- Perennials. Plants which live more than two years.
- Hardy Annuals (Early Blooming) Sow seed of this class in the early Spring soon as weather becomes settled.



Northrup, King & Co.'s Extra Large Flowering Petunia.

Culture. Sow in May when the ground is warm, in the bed or border where they are to flower. The soil should be well pulverized and the seeds covered to a depth of 4 times their size. Firm with a board, and thin out so that the plants will not become crowded. For early flowering sow indoors in a shallow box, or in a hotbed, and transfer to open ground when the weather becomes suitable.

The weaker Petunia seedlings should be carefully saved. With attention these small seedlings develop splendidly and frequently produce the finest double flowers.

Phlox Drummondii. Of all Summer-flowering annuals the varieties of Phlox Drummondii are unquestionably some of the most brilliant and satisfactory. Seed may be sown in the open ground any time after danger of frost is past, and in a few weeks the beds or borders are aglow with their brilliant coloring and remain so until cut down by frost. For early flowering they should be started indoors or in a hotbed.

Grandiflora Varieties. Large Flowering. The following six colors are considered the brightest, best and most distinct for bedding:

3350. Pure White Pkt., 15c 3360. Crimson Beauty... Pkt., 15c
 3352. Shell Pink " 15c 3362. Royal Purple..... " 15c
 3355. Deep Rose " 15c 3365. Blood Red " 15c
 3370. Grandiflora, Choicest Mixed. ¼ oz., \$1.00; pkt., 15c;

Large Flowering Dwarf Varieties. A type combining the size of the individual flower and head of the finest Grandifloras, but of dwarf, compact growth, a perfect combination; and while they do not come in the large range of colors found in the taller-growing type, the colors offered will be found very effective for beds, borders, etc.; 8 inches.

3375. Finest Mixed Colors. ¼ oz., 75c; pkt., 15c. 3380. Brilliant Rose. Pkt., 15c.
 3382. Fiery Scarlet. Pkt., 15c. 3385. Pure White. Pkt., 15c.

3390. Star Phlox. (Star of Quedlinburg.) Of dwarf habit with very pretty star-shaped flowers. Mixed colors. ¼ oz., 75c; pkt., 15c.

3395. **Physalis Franchetti.** Japanese Winter Cherry. Fruit large, deep red color, edible, and enclosed in balloon-shaped husks of brilliant orange red. Hardy annual; height two feet. An ornamental variety of the Ground Cherry or Strawberry Tomato. Pkt., 10c.

Portulaca. (Sun Plant.) One of our finest annual plants, of easy culture, thriving best in a rather rich, light loam or sandy soil, and luxuriating in an exposed sunny situation; the flowers are of the richest colors, and produced throughout the summer in great profusion. Fine for massing in beds, edgings or rock-work, and frequently used to mix the seed with three or four times its bulk of dry sand or soil, which permits an even and easy distribution of the seed; 6 inches. Will grow and bloom abundantly all Summer in a dry, hot location, where most other plants would soon die.

3400. Single Orange. Pkt., 10c. 3407. Single Scarlet. Pkt., 10c.
 3402. Single Striped. Pkt., 10c. 3410. Single White. Pkt., 10c.
 3403. Single Rose. Pkt., 10c. 3412. Single Yellow. Pkt., 10c.
 3415. Single Mixed Colors. ¼ oz., 50c; pkt., 10c.



3418. Double Mixed. A large percentage of flowers will come perfectly double, of the most brilliant scarlet-crimson, white, yellow, etc. ¼ oz., \$1.00; pkt., 15c.

3420. **Parana.** This new giant-flowered type from South America produces immense, single blossoms often 3 inches across, bright ruby red in color. They are of very vigorous growth and flower profusely. Pkt., 15c.

POPPIES

In color and form, Shirley Poppies are the daintiest, most exquisite blossoms imaginable. Poised on long stems like graceful birds they appear to be hovering but a moment before darting away. Their silken gossamer petals vary in shade from scarlet and maroon to pale rose and white.

The blossoming period lasts but a few weeks, which necessitates repeated sowings at intervals for constant bloom. Sow as early in the Spring as possible where the plants are to remain, as they do not bear transplanting. When planted with Bachelor's Buttons they make a charming combination bed. As cut flowers they are short lived but if their stems be dipped in boiling water right after gathering, they will last much longer.



Poppies Do Last

There seems to be a mistaken idea prevalent regarding the lasting qualities of Poppy flowers, the general impression being that only a touch is needed to cause the petals to drop when, as a matter of fact, newly opened flowers, picked and put into water without any unnecessary delay, will keep fresh for several days; in fact they can be worn on the person, standing as much shaking about as many other flowers.

There is no reason why the natural flowers of Poppies should not be worn on Memorial Day.



Single Annual Poppies.

3425. Northrup, King & Co.'s Sterling Single Mixture. Embraces all the leading best single varieties. As is always the case with our Sterling Mixture, it has been our aim to include in this mixture every good variety. Oz., 25c; pkt., 5c.

3430. Shirley. The flowers are large, exceedingly graceful and elegant; the colors are pure, soft and varied and range from blushwhite, rose, delicate pink and carmine, through innumerable tints, to bright sparkling crimson. Oz., 50c; pkt., 10c.

3435. Shirley "American Legion." This new single Shirley is a dazzling orange scarlet of enormous size, borne on long stout stems. The plants are of very erect robust growth. ¼ oz., \$1.00; pkt., 25c.

3437. Danebrog, or Danish Cross. Very showy variety, producing large single flowers of brilliant scarlet, with a silvery-white spot on each petal, thus forming a white cross. Oz., 25c; pkt., 5c.

3440. Admiral. A single peony-flowered variety of surpassing beauty, having large, smooth-edged flowers of glistening white, with a broad band of brilliant scarlet around the top. These two colors form a striking contrast, and when planted in groups produce a magnificent effect. ¼ oz., 20c; pkt., 5c.

3442. Scarlet Flanders. Dazzling scarlet. Oz., 75c; pkt., 10c.

3445. Charles Darwin. Remarkable for the unique colors of its large, smooth-edged flowers, being a striking rich dark purple, with a velvety black spot at the base of each petal. A dense wreath of white anthers produces a fine contrast with the extraordinary colors of the flower. ¼ oz., 25c; pkt., 10c.

3447. Tulip Poppy. A magnificent species from Armenia. The plants grow about 14 inches high and produce from 50 to 60 large tulip-like flowers of dazzling scarlet. ¼ oz., 35c; pkt., 10c.

3450. King Edward. A new variety of gorgeous coloring, being a deep scarlet, shaded crimson-red each petal marked with a large black blotch for half its length from the base, against which the yellow anthers stand out in bold relief. The plant grows 2½ feet high, and produces its very large flowers with great freedom. ¼ oz., 25c; pkt., 10c.

3452. The Bride. A beautiful large, single pure white. Oz., 30c; pkt., 5c.

3455. Virginia. Large beautifully fringed flowers of pure white, edged with soft pink; exquisite when cut. ¼ oz., 20c; pkt., 5c.

Poppies Continued on Next Page

(Double Annual Poppies. Continued.)

Judicious planning of flower beds and borders will greatly add to the appearance of the home. Flowers soften the harshness of outline and provide artistic combinations of form and color. Home building is never complete until plans for lawn and flower beds are harmonized with the architecture.



Salvia Splendens

Your local dealer can obtain for you any flower seeds or other items listed in this catalogue. Write us if he will not supply you.

Double Annual Poppies.

Beautiful fringed blossoms on strong, vigorous stems. Double Poppies make splendid cut-flowers. Striped, tinted and shaded, they resemble big lacey rosettes.

The flowering period of Double Poppies is very much longer than that of the Single Shirleys and the plants need more space to develop to perfection.

3460. Northrup, King & Co.'s Sterling Double Mixture.



Includes all of the best double varieties of large-flowering Poppies of all colors; also many varied tints and combinations of color. Many of the blossoms are 6 to 7 inches in diameter and as double as Peonies, 30 to 36 inches high. They are fine for cut-flowers or garden display. Oz., 35c; pkt., 5c.

3465. American Flag. Beautiful variety; flowers very large and double, snow white, bordered with scarlet. Oz., 30c; pkt., 5c.

3467. Fairy Blush. Very double flowers of pure white, elegantly fringed and tipped with rose. Oz., 30c; pkt., 5c.

3470. White Swan. Immense double flowers; beautifully fringed and of purest white. Oz., 30c; pkt., 5c.

3472. "Mikado" (The Striped Japanese Poppy.) This beautiful Poppy is very distinct in character and color. The flowers are brilliant scarlet and white with elegantly curved petals, like a Japanese Chrysanthemum. Oz., 30c; pkt., 5c.

3475. Carnation Flowered. Splendid, double, fringed flowers. Mixed colors. Oz., 25c; pkt., 5c.

3477. Peony Flowered. Large, showy, double, globular flowers, resembling a double Peony. Mixed colors. Oz., 25c; pkt., 5c.

California Poppy or Eschscholtzia. See page 49.

3480. Pyrethrum Aureum. Golden Feather. Very popular plant for edging, carpet-bedding, etc. ¼ oz., 25c; pkt., 5c.

Ricinus. Castor Oil Bean. Ornamental plants of stately growth and picturesque foliage, with brilliant colored fruit, producing a sub-tropical effect; fine for lawns, massing or center plants for beds.

Culture. Sow out of doors, when danger from frost is over, in the bed or border where they are to flower. The soil should be well pulverized and the seed covered to a depth of about four times their size. Press down firmly with a board, and thin out so that the plants will not become crowded. For early flowering they should be started indoors in a shallow box, or in a hotbed.

3485. Sanguineus. Blood red stalks and clusters of red fruit; 8 ft. Oz., 50c; pkt., 5c.

3487. Cambodgensis. The main stem and leaf stalks are shining ebony leaves large, regularly divided and richly colored; 5 feet. Oz., 25c; pkt., 5c.

3490. Zanzibariensis. Have light and dark green leaves and some of coppery bronze changing to dark green with reddish ribs. Oz., 25c; pkt., 5c.

3495. Mixed. All sorts, best varieties. Oz., 20c; pkt., 5c.

3500. Rudbeckia Bicolor Superba. Cone Flower. Fine free-flowering annual variety, growing about 2 feet high; forming a dense bush and producing in great abundance on long stems its bright flowers. The disk is brown, the florets golden-yellow, with large velvety-brown spots at the base; very effective and useful for cutting. ¼ oz., 25c; pkt., 10c.

Salpiglossis. Painted Tongue. Very beautiful hardy annual plants, flowering freely from July to early Autumn. Rich soil should be provided, with plenty of space for plants to develop.

3505. Large Flowering Mixed. The exquisite beauty of the flowers with their rare combination of color, is a revelation to all who may see them for the first time. A splendid variety of color, flowers of large size. ¼ oz., 50c; pkt., 10c.

3510. Emperor. This new variety forms only one leading stem, and bears on its summit a veritable bouquet of the most beautiful flowers, each one richly veined with gold, and much larger than the finest of the "Grandiflora" type. ¼ oz., 75c; pkt., 15c.

Salvia. Scarlet Sage. One of the handsomest flowering plants we have for garden decoration. For early flowering, plants should be started indoors in a shallow box, or in a hotbed.

3515. Salvia Splendens. Excellent for filling large beds or borders in the garden; continuously in bloom from early August until the first killing frost. Beautiful scarlet; large flowering. 2½ ft. high. ¼ oz., 75c; pkt., 10c.

3520. Clara Bedman. (Bonfire.) The plants form handsome, globular bushes about two feet in diameter. The dazzling scarlet spikes grow upright and stand clear above the foliage, enveloping the plant. ¼ oz., 60c; pkt., 15c.



Ricinus. Castor Oil Bean.



Cut-And-Come-Again Stocks

3525. Scabiosa. Mourning Bride. One of our handsomest Summer border plants, producing in great profusion very double flowers in a variety of shades and colors. Excellent subjects for cut flowers, lasting nearly a week after being cut. Sow the seeds in May and thin out the young plants to 6 inches apart. Mixed, oz., 75c; ¼ oz., 25c; pkt., 5c.

Stocks. Gilliflower. Popular annuals, either for bedding or pot culture; for brilliancy and diversity of color, fragrance, profusion and duration of bloom it is unsurpassed. Start the seeds in February and March, and as soon as the plants have their second pair of leaves, prick out into shallow boxes and in about four weeks the plants will be ready to pot; from which they should be transferred to the open ground in May or June.

Large Flowering Ten-Weeks Stock. This is the leading class for bedding out or Summer blooming.

- 3530. Blood Red. Pkt., 10c.
- 3532. Purple. Pkt., 10c.
- 3535. Light Blue. Pkt., 10c.
- 3543. Mixed Colors. ½ oz., 50c; pkt., 10c.
- 3545. Collection, 6 separate colors, one packet of each for . . . 50c.
- 3537. Bright Pink. Pkt., 10c.
- 3540. Pure White. Pkt., 10c.
- 3542. Canary Yellow. Pkt., 10c.

Cut-And-Come-Again 10-Week Stocks
Giant Perfection Perpetual Branching.

Splendid perpetual-blooming class; sown in March or April they begin flowering in July, continuing till frost, and are especially valuable during September and October, when other flowers are scarce; they throw out numerous side branches, all bearing very double, fragrant flowers.

- 3550. Princess Alice. White. Pkt., 15c.
- 3552. La France. Rose. Pkt., 15c.
- 3555. Brilliant. Blood red. Pkt., 15c.
- 3557. Sapphire. Violet. Pkt., 15c.
- 3600. Creole. Yellow. Pkt., 15c.
- 3562. May Queen. Delicate Lilac. Pkt 15c.
- 3565. Finest Mixed. All Colors ½ oz., \$1.00; pkt., 15c.

3570. Saponaria Vaccaria

Rosea. Bouncing Bet. A pretty and useful annual variety, grows about 2 feet high, and bears masses of satiny pink flowers somewhat like an enlarged Gypsophila; charming for cutting, adding grace to any arrangement of flowers. Several sowings should be made to keep up a succession of bloom. ¼ oz., 25c; pkt., 5c.

3575. Sanvitalia. Procumbens

Fl. Pl. An annual of dwarf compact growth; useful in masses in beds, or edges of borders, or in vases, baskets, etc. Showy bright yellow, double flowers; in bloom all summer. ½ oz., 60c; pkt., 15c.

3580. Stevia Serrata. Free-blooming plants, bearing a multitude of fragrant pure white flowers; suitable for summer or winter blooming; largely used for cutting. ¼ oz., 75c; pkt., 10c.

3585. Tagetes Signata Pumila. A dwarf, compact, bushy annual Marigold, with beautiful, delicate, fern-like leaves, densely covered with flowers of bright golden-yellow; a first-class borderplant. ¼ oz., 75c; pkt., 15c.

3590. Torenia Fournieri. A very fine annual; a splendid plant for vases, hanging-baskets, borders, etc; covered the entire season with a mass of bloom. Sky-Blue, with three spots of dark blue, bright yellow centre. ¼ oz., 50c; pkt., 15c.

3600. Northrup, King & Co's Garden Flower Mixture.

The beauty of this mixture lies in the great variety of flowers it contains. It embraces not only all the best known and most popular annuals, but a great many new and rare sorts, gathered especially for this mixture. It has attracted wide and favorable attention wherever grown. Oz., 25c; pkt., 5c.

VINCA. Madagascar Periwinkle, or Old Maid.

Ornamental free-blooming plants; splendid for bedding; dark, glossy foliage and handsome pink and white flowers. It is best to start seed early indoors or in a hotbed. Seed germinates slowly. Plants can be potted in the Autumn and kept in bloom all Winter.

- 3605. Alba. Pure white. Pkt., 10c.
- 3607. Rosea. Rose, dark eye. Pkt., 10c.
- 3610. Mixed, all colors. ¼ oz., 50c; pkt., 10c.

Ornamental Foliage Plants Grown from Seed.

- Amaranthus
- Canna
- Coleus
- Kochia
- Marvel of Peru
- Pyrethrum
- Ricinus

Fragrant Flowers from Seed.


- Alyssum
- Carnations
- Cyclamen
- Dianthus, Hardy
- Heliotrope
- Lavender,
- Matthiola
- Mignonette
- Mimulus
- Nicotiana
- Petunia
- Pinks, H. P.
- Scabiosa
- Stocks
- Sweet Peas
- Sweet Sultan
- Sweet William,
- Verbena, Lemon
- Wallflower

Drooping Plants for Vases, Hanging Baskets, etc.

- Alyssum
- Calendula
- Lobelia
- Nasturtium, Tall
- Petunia
- Torenia
- Verbena
- Vinca

Flowers For Permanent Planting.

On pages 64, 65, 66, 67 and 68 are listed the choicest varieties of Hardy Perennials. Follow the directions at top of page 64 and these varieties can be expected to continue in the same place for years, bringing cheer and color to your garden.



Scabiosa

SWEET PEAS

Northrup, King & Co.'s Selection of Spencer or Orchid-Flowered Sweet Peas.

The following varieties represent the most beautiful of all Sweet Peas to date, the greatest advance in Sweet Peas in a decade. We urge all Sweet Pea lovers to plant our superb Spencer or Orchid-Flowered Sweet Peas.

Spencer Sweet Peas under favorable conditions, show a strong healthy growth. The plants attain a height of six to nine feet, requiring a six inch space for full development. The blossoms are of immense size, measuring 2 to 2½ inches across, with 3 or 4 on a stem. They are beautifully formed with huge standards, open and upright and immense wings gracefully poised. Both standards and wings are delicately waved.

We are satisfied that the newer Spencer Varieties of Sweet Peas are not yet fully appreciated in the United States. The supply of seed of the sorts which we offer below is still very limited but when the seed stock increases and they become better known they will be far more popular.

Both in colors and size they represent the latest triumphs of the plant breeder's skill. In these will be found the richest shades from apricot pink to silvery blue, ivory white to royal purple.

We trust all our customers will try a few of these beautiful selections this year, that they may enjoy in their own gardens, the Sweet Peas which at home and abroad have received high awards at many Sweet Pea Exhibitions.

NAMED VARIETIES—SPENCERS.

Price. All of the following varieties are sold at a uniform price. Packet, 10c; oz., 50c; ¼ lb., \$1.50.

3615. **Barbara.** Beautiful rich salmon-orange self.
 3617. **Blanche Ferry Spencer.** Rose standard, white wings, tinted light pink.
 3620. **Constance Hinton.** A new white, fine large flower, black seeded.
 3622. **Dainty Spencer.** Creamy white, with pink edge.
 3625. **Dobbie's Cream.** Beautiful primrose colored flowers, nicely waved. Can also be described as a rich cream.
 3627. **Elfrida Pearson.** One of the best light pinks, a strong grower.
 3630. **Empress Eugenie.** Light gray, flaked with lavender.
 3632. **Fiery Cross.** Fiery Cross has all the appearance of live fire, the color being a scorching fire-red, or scarlet.
 3635. **Hercules.** Giant pale rosy pink. This shade will please the most fastidious.
 3637. **Illuminator.** Brilliant salmon pink, very rich color.
 3640. **King Edward Spencer.** The best pure red Spencer, large flower.
 3642. **King Mauve.** Largest waved mauve.
 3645. **King White.** Too much cannot be said in praise of this unique new white Spencer. It is remarkable for the "glistening immaculate purity of the whiteness," and the perfect finish of the flower.
 3647. **Lady Evelyn Eyre.** Blush pink, flushed salmon, white ground.
 3650. **Lavender George Herbert.** Very fine bluish lavender. Strong grower, giving long stems and plenty of flowers.
 3652. **Margaret Atlee.** We consider this one of the most beautiful Spencers. Very fine apricot on cream.
 3655. **Margaret Madison.** Clear azure blue, tinted mauve. A large, perfect Spencer and a lovely shade.
 3657. **May Unwin.** Finest orange scarlet.
 3660. **Mrs. Cuthbertson.** White wings, standard rose pink; a fine large pale bi-color.
 3662. **Mrs. C. W. Breadmore.** Buff ground, edged with pink.
 3665. **Mrs. Hugh Dickson.** Pinkish apricot on a cream ground, strong grower.
 3670. **Mrs. W. J. Unwin.** White flaked orange scarlet.
 3672. **New Miriam Beaver.** Shell salmon pink.
 3675. **Nubian.** Fine, deep chocolate.
 3677. **New Buttercup.** Fine deep cream and the nearest approach to a yellow yet introduced, it being deeper in color than Dobbie's Cream, having immense frilled blossoms, bearing four blossoms to a stem, duplex. White seeded.
 3680. **New Helen Pierce.** Marbled blue on white.
 3682. **R. F. Felton.** A large and beautiful lilac lavender, wings suffused with French gray.
 3685. **Robert Sydenham.** Glowing orange salmon.
 3688. **Rosabelle.** A very large and rich bright rose. A grand and very effective variety.
 3690. **Royal Purple.** A very fine royal purple.
 3692. **Senator Spencer.** Claret and chocolate stripe on heliotrope ground.
 3695. **Sincerity.** A beautiful deep glowing cerise. No other variety can approach it in its color class.
 3700. **The President.** The most brilliant, rich, dazzling orange-scarlet Sweet Pea in existence.
 3702. **The Cardinal.** Brilliant intense poppy scarlet, large waved flowers of great substance.
 3705. **Vermilion Brilliant.** A large and fine brilliant scarlet of splendid form.
 3710. **Wedgewood.** Bright silvery blue.

Nitragin for Sweet Peas.

Sweet Peas belong to the legume family and cannot flourish unless they have plenty of bacteria on their roots. These bacteria are necessary to furnish the plants nitrogen, which is one of the important plant foods. Where Sweet Peas have been grown before there will probably be sufficient bacteria in the soil but in other places these may be lacking and Nitragin should be used to supply them.

Nitragin is easy to use. It will not replace fertilizers, but will help you raise more vigorous, healthier Sweet Peas. Price, garden size can, each 15c.

Sow 1 lb. of seed for 100 feet of row.

3715. **Cupid Dwarf or Bedding Mixed.** Sown as a border they form a line of emerald green foliage a little over a foot wide and from 6 to 12 inches high, and from June until late summer are literally a sheet of bloom and from the fact that they cover the ground so closely they are not so likely to suffer from drought as the tall sorts. Pkt., 10c; oz., 20c; ¼ lb., 60c; lb., \$2.00.

An average
spray of
"Fiery
Cross"



3720. Northrup, King & Co.'s Giant Orchid Flowering or Spencer Mixture.

Spencer varieties of Sweet Peas have come into general favor so rapidly that the demand has been large for all Spencer sorts in mixture. We have included in this combination nearly all of the Spencers, making it a rare and lasting pleasure to the grower. The vines are strong, healthy and vigorous in growth and produce in wonderful profusion, long and strong stemmed flowers of great beauty, size, perfect form and coloring. Those preferring to grow all sorts together, rather than separate colors, will find this unsurpassed. Pkt., 10c; oz., 25c; ¼ lb., 75c; lb., \$2.50.

3725. Northrup, King & Co.'s Sterling Mixture.

The finest and most desirable mixture possible to put together. The acme of richness and beauty, matchless in combinations of colors and giant sweet scented flowers. Every color of the rainbow and an almost unlimited variety of shades, tones and combinations of colors, striped, splashed, mottled and margined. Nothing seems to have been forgotten. It is made up regardless of expense, the aim being to secure in this mixture the largest flowering sorts and the widest possible range of colors. Without doubt this mixture reaches perfection. It is our aim to constantly improve, when possible, by adding new varieties as they are introduced. We include the magnificent Spencers, and the superb Unwins, a mixture, in fact, of which any one may be proud. Pkt., 10c; oz., 25c; ¼ lb., 75c; lb., \$2.50.

3730. **Grandiflora or Large Flowering Mixed.** Pkt., 5c; oz., 15c; ¼ lb., 40c; lb., \$1.25.



SWEET PEAS. NAMED GRANDIFLORA.

This is the well known type which has been grown for many years. It comprises two forms, "hooded or shell-shaped," and "open". The Grandifloras are most easily grown and are always popular.

We will furnish the following varieties at a uniform price.

Packet 5c; oz., 15c; ¼ lb., 50c.

3735. Dorothy Eckford. Finest white; very large, grand substance.
 3737. Hon. Mrs. E. Kenyon. Clear buff-yellow, spreading flowers.
 3740. Janet Scott. Deep pink, tinged buff, strong grower.
 3742. Miss Wilmot. Deep orange-pink; shaded with rose. Is a plant of very tall, strong growth and exceptional fragrance.
 3745. Prima Donna. Lovely pale pink; the leading pink variety of the type; tendrils colored.
 3747. Extra Early Blanche Ferry. The popular pink and white. Bloom profuse, lasting well on the plant; sunproof.
 3750. Lady Grisell Hamilton. Pale lavender-blue. The best of its color in this type. Moderately vigorous in growth.
 3752. King Edward VII. Bright crimson. This variety represents the acme of crimson-scarlet varieties of the open or the hooded form.
 3755. Brilliant Blue. Richest navy blue. The best dark blue of this type.
 3757. Flora Norton. Beautiful bright blue. Small flower but excellent as a garden variety on account of its unusual color.
 3760. Helen Pierce. Pure white, mottled blue. Distinct. One of the indispensable varieties for a complete collection.
 3762. Black Knight. Very deep maroon, large size and open form. One of the darkest varieties and the best of its color in this type.

Growing Sweet Peas In Clumps

By CHARLES ELLIOTT

The modern Sweet Pea is the most beautiful and most useful of all our annuals and the growing of it should not be confined to the time-honored practice of the long lines grown for cutting flowers for decoration or exhibition. For some years past I have resorted to many different plans of growing these plants for lawn and garden decoration.

One of the most pleasing of these plans is the planting of Sweet Peas in "clumps" or circles, with end in view of producing large, long-stemmed flowers in a way that proved attractive, and added a good decorative subject to the garden.

These circles, or "clumps," as we term them, consist of two stout stakes and sixteen bamboo canes 8 feet high. We find it an advantage to construct these before planting. Two stakes 8 feet high are driven into the ground, one on each side of a circle 30 inches in diameter. About 5 feet from the ground a wire hoop, made of No. 9 wire, is stapled to the stakes and the bamboos are then placed 5 inches apart around the circle and tied securely to the hoop. At planting-time enough strong plants of a strong-growing variety are planted and one shoot is led up each of the canes and up to each stake. We usually arrange these clumps on either side of the walk, and, if possible, have the twin clump across the walk of the same variety, the clumps being 7 to 8 feet apart from center to center; in the intervening spaces we plant many of our common annuals with very pleasing results. If the Sweet Pea vines are kept disbudded and given a nice mulch early, they produce some very creditable flowers.

We find these clumps an excellent arrangement for testing novelties, and showing off their good qualities to Sweet Pea enthusiasts. We plant them with "fall-sown" plants whenever possible, since they bloom earlier, and last longer, and produce better flowers. Strong growing varieties gave best results, and we have had many varieties go "over the top" of the 8-foot canes.

Sweet Peas; Seed-Sowing.

By WILLIAM GRAY

It is a well-known fact that, if conditions are favorable, Sweet Peas sown in the fall give much earlier and finer bloom than those sown in the open in the spring, but few localities are favored with climatic conditions suitable for fall sowings in the open to winter successfully and the practice is a hit or miss even with the most expert growers. Spring sowing in the open has been the general practice followed, and this also has its faults inasmuch as it does not allow sufficient time for the young plants to become thoroughly established before warm weather sets in and in consequence inferior blooms are the result.

The pot method, however, overcomes all these uncertainties, the seed being sown either in the fall or during January or February and wintered in coldframes or cool greenhouse. If sown in the fall it is best to sow not later than October so that the young plants may become established in the pots before the short days of the year arrive; later sowings will be inclined to weakness owing to the absence of the sunny conditions necessary to build up vigor in plant life, and much better results will be had by waiting until the middle of January when under the influence of longer days with increasing sunlight, strong, vigorous plants can be grown.

The seed may be sown directly in the pots, one seed to each pot or several according to the size of the pots, or the seed may be sown in pans or flats and afterwards transplanted to the pots. If the highest culture is aimed at it is preferable to grow a single plant in each pot, plants grown from fall sowings being carried up to the end of January in 3 or 3½-inch pots, and then given a shift into 5 or 6 inch pots which will carry them through nicely until planting-time in the open ground. On shifting, stick short brush in the pots to keep the plants upright. January and February sowing can be carried through in 3 or 3½-inch pots until planting-time in the open ground.

Plants from fall sowings will bloom earlier and be at their best over a much longer period than January sowings, for the advantage gained lies in the earlier start which brings them into bloom the end of May, being at their best throughout June, a period more suitable to the Sweet Pea. January and February sowings come into bloom about the middle of June, being at their best at the end of the same month and early July, after which, owing to hot weather conditions, stems shorten up and flowers get smaller quickly.

No one, not even the amateur grower, need feel that the growing of the plants is a difficult operation. Fine plants can be grown in a well-protected coldframe in a sheltered position on the south side of a house or other structure that will break the cold winds. A 3 by 6 foot sash will cover sufficient plants to plant a considerable length of row, and will give a wealth of bloom for exhibition or house decoration.

Local florists could find ready sale for plants grown from January sown seed, once their customers tried them out and were delighted with the results from planting plants instead of seed in their gardens.

SWEET PEA CULTURE.

Preparation of Soil. Prepare a trench 2 feet deep and at least 1½ feet wide. Fill in with a mixture of rich loam and well rotted barnyard manure or 5 lbs. of sheep manure and 1½ lbs. of bone meal for each 8 feet of row. Cover with 6 inches of good soil. The manure should be worked in deep down and carefully mixed through the soil at bottom of trench.

The trench should slope gradually towards the center, which is to be 2 inches deeper than the sides.

Planting. Should be done the first day the soil is dry enough to work without becoming sticky. If the soil is worked while wet it may ruin the crop. White Seeded Sweet Peas should not be sown until the ground has thoroughly thawed. Sweet Peas require a long period of slow growth under cool conditions which are necessary for good root formation. Late sown Sweet Peas, especially when planted after May 15th are seldom worth while. Sow 1 lb. of seed for 100 feet of row.

Make a furrow in the center of trench 6 inches wide and 3 deep. Sow the seed in this furrow in two rows, 4 inches apart and 2 inches apart in the row. Cover with about an inch of fine soil and tamp down firmly. If soil is damp and heavy tamp more lightly than if dry and loose. After tamping, rake another inch of soil over seed. Do not cover seed more than 2 inches deep altogether.

Cultivation. When vines are 5 inches high, fill up the 4 inches between the rows with fine soil, drawing the soil to each side, covering the vines to within an inch of their tops. Do not cover up the vines entirely. Straighten any crooked plants and remove weeds. After the vines have grown another 5 inches repeat the operation; at this time hoe up the soil outside the rows to a level with the soil around the vines, so that what was originally the trench becomes a ridge.

Supports. Never allow vines to fall over, as they can not be properly straightened afterwards, but support with brush, wire netting or strings.

Mulching. Before blooming time fill trench between the rows with straw or grass clippings. This will keep the soil cool and moist.

Watering. Sweet Peas like plenty of water in dry weather. After blooming begins, fill the trench between the rows with water two or three times a week, if there is a lack of showers.

Tiling. Growth and bloom of Sweet Peas will be increased if a line of 3 inch porous drain tile is placed a few inches beneath the trench. By bringing this to the surface with an elbow, water may be readily applied to the roots.

Cutting. Should be attended to every day, whether you have use for the flowers or not. If seed pods are allowed to form, the vines will soon cease blooming. In the afternoon or early evening is the best time for cutting. The flowers being then fully developed and hardened, last much longer in water.

It is only necessary to cut each day the flowers that are fully developed. It is after forming seed pods that they injure the vines.

Be careful in cutting not to disturb or break the vines. Carelessness in this will soon ruin them.

It is best not to step too near the vines when picking the flowers as this would pack the soil surface, which should be kept loose and open.

Enemies. For slugs and cut worms a little air-slacked lime around the young shoots will protect them more or less and sometimes the worms can be attracted and killed by putting a bunch of cut lettuce or green grass dipped in Paris Green near the Sweet Pea row.

For plant lice or aphid use "Black Leaf 40," Nico-Fume Liquid or some other tobacco extract spray.

Sow 1 lb. of seed for 100 feet of row.



A Fine, Well Grown Row of Sweet Peas.

VERBENA

Culture. Should not be sown in the open ground before latter part of May. The best plan is to start the seeds indoors in a shallow box or in a hotbed, in a temperature of about 65 degrees. Cover the seeds to a depth four times their size and press the surface firm with a board. Water with a fine spray. Transplant the seedlings after the second leaves form and remove to the garden when the weather is warm and settled.

Northrup, King & Co.'s Mammoth Verbena.



The largest known, a single flower

often being as large as a twenty-five cent piece. The beauty of this plant is well known and scarcely needs comment. For garden beds or effective massing the Verbena is unequalled. They bloom profusely the first year from seed, the flowers lasting until late in the Autumn. Thrive best in a sweet turfy loam and should be given space to trail over the ground. Verbenas should not be grown in the same place two years in succession.

- 3765. Northrup, King & Co.'s Mammoth Mixed. All colors. ¼ oz., 50c; pkt., 10c.
- 3770. Mammoth Lucifer. A most valuable addition to the range of colors in this important bedding plant, being an even, intense deep cardinal-scarlet throughout with no eye; it is identical to our other Mammoth Verbenas in size of bloom, floriferousness and other good qualities. As a brilliant bed or border plant this will be most satisfactory. ¼ oz., \$1.00; pkt., 25c.
- 3775. Mammoth Pink Pkt., 10c
- 3776. Mammoth Purple " 10c
- 3777. Mammoth White " 10c
- 3778. Mammoth Blue " 10c
- 3780. Mammoth Scarlet Pkt., 10c
- 3781. Mammoth Striped " 10c
- 3782. Collection of Mammoth Verbenas, 6 colors..... 50c

3785. **Verbena Venosa.** A strong grower, violet flowers. An excellent subject for massing; used very effectively in Loring and other parks in Minneapolis; flowers all Summer Pkt., 10c.

3800. **Verbena, Lemon Scented.** This fragrant plant is easily grown from seed and succeeds well anywhere. Have a good bed of it so that you can cut its fragrant foliage and flowers to make up with bouquets. Pkt., 15c.

ZINNIA. Youth and Old Age.

One of the most brilliant and showy of annuals, which has long been a general favorite. They come in flower early in the Summer and keep on blooming until hard frost; require little attention and succeed almost anywhere. For perfection of blossom start the seeds in March and prick out once or twice before transferring to the open border in May or June. Provide the plants with plenty of room, at least 18 inches apart each way, and they soon completely cover the ground.

Culture. Should not be sown in the open ground before latter part of May. The best plan is to start the seeds indoors in a shallow box or in a hotbed, in a temperature of about 65 degrees. Cover the seeds to a depth of four times their size and press the surface firm with a board. Water with a fine spray. Transplant the seedlings after the second leaves form and remove to the garden when the weather is warm and settled.

Northrup, King & Co.'s Double Giant ZINNIA.




This is considered the best type for general use; forming bushy compact plants not over 3 feet high and bearing flowers measuring 5 to 6 inches across. In our special imported strains of Double Zinnias are found the most perfect and beautiful types which have yet been produced by the flower specialists of America. We are confident that they will please all who grow them.

They bear freely on long, strong stems numerous semi-globular, mostly very double flowers, all of the largest size, making them of great value in large beds, borders, etc; grown under favorable conditions they remain in bloom from early summer to autumn.

- 3805. Double White Pkt. 15c.
 - 3806. Double Orange 15c.
 - 3807. Double Salmon Rose 15c.
 - 3808. Double Dark Scarlet 15c.
 - 3809. Double Canary 15c.
 - 3810. Bright Scarlet 15c.
 - 3811. Collection. 6 separate colors 75c.
 - 3812. Giant Double Mixed, all colors ¼ oz., 50c; pkt., 15c.
- Zinnia. In separate colors, ¼ oz., 50c.



MAMMOTH FLOWERING VERBENA



IMPROVED LARGE FLOWERING ZINNIA

Various Zinnias

- 3815 **Mexicana Perfection Mixed Colors.** A very dwarf variety, bearing small double flowers of unusual colorings; makes a beautiful border. ¼ oz., 75c; pkt., 15c.
- 3820 **Mexicana Golden Star.** A pretty single flower variety, with rich golden orange star shaped flowers, 2 to 3 inches across, of compact growth, about 15 inches high, and makes an effective border. ¼ oz.; 75c; pkt; 15c.
- 3825 **Red Riding Hood.** This little gem grows but a foot high; of compact form and covered the entire season with little button-like, intense scarlet, very double flowers not over an inch across; as a border it is highly effective. ¼ oz; 50c; pkt; 10c.
- 3830 **Single Mixed.** For bedding these are very effective, and are by many considered more artistic than the double-flowering sorts. ¼ oz; 35c; pkt, 5c.

HARDY ANNUAL and PERENNIAL CLIMBERS

3835. Adlumia. *Cirrhosa*. Mountain Fringe, Allegheny Vine or Climbing Fumitory. A graceful hardy biennial climber, but as it resows itself year after year, it may be considered perennial. The feathery foliage closely resembles that of the Maiden-hair Fern. The flowers are tube-shaped, flesh-colored resembling the Bleeding Heart, and completely cover the plant. For covering trellises, stumps of trees, etc., it is very desirable. Flowers the first year from seed. $\frac{1}{4}$ oz., 65c. pkt., 10c.

3840. Balloon Vine. (*Love-in-a-Puff*). A rapid-growing annual climber; succeeds best in light soil and warm situation; flowers white; seed vessels look like miniature balloons and of great interest to children. Oz., 25c. pkt., 5c.

3845. Bean. *Scarlet Runner*. A great favorite bean as an ornamental climber, and for the delicious edible beans which succeed the sprays of bright scarlet pea-shaped blossoms from July to September. Lb., 35c. pkt., 10c.

3850. Canary-Bird Vine. (*Tropaeolum Canariense*) A beautiful rapid annual climber, the charming canary-colored blossoms bearing a fancied resemblance to a bird with its wings half expanded. Oz., 35c. pkt., 10c.

Cobaea. Cup and Saucer Vine or Cathedral Bells.

One of the handsomest and most rapid growing of the annual climbers. Climbs thirty feet in a season. The flowers are bell-shaped. Very prolific and perfectly hardy. The vines are always clean and free from insects. Valuable for covering trellises, arbors, trunks of trees, etc.; will cling to any rough surface. In sowing, place seeds edgewise and merely cover with light soil; to get early results start the seed indoors in March or April; can also be sown in the open ground in May.

3855. Scandens. Large, bell-shaped purple flowers. $\frac{1}{4}$ Oz., 25c. pkt., 10c.

3860. Scandens Alba. Pure white. $\frac{1}{4}$ oz., 50c. pkt., 15c.

Climbing Morning Glories or Convolvulus Major.

One of the most free-flowering and rapid-growing plants in cultivation, thriving in almost any situation; the beauty and delicacy of their brilliant flowers are unsurpassed. Soaking the seeds in warm water for an hour or two hastens germination; annuals 15 feet.

3865. Mixed. All colors. Oz., 25c. pkt., 5c.


3870. Double Flowering. About 80 per cent of the seedlings will produce double flowers, the remainder semi-double or single. $\frac{1}{4}$ oz., 20c. pkt., 10c.

Cypress Vine. *Ipomoea Quamoclit*. One of the most popular vines, with very delicate fern-like foliage, and masses of beautiful, small, star-shaped flowers. Sow in May, first soaking the seeds in warm water for a few hours; 15 feet.


3875. Mixed. White and scarlet. $\frac{1}{4}$ oz., 35c. pkt., 10c.

3880. Scarlet. $\frac{1}{4}$ oz., 35c. pkt., 10c.

3885. White. $\frac{1}{4}$ oz., 35c. pkt., 10c.



Cypress Vine



Dolichos. Hyacinth Bean. A rapid growing and free-flowering annual climber. The seed pods which follow the flower are very ornamental for covering arbors, trellises, etc. After danger of frost is over, sow the seeds where they are to remain. The soil should be well pulverized and the seed covered to a depth of about 4 times their size. Press down firmly with a board, and thin out so that the plants will not become crowded. For early flowering they should be sown in-doors in a shallow box, and transferred to the open ground when the weather becomes suitable. Sow the seed in the garden in May where they are to remain; 10 feet.

3890. Daylight. This grand Hyacinth Bean comes from Japan. Seed sown late in May by the middle of July attains a height of 10 feet; spikes of snow-white pea-shaped blossoms until late fall. The heart-shaped foliage is bright green and not affected by insect pests. Oz., 25c. pkt., 10c.

3895. Darkness. Identical in every way to the above except in color, which is rich purple-violet. Oz., 25c. pkt., 10c.

3900. Lablab, Mixed. Purple and white. Oz., 25c. pkt., 10c.

4000. Echinocystis. Wild Cucumber Vine. A well known vine, common in many sections, and the quickest climber known for covering verandas, old trees and houses, trellises, etc., never suffering from the heat but retaining its fresh and lively green color; never infested with insects, and very profuse in sprays of white flowers in July and August. It will sow itself and come up in the same place. Sow seed in Fall. Oz., 25c. pkt., 5c.

Humulus. Japanese Hop.

4005. Humulus. *Japonicus*. (Japanese Hop) A very ornamental and fast-growing climbing plant. The foliage resembles in shape that of the common Hop, is very dense, and in color a lively green; annual. $\frac{1}{4}$ oz., 35c. pkt., 10c.

4010. Humulus. *Japonicus Variegatus*. A variegated variety of the above. The leaves are beautifully marbled and splashed with silvery-white, light and dark green; very effective for screens, arbors, trellises, etc. As with the green-leaved variety, it is never injured by insects nor affected by the heat, but retains its bright variegated foliage until frost. $\frac{1}{4}$ oz., 50c. pkt., 15c.

IPOMOEA

Climbers of rapid growth, with beautiful and varied flowers; for covering walls, trellises, arbors, or stumps of trees they are invaluable; it is well to soak the seed in warm water over night to assist in rapid germination.

4015. Grandiflora. (Moon Flower). At night and during dull days the plants are covered with an abundance of large, pure white, fragrant flowers, 5 to 6 inches in diameter. It grows very rapidly and will cover a large surface. Oz., 75c; pkt., 15c.

4020. Rubra Coerulea (Heavenly Blue). Immense flowers of bright sky-blue, very beautiful. $\frac{1}{4}$ oz., 35c; pkt., 10c.


4025. Setosa. (Brazilian Morning Glory). Flowers, pleasing rose color borne very freely in large clusters. As a quick-growing vine it has no equal, covering an enormous space in a short time. Oz., 35c; pkt., 10c.

EMPEROR MORNING GLORIES or IMPERIAL JAPANESE.

The handsomest of all Morning Glories. Of the easiest culture, can be sown in the open ground in a sunny situation when the weather has become warm and settled; they soon cover a large area, and even before flowering are decidedly interesting on account of the varied forms of the foliage and their markings. The flowers are of gigantic size and their colorings beyond description; the self or solid colors range from snow-white to black-purple, with all the possible intermediate shades; there is also an endless number having flowers spotted, marbled, striped, flaked splashed etc.

4030. Mixed Imperial Japanese. Saved from a grand collection, which we are sure will produce pleasing results. Oz., 35c. pkt., 10c.

HARDY ANNUAL and PERENNIAL CLIMBERS



ORNAMENTAL GOURDS

Desirable where an immense amount of vine is wanted quickly. Fine for a screen. Fruit is unique, ornamental and often useful. It will keep for years when properly ripened. Plant after ground has become warm, in rich soil.

4035. Mixed Varieties. All kinds Oz., 35c; pkt., 5c.
 4040. Apple-shaped. Oz., 35c; pkt., 5c.
 4045. Dipper, or Calabash. Oz., 35c; pkt., 10c.
 4050. Egg-shaped. Fruit white like an egg. Oz., 35c; pkt., 5c.
 4055. Hercules' Club. Club-shaped; 4 feet long Oz., 35c; pkt., 5c.
 4060. Orange-shaped. (Mock Orange) Oz., 35c; pkt., 5c.
 4065. Pear-shaped. Striped; very showy. Oz., 35c; pkt., 5c.
 4070. Sugar Trough. Oz., 35c; pkt., 5c.
 4075. Luffa. (Dish-rag, Sponge or Bonnet Gourd) Oz., 35c; pkt., 5c.

4080. The Cardinal Climber. (Ipomoea Quamoclit Hybrida)

Now generally considered the most beautiful and brilliant annual climber ever sent out. It is a strong and rapid grower, attaining a height of 30 feet or more, with beautiful fern-like foliage, and literally covered with a blaze of circular cardinal-red flowers from mid-summer till frost. The flowers, about 1½ inches in diameter, are borne in clusters of 5 to 7 each, and wherever it has been grown has attracted more attention and favorable comment than any other plant in the garden. Like other Ipomoeas, it delights in a warm, sunny situation and good soil. The seed may be started indoors in March or April in a temperature of not less than 70 degrees, and the plants set out when the weather gets warm, but it is just as well to wait until the weather gets warm and settled and then sow out of doors. In either case germination will be hastened and made more certain by filing or cutting a small notch in each seed. They are likely to germinate poorly unless this precaution is taken. If sown in cold, wet ground, the seed is liable to rot. ¼ oz., \$1.00; pkt., 15c.

Lathyrus. (Everlasting, or Hardy Sweet Pea.) Showy, free-flowering hardy perennial climbers for covering old stumps, fences, etc., continually in bloom; fine for cutting.

4085. Latifolius "White Pearl" Finest white variety. ¼ Oz., \$1.00; pkt., 25c.
 4090. Pink Beauty. Rose pink. ¼ oz., 35c; pkt., 15c.
 4095. Red. ¼ oz., 35c; pkt., 15c.
 4100. Mixed. All colors. Oz., 35c; pkt., 15c.

4105. **Linaria.** Cymbalaria. (Kenilworth Ivy, or Mother of Thousands) Lavender and purple. A charming, neat, hardy perennial trailing plant, suitable for baskets, vases, pots and rock work. Oz., 75c; pkt., 15c.

4110. **Maurandia.** Barclayana. Beautiful, rapid, slender-growing autumn, also fine for the conservatory or greenhouse; if desired for the house, take up before the approach of frost. A half-hardy perennial, flowering the first season if sown early; 10 feet; mixed colors, including purple, blue, white and rose. ¼ oz., \$1.00; pkt., 15c.

4115. **Mina.** Sanguinea. A beautiful and rapid-growing climber, producing innumerable brilliant blood-red flowers. Oz., 50c; pkt., 10c.

Nasturtium. Trailing or Climbing. See Page 52.

Momordica. Very curious climbing vine, with ornamental foliage, fruit golden-yellow, warted, and when ripe opens, showing the seed and its brilliant carmine interior; fine for trellises, rock-work, stumps, etc.; annuals 10 feet.

4120. **Balsamina.** (Balsam Apple). Round apple-shaped fruit with very fine glossy green foliage. The prettier climber of the two. ¼ oz., 35c. pkt., 10c.

4125. **Charantia.** (Balsam Pear). Pear shaped fruit; foliage heavier than the above; the fruits of this variety are used medicinally. ¼ oz., 35c. pkt., 10c.

4130. **Pueraria.** Thunbergiana. (Japanese Kudzu Vine)

The fastest growing hardy climbing plant. It will grow 8 to 10 feet the first year from seed, and after it has become established there seems to be no limit to its growth, 50 feet in a single season being not unusual. Its foliage is large and covers well; it bears small racemes of rosy-purple; pea-shaped blossoms towards the close of August. A splendid subject for covering permanently verandas, dead trees, etc. Oz., \$1.00; pkt., 15c.

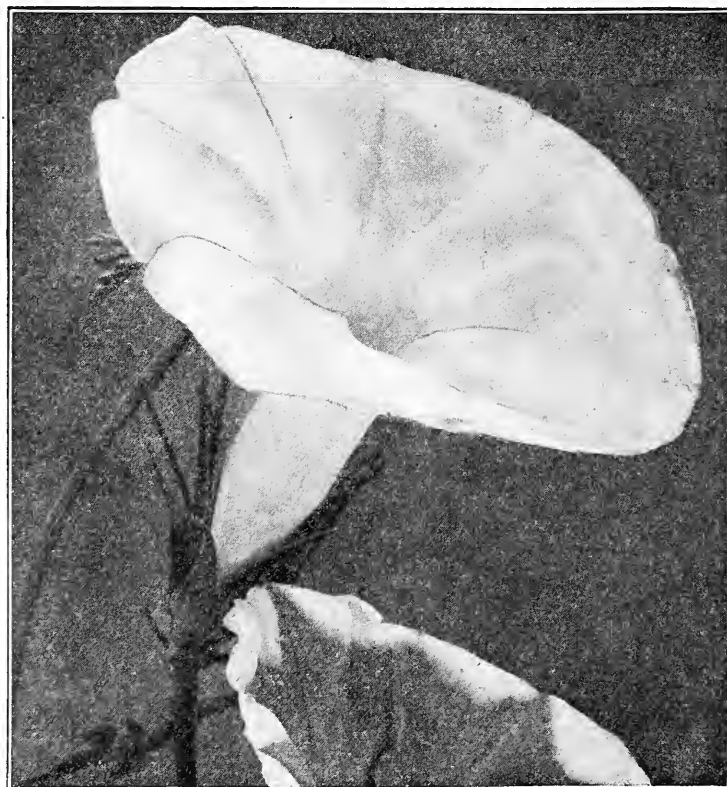
4135. **Thunbergia.** (Black-eyed Susan) Beautiful, rapid growing annual climbers, preferring a warm sunny situation; used extensively in hanging-baskets, vases, low fences, etc., very pretty flowers in buff, white, orange etc., with dark eyes, mixed colors; 4 feet. ¼ oz., 50c; pkt., 10c.

Climbing Plants

Require liberal applications of plant food in the form of Fertilizer to produce satisfactory results, otherwise they make poor stunted growth and rarely blossom satisfactorily. Use Northrup, King & Co's., Sterling Garden and Lawn Fertilizer, Bone Meal and Sheep Manure.

Many kinds of Trees, Shrubs and Bulbs are benefited by the proper use of Fertilizer, especially on light poor soils where flowering shrubs and vines are planted. We shall always be pleased to advise you when you call at our Retail Department in Minneapolis located at Hennepin Avenue at First Street.

We carry all the Standard Fertilizers for the
Lawn and Garden.



Ipomoea, Imperial Japanese.

STRAW FLOWERS or EVERLASTINGS

Straw Flower or Everlastings are now coming into favor. They are not only ornamental in the garden when growing but are greatly admired and prized for the winter decoration of vases and for making durable bouquets.

Flowers which are wanted for drying should be cut when partially unfolded and suspended with their heads down in a cool place until thoroughly crisp dry.

Acroclinium. A pretty annual "Everlasting," growing about 15 inches high, bearing white or rosy-pink flowers, which, when cut in the bud state can be dried and used in winter bouquets. A nice thing to grow in a mixed border aside from its use as an everlasting.

4140. Double Mixed. $\frac{1}{4}$ oz., 25c. pkt., 10c.

4145. Single Mixed. $\frac{1}{4}$ oz., 25c. pkt., 5c.

Gomphrena GLOBE AMARANTH. These well-known, hardy annuals are among the most popular of the Everlastings for dried winter bouquets; also well adapted for beds and edgings in the garden. Popularly known as "Bachelor's Button," the flowers resemble clover heads and can be dried and used in winter bouquets. Cornflowers and a number of other flowers are also known as Bachelor's Buttons, and in ordering it is well to order by number to prevent mistakes.

4148. Mixed. 2 feet. $\frac{1}{4}$ oz., 25c. pkt., 5c.

Helichrysum. (Straw Flower) Eternal Flowers. *Monstrosum* Fl. Pl. A most popular, hardy annual; the flowers are large and the color bright; highly prized for winter bouquets. Flowers intended for drying should be gathered when partially unfolded and suspended with heads downward in cool and airy place. 1 to 2 ft. Succeeds in any good garden soil; give them plenty of room to develop, planting not closer than 12 inches apart; hardy annuals.

4150. Mixed. All colors. $\frac{1}{4}$ oz., 35c. pkt., 10c.

4155. Crimson. Very rich. $\frac{1}{4}$ oz., 35c. pkt., 10c.

4160. Fireball. Bright red. $\frac{1}{4}$ oz., 35c. pkt., 10c.

4165. Goldenball. Golden yellow. $\frac{1}{4}$ oz., 35c. pkt., 10c.

4170. Rose Carmine. Rich and glossy. $\frac{1}{4}$ oz., 35c. pkt., 10c.

4175. Silver Ball. Glistening white. $\frac{1}{4}$ oz., 35c. pkt., 10c.

4180. Violet. Very rich color. $\frac{1}{4}$ oz., 35c. pkt., 10c.

Statice. Sea Lavender. See Page 68.

4185. **Xeranthemum.** *Annum.* (Everlasting, or Immortelle) One of the prettiest and most satisfactory of the Everlastings, bearing an abundance of bright rose, purple and white flowers, which are not only showy in the garden but very useful as dried flowers in winter bouquets. Seed can be sown in the open ground early in May, growing readily in any open, sunny position. This well-known, hardy annual is one of the oldest and prettiest of the Everlasting flowers, and in winter bouquets retain their color and form for years. Fine for beds and borders; in bloom all the season until frost. 1½ to 2 ft. Mixed colors. Pkt., 10c.



Helichrysum—Straw Flower



Various Varieties of Ornamental Grasses.

ORNAMENTAL GRASSES

The Ornamental Grasses are very attractive to use in mixed flower-beds or borders, and for grouping by themselves give fine effects. Many of them, if cut before they are entirely ripe, will be found very useful, when dried, in the formation of winter bouquets, in connection with "Everlastings."

Seeds of the Ornamental Grasses may be sown in shallow boxes in February or March and transplanted to the open ground in May or early June. Can also be sown in the open ground late in May or early June.

Agrostis. Cloud Grass. Hardy Annual. Very fine for vases and bouquets.

4190. A. *Nebulosa.* Very delicate and graceful. 18 in. pkt., 10c.

4195. **Arundo** *Donax.* (Great Reed). Hardy Perennial. Well adapted for large clumps; stately and ornamental. 10 ft. pkt., 10c.

4200. A. *Foliis Variegatis.* Green leaves, striped with white. pkt., 10c.

4205. **Avena** *Sterilis.* (Animated Oats). Hardy Annual. Drooping, curious and very graceful. 2 ft. pkt., 10c.

4210. **Briza** *Maxima.* (Quaking Grass). Hardy Annual. Well-known graceful species; fine for bouquets. 1 to 1½ ft. pkt., 10c.

4212. **Bromus** *Brizaeiformis.* Hardy annual. Fine variety for large winter bouquets. 2 to 2½ ft. pkt., 10c.

4215. **Coix Lachrymae.** Job's Tears. An ornamental grass with broad leaves and shiny, pearl-like seeds, used for beads. Plant early in the Spring, four or five seeds in a hill, one-half inch deep. Lb. \$1.50; oz., 15c; pkt., 10c.

Eragrostis. Hardy Annual. Pretty Grasses growing a foot or more high, and characterized by their beautiful dancing spikelets; all are handsome for bouquets.

4220. E. *Elegans* (Love Grass). 1 ft. pkt., 10c.

4225. **Erianthus** *Ravennae.* (Plume Grass). Hardy Perennial. Very stately and ornamental, fine, silvery plumes, splendid in lawn groups. Resembles closely the Pampas Grass. 6 to 8 ft. pkt., 10c.

Eulalia. Hardy Perennial. Among the most beautiful of the tall-growing Grasses. 4 to 6 ft.

4230. E. *Japonica.* Long, dark green leaves, fine for groups. pkt., 10c.

4235. *Eulalia japonica zerbina.* (Zebra Grass). The dark green leaves are barred with creamy white; variegations run across foliage. pkt., 10c.

Gynerium. (Pampas Grass). Hardy Perennial. Noblest of the tall-growing ornamental Grasses. Bears magnificent plumes; needs protection in winter. 4 to 6 ft.

4240. G. *Argenteum.* Long, silvery white plumes; splendid. pkt., 10c.

4245. G. *Argenteum roseum.* Rose-colored plumes. pkt., 10c.

JOB'S TEARS. See Coix Lachrymae.

Pennisetum. Hardy Annual. Very ornamental; fine for groups and bouquets.


4250. P. *Longistylum* (*villosum*). Graceful, greenish white plumes; good in beds. 2 ft. pkt., 10c.

4255. P. *Ruppelianum.* Violet-purple plumes; fine for edging beds of tall plants like cannas. 2 to 3 ft. pkt., 10c.


Stipa. Hardy Perennial. Popular and graceful species; splendid for bouquets 2 ft.

4260. S. *Pennata.* (Feather Grass). Delicate, silvery white feathery plumes; a favorite sort. pkt., 10c.


4265. **Zea.** *Japonica Variegata;* Striped, Improved Rainbow Corn, oz., 35c. pkt., 10c.




AQUILEGIA. COLUMBINE




ACHILLEA



CAMPANULA PERSICIFOLIA



BELLIS. ENGLISH DAISY



CANTERBURY BELLS

HARDY PERENNIAL FLOWER SEEDS

Culture. Everyone likes perennials because they are permanent—once established they increase in size and beauty. Many sorts are raised from seed, usually blooming the year after sowing. The seed bed must be well drained, fine and firm. If the soil is at all heavy cover with one inch of sand. The seed may be planted from June 10th to early July. After soaking the seed 24 hours, sow the fine sorts in rows, 3 inches apart, on the surface of sand or well sifted soil, and press down with a board. Large seeds may be covered to twice their thickness. The bed must be kept shaded constantly with a screen made as follows: nail common lath 2 inches apart on end strips. Place this screen over the bed on 4 bricks set endwise. Water as required; when seedlings have two pairs of leaves, transplant into rows a few inches apart each way, and later when they begin to crowd transplant a second time. This involves extra work but is necessary to raise sturdy plants. Keep them shaded with the screens all Summer. In September, if well developed, they may be placed in their permanent locations where they are to bloom the following year, or left in the seed beds for early Spring transplanting. After the ground freezes hard, cover with evergreen or other branches and a few inches of straw or leaves loosely piled on top. In late March, remove one-half the top mulch and loosen up the rest, to admit air. Take off the remainder gradually, as the season advances.

5000. Achillea. Double White Yarrow. One of the best hardy white perennials. Grows about two feet high and from Spring until frost is covered with heads of purest white, double flowers. Pkt., 15c.

5005. Agrostemma. Rose of Heaven. An attractive free-blooming, hardy perennial, of easy culture, producing bright colored flowers on long, slender stems. Blooms first season, fine for cutting, 2 ft. Pkt., 15c.

5010. Alyssum Saxatile Compactum. Has handsome masses of bright yellow flowers. Fine for borders. Pkt., 15c.

5015. Anchusa, Italian Dropmore Variety. Blue, large, for-get-me-not-like the perennial border or for a screen. Five feet high. Pkt., 15c.

Anemone. Windflower. A very pleasing, hardy perennial, producing large flowers; few plants compare with them in beauty; fine for bouquets. Especially good for rock work and sheltered banks. They need extra good Winter protection.

5020. Coronaria, Mixed Colors. Poppy Anemone. Pkt., 15c.

5025. St. Brigid. A beautiful selection of the above, comprising semi-double and double flowers in a wonderful array of colors. Pkt., 15c.

5030. Anthemis tinctoria. Hardy Marguerite. A native of England; grows about a foot high, bearing in profusion, daisy-shaped, yellow flowers which come in July and August. Pkt., 15c.

Aquilegia. Columbine. Charming hardy perennial plants growing from one to three feet high, bearing in countless numbers through May and June their exquisite blossoms of clear blue, white, rose, yellow, purple, striped, etc. For planting in permanent borders or naturalizing along the edges of woods or shrubbery they are unsurpassed.

Seed many be sown in the open ground early in the spring, and will, in most cases bloom the same season; or they may be planted in August or September, and will come up early and make vigorous plants, which will bloom abundantly during late spring and early summer.

Columbines should be planted wherever their presence will serve to lighten up a too stiff and formal planting, for no other plant has so airy a grace as the Columbine, is more generous of its blooms, or more effectively adapted for cut flowers.

5035. Northrup, King & Co.'s Single Long Spurred Hybrids. All colors mixed. Pkt., 15c.

5040. Northrup, King & Co.'s Double. All colors mixed. Pkt., 15c.

5045. Californica hybrida. Exquisite flowers, in yellow and orange shades, all with long spurs. Pkt., 15c.

5050. Coerulea. Blue flowers from the Rocky Mountains. Pkt., 15c.

5055. Chrysantha. Golden Spurred Columbine. Vigorous and bushy in habit. 2½ ft. Pkt., 15c.

5060. Canadensis. This is the scarlet and yellow native species and one of the brightest. Pkt., 15c.

5065. Coerulea hybrida. Beautiful hybrids, bearing large flowers in a great variety of colors Pkt., 15c.

5070. Arabis alpina. A low, early blooming perennial with white, fragrant flowers. For rock work, borders or covering steep banks. Pkt., 15c.

5075. Armeria Formosa. Sea Pink. Thrift. Flowers in close, round heads; color light pink or white. They are shaped like white clover heads, fine for bouquets. Pkt., 15c.

Bellis. English Daisy. Daisies are easily raised from Spring sown seed, and come into flower in a very short time. They thrive best in cool, shady places, but do well in almost any soil. They are very pretty when in bloom and deserve to be grown more universally than they are. Admirably adapted for edgings, borders, and low beds 6 to 8 ins.

5080. Longfellow. Beautiful deep pink, double. Pkt., 15c.

5085. Snowball. Best pure white Daisy, on long stem. Pkt., 15c.

5090. Double Mixed. Embracing all colors. Pkt., 15c.

Boltonia. False Chamomile. One of the showiest of our native hardy perennials, growing 4 to 6 feet high, with daisy-like flowers in countless thousands from July to September.

5095. Asteroides. White. Pkt., 15c.

5100. Latisquama. Lilac pink. Pkt., 15c.




COREOPSIS



SHASTA DAISY



GYPSOPHILA
BABY'S BREATH



DIGITALIS
FOXGLOVE

Campanula. Bellflower. Beautiful, hardy, herbaceous perennials, bearing a great profusion of attractive bellflowers; thrive best in light soil. They will continue to bloom for weeks if given a partially shaded location.

- 5105. *C. carpatica*. Very charming plant six to eight inches high, deep blue flowers. Pkt., 15c.
- 5110. *C. persicifolia*. Flowers blue, shading to white. Pkt., 15c.
- 5115. *C. pyramidalis*. Blue. Steeple Bells. Chimney Bellflower. 4 or 5 ft. Pkt., 15c.
- 5120. *C. pyramidalis*. White. Chimney Bellflower. Pkt., 15c.

Canterbury Bells. Campanula calycanthema. Cup and Saucer. Produces beautiful single flowers three inches in length with saucers three to four inches in diameter. The plants form pyramids of bloom bearing from 100 to 200 of these exquisite blossoms for weeks during the early Summer. A hardy biennial 2½ feet high, flowering the second season from seed. See illustration, page 64.

- 5125. Rose—Delicate rosy-pink. Pkt., 15c
- 5130. Blue—A fine, clear shade. Pkt., 15c
- 5135. White—Pure white. Pkt., 15c
- 5140. Mixed—All colors. ¼ oz., 75c; Pkt., 15c

Canterbury Bells. Campanula medium. The old-fashioned variety which produces large, bell-shaped flowers. Popular and beautiful are Campanulas. Although the Canterbury Bells are biennials, they may also be treated as annuals, and will flower the first year from seed, if sown early in the spring. For effect in the border, plant them in clumps of separate colors, and they are beautiful when massed. The perennial varieties, treated as perennials, flower most profusely by mid-summer. The tall and stately growing kinds will be found of great value for the border, while the dwarf sorts make charming rock and edging plants. All the varieties like a rich, sandy soil with good drainage.

- 5145. Dark Blue. Pkt., 15c.
- 5155. Rose. Pkt., 15c.
- 5165. Single Mixed—All colors. Pkt., 15c.
- 5150. Light Blue. Pkt., 15c.
- 5160. White. Pkt., 15c.
- 5170. Double Mixed—All colors. Pkt., 15c.

Carnation Hardy Border. Carnations are general favorites for their delicious fragrance and richness of colors. They are indispensable, both for greenhouse culture in winter and for the garden in summer. The Marguerite and Chabaud type are the best for summer flowering.

- 5175. Double Mixed. A good hardy strain for outdoor culture, flowering the second season and producing a mass of flowers in a great variety of colors. ¼ oz., 50c; Pkt., 15c.

Chrysanthemum. 5180. *C. Maximum*. Ox Eye Daisy. Flowers like the wild white Daisy, but twice as large. Handsome when in flower and the flowers have good stems for cutting. Hardy and easily grown in full sun. Pkt., 15c.

5185. Shasta Daisies. Alaska. An excellent hardy perennial variety. Flowers 4 to 5 inches across, of the purest glistening white, with broad overlapping petals, and borne on strong stems; a beautiful cut flower, remaining in good condition a week or more. ¼ oz., 75c; pkt., 25c.

C. Lancolata Grandiflora. A hardy perennial about 2 feet high. This produces an abundance of large, daisy-shaped flowers on long stems. One of the best of all perennials for cut flowers. See illustration. Pkt., 15c.

Delphinium. Hardy Larkspur. Very decorative border plants ranging from 5 to 6 feet tall, whose side shoots flower after the main spike has finished, thus prolonging the blooming period. If the flower spikes are removed as soon as they fade, new ones will continue to appear, at intervals all Summer. The colors run from pure white to darkest blue. Some varieties have a black center, others show a pleasing contrast, in shades of blue, between the inner and outer petals. Stake all varieties when 18 inches high to prevent them being blown down. For cultural directions see top of page 64.

5195. *Belladonna*. Ever-blooming Hardy Larkspur. This is the freest and most continuous blooming Hardy Larkspur. The clear turquoise blue of its flowers is not equalled for delicacy and beauty. A really exquisite variety. Pkt., 25c.

5200. *Chinense*. (Blue Butterfly). A distinct and neat variety growing about 18 inches high, with fine feathery foliage, and producing freely spikes of large blossoms of intense gentian-blue. Pkt., 15c.

5205. *Album*. The white flowered form. Pkt., 15c.

5210. *Caucasicum*. Tall with handsome blue flowers. Pkt., 15c.

5215. *Formosum*. Flowers sky blue, shaded with indigo, 18 to 36 inches. Pkt., 15c.

5220. *Gold Medal Hybrids*, Mixed. Unquestionably the finest strain of mixed hybrids ever offered. This is the originator's strain consisting of the best-named varieties. The plants are of strong, vigorous habit, with large flowers in massive spikes, the majority running in the lighter shades of blue. Pkt., 15c.


5225. *Double Hybrids*. Finest double flowering mixed in great variety of charming colors. Pkt., 15c.

Dianthus. Hardy Garden Pinks. These varieties are well adapted for beds and borders; delightful, refreshing, spicy odor. Popularly known as "Sweet May Pinks" of the old time gardens, and still considered among the most beautiful for massing and cutting.

5230. *Plumarius*. (Grass Pink, or Pheasant-eye Pink.) Single, with fringed edged flowers of various colors. ¼ oz., 50c; pkt., 15c.

5235. *Plumarius Fl. Pl.* (Double Hardy Garden Pinks.) Double and semi-double varieties in beautiful colors. ¼ oz., 75c; pkt., 15c.

5240. *Plumarius Semperflorens*. (Everblooming Hardy Garden Pink.) Very beautiful, sweet-scented, double, semi-double and single flowers in great diversity of color. ¼ oz., 50c; pkt., 15c.



DELPHINIUM
HARDY LARKSPUR

Dianthus (Continued.)

5245. *Dianthus Latifolius Atrococcineus Fl. Pl.* (Everblooming Hybrid Sweet William.) A cross between an annual *Dianthus* and Sweet William, combining the free and continuous blooming qualities of the former with the hardness of the latter; in color an intense velvety crimson scarlet. ¼ oz., 50c; pkt., 15c.

Digitalis. Foxglove. A very interesting family of old fashioned plants, whose culture is so simple as to bring them within the reach of all.

5250. *D. purpurea*, var. *gloxinioides*. This has a very great variety of colors, but as it is difficult to keep them true when growing separately, we offer it only in a mixture. Everyone should plant this strain. It grows in strong clumps and is one of our very finest hardy perennials. Pkt., 15c.

5255. *Eryngium*. Sea Holly. Has heads of handsome amethyst-blue flowers. Pkt., 15c.

Gaillardia. Blanket Flower. A very free blossoming perennial bearing large yellow or red daisy-shaped flowers all through the Summer. Easy to grow. Fine for cutting; 2 feet.

5260. *Kermesina Splendens*. Centre rich crimson, narrow canary-yellow border. Pkt., 15c.

5265. *Grandiflora Compacta*. Bushy plant 12 to 15 inches high, bearing long-stemmed richly colored flowers well above the foliage. Pkt., 15c.

5270. *Grandiflora Copper-red*. A striking new color. Pkt., 25c.

5275. *Grandiflora Superb Mixed*. Combinations of crimson and gold. ¼ oz., 35c; Pkt., 15c.

Geum. Flowers are large butter-cup shaped, borne in profusion; lasting well when cut, they are fine for bouquets.

5280. *G. Double Scarlet*. Large flowers, fine color. 2 feet. Pkt., 15c.

5285. *G. Single Orange Scarlet*. Pkt., 15c.

5287. *Golden Rod. Solidago Canadensis*. The well known, golden yellow favorite. Pkt., 15c.

Make up your list of Northrup, King & Co.'s flower seeds early and have your dealer order them for you. If he does not handle them, send directly to us.

Ask for prices on Hardy Perennial Flower Seeds in bulk.

HOLLYHOCKS.

There is a revival of the old-fashioned flowers and Hollyhocks are among the best of the old garden favorites. Always a stately and majestic plant, the improvements in them have been so great that one would scarcely recognize in the old single Hollyhock, the parent of the magnificent and truly gorgeous flower of today.

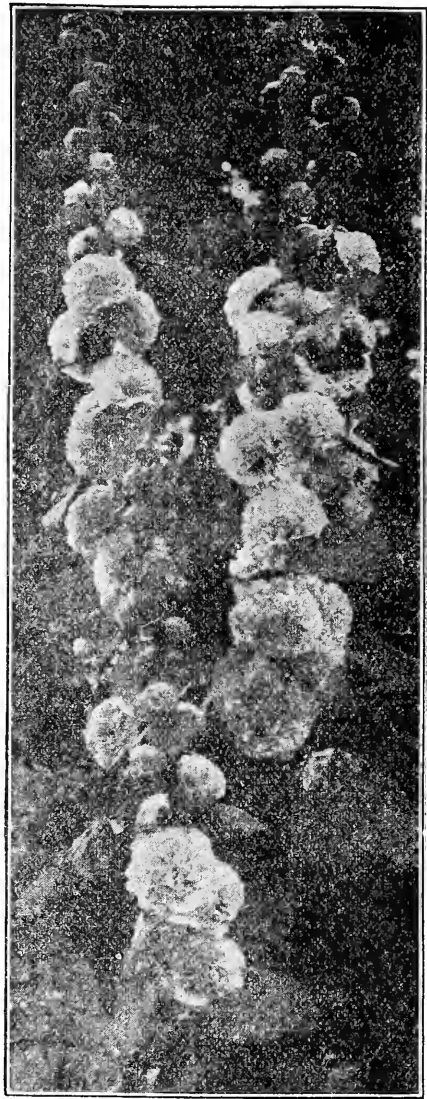


The most marked improvement is found in the Chater's and Allegheny strains. These are beautiful beyond description.

The Chater's produce for the most part, flowers which are densely double, although occasionally some single blossoms are seen among them. The colors are innumerable, ranging from pure white to darkest maroon, some are bright and gay, others of the softest and most delicate shades and tints. The stalks average about four feet in height but many are 6 and even 8 ft. high. These stalks are densely covered with blossoms as beautiful in texture and appearance as the Rose.

The Allegheny is of quite recent introduction. It grows very tall, and the flowers, though single, are of wonderful beauty and in great variety of color. The Chater's are beautiful beyond description, but the Allegheny is thought by many to be even still more beautiful than the Chater's. Hollyhocks form a capital background for a border of hardy perennials of lower growth, and are also very effective when planted in groups. Once established, as they easily are from seed, they reappear in their place each year. Hollyhocks thrive best in a rich, deep, well drained soil. As usually treated, the Hollyhock is a biennial, but if planted where the water will not settle around the crown in the Winter they become very satisfactory perennials. Follow cultural directions under heading "Hardy Perennial Flower Seeds."

5290. Single Hollyhocks.

Many prefer the single-flowering Hollyhocks. They are usually of freer growth than the doubles and present a very handsome appearance. Mixed, pkt. 15c.



Double Hollyhocks.

New Giant Flowering Marshmallows.

are wonderfully formed of loosely arranged fringed petals which resemble the finest China silk and have none of the formality of the ordinary type. This variety is a perpetual bloomer and has from 2 to 4 buds at the base of each leaf. The buds develop into flowers in rotation, the largest buds first, then the smaller ones, until all have become a beautiful mass of bloom. The colors vary from the palest shrimp pink to deep red. Although the flowers are single they are very beautiful and must be seen to be appreciated. The plants are of strong growth, sending up spikes 6 to 7 feet high. Mixed colors, pkt., 15c.

5295. Allegheny Hollyhocks.

The flowers are of mammoth size and resemble the finest China silk and have none of the formality of the ordinary type. This variety is a perpetual bloomer and has from 2 to 4 buds at the base of each leaf. The buds develop into flowers in rotation, the largest buds first, then the smaller ones, until all have become a beautiful mass of bloom. The colors vary from the palest shrimp pink to deep red. Although the flowers are single they are very beautiful and must be seen to be appreciated. The plants are of strong growth, sending up spikes 6 to 7 feet high. Mixed colors, pkt., 15c.

Chater's Double Hollyhocks.

- 5300. Double White... Pkt., 15c.
- 5305. Bright Pink... Pkt., 15c.
- 5310. Chater's Selected Strain. Extra Choice Double Mixed. Pkt., 15c.
- 5315. Bright Red... Pkt., 15c.
- 5320. Salmon Rose... Pkt., 15c.
- 5325. Yellow... Pkt., 15c.
- 5330. Maroon... Pkt., 15c.

5335. Gypsophila Paniculata.

Borne in feathery sprays, which are highly esteemed for cut flowers as they lend a most graceful effect when combined in bouquets. This pleasing flower should be in every garden, for it is almost indispensable in the arrangement of flowers, either in vase or bouquet work. Pkt., 15c.

5340. Gypsophila paniculata, fl. pl. One of the most important hardy perennials of recent introduction. The plant grows from 3 to 3½ feet high, bearing its pretty little double white flowers in much-branched panicles which when cut, can be used to great advantage with other flowers or by themselves, as they retain their beauty for months. It is also a most desirable addition to the hardy border. Pkt., 25c.

5345. Helenium autumnale. A showy native perennial growing 4 to 6 feet high which forms a good sized bush covered in Autumn with single bright yellow flowers giving it much the appearance of the pompon Chrysanthemum. Very valuable for use among shrubbery, lasting in bloom a long while and at its best when most plants are through blossoming. Pkt., 15c.

5350. Heliopsis. Pitcheriana. (Orange Sunflower) A desirable hardy herbaceous plant, growing from 3 to 4 feet high beginning to flower early in the season, and continuing the entire summer. The flowers are beautiful deep golden-yellow color about 2 inches in diameter; of very thick texture and very graceful for cutting. Pkt., 15c.

5355. Scabra Zinniaeflora. A new double flowering form bearing golden-yellow Zinnia-like flowers. In addition to being a very showy plant in the hardy border, it is one of the best perennial plants for cutting. Pkt., 15c.

5360. Hesperis Matronalis. Sweet Rocket. Old-fashioned garden plant, and among the most desirable of hardy flowers; also known as Dame's Rocket and Dame's Violet; grows from 2 to 3 feet high, and bears spikes of showy white, lilac and purple fragrant flowers. Excellent for naturalizing among shrubbery or for planting in a permanent border: mixed colors. Pkt., 15c.

5365. Hibiscus. New Giant Flowering Marshmallow. Wonderfully improved form of our greatly admired native Marshmallow, in which flowers of great size—frequently ten to twelve inches in diameter—have been developed. The colorings comprise rich, deep red, soft pink and pure white. Plants grow 5 to 8 feet high. Blossom from July until late Autumn. Pkt., 15c.

5370. H. Crimson Eye. Flowers are pure white, with a rich crimson eye. The flowers are very large, often measuring 7 inches in diameter. It blooms from seed the first year sown in the open ground, lasts year after year. Pkt., 15c.

Honesty. Satin Flower. Early flowering, hardy biennial with purple or white flowers, and flat round seed-vessels of silvery appearance. Rather curious, but beautiful, and very useful, as house ornaments, 2 ft. 5375. Purple. Pkt., 15c. 5377. White. Pkt., 15c. 5380. Mixed. Pkt., 15c.

5382. Iberis sempervirens. Perennial Candytuft. Very desirable plants growing 10 to 15 inches high with glossy, dark, evergreen foliage completely hidden with dense flat heads of white flowers in early Spring. Pkt., 15c.

5385. Lavandula Vera. Lavender. The delightfully fragrant old-fashioned plant grown so much for perfuming linens, for which purpose the dried flowers are used. Hardy perennial about 18 inches high. Pkt., 15c.

5390. Liatris. Blazing Star. Very showy and attractive plants with long spikes of purple and rosy purple flowers from July to Sept. Mixed varieties. Pkt., 15c.

Linum perenne. A pretty plant for the border, with light graceful foliage and large flowers produced through the entire Summer. Flowers delicate light blue and pure white; similar to miniature single Poppies, 12 to 15 inches high. 5395. Blue. Pkt., 15c. 5398. White. Pkt., 15c.

5400. Lobelia. Cardinalis. (Cardinal Flower.) Standing bold and erect with its crimson-scarlet flowers, this handsome, native perennial Lobelia is invaluable for the border or grouping among evergreens. 2½ ft., Pkt., 15c.

Lupinus polyphyllus. Lupine. This will be found a great acquisition to any garden. It forms dense bushes about 4 feet high, of elegant spikes completely clothed to the ground with snowy-white and deepest sea-blue flowers. See illustration page 66. Delicately fragrant.

5405. Rose. Very fine. Pkt., 15c. 5415. White. Pkt., 15c.
5410. Blue. Pkt., 15c. 5420. Mixed. Pkt., 15c.

5425. Lychnis. Rose Campion. Handsome plants of easy culture, growing in any rich garden soil; for massing in beds and borders; blooms the first year if sown early. Flowers white, scarlet, orange, etc. Mixed colors, pkt., 15c.

5430. Chalcedonica. Fine scarlet flowers; 2 feet. ¼ oz., 25c., pkt., 15c.

5435. Haageana. Brilliant orange, scarlet, crimson, etc., in mixture; 1 foot. ½ oz., \$1.00. pkt., 15c.

5440. Viscaria Splendens. Bright rose-red, very showy. 1 foot ¼ oz., 50c., pkt., 15c.

5445. Lythrum roseum superbum. Pretty, hardy perennial; grows three feet high and produces spikes of rosy flowers from July to September. Pkt., 15c.


Mimulus. Showy, profuse-flowering plants, comprising numerous varieties with white, sulphur and yellow grounds, spotted with crimson, scarlet and pink, fine for green-house or moist, shady situations; half hardy perennials, blooming the first year from seed if sown early; 1 ft.

5450. Tigrinus. MONKEY FLOWER. Fine mixed, spotted varieties. Pkt., 15c.

5455. Moschatus. MUSK PLANT. Fine for hanging baskets, etc.; small yellow flowers. Fragrant foliage. Pkt., 15c.

5460. Monarda. Oswego Tea or Bee Balm. Fine hardy plants of free growth, about 3 feet high, with aromatic foliage; bright rose and crimson-scarlet flowers in July and August. Mixed, pkt., 15c.

Myosotis. Forget-Me-Not. Half-hardy perennial, which flowers the first year from seed if sown early. Will bring forth lovely blossoms throughout the whole Summer and Fall. Flowers are borne on long, stiff stems and of the most exquisite sky-blue, with a delicate white center. They succeed best with moisture in a somewhat shaded position. Few spring flowers are more admired than the lovely Forget-Me-Nots, which are especially effective when grown in masses. Perennials and hardy if given slight protection through the winter. Seed may be sown any time from spring till mid-summer. The Alpestris



Coreopsis lanceolata grandiflora

Myosotis. (Continued.)

varieties and Dissitiflora come into bloom in April, and are largely used for bedding or borders in connection with spring-flowering bulbs. Pansies, etc. The Palustris sorts do not bloom till May, but continue till fall.

5465. Alpestris Blue. Rich indigo-blue flowers. The finest and most effective dark blue variety; 9 inches. ¼ oz., 50c; pkt., 15c.

5470. Robusta Grandiflora. Of strong, sturdy growth, about 10 inches high, with good heads of clear Forget-Me-Not blue flowers. ¼ oz., 50c; pkt., 15c.

5475. Victoria. A favorite sort, with fine head of large, clear, azure-blue flowers; plants bushy and compact; makes a fine edging or bed. ½ oz., \$1.25; pkt., 15c.

5480. Dissitiflora. Of dwarf, compact habit, with sprays of large, exquisite blue flowers, especially adapted for planting among spring-flowering bulbs. ¼ oz., \$2.50; pkt., 25c.

5485. Palustris Semperflorens. An everblooming variety, beginning to flower in May and continuing till autumn. Large, clear, blue flower in pretty sprays. Pkt. 25c.

5490. Pentstemon. Beard Tongue. Attractive plants, much used in the hardy border. The bushes are pyramidal, 2 to 3 feet high, with erect branches thickly set with flowers 1½ inches long, varying in all shades from rosy-white to purple with white or veined throats. Mixed colors, pkt., 15c.

5495. Mixed. A mixture of blue, rose and white-flowered varieties. ½ oz., 50c; pkt., 15c.

5500. Physostegia. False Dragon Head. These handsome plants flower from July until frost, growing 3 to 4 feet high and bear broad, dense spikes of delicate pink tubular flowers not unlike a giant Heather. Pkt., 15c.

Platycodon. Japanese Bell-Flower. A member of the Campanula family, with handsome, branching spikes 2 to 4 feet high. Platycodon is considered by many the best bell flower. The illustration, page 68, shows one of the blooms with which the whole spike is furnished. They bear these large, showy, deep-blue flowers continuously from July until frost.

5505. Grandiflorum Album. Pure white variety. Pkt., 15c.

5510. Grandiflorum. Tall, deep-blue. Pkt., 15c.

5515. Mariesi. Dwarf, deep-blue. Pkt., 15c.

5520. Japonicus Fl. Pl. (Double Japanese Bellflower). Large, glossy deep-blue flowers. The inner petals alternate with the outer ones, giving the flower the appearance of a ten-pointed blue star. Pkt., 15c.

Perennial Poppies. These hardy varieties are very beautiful, blooming from June to frost.

5525. Iceland Poppy. Similar to the annual Shirley Poppy but in addition to the white, red and pink shades of the latter, the Iceland Poppy is often a fine yellow or orange color. Pkt. 15c.

5530. Orientale. (The Large Oriental Poppy). A charming summer-flowering hardy plant, producing numerous leafy stems about 2½ feet high, with large deep crimson flowers; having a conspicuous black blotch on each petal, exceedingly showy. ¼ oz., 50c; pkt., 15c.


5535. Oriental Poppy Mixed Hybrids. One of the most gorgeous of all perennials, producing in June and July its enormous blossoms, often 6 inches in diameter. The colors range from soft blush and rose to flaming scarlet and richest maroon. The flower stems are long and heavy, bending gracefully under the weight of the blossoms. The culture is simple if the directions at the top of page 64 are followed. The plants are at their best when about 3 years old. Often one specimen will show 10 or 15 blooms. All colors mixed. Pkt., 15c.

5540. Salmon Queen. An Oriental Poppy of an exquisite shade of salmon pink; fine for cutting or for a border plant. Pkt., 25c.

5545. Perry's White Oriental Poppy. A striking novelty, and the most distinct break that has yet been made in Oriental Poppies, it being a pure satiny white, with a bold crimson blotch at the base of each petal. Pkt., 25c.

Polemonium. Jacob's Ladder. Highly ornamental perennial; foliage deeply cut; flowers in clusters of blue and white. 5550. Deep Blue. Pkt., 15c. 5552. Pure White. Pkt., 15c.

5555. Polygonum compactum. Knotweed. Excellent hardy perennials of dwarf habit, forming bushes 12 to 15 inches high, which are completely covered with a mass of foamy white flowers throughout the Fall. Pkt., 15c.



New White Oriental Poppy.



5610. Stokesia Cyanea. Cornflower Aster. Grows from 18 to 24 inches high, Bears freely, from July to October handsome, blue, aster-like blossoms, measuring 4 to 5 inches across. Succeeds well in open, sunny location. Also fine for the hardy border and for massing. Pkt., 15c.

Sunflower. Helianthus. Seeds sown early will produce flowering plants the first year. Hardy perennial Sunflowers are fine subjects for the border.

5615. Maximiliana. Single, clear yellow, with several rows of large ray petals and full center. Blossoms in late Autumn. Height, 6 feet. Pkt., 15c.

5620. Mollis. Rich, bright yellow flowers with silvery white foliage. Height, 6 feet. Pkt., 15c.

5625. Multiflorus fl. pl. Dwarf double yellow like an Aster; blooming in August. Pkt., 15c.

Sweet William. Dianthus Barbatus. A beautiful, free-blooming, hardy perennial producing a splendid effect in beds and borders with rich and varied flowers. The demand for separate colors has induced us to offer several sorts.

- 5630. Single White. Pkt., 15c.
- 5635. Single Crimson. Pkt., 15c.
- 5640. Single Scarlet. Pkt., 15c.
- 5645. Single Velvety Black Maroon. Pkt., 15c.
- 5650. Pink Beauty. A distinct new color. For mid-season mass-bedding it has no equal. Perfectly hardy. Pkt., 15c.
- 5655. Scarlet Beauty. A splendid companion to the above. Intense rich, deep scarlet, and most effective for the old-fashioned hardy border. Pkt., 15c.
- 5660. Holborn Glory. A large-flowered selection of the auricula-eyed section, the most beautiful of all Sweet Williams. Individual flowers and trusses are of extraordinary size, [Superb range of color, all showing white eye. 1/4 oz., 35c; pkt., 15c.
- 5665. Latifolius Atrococcineus, Fl. Pl. (Everblooming Hybrid Sweet William.) A brilliant crimson-scarlet variety that is very effective in any position. One of the best perennials in the list. Pkt., 15c.
- 5670. Single Mixed. All colors, Pkt., 15c.
- 5675. Double Mixed. Pkt., 15c.
- 5680. Tritoma. Red Hot Poker. Although these are hardy plants, many will flower the first year if seed is sown early. They grow about 3 feet high and bear in August blazing, orange-red spikes, blooming until frost. Very effective for cut flowers. Pkt., 15c.
- 5685. Verbascum Hybrids. Ornamental plant growing 3 feet high. Long silvery foliage from which slender spikes arise, well furnished with flowers in all shades of pink and violet. Excellent for cutting or for use as a single specimen plant. Pkt., 15c.
- 5690. V. Spicata. Height, 18 inches, flowers all Summer; showy spikes of bright blue flowers. Fine for cutting. Pkt., 15c.
- 5695. V. Rosea. Bright rose-colored flowers, produced on spikes 12 to 18 inches long. Pkt., 15c.
- 5700. Paris Extra Early. Single. 1/4 oz., 25c; pkt., 15c.
- 5705. Double Finest Mixed. Pkt., 15c.
- 5710. Goliath. Single red. Pkt., 15c.

5560. Potentilla. Dark Red Cinquefoil. This plant has just the good qualities one expects in a border plant, handsome foliage, free-blooming habit and easy culture. It grows 18 inches high, bearing from July to Autumn its brilliant dark red flowers in profusion. These blossoms are much the shape of a Buttercup. The plant is of bushy growth, throwing up each year its stiff, erect stems, in appearance resembling a low shrub more than the ordinary perennial plant. Pkt., 15c.

5565. Primula Japonica. Japanese Primrose. These are not so well known as they deserve; they are hardy, of free, vigorous growth, with dark green foliage, and send up in the late Spring innumerable sprays of large flowers in many colors varying from white to crimson. A moist, rich, almost boggy soil is wanted for this fine plant. Very fine for naturalizing in grove or on a hillside. Mixed colors varying from rich crimson to white. 1 1/2 feet in height. Pkt., 15c.


5570. Pyrethrum hybridum. Bears large daisy-like flowers ranging in color from white to deep red with bright yellow centers; fine for cutting. Blooms in early Spring and again in the Fall. Single varieties, all colors mixed. Pkt., 15c.

Rudbeckia. Cone Flower. Splendid plants for interplanting with shrubbery or for a tall border. They are free-flowering with blossoms like a small sun-flower, as suggested by the illustration below. These are borne on strong, erect stems, excellent for cutting. They are of remarkably easy culture, seldom attacked by insects or disease. The plants should be staked when 3 feet high. Keep blossoms cut to prolong the blooming season.

5575. R. Newmani. Magnificent Autumn flowering perennial; flowers large, bright orange-yellow petals; center maroon, cone-shaped 3 feet. Pkt., 15c.

5580. R. Purpurea. A most striking hardy perennial; flowers all Summer; very large, reddish-purple, an unusual, but attractive color 3 feet. Pkt., 15c.

5585. Saponaria Caucasica flore pleno. (Double-flowering Bouncing Bet.) Hardy perennial white tinted rose, double flowers, produced all summer and fall, very profuse bloomers; 15 inches. Pkt., 15c.




5590. Scabiosa caucasica. While resembling in shape the annual Scabiosa, this hardy variety bears large blossoms of a delicate lilac blue shade. The plants grow about 2 feet high, blooming from July until frost. A fine plant for borders or cut flowers. Pkt., 15c.

5595. S. perfecta. Outer petals azure blue, center lilac. Unusually fine. Pkt., 25c.

Statice. (Sea Lavender.) Splendid hardy perennials, either for border or rockery, producing all summer panicles of minute flowers, which can be dried for winter bouquets.

5600. Latifolia. Purplish-blue flowers. Pkt., 15c.

5605. Mixed. Containing many sorts. Pkt., 15c.



RUDBECKIA

PLATYCODON

VERONICA

SELECT NORTHERN GROWN FIELD SEEDS

Owing to the unsettled condition of the market and to the fact that this catalogue is necessarily prepared in advance of date of issue, no prices are being quoted on Grass and Field Seeds. Seed is offered, subject to prior sale. Order early before our stocks are exhausted. Latest values will be given by dealers, in all localities throughout the Northwest, who handle Northrup, King & Co.'s seeds. If your dealer will not supply our seeds, write to us and we will see that your order is attended to.

OATS

Drill 2 to 2½ measured bushels per acre.



Northrup, King & Co.'s Lincoln Oats.

Oat as was ever introduced for growing in the Northwest. We make this claim after twenty-six years, during which time it has been grown by thousands of farmers over a wide territory and under various conditions of soil and climate. We introduced this Oat in 1893. It was a fine Oat then; it is even better to-day. Our sales have steadily increased from year to year, until now it is difficult to supply the immense demand. Why has it become so popular? Because of the reputation it has attained people will have it, and insist on genuine seed.

Earliness. This is not the earliest Oat, as its size and heavy yield cannot be attained in the shortest period, but it matures between the small, early Oats and the late varieties. It gives a yield and a quality which will please the most exacting grower.

Adaptability. Our Lincoln Oats are grown in the Northwest and are well acclimated to the extreme weather conditions which exist here both in Spring and Summer. Oats that will grow and thrive and produce big yields in the Northwest, will do well most any where, and under nearly all conditions.

Straw. A most essential point in successful Oat growing is to have a variety with stiff, strong, heavy straw. The Lincoln Oat is especially valuable in this respect. It stands up under heavy winds and rarely, if ever, does it lodge. Even on rich soil it gives the most satisfactory results. Another characteristic of the Lincoln Oat is its remarkable stooing propensity, which accounts in part for the heavy yield. On account of its strong, robust, healthy growth it resists rust when other sorts are greatly damaged by this disease. No Oat is entirely rust-proof, but we believe the Lincoln to be as nearly free from rust as any Oat can be. Lincoln Oats have a spreading or sprangle top head.

Quality. The Lincoln Oat has a thin hull, a heavy meat and soft nib. Whether for home consumption or for market, these points of merit go a long way towards deciding the value of your crop. In addition, the color is a fine white, bright and clean.

Price of Lincoln Oats. This page was written too early to fix prices for Spring. Ask the dealer who handles our Oats in your town or if you cannot locate him write to us and we will see that you are promptly supplied if any are available.

Reg. U. S. Pat. Off.

The above set of abbreviated words conveys the information, that the trade mark in connection with which it is used has been "registered in the United States Patent Office." As we were first to use Lincoln as a trade mark for a certain kind of Oats and have continually used it for over twenty years, the United States Patent Office has registered this trade mark and gives us exclusive use of same. It is contrary to law for any firm or individual to use our trade mark without our permission. Every bag of Lincoln Oats which we send out will have in addition to the name, the mark, "Reg. U. S. Pat. Off." No others are genuine Lincoln Oats.

Swedish Oats. Swedish Oats have given such general satisfaction that we know many will still adhere to this favorite. For the benefit of these we have secured seed which is of the usual high standard. At the Wisconsin Experiment Station it has stood at the head of the list for several years, having been distributed by that station as Wisconsin No. 4. Prof. Moore of Wisconsin, says of the Swedish Oat, "The most satisfactory of all." Prof. Carleton of U. S. Department of Agriculture says, "Probably the best American Oat." Prof. Shepard of the North Dakota Station says, "They are the best drought resister of all our new plants."

Its habit of growth is so vigorous that on heavy soils it is likely to lodge, but for light soils it has no superior. The name of the dealer in your vicinity who can supply our seed will be furnished on request.

Sixty Day Oats. The seed of this valuable Oat was secured in Russia by the United States Department of Agriculture in 1901. Some was sent by the Government to the South Dakota Experiment Station. It is similar to the Kherson Oat, which has been a marked success in Nebraska, but it is adapted to a section somewhat farther north than that variety. In North Dakota the Sixty Day Oat has headed the list of varieties under trial for many years. It is a small yellowish Oat that weighs about 34 pounds a bushel; the hull is very thin.

The Sixty Day Oat has made a fair crop when other varieties failed entirely. It is so early that it may be harvested with barley, and is three weeks ahead of most other sorts. The average yield of Sixty Day Oats at the Minnesota Experiment Station has been 64 bushels an acre. This is not a side Oat. On account of its thin hull the type of Oat to which Sixty Day and Kherson belong is higher in feeding value than most other varieties. In many tests these varieties have ranked highest in the proportion of whole grain to kernel. For this reason Sixty Day Oats were worth about three cents more per bushel for feeding purposes than common Oats.

Kherson Oats. These Oats originally came from Russia, where they were known as the best extra early, hardy, good yielding Oats. Kherson Oats, when ripe are a beautiful yellow in color. They have fine large sprangles of full heads. The leaves are broad and extend nearly to the roots. They are a good yielder under favorable conditions. They do much better than many other varieties in dry seasons, giving a fair crop when other varieties yield hardly 10 bushels to the acre. This variety is especially adapted to soils where others would lodge as it has a short, stiff straw, bearing grain nearly one-half its length. It is an immense yielder and on account of its earliness usually escapes rust when other varieties may be entirely ruined. Kherson Oats ripen with barley and the extra early wheats, hence they make splendid succotash mixtures when grown together.


Silver Mine Oats. This Oat has a reputation as an exceedingly heavy and reliable yielder. It is very hardy and prolific and yields beautiful white kernels, which are especially desirable for the manufacture of rolled oats. The heads are very large in proportion to the stiff, bright, clean straw. The sprangle top heads, although long, are borne low down on the stalk which seems to prevent lodging. We suggest early orders to avoid disappointment.

Iowa No. 103 Oats or White Kherson.

Originating from stock bred by the Iowa Agricultural College, the Iowa 103 Oat has proved its value as a heavy-cropper. One hundred bushels per acre is not unusual. From the first, great care has been used in breeding and selection of the seed and its record on hundreds of farms has justified the faith of its originators.

This variety is a favorite in Iowa and preference for it is increasing rapidly on account of its earliness and apparent freedom from blight or rust. The grain is not large but is plump and heavy, with a thin hull. During growth the yield is deceiving but the results at threshing time prove its value as a prolific producer of grain high in food value. The straw is of excellent strength and on good soil stands up unusually well.

We are unable to quote prices for seed of this popular variety, on account of the rapid changes of the market. Dealers in nearly every locality of the Northwest handle Northrup, King & Co.'s seeds and will either furnish you our Iowa 103 seed from their stocks or can obtain it promptly from us, and will quote latest market prices. If for any reason you cannot obtain prices or a supply of this seed from your dealer write to us at once and we will see that you are supplied as long as the seed stock is available.



Northrup, King & Co.'s
Northland Brand Oats.

Culture.


Sow Oats at the rate of 2 to 2½ bushels per acre very early in the Spring on a well prepared field with a modern disk grain drill. Deep seeding on heavy clay soils is often fatal to the crop. Two inches is deep enough on a fine, compact seed bed. Where the soil is loose and lumpy a roller or clod crusher followed by a light harrow will increase the yield effectively. This is especially true when a drought occurs early in the growing season.

Soy Beans.

As a separate crop or grown in combination with corn, Soy Beans have come into prominence the last few years. They furnish a feed of wonderful richness and protein content. A description of their uses and methods of culture are given on page 85. Order early this year to make sure of covering your needs. Thousands of dealers in the Northwest who handle our seeds will take your order. If no merchant near you can supply our Soy Beans, write to us, and we will see that your order is taken care of.

Formaldehyde for Smut.

Do not neglect to treat your Oats with formaldehyde before planting. One pint makes about 5 gallons, enough for five bushels of Oats.



Harvesting Wheat in Minnesota.
SPRING WHEAT
 Sow about 1½ bushels per acre.

Marquis Wheat was originated by Chas. and William Saunders of Ottawa, Canada, by crossing Red Fife and Hard Calcutta, a native Wheat of India which had become acclimated to northern conditions. The first experiments were conducted in 1886, and it was not until 1903 that it was fully developed. By scientific cross breeding, a variety was produced that inherited the remarkable earliness of the Calcutta, and the frost-resistant and yielding qualities of the Red Fife. The original stock of seed was very small, but by careful husbandry the amount was gradually increased so that it might be disseminated throughout America.

A Prize Winner. Marquis Wheat won the One Thousand Dollar prize offered by Sir Thos. Shaughnessy for the best wheat in America, at the New York Grain Exposition in 1911. It also won the Three Thousand Dollar prize at the International Dry Farming Congress at Lethbridge, Alberta, in October, 1912, in a competition open to the whole world. Marquis Wheat was again successful in winning the Sweepstakes prize at the Dry Farming Congress held at Tulsa, Oklahoma in 1913. During seasons 1914 and 1915 this variety won more prizes and blue ribbons than any other Wheat exhibited at national, state and county fairs.

Earliness. Marquis Wheat is from one week to ten days earlier than Red Fife and this fact alone should induce many of our customers to grow it this Spring. Farmers everywhere appreciate earliness and what it means to the Wheat grower at a time when rust, smut, drought or hot winds may take his crop at any time. This week or ten days may save his entire crop from loss.

Productiveness. Marquis Wheat has out-yielded all other Spring Wheats grown under the same conditions of soil, cultivation and climate. The increased yield varies from 5 to 10 bushels per acre. Threshing reports from the three, big, hard Spring Wheat states this past season indicate the same favorable increase in yield of Marquis over other varieties, as has been the case every year since Marquis was introduced.

Appearance. Marquis Wheat is similar in appearance to Red Fife, but the heads, as a rule, are heavier and the straw shorter, making it less likely to lodge. The kernel is flinty, a little darker in color than Red Fife, being dark red, and more plump than that variety. It is beardless, having smooth, yellow chaff. Under certain climatic conditions a small percentage of the heads sometimes show a reversion to the Hard Calcutta parent by bearing beards. Otherwise these heads are identical with the bald heads, maturing at the same time and containing the same size and shape of kernel. It weighs from 64 to 66 pounds to the measured bushel.

Price. At the time this catalogue goes to press no values can be quoted. Ask your dealer who handles our seeds, or if no merchant in your town will get what you want write to us and we will see that you are supplied.

Blue Stem Wheat. Our location here on this the largest primary Spring Wheat market in the world, places us in a position to offer selected Blue Stem Wheat which when graded and purified in our special machinery, makes splendid seed at a reasonable price. Blue stem develops strong, vigorous plants and the chaff enclosing the grain is thick and firm thus making it less susceptible to rust than some ordinary wheats. It is a good yielder and of splendid milling qualities. The grain is plump, hard and flinty. Generally quite free from smut. This is a beardless variety. When a change of seed is desired and the buyer does not wish to invest in especially selected seed wheat, this Blue Stem will give good results and a fine return on the investment. We believe it to be as clean and pure as any wheat can be that has not been grown especially for seed.

Our seed wheat and other seeds are sold by merchants, including elevators in nearly every town in the states adjacent to Minneapolis. These dealers will quote prices on our seeds on request. Order early so as to secure choice of stocks and before seeds of any variety are sold out.

Macaroni or Durum Wheat. Sent out by the United States Department of Agriculture under strong recommendation as to its great value for semi-arid lands where good crops of Spring Wheat could not ordinarily be produced, has more than justified every claim made for it. The acreage of this variety is increasing every year in spite of the opposition of some millers. It outyields by far any other variety of Spring Wheat, and it has been demonstrated that it makes bread superior to that made from the best Fife Wheat flour, and has proved to be practically immune to the dreaded rust. In growing it resists extremes of weather which no other Wheat will endure.

In the field this Wheat grows very strong and with surprising rapidity, so rapidly as to get well ahead of the weeds. It does not shell or bleach and is also hail proof owing to the tightness of the hull. The straw is very strong. Prices could not be established when this book went to press, but values will be quoted by your dealer who handles our seeds.

Northrup, King & Co.'s Minnesota Reliable Winter Wheat.

The yield of Winter Wheat an acre is on the average very much larger than any of the Spring Wheats. Winter Wheat has not been extensively grown in Minnesota and the Dakotas until recent years, on account of its inability to withstand the severe Winters. Since the introduction, however, of Minnesota Reliable Winter Wheat this has gained the attention of all Winter Wheat growers and the Experiment Stations and is recommended above all other varieties. There has not been a season in 25 years in which this variety has failed to endure the severe tests to which it has been put, including unfavorable weather during Fall and Spring months.


Minnesota Reliable Winter Wheat is very early, ripening before rust, blight, chinch bugs or other insect pests appear. It yields from 30 to 40 bushels an acre and sometimes more on good soils. In quality, it equals the well known No. 1 Hard Fife Spring Wheat and is in good demand by millers.

It is a bearded variety; the kernels are red with a very thin husk, are hard, flinty and very rich in gluten. It is stiff-strawed and will stand up in wind and rain which would lodge some varieties very badly. Reserve your seed supply by ordering now, for new crop seed in the Fall. Too early to name prices.

Turkey Red Winter Wheat. A standard, red, bearded Wheat with very strong straw. It is a heavy cropper. Prices will be supplied on request during the Summer.



BARLEY



For a good stand like this, plant Northrup, King & Co.'s Northland Brand Six Rowed Barley.

Prices. When this catalogue goes to press it is impossible to predict Spring prices. It will be well this year to place orders as early as possible. Ask for prices early. See your dealer or, if he does not handle our seed grain, write to us and we will see that your wants are supplied.

Manshury Barley. We believe this to be as fine a Barley as was ever offered the farmers of the United States.

Manshury Barley represents the combined efforts of State and National Experiment Stations and private work of Barley experts to produce a variety which will yield plump grains with the greatest protein content, as well as strong, stiff straw and long, well filled heads. In quality both as to feeding value and for malting purposes no other Barley excels it. It yields abundantly. It is early and very vigorous in growth. The straw is strong and stiff. Seldom does a field of this grain lodge. The heads are long and well filled, the grain plump and of the best quality.

This Barley was selected on account of its yield, its desirability as a feeding and malting Barley, and the ready sale with which it meets on account of its good color.

Those desiring to obtain seed to replace run out varieties will do well to purchase at least one or more bags of Manshury.

For prices, see note at head of column.

Minnesota No. 105 Barley. For several years the Minnesota State Experiment Station has been breeding and testing many varieties of Barley with a view to producing an improved sort that would lead all other kinds in the matter of yield. This ambition, the Station considers, has been realized in the six-rowed variety here offered under the name of Minnesota No. 105. In comparative tests covering a period of several years and made side by side with the best known and most popular varieties, it has proved to be the heaviest yielder, and from any standpoint, a most valuable acquisition. Minnesota No. 105 Barley has given a nine year average of 53 bushels an acre at the Station farm. It is early, uniform in maturing, and clean. Quantity limited. Two bushels of Barley will seed an acre. Get prices early from your dealer. See information at top of page.

SPELTZ OR EMMER

Speltz has now been grown in the United States in a large way for several years and each succeeding season not only emphasizes its value, but sees its production increasing to an enormous extent. It is found to be adapted to a wide range of soil and climate, to resist extremes of weather, to be of excellent feeding value and to yield so much more heavily than oats and barley as to insure its increasing popularity and its eventual place among the leading and standard cereal crops of the world. Those who have not grown Speltz should not let another season go by without giving it a place and an important place, too, on their farms.

It is readily eaten by all kinds of stock and has shown itself to be especially adapted when fed to milch cows. It is better to mix it, however, with bran and shorts, as it is a pretty heavy feed when fed alone. As a swine feed, we think very well of it indeed, especially for brood sows. While not quite equal to oats, it makes a fair horse feed.

Its most striking value is found in its drought-resistant qualities. Drill two bushels per acre.

Any dealer who handles Northrup, King & Co.'s seeds can quote latest prices on our field and grass seeds. If you cannot obtain them from your dealer, write directly to us.

Six Rowed Barley. Some very fine quality barley is grown every year in the vicinity of Minneapolis and we are able to secure this seed. By carefully selecting the very best lots and recleaning them we are thus able to offer you an unusual opportunity to change your seed and buy fine Six Rowed Barley at low cost. This variety has strong, stiff straw, is vigorous in growth and yields well. The grain is plump and of excellent quality for feeding or milling purposes.

The U. S. Dep't. of Agriculture advises farmers in Bulletin No. 443 as follows: "The seed is a vital factor in the production of good Barley, for it contains the germ and food material to start either a strong and vigorous plant or a weak and puny one. If the seed is small and shriveled, maximum yields cannot be expected." Bearing this in mind, we have taken great pains to select extra good seed Barley to start with, and then clean it thoroughly by special machinery so that it will be of superior quality. We recommend it strongly as a good yielder under favorable conditions. For prices, see the nearest dealer who handles our seeds or write us if he will not supply you.

Oderbrucker or Wisconsin No. 55 Barley.

On account of Barley being one of the staple crops, the State Experiment Station of Wisconsin has given particular attention to the breeding of Barley to obtain big yields, protein content and other qualities which are essential for both malting and feeding purposes. Oderbrucker or Wisconsin No. 55 is considered the best variety of Barley sent out by the Wisconsin Station. Prof. Moore declares it to be superior to the Manshury, yielding 5 to 10 bushels more an acre. Oderbrucker is a stiff-strawed, heavy yielding, six rowed, bearded variety. It is about the same as Manshury in time of maturity, manner of growth and general appearance, but has a plumper kernel and weighs more to the measured bushel. Prof. Moore says: "In stiffness of straw and rust resistance it is superior to any other variety on test." Two bushels of Barley will seed an acre. Ask your dealer to quote you latest prices on this seed.

Improved White Hulless Barley.

No barley of which we have knowledge has proved so valuable to the stock raiser as the Improved White Hulless. It is not a malting variety, but for feeding purposes there is no Barley raised which can compare with it in earliness, yield and quality. It has many very valuable properties. While it has sufficient hull to hold it in the head, these hulls are readily separated in threshing. The absence of beards makes it safe to feed to all kinds of stock. Its earliness is a characteristic which is especially desirable. It will mature in 60 to 90 days, according to soil and locality. In Montana the farmers use it very extensively as a catch crop. Those seasons in which wheat failed on account of drought, insects or disease, White Hulless Barley was sown in June and had ample opportunity to mature, provided there was sufficient moisture in the ground to start germination.

The grain is exceedingly heavy, weighing from 60 to 63 pounds to the measured bushel. The yield varies according to soil and climatic conditions, but it can be depended upon to produce from 35 to 80 bushels an acre. Its nutritive value is very great. It is fed to work-horses at the rate of 2 quarts where 4 quarts of oats would be required. The best way is to mix it with oats and grind the two together for horse feed. It is also very valuable for feeding poultry, hogs and all kinds of stock.

It is often grown for hay, coming very early and providing rich feed. It should be cut just before it becomes ripe and while the straw is green. In this condition it is relished by all kinds of stock. The straw is stiff and straight, and seldom if ever does it lodge.

For grain sow 1 1/2 bushels to the acre; for hay, 2 bushels. Latest prices will be quoted by the nearest dealers handling our seeds. Their names will be furnished on request.

SEED FLAX

All prices are subject to market changes. Ask your dealer.
Minnesota No. 25 or Primost Flax.

This is a pure bred Flax. It was selected from many varieties sent by U. S. Dep't. of Agriculture to the Minnesota Experiment Station. Here tests were conducted for many years and this variety proved by far the most promising. It showed an average yield of 19.3 bu. per acre for 3 years. This was 3.4 bu. more than the average of three commercial varieties. There can hardly be a doubt that this is the champion variety of the Northwest.

A few years ago seed was sent to a number of Minnesota farmers by the Experiment Station to test the Flax under ordinary farm conditions.

The average yield per acre was 15 bu. which was 3.1 bu. more than common Flax or an increased yield of 26 per cent.

The supply of this splendid variety of Flax is rarely sufficient to meet the demand. For that reason it is desirable that intending purchasers cover their requirements through the local dealer very early in the season.

The following quotation from a letter received from one of our customers calls attention to the extreme earliness of this Flax, a feature equal in importance to its yield:

This No. 25 Flax is fully ten days earlier than any other Flax. This ten days means a great deal to the flax growers of North Dakota. In former seasons I have lost my entire crop when if I had had this Flax it could easily have been saved. I regard this No. 25 Flax as being of inestimable value to the farmers of the Northwest.

This valuable Flax is also wilt-resistant to a very considerable extent.

N. D. No. 52 Wilt Resistant Flax.

Flax seed which is resistant to wilt has been bred by continually growing flax on wilt-sick land. Those plants which survive produce seed which is more resistant to the disease than the previous generation. Repeated sowing of each crop on the same land will in time produce seed which is practically immune to the effects of the wilt trouble.

The N. D. No. 52 Flax which we offer was grown in the Northwest by a farmer who states that he could raise no Flax on his land until he got this seed. During the dry season of 1913 under trying conditions he secured a good crop, averaging over 10 bu. per acre. Under ordinary conditions the yield should be much greater. N. D. Press Bulletin No. 57 states, "Wilt Resistant seed as obtained by this department is capable of growing a normal crop of Flax, or even better, on old wilt-sick lands, previously long cropped to flax. Such seed will keep this resistance against wilt just as long as the seed is properly handled".




Northrup, King & Co.'s Northland Brand Seed Flax.

The greatest value for a reasonable price, of uniformly superior quality, carefully selected for high purity and strong germination. The Northland Goose is on every bag.

Prof. Bolley of the N. D. Experiment Station especially recommends "plump, bright colored seeds—because they probably grew upon strong or vigorous mother plants and are thus not likely to be internally diseased." Northland Brand Flax is meeting with approval throughout the Northwest. It ripens in midseason and under favorable conditions, yields splendidly.

Cleaning Flax so as to make it suitable for seed is an expensive operation, requiring special machinery and often involves considerable waste, but we take great care to do this thoroughly. Mustard, being the same size and weight is very difficult to remove. Ask your dealer for sample of this Flax and note its splendid quality. Get his special prices on large lots.



Specimen Heads of Minnesota No. 25 or Primost Flax

Culture. Flax should not be sown on same land oftener than once in seven years. Treating the seed with formaldehyde before sowing, is often advisable. Before sowing, the ground should be thoroughly prepared and it is especially important to have the soil well firmed. Be sure there are no open spaces in the bottom of the furrows as these are likely to cause the roots to rot. Sow 25 to 30 pounds per acre; sow as early as possible and yet avoid the last killing Spring frost. In the southern counties of Minnesota Flax may be sown as late as June 20th, although this will depend largely upon the season.

BUCKWHEAT

Seeding. Sow $\frac{1}{2}$ to 1 bushel per acre, as late as possible and still have crop well developed before severe frosts occur. Light, well-drained soils are best for this crop.

Japanese Buckwheat. Entirely distinct from all other varieties. It has the advantage of remaining for some time in bloom and produces seed earlier. On this account it can be grown farther north. It resists drought and blight very well. The seed is rich dark brown in color and larger than Silver Hull. As much as forty bushels to the acre have been harvested of this variety making it very profitable to raise. Buckwheat is now sold at 50 lbs. to the bushel. Ask your dealer for prices.

Silver Hull Buckwheat. This valuable variety originated abroad and is a decided improvement on the old black or gray sort. It is early, remains longer in bloom than other sorts. A fine variety for honey bees. The grain is of a beautiful light gray color, and has a thin husk. Millers prefer Silver Hull, there being less waste and it makes whiter, better and more nutritious flour than other varieties. Silver Hull is more productive and the grain meets with a more ready sale, bringing higher prices than the Japanese. Under favorable conditions it will yield 40 to 50 bushels an acre.

Common Buckwheat. Much of this grain is now being grown for one or more of the various uses to which it may be put. This variety bears medium sized, plump grain, mottled brown in color. The quality is good and the yield up to the average.

RYE

Spring Rye. True Stock. Spring Rye makes an excellent crop where a fall crop has not been planted. If desired it can be turned under and made to answer a good purpose in adding to the fertility of the soil. Sow seed same time as other spring grain. Does not grow quite so large straw as Winter Rye, but usually yields well and grain is of fine quality.

We wish to emphasize the fact that we sell the genuine Spring Rye, sown in the Spring and harvested the same season. We now offer an extra fine grade. To insure receiving enough for your requirements we advise placing your order early, as we have only a limited quantity. Sow about $1\frac{1}{2}$ bu. per acre. Call on your dealer at once and obtain latest quotations.



Northrup, King & Co.'s Amber Winter Rye.

Amber Winter Rye is much harder than Wheat and can be grown on greater variety of soils. It will thrive in dry seasons and on light sandy loam. It is grown for grain, fodder, soiling purposes and green manure. Sow Aug. 20th to Sept. 15th— $1\frac{1}{4}$ bu. per acre for grain, and $1\frac{1}{2}$ to 2 bu. per acre for Fall pasture. If drilled 2 to $2\frac{1}{2}$ in. deep there will be less danger of Winter killing. Makes an excellent pasture for pigs, calves and other young stock. It should be sown early in the Fall for this purpose. In the Spring sow about five pounds of Dwarf Essex Rape per acre on the Rye, which may be covered with a harrow without injury to the Rye.

Rye may be pastured very early in the Spring. The Rape will continue the supply of green feed when the Rye disappears. Try a Rye and Rape pasture and thus prove its value. Prices named on request.

Rosen Rye. (Winter). This variety was introduced by the Michigan Experiment Station, and produces grain which is considerably larger than other Winter Sorts. The kernels are very plump and heavy, bright yellowish-blue in color. The straw is stiff and strong. It is a heavy yielder and is considered superior to any other Winter Rye.



A Field of Buckwheat in Bloom. Fine for Bees.

WHAT IS GOOD SEED CORN?

Improved Types Have Increased The Yield.

Over a third of a century devoted to raising and improving Seed Corn in the Northwest has proved a very interesting experience for us. In that period we have seen the production of Corn in these Northern States increased from an insignificant amount in 1884 to over a 100,000,000 bushels.

This increase was not due to chance, but resulted largely because of persevering efforts on the part of Corn growers to produce improved types of Dent and Flint Corn, which would mature within the short seasons which prevail in this section. Not the least among those who were untiring in their efforts was Northrup, King & Co. Many of the standard types used today were originated or distributed by us. Our work in this direction is recognized by those who have followed the agricultural history of Minnesota, Wisconsin, the Dakotas, and Montana.

When Crops Fail.

The years 1915 and 1917 will long be remembered because of the almost total failure of the Seed Corn crop, not only in what is known as the Northwest, but also in sections farther South reaching to Southern Iowa, northern Illinois, and Nebraska. In the fall of each of those two years we predicted a serious shortage in Seed Corn and urged that steps be taken to

**STERLING
SEED
CORN**



**NORTHROP, KING & CO.
MINNEAPOLIS, MINN.**

**STERLING
SEED
CORN**



**NORTHROP, KING & CO.
MINNEAPOLIS, MINN.**

conserve every available ear of Corn that could be used for seed for the following spring's planting. Being in very close touch with the situation through our various field representatives, we perhaps realized the danger more keenly than did many others, and we take considerable pride in the result of our warning, for because of it the acreage of Corn in the succeeding years, though not up to normal, was fairly satisfactory.

Seed Stocks Are Safeguarded.

With the failure of Seed Corn crops, our efforts for over thirty years would have been in vain, had it not been our custom to hold in reserve sufficient seed from our pedigreed stock of high bred Seed Corn to cover two year's requirements for our own seeding. Because of this wise precaution, we have never lost our seed stock, and regardless of failure, partial or total, have carried along our high bred strains year after year.

Excellent Seed at Reasonable Price.

Our own fields nearly always yielded well, and we have to offer now fairly liberal stocks of the same high class Seed Corn which we have offered in former years. Because of the low price at which Seed Corn will be sold this year compared with some seasons, the opportunity is offered to every grower of Corn to start in again with seed which will produce a crop of better quality and greater quantity.

Actual Profits From Better Seed.

Many Corn growers do not realize the great difference between ordinary seed and that which has in it the inherited tendency to produce larger crops of superior quality. Thousands of comparative tests have proved beyond question the greater value of high bred seed. The differences in yield have varied from 1 to 20 bushels under similar circumstances and under ordinary conditions. If, therefore, any seed should produce the minimum extra amount which these tests have proved, the entire extra cost of new seed would be repaid. Experience has shown, however, that our high class seed will give an additional yield several times in excess of the minimum, and it is, therefore, a profit and not an expense to use new seed. A bushel of Seed Corn will plant from 6 to 8 acres. At \$3.00 per bushel, this means a little less for the total cost of seed for the acre than one bushel would sell for on the market. Most of our Seed Corn will sell for less than \$3.00 per bushel this year.

A Million Bushel Corn Farm.

Near Tarkio, Missouri, there existed until recently the largest tillable farm in the world. It belonged to David Rankin, and covered twenty-three thousand acres.

For many years, Mr. Rankin raised a million bushels of Corn each season. The importance he attached to the Seed Corn he used is learned from his statement which appeared in the "Country Gentleman" of November 8, 1919.

"The selection of Seed Corn is of the utmost importance. I don't grow my own seed, but buy it from experts who make a business of selecting and testing it. I use from 4000 to 6000 bushels of Seed Corn a year, and consider good Seed Corn is cheap at five times the price of ordinary Corn."

Better Farming Cuts Costs.

Labor conditions are forcing better farm management. The aim sought for is decreased cost of production. By increasing the yield of Corn per acre the cost of producing that Corn is decreased in proportion to the yield. In other words, it costs no more to prepare the land, sow the seed, cultivate, and harvest an 80 bushel crop than it does a 60 bushel crop. The cost of good seed may be 25c or 50c more than questionable seed, but the extra yields such as to leave the first cost out of question. If it should cost 30 cents a bushel to raise a 60 bushel crop, an 80 bushel crop can be produced for 22c to 25c per bushel.

More Silage Needed.

A great opportunity which has come to the Northwest is to increase the production of cattle, hogs and other live stock. To do this will take silage and crops for forage purposes. Corn is probably the most valuable silage plant we have. It is at its best for silage purposes when it is allowed to grow to the point where it is nearly mature. When cut up and placed in the silo in this condition, it contains a greater percentage of protein and nutriment than at any other stage. This is a year when the opportunity is offered of using first-class Corn for silage purposes at a cost little if any, more than so-called Fodder Corn, which, when cut, is composed of a very heavy percentage of water, and is of less value for feeding purposes.

Plant Northrup, King & Co.'s Corn.

Our Corn is Northern grown. By that we mean that every bushel of seed Corn we sell, unless stated specifically otherwise, was raised in Minnesota or North Dakota. This Corn was all produced from our own high bred Seed grown under our personal supervision and in accordance with the latest approved methods for the production of Seed Corn. It is all carefully cured in the field before the arrival of cold weather, and the finishing process is then completed in our specially constructed and equipped warehouses built for that purpose. No Seed Corn is allowed to leave our hands before being tested and found satisfactory. Many vitality tests have shown our seed to be of unusually high germination, and barring some unforeseen condition, we shall offer during the coming spring as fine a lot of high testing Seed Corn as ever left our warehouses. Every sack which goes out bears our tag with information as to variety and test.

Prices.

Our Seed Corn, for the convenience of our customers, is sold by merchants in nearly every locality in the Northwest. Ask for prices and secure your seed early from them, or if no merchant in your locality handles our high class Seed Corn, write us, and we will see that you are supplied.

How to be Sure of your Seed Corn.

From the appearance of the Kernel no person can know as to the true value of Seed Corn. It is impossible to detect high breeding or the lack of it and the germinating qualities cannot be determined unless tests are made.

To lessen the chance for error and to avoid the opportunity for either willful or unintentional substitution, we will hereafter brand every bag of our Seed Corn, of our own growing, with the new Sterling Seed Corn Trade Mark, shown in the opposite column. This design has been copyrighted in the U. S. Patent Office at Washington, D. C. Unless you get seed corn in the original bag bearing this mark, you can not be sure that you are buying Northrup, King & Co.'s pure bred, Northern Grown Seed Corn.



EXTRA EARLY DENT SEED CORN FOR NORTHERN PLANTING.

Plant 6 to 8 lbs. per acre.

Silver King

Also known as Silver Jewel.

This variety of snow white Corn is increasing in popularity in sections where it has been grown and its value appreciated. The stalks are of medium height, growing 7 to 8 feet. The stalks bear well, there being an ear on nearly every stalk and frequently two ears are found. The ears run 16 rows on the average, are well filled both on tips and butts and uniform in size and type. This Corn is best adapted for southern Minnesota, southern South Dakota, southern Wisconsin and northern Iowa. 100 to 105 days are usually required to thoroughly ripen this variety.

Prices may be secured from our dealers, or if no merchant near you handles our seed, write us.

Golden Jewel

This variety of yellow dent Corn is very similar in size, shape, length of maturity and other characteristics as Silver King or Silver Jewel. It was originated by crossing Murdock with Mastodon Corn. Ears bear deep, square kernels set closely on the cob with 16 to 20 rows on each ear. Average length of ear 8 to 9 inches. The stalks are stout and strong, growing about 8 feet high. The ears are usually set about 3½ feet from the ground. This variety is a little later than Minnesota No. 13. For southern Minnesota, southern South Dakota and northern Iowa Golden Jewel will be found very desirable.

See note on prices on page 73.

Pride of the North

A Dependable Early Yellow Dent Corn. In some sections of the Northwest it equals other varieties in yield and quality. The stalks are well proportioned, being short jointed and leafy. Two or more well developed ears are frequently found on a single stalk. The kernels are very deep and closely set on the ear. Pride of the North shells more Corn in proportion to cob than most other varieties grown in the West. It is specially valuable to stockmen, to feed in the bundle, thus saving the expense of husking.

Average height of stalk 8 feet, average distance base of ear from ground, 3 feet. There are 16 to 20 rows on each ear. Recommended for planting south of the 46th parallel. Prices on Seed Corn cannot be named now, but see page 73 for explanation.

Wisconsin No. 7 White Dent.

This variety was tested and bred for several years by the Wisconsin Agricultural Experiment Station at Madison and was disseminated by them under the name by which it is known. It is a very popular variety throughout the corn growing sections of the state. It is a heavy yielder and those who have no prejudice against white corn will find it a profitable sort. The stock is strong and vigorous and grows moderately tall. The ears are sometimes borne two to the stalk and are carried at a convenient height for harvesting. Eight to nine inches is the average length per ear, and there are 16 to 20 rows of good sized kernels, running the full length of the cob and filling out tip and butt nicely. In addition to being suitable for Southern Wisconsin it grows well in Northern Iowa, Southern Minnesota and Southern South Dakota.

Minnesota No. 23 Corn.

This variety has been grown in the Northwest for a number of years. It is a white capped yellow dent Corn that has been developed at the University Farm in St. Anthony Park and is strongly recommended by them.

We quote from Farmers' Institute Annual No. 23 as follows:

"The Northeastern Experimental Farm, in co-operation with Prof. C. P. Bull has conducted experimental work with different varieties of Corn with a view of determining their adaptability and yield.

Minnesota No. 23 has given the most satisfactory results, and has been selected as a standard variety for northeastern Minnesota. During the season of 1910 Minnesota No. 23 yielded at the rate of 36 bushels shelled Corn per acre under field conditions. Of this 80 per cent was quite well matured. It was planted May 25th and stricken with frost September 8th."

The Northeastern Experimental Farm is located at Grand Rapids, Minn. which is farther north than Duluth. Minnesota No. 23 Corn produces a fine appearing ear, medium to short in length and very uniform as to size. Stalks grow about six feet high and the ear is borne from 2 to 2½ feet above the ground. It may be easily harvested with a Corn binder.

If Dwarf Essex Rape is sown in at the last cultivation of Minnesota No. 23 Corn the result will be a splendid pasture for hogs or cattle. See note on page 73 regarding prices.

White Cap Yellow Dent.

We have grown this Corn for several years, and although it is very early and a great yielder, we have not liked it so well as some other sorts on account of the color of the grain, the cap of the Corn being white and the balance a pale yellow. The increased demand for it, however, and the reports we receive about it, many of which are really astonishing, compel us to recognize the fact that the prejudice we have had against this Corn on account of its color, was prejudice pure and simple, and that White Cap Yellow Dent Corn has come to stay and ought to stay. Our stock of this Corn is invariably exhausted very early in the season, thus proving its growing popularity each year. See page 73 regarding prices.

North Dakota Golden Dent Corn.


This variety is all the name suggests, an extra early, beautiful yellow dent Corn. The stalk is rather dwarf in its growth; the ears are fair size and well placed, sufficiently high above the ground to admit the use of a Corn binder in harvesting the crop. Golden Dent is in demand with feeders who want something to be used as a starter for stock to be fed in the pastures during the Fall. This variety will make good ears when closely planted in drills. We advise the use of 6 to 8 qts. of seed an acre when drilled. See page 73 for conditions surrounding seed corn prices.

Seed Corn With A Pedigree.

For more than thirty years Seed Corn has been one of our specialties and we have been working constantly to improve our strains of the leading varieties. When you purchase Seed Corn from us you are assured that it is all we claim for it—selected stock from heavy yielding types that have been bred up for generations.

Read page 73 carefully. This season is a good time to replace ordinary seed with better yielding, high-bred Corn.

Booklet on Field Corn. We have condensed much valuable information in this booklet on varieties best adapted for the Northwest, preparation of the land, seeding, cultivation, harvesting, and storing. It will be sent free to any address on request.



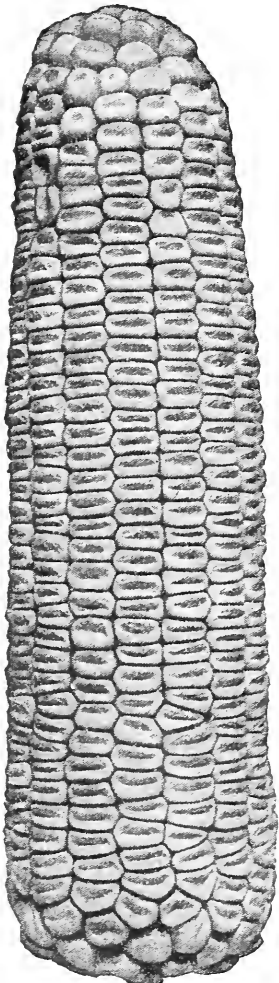
Pride of the North Yellow Dent Corn

Raise More Corn

Corn is America's most valuable agricultural product. It is important both as a human food and as a feed for stock. No other cereal yields so much animal feed in both grain and forage.

The world's food supply is very low and there will be a demand for every product of the Northwestern farm this season, not only grain, but also cattle, dairy products, forage and hay. An increased corn crop will be of immense importance in raising stock and contributing to the great need for food.

Select early maturing varieties and plant the best seed obtainable.



White Cap Yellow Dent Corn

Rustler White Dent Corn

This early White Dent (14 to 15 rows) was obtained from a few kernels sent us in the Autumn of 1884 by a Dakota farmer, who stated that he had matured it in that state for seven successive years; that it was the only Corn in his section that could show such a record. For early ripening, great yield and compact growth of ears it is one of the best; admirably adapted to a northern climate. Average height of stalk, 8 feet; average distance base of ear from ground, 3 ft. 6 in. Those wishing a first-class White Dent Corn will find in the Rustler a hard Corn to match.

At the time this catalogue goes to press it is impossible to fix prices on seed Corn. The review of Seed Corn prices on page 73 explains the situation. We suggest that you make sure of your seed by ordering upon receipt of this catalogue. Ask your local merchant for prices on our seed Corn or write us if he will not supply you.

Minnesota Ideal

One of the Largest Long-eared Varieties
Grown in Minnesota.

Those who have grown this variety extensively claim that it will out-yield Minnesota No. 13 ten to fifteen bushels to the acre when raised under the same conditions of soil and cultivation.

It is a yellow dent Corn of fine appearance. It has been grown for a number of years in the southern part of Minnesota and has gradually been worked north and is now safe for planting in the latitude of Minneapolis.

The stalks are stiff and strong, about 8 ft. high, and will stand well in windstorms. The ear grows from 3 to 3½ ft. above the ground.

This Corn will produce uniform ears on nearly every stalk. There will be very few nubbins. This seems to be a peculiarity of this variety. See note under Rustler White Dent Corn.

Wisconsin No. 8.

This variety has been developed at the Wisconsin Experiment Station from the well-known Minnesota No. 13. Wisconsin No. 8 is fully as early and the ears are a trifle larger, the kernels are a little deeper than Minnesota No. 13, depending somewhat on conditions and locality where grown. The ears are of handsome appearance with 16 to 20 rows bright, yellow kernels, which are closely set on the cob from end to end. Ears are about eight inches in length and are borne well up on stalks about seven feet high. A splendid variety for silo or fodder purposes.

Wisconsin No. 12.

A heavy yielding golden dent corn, having produced 100 bushels per acre with good cultivation. Although it yields heavy it matures usually in Southern Wisconsin, Southern Minnesota, South Dakota, Iowa and Nebraska. The large ears bear 16 to 20 rows of deep kernels and are uniform in size and shape. Because of its large size it requires a week longer to mature than Minnesota No. 13.

Early Murdock.

Suitable for Southern Wisconsin, Southern Minnesota and South Dakota.

This is a standard and well known variety in Iowa and southern Minnesota. We have been working on the variety for several years to acclimate it to sections farther north. We can usually offer very fine seed which is safe for growing in the three southern tiers of counties of Minnesota and corresponding territory east and west, in South Dakota and Wisconsin. It may also be grown anywhere south of the locality mentioned and in favorable seasons, would do well even a little north of Minneapolis.

It is considered one of the most productive and as early as any of the deep-kernelled varieties. It is well established in type and is growing in favor with those who know it. It is one of the most dependable of the later varieties. It has a stout, stiff stalk which stands well in storms, growing 6 to 8 ft. high. The ears are borne well up on the stalks. It almost invariably yields well and with good care and favorable conditions, will give very large crops. See page 73 regarding Corn situation.

POP CORN

Big Money in Little Things.

Very often there is good money in "little things" which, because they are small, people are likely to overlook. Popcorn is one of these.

ITS PROFITABLE USES.

1st. It yields of shocked Corn of the very best feeding value at the rate of 8 to 10 tons an acre.

2nd. The small ears which mature early, are very valuable for pigs, calves and young stock generally, especially during the Fall and Winter months.


3rd. The yield of ear Corn to the acre is quite equal to any of the larger and later varieties, as it can be planted much more closely than the larger varieties of Corn.

4th. Thousands of carloads of Popcorn are annually sold for popping purposes, the consumption having greatly increased since the advent of "Cracker-jack" and other like preparations.

5th. Popcorn brings a very much higher price either shelled or on the ear than any other Corn and usually a ready market is easily found for any quantity, while in event of an inactive market, it can always be fed, and a farmer cannot raise better feed.

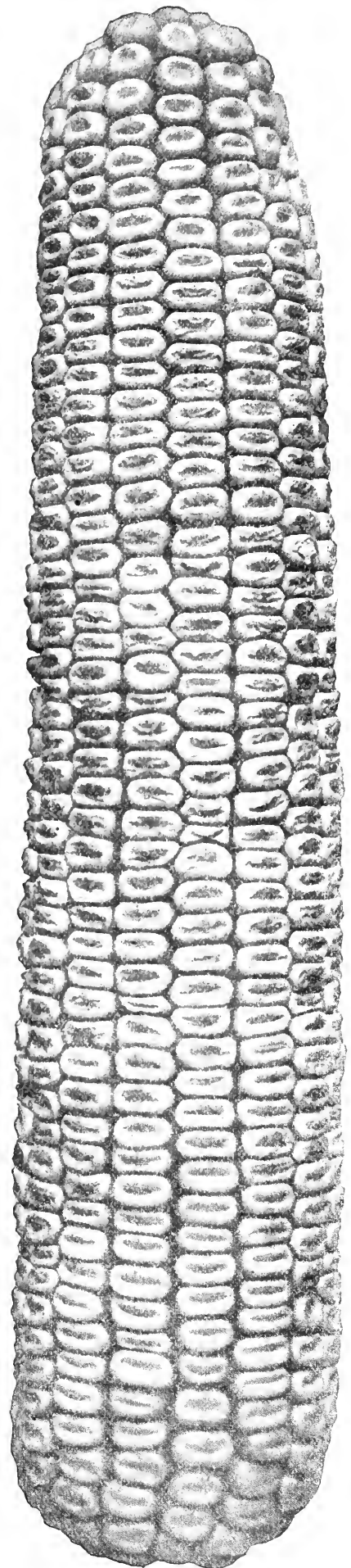
6th. Boys and girls can grow an acre or two of Popcorn and dispose of the product to their neighbors or to the merchant. There is usually a demand for this article and in this way considerable money can easily be earned. Why not plow up an acre or two and turn it over to the children. It will afford them pleasure and profit.

Plant at the rate of 6 to 8 quarts to the acre and closely. We have a very choice lot of this Popcorn carefully chosen and tested for seed purposes. Ask the dealer in your locality who handles our line of seeds for prices or if no merchant is convenient write us and we will give you the information.



Minnesota Ideal Corn.
Reduced in Size.

Farmers and gardeners know that to sow reliable seeds is an important step toward better crop production. Northrup, King & Co.'s seeds are sold by dealers in almost every community in the Northwest. Names of nearby dealers who can supply you will be furnished on request.



Rustler White Dent Corn.



Minnesota State Experiment Station, the Birthplace of Minnesota No. 13 Corn.

MINNESOTA NO. 13 CORN (UNIVERSITY)

Extra Early Yellow Dent.

The commanding points of excellence which place Minnesota No. 13 Corn at the head of all yellow dent varieties for Northern planting are:

Its earliness,

Its enormous productiveness,

Its adaptability to a great variety of soils and climates.

To Prof. W. M. Hays, formerly agriculturist at the Minnesota State Experiment Station, recently Assistant Secretary of Agriculture, Washington, D. C., is due the honor of having originated this valuable extra early yellow dent Corn. Not only is it fully as early as any of the yellow dent Corns, but its record of heavy yields is such as to mark it as distinctly and undoubtedly the most profitable of all the yellow dent varieties. It was the remarkable productiveness of the Minnesota No. 13 Corn that led Prof. Hays to say: "The inherited quality of Corn to yield heavily or poorly, all comes in the ten pounds, more or less, of seed planted to the acre," and never was the truth of this statement better exemplified than in Minnesota No. 13. Much time and labor was expended by Prof. Hays and his staff of assistants in breeding and perfecting this strain. It was first disseminated as Minnesota No. 13 Corn, the intention being to later give it an appropriate name, but it has since become so widely and favorably known as Minnesota No. 13 that it must continue to be so known. The Directors of the Minnesota Experiment Station consider it the best yellow dent Corn for Minnesota, North and South Dakota and Wisconsin; other stations agree in this opinion. Mr. John S. Cole, Assistant Agriculturist at the Brookings, South Dakota Experiment Station, says:—"At the county fair held here last week Mr. Geo. N. Kennard exhibited one bushel of Minnesota No. 13 Corn that I consider was the finest sample of yellow dent Corn that has ever been displayed here. Mr. Kennard's Corn was raised on clover sod and is estimated to yield from sixty to eighty bushels an acre."

The ears are of handsome appearance bearing 16 to 20 rows of bright, rich yellow, smooth, wedge-shaped kernels packed closely on the cob from butt to tip. The ears average eight inches in length and are borne usually two on a stalk. No Corn excels in quality the Minnesota No. 13; the cobs are well filled and the individual kernels, plump and of good color.

Minnesota No. 13 thoroughly matures in ninety days when planted on favorable soil and in a good location, but ninety-five to one hundred days places it out of danger under average conditions. A variety of Corn which will show such valuable characteristics is an acquisition on any farm, especially for planting in the Northwest where early frosts are common. It may be planted as late as the second week in June and yet safely mature a crop.

Another point to which particular attention should be directed is its adaptability to changes in soil and climate. Many varieties fail to do well when subjected to new conditions or require several years to become acclimatized. Minnesota No. 13 Corn, however, will thrive and produce abundantly on almost any soil and will do remarkably well under adverse conditions when other varieties would fail entirely.

The stalks grow to a height of seven feet and being leafy make excellent and very nutritious fodder. We consider this a most valuable Corn to grow, as do also the various Experiment Stations we have mentioned. We refer also to those who have purchased their Corn of us in the past.

Our strain of Minnesota No. 13 Corn is especially desirable because of the care and attention which it has received. It has been carefully bred for trueness to type and heavy yield. Plant 6 to 8 lbs. per acre. See page 73 for a full account of Seed Corn quality.

EARLY NORTHWESTERN OR SMOKY DENT


The Earliest Dent Corn for the Northwest.

This Corn is in a class by itself having red kernels with a yellowish cap, being a cross between a red flint and a yellow dent, but the type has become well established. To some the color is objectionable, but it must be taken into consideration that in most parts of North Dakota, Northern Minnesota, Northern Wisconsin and even Canada this is the only variety upon which the grower may depend to ripen and it is far better to have Corn, even though it is red in color, than to have no Corn at all. In North Dakota, northern Minnesota and in high altitudes this variety can be relied upon to mature before any other dent Corn, and, in fact, is the only sort to ripen in some seasons.

No other one variety is as extensively grown in North Dakota as our Early Northwestern Dent, for the reason that season after season it successfully yields a good crop. When we offer seed it is Minnesota grown, every bushel being produced north of Minneapolis, under our personal supervision and from own selected seed stock. It is especially adapted for planting in the far north and our sales of this variety in the northern sections of North Dakota, Minnesota, Wisconsin, Montana and even Canada reach enormous proportions. Not only is it grown in the localities named but for late planting or replants it is especially desirable. It is extremely early and quickly adapts itself to new soil and climatic conditions. We have harvested 75 bushels to the acre and gathered seed from the crop in as many days, a strong tribute to its earliness and productiveness. As a rule, under ordinary Corn growing conditions, Northwestern Dent will mature in 85 to 90 days, and under more favorable soil, cultivation and weather will mature even earlier. The ears are of good size, from seven to ten inches long, and bear 10 to 14 rows of Corn. Under ordinary conditions the average height of stalk is 7 ft., 8 in.; average distance base of ear from ground, 3 ft., 5 in., thus admitting the use of a Corn harvester. Early Northwestern Dent may be sown in check rows or in drills. The latter method is in favor in many localities. The stalks, being smaller and shorter than some of the later sorts, may stand close in the row, thus contributing to a heavy yield. Notwithstanding the small ear, yields of seventy to eighty bushels per acre are not uncommon. This sort is also much grown for fodder and silo purposes on account of its earliness and adaptability. It will, of course, give best yields on a fairly rich soil.

Our seed corn comes from the seed stock which we have improved year after year and bred-up to the highest standards. In order that the seed we sell shall always be of this pedigreed stock, we reserve each season enough to cover two years' requirements for our own fields. Whenever one season is unfavorable to seed production, we use this reserve stock from the previous harvest for our next planting. Last spring we planted our own seed stock, which was the result of thirty-seven years of successful corn breeding in the Northwest.

On page 73 we have outlined the seed Corn situation. For prices consult your local merchant or write us if he will not supply you with our high-bred strains.



An Average Ear of Minnesota No. 13 Yellow Dent Corn.

Northrup, King & Co.'s Sterling Silo Corn.



The building of silos throughout the Northwest, and more especially in Minnesota, Wisconsin and the Dakotas, has increased to a remarkable degree. More silos have been built in this part of the United States within the last few years than anytime previous.

This has resulted in a demand for silage best adapted to feeding cattle, sheep, and other live stock on the farm.

Corn is one of the most largely used of the various crops useful for silage, but it is not so thoroughly understood as it should be that its value depends—

First, upon the condition in which it is put into the silo, and
Second, the purpose for which it is to be fed.

Large quantities of Southern Corn are used for silage in sections where ears will not form. Where a large bulk of green feed is desired, as in the case of young stock or milch cows, this Corn may be profitably used, but the feeding value is not nearly so great, ton for ton, as in the more nearly ripened Corn. Except (possibly) in such cases, all sections should use for general silage those varieties of Corn that will, in an average season, form well developed, if not perfectly matured ears.

Following this principle, we have selected for the various latitudes hereafter mentioned, leafy sorts, as tall growing as the section permits, which may be relied upon, in ordinary seasons, to form full sized ears, and, in long seasons, to mature the Corn itself if so desired. We therefore recommend to our customers varieties which should be planted for silage as follows:

Northrup, King & Co.'s Sterling Silo Corn No. 1, ripens north of parallel of latitude 47°; viz., Northern Minnesota and Northern North Dakota.

Northrup, King & Co.'s Sterling Silo Corn No. 2, between parallel 45° and 47°; viz., Central Minnesota, Northern Wisconsin, Southern North Dakota and Northern South Dakota.

Northrup, King & Co.'s Sterling Silo Corn No. 3, between parallels 43° and 45°; viz., Southern Minnesota, Southern Wisconsin, Southern South Dakota and Northern Iowa.

Northrup, King & Co.'s Sterling Silo Corn No. 4, south of the 43rd parallel; viz., Southern Iowa, Nebraska, Kansas, Missouri, Illinois, Indiana, etc.

By the use of these fodder Corns, being careful to order the number recommended for the latitudes mentioned, the grower secures the important advantage of being able to put Corn into his silo, in the precise condition he may deem best for his uses.

SOY BEANS. The growing of Soy Beans in the fields of Silage Corn is meeting with great favor in many localities of the Northwest. They are highly recommended by those who have thus grown them in combination. See page 83 for further information.

PLANTING AND HARVESTING.

Planting. Generally speaking, the seed should be sown in drills 3 ft. 6 inches apart, using $\frac{1}{4}$ to $\frac{1}{2}$ bushel of seed per acre, depending not only on the soil, but also the purpose for which the silage is to be used. Whenever less grain and more bulk is desired more seed may be planted to the acre, giving a greater amount of leaf and stalk but less ear Corn. For fattening beef cattle the opposite is true; the more ears produced the greater the fattening properties and for that reason less seed should be sown per acre, giving it a better opportunity to mature. In either case the tonnage per acre will be about the same. In the one case there will be more leaf and stalk and less ears and in the other instance the opposite, less stalk and leaf but more grain.

Also by the use of these varieties, if the grower wishes, it may be cut at an early stage of its growth and used as fodder. Later it may be put in the silo in any desired stage and if the season promises to be long enough, it may be allowed to ripen for grain if this be decided upon.

Harvesting. Corn intended for the silo should be harvested with a binder and the bundles allowed to remain in the field for a day or two, where they will lose a portion of the moisture. If the leaves become dry, water may be applied from a hose as the corn passes through the silage cutter. Corn that has been frosted and become partially dry in the field may also be treated in this manner, with water, and will make excellent silage.

The Value of Proper Seed Stock. The best seed obtainable costs more than crib Corn, but it is worth many times the difference to the grower. Our experience, of more than a quarter of a century, in growing Seed Corn places us in a position to determine which are the best varieties for grain as well as for silage. We offer the above varieties with entire confidence, believing the yields will not disappoint those of our customers who want Seed Corn for special purposes.

Our sales of Seed Corn are increasing many thousands of bushels each normal year, which is conclusive evidence that the results obtained from the use of our highly selected and high bred stocks by planters in the Northwest are very satisfactory.

Special Notice: While we specialize in seeds especially adapted for Northern use, our trade in fodder, silage and Seed Corn all over the country is growing to such an extent that we are usually in a position to furnish Corn for any purpose or section, and we shall appreciate being given an opportunity to supply seed to our customers for special uses. Write and tell us for what particular purpose the seed is wanted and we will be glad to make recommendations.

Prices.

Owing to the necessity of printing this catalogue early in the year, before values are known, no prices can be quoted here. Throughout the Northwest merchants who sell Northrup, King & Co.'s seeds can obtain from us the Silo Corn best adapted to their locality. Ask your dealer or write us when you decide to buy seed.

- Northrup, King & Co.'s Sterling Silo Corn No. 1. Ask Your Dealer
- Northrup, King & Co.'s Sterling Silo Corn No. 2. for Prices.
- Northrup, King & Co.'s Sterling Silo Corn No. 3. Buy Early.
- Northrup, King & Co.'s Sterling Silo Corn No. 4. Buy Early.

Ask for prices on Silo Corn in large quantities.



Cutting Silo Corn on the Minnesota Experiment Station Farm.

HOW TO FILL THE SILO.

Cutting the Corn. The proper time to cut Corn for silo filling is when the kernels are well dented and almost mature. The lower leaves are turning brown at this time but the stalks are still green and contain a large amount of succulence.

If cut while the Corn is still immature and green, the silage will be sour and too laxative in effect, neither does it then have the feeding value that silage made from more matured corn has.

Caution. The blow pipe must be as nearly perpendicular as possible, so that the air will sift the material. If the pipe has much slant, the material will settle on the lower side and clog, the air passing over it instead of pushing it up.

Adding Water. If Corn for any reason becomes over ripe and dry, excellent silage can still be made from it by adding water while it is being cut into the silo, a half a barrel to each load of Corn.

Good silage can be made from frosted Corn in the same way. In order to get a perfect distribution of water in the silage, it should be run through the blower with the silage. This can be done by running a steady stream into the blower by means of a small hose.

Packing the Silage. Thoroughly packing by tramping improves the quality of the silage. This should be done thoroughly, close to the wall. The center will take care of itself.

The surface of the silage while the silo is being filled should be kept concave, that is, lower in the center than at the walls. This will prevent an air space occurring between the wall and the silage from settling later.

Danger. When the Corn is cut into the silo it soon begins to heat, which causes large quantities of carbonic acid gas to be given off. The gas being heavier than air collects in the silo and must be given a chance to flow out before any one is sent into the silo when work commences in the morning.

This may be done by opening a door at the surface of the silage. Running in fresh material will soon mix up the gas with fresh air and make it safe.

Capacity of Silos.

Silage for 200 Days.

Height	Diameter	Tons Capacity	No. of Animals to be fed	Lbs. fed per head per day	Tons silage required
24 feet	12 feet	54	15	25	32.5
28 feet	12 feet	64	15	30	45.0
28 feet	14 feet	86	15	35	67.5
30 feet	14 feet	92	20	30	60.0
32 feet	16 feet	120	20	35	70.0
34 feet	16 feet	128	20	40	80.0
32 feet	18 feet	162	25	35	87.5
34 feet	18 feet	172	25	40	100.0
36 feet	18 feet	182	30	35	105.0

Through your dealer you can usually obtain information about any item listed in this catalogue. Write us for the names of nearby merchants who handle our seeds and will supply you.

Booklet on Silage and Silos. A treatise on growing, handling and feeding silage and instructions on how to build a silo. It will be sent free with orders if requested or will be mailed upon receipt of 5c in stamps.

EXTRA EARLY FLINT SEED CORN


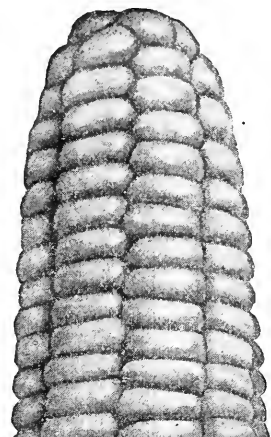

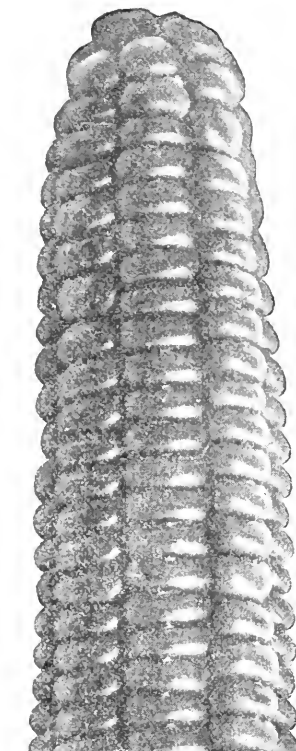
These are the earliest varieties grown and are especially adapted to Northern conditions. They make a rapid growth, mature quickly and under favorable conditions yield immensely. All are perfectly acclimated to our Northern conditions, which mean cool nights and short Summers. The "Squaw" types of the flint Corns are extremely early, but the ears grow so close to the ground that they cannot be harvested with a Corn harvester, hence are most valuable to "hog off" by turning stock into the fields and thus allow them to harvest the crop. The Mercer, Triumph, Longfellow, King Philip, and Smut Nose are also much used for replants where the first plantings fail, also for late fodder on early summer fallows—native sod, and the new comer on the frontier can grow fodder from late plantings cheaper than he can make hay, thus providing a grain ration for the stock. Plant 6 to 8 pounds per acre.

Hogging Down Corn. The practice of hogging down Corn is strongly recommended by the Iowa and several other state experiment stations. These four varieties of Flint Corn listed below are especially suited for the purpose. At the North Dakota Station in the Autumn of 1914, a poor crop of the Dent type, from 2½ acres, was pastured by 16 pigs which made a gain of 818 pounds, or \$51.00 in value—after subtracting the cost of some additional concentrates which were fed.

This gives a value of \$20.40 an acre for this poor Corn without the expense of harvesting it.

Green pasture is also very desirable to use with the Corn for the best results. See page 82 regarding the use of Rape.

The advantages of hogging down Corn are that it saves the labor of husking, cribbing, reloading and feeding; storage is saved as no crib space is needed; the crop is harvested without waste; it gives the most pork for the least expense.



Squaw. Extremely early and of very dwarf habit. We still grow this Corn for those who want it, but we urge the planting of North Dakota White Flint, or North Dakota Yellow Flint, in its place, as both of these varieties are fully as early, more productive, and make a much more vigorous growth. Average length of ears 7½ inches. Conditions on Seed Corn are so unsettled that it is impossible to quote prices at the time this page goes to press. Read page 73 if you are interested in the conditions which affect Seed Corn.

Improved King Philip. (Extra Early Red Flint.) An old-time New England favorite perfected by us. Extremely hardy. One of the best and most reliable early sorts. Ears 10 in. long; very early. See note above, under Squaw Corn and page 73.





Mature Corn Stores Well. Mature corn usually becomes dry enough by the time it is cribbed to be stored without danger. The high percentage of moisture in immature corn makes it difficult to store and losses occur through heating or moulding.

North Dakota White Flint. Resulting from a careful selection of Squaw Corn for many years. Very much better than the Squaw. Average height stalk 5 ft., average distance base of ear from ground 1½ ft. Average length of ear 8 inches. See note regarding crop, under Squaw Corn.

North Dakota Yellow Flint. (Gehu)

Resembles White Flint in earliness, habit of growth, etc., but the grain is yellow. Under normal conditions this variety will mature in 70 to 75 days. In localities where seasons are short and nights are cool it may be depended upon to give a crop. The yield must, of course, vary with conditions of soil, cultivation and season, but it has been no uncommon occurrence to secure a yield up to 75 bushels per acre. Gives an abundance of fodder of splendid quality. Average height stalk 5 ft., average distance base of ear from ground, 1½ ft. Average length of ear 8 inches. Conditions same as noted for other varieties above.

Buy your seeds early this season. Plan crops carefully and utilize every available piece of ground. Conserve labor by sowing reliable seeds, tested for purity and germination.




King Philip Flint Corn.

North Dakota Yellow Flint.

North Dakota White Flint.

Squaw Flint Corn.



FIELD CORN, EXTRA EARLY FLINT VARIETIES

Northrup, King & Co.'s Triumph. Extra Early Yellow Flint.



In the year 1899 we introduced this Corn as the largest eared and most productive of all the early flint varieties. Our customers know that when we send out a new variety it is just what we claim for it, and so our sales were very gratifying. From every side comes hearty praise of this magnificent variety, more than sustaining every claim made for it.

Our Triumph Corn is a very early flint variety, very bright yellow in color, maturing in from 90 to 100 days from day of planting, according to soil and season. Ears average about 11 inches in length (about 3 inches longer than the Mercer) and are 14 to 16 rowed. Occasionally a 12 rowed ear is found; sometimes one with 20 rows. The kernels are large and the stalks are of good height. The ears average two to a stalk, growing well up so as to readily admit being cut by the harvester. The stalks grow very tall and leafy and make superior fodder. See page 73 for information about Seed Corn supply.

Directions for Planting—The habit of this Corn allows close planting. The largest crops of both Corn and fodder will be secured by planting in rows, dropping the kernels one at a time one foot apart. If it is desired to cultivate both ways, plant in hills about 3 feet 8 inches apart.

Plant Seed Corn That Will Ripen. Corn that will mature each year early enough to escape destructive frosts is highly important. A medium size thoroughly mature ear weighs about 10 oz. One such ear per hill will about pay for the crop, and two ears per hill will produce from 50 to 60 bu. per acre.

Plan your farm work carefully for a bumper crop, but always remember that good land, good methods, good weather, and hard work are of little use if the seed that goes into the ground is not right. The best seed obtainable is the only seed that you can afford to use.

Northrup, King & Co.'s Mercer. Extra Early Yellow Flint.

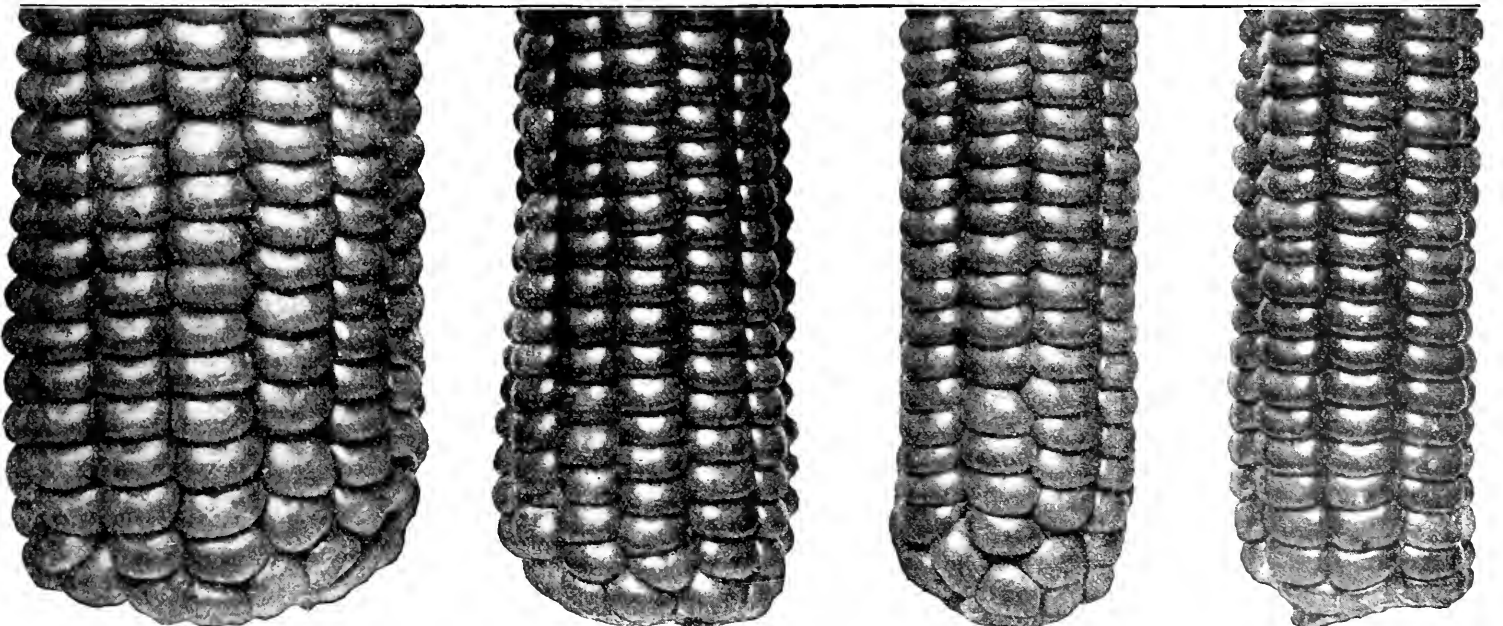


Early, prolific, good size ear and small cob. Has been grown in Northern Minnesota and North Dakota for many years with great success and complete satisfaction. Average season of maturity 80 days. Very prolific, having yielded 164 bushels of good, sound ears to the acre; ears average 9 inches in length, 12 to 14 rowed, well filled out to the tips; a rich golden yellow color; has matured in 75 days from time of planting. Many stalks have two and sometimes three good ears. Stalks average about 5 feet in height and make excellent fodder. Very few suckers. Read page 73 for description of Seed Corn conditions.

Longfellow. (8-row Yellow Flint.) A very early 8-rowed Corn of the Canada type; ears cylindrical, about 11 in. long; color, rich glossy yellow. The weight of Seed Corn is fully 60 lbs. Average height of stalk 7½ ft., average distance base of ear from ground, 3 ft. Read the summary of Seed Corn conditions given on page 73. Ask your dealer for prices or write us if he will not supply.

Smut Nose Flint. (8-rowed.) A yellow flint Corn blazed with red at end of ear. Ears are large and round. This is a very early variety, and a great favorite in many localities. Our stock is very fine. Average length of ear 10 inches. Average height of stalk 7 ft. 6 in., average distance base of ear from ground, 2 ft. 11 in. See note under Squaw Corn on opposite page. Ask your dealer for prices.

Northrup, King & Co.'s high yielding Seed Corn and other items listed in this catalogue are sold by the best merchants in towns throughout the Northwest. Ask your local dealer for prices or write us if he will not supply you.



Northrup, King & Co.'s Triumph Flint.


Northrup, King & Co.'s Mercer.

Longfellow Flint.

Smut Nose Flint.

FODDER CORN

DRY Fodder Corn is probably the most satisfactory substitute for hay, according to the Minnesota Experiment Station. It should yield three to five tons of dry cured fodder per acre, which in feeding value is nearly equal to Timothy hay, ton for ton. Fodder Corn is a more profitable crop to grow than Timothy for fodder on account of its heavier yield. It can be fed to all classes of animals with fine results. Fodder Corn may be sown as late as July 1 with a reasonable assurance of getting a satisfactory return. This makes it fit in well as a catch crop after the other farm work is done. If the Fodder Corn is drilled in and Rape sown with it in the last cultivation, the mixture will furnish splendid summer pasture for sheep and pigs. By repeated sowings three acres of land should easily provide ample pasturage for from fifteen to eighteen brood sows and litters, for the season.



A Field of Northrup, King & Co.'s Giant Fodder Corn. Note its leafy habit. This photograph was taken 60 days after planting.

New Uses for Fodder Corn.

This excellent forage crop has been grown largely in the Corn growing sections because it produces more tons of feed an acre than any other grain or grass—15 tons an acre of green feed are often reported and occasionally 25 to 30 tons are produced on a single acre where conditions are most favorable for its development. Fodder Corn is now sown broadcast at the rate of two or three bushels an acre for supplemental pasture to be used when grass is short and often dry during the autumn months.

To Kill Quack Grass.

Quack grass is taking possession of many of the best farms in the country. In such cases Fodder Corn is one of the best cover crops to smother this pest by shading it from the sun. Plow the quack grass sod late in the Fall, which, with the freezing of the roots will greatly injure the plant. Cultivate with a spring tooth harrow every week during April and May. Plant Giant or Elephant Fodder Corn in drills, using one bushel of seed an acre and thus smother the quack grass and other weed pests.

LARGE SOUTHERN VARIETIES.

Prices Subject to Market Changes.

The situation regarding Fodder Corn and the prices could not be foreseen at the time this book was printed. Local merchants who handle our seeds can quote latest prices. Names of dealers near you will be sent on request. If your dealer will not supply you the items you desire, write to us.

Northrup, King & Co.'s Giant Fodder Corn.



We believe that in most cases farmers can better afford to pay the price we ask for our Giant Fodder Corn than to plant other Southern varieties as a gift.

First, because in proportion to the quantity of leaf, this variety has a smaller stalk than any other variety. Second, while several other well known varieties of Fodder Corn often grow just as tall and even at times throw out leaves that are as large, the extraordinary productiveness of the Giant Fodder Corn arises from the closeness of the joints; and as leaves are thrown out from each joint, the result is an increased yield of fodder over any other variety. An extra pair of leaves on every stalk will more than pay the entire cost of seed on every acre of ground.

There are many reasons for considering Giant Fodder Corn the best and most economical; certainly it is by far the best of all the large growing varieties. The only objection that has ever been raised to the Giant, is that it grows very large, and is therefore harder to handle than the smaller sorts. We measured one stalk brought in by one of our customers, which was 14 feet in height; at the butt the stalk was two inches in diameter; half way up the stalk, 1½ inches in diameter. It bore 29 pairs of long and very broad leaves. This would seem to afford ample proof of the enormous feeding value of this truly remarkable Corn.

Drill 1 to 1½ bushels to the acre in rows about 3½ feet apart. Five or six kernels to each foot of row. The seed of this variety is very large and pure white. The nearest dealer who handles our seed can quote you prices on any available stocks of our Fodder Corn.

Varieties of Fodder Corn.

Fodder Corn may be divided into five classes, viz: Large Southern Varieties, Medium Dent Varieties, Early Dent Varieties, Flint Varieties and Sweet Varieties. Each of these has its friends. All may be successfully grown for fodder in almost any latitude. The merits of each class are briefly stated under their respective headings. If further information is desired, we shall be glad to supply it as far as it lies within our power, and will be pleased to make recommendations when desired. There is one point we want to impress on stockmen, dairymen and others using Fodder Corn, and that is to place your orders early. By so doing you secure the benefit of the lowest prevailing prices. You can test the seed and have Corn on hand that you know will grow when you are ready to plant.

The question of which is the BEST Fodder Corn will probably never be fully settled, any more than will be the question of the best breed of horses or cattle, so we try to present briefly and fairly the leading points of superiority claimed for each variety.

Northrup, King & Co.'s Red Cob Fodder

Corn. A tall growing Southern variety which is very popular all over the country. In Canada it seems to have the preference over any other sort, perhaps because it has been very widely grown and will produce a large tonnage in a short space of time. It grows very tall and very leafy and is exceeded in this respect only by our Giant Fodder Corn. The seed is white and grows on red cobs, thus giving it the name. Drill 1½ bu. to the acre in rows 3½ feet apart. Ask your dealer about stocks and prices.

Southern White Fodder Corn. This is a tall growing leafy variety possessing the general characteristics of our Giant, but is not so closely jointed and therefore bears a few less leaves, with a correspondingly smaller tonnage per acre. Get prices from your dealer and buy early.

Booklet on Silage and Silos. A treatise on growing, handling and feeding silage and instructions on how to build a silo. Contains much information of value and is well worth having. It will be sent free with orders if requested or will be mailed upon receipt of 5c in stamps.

Just the Thing.

Your Giant Fodder Corn is just the thing for this country. I always raised it when in South Dakota and was much pleased with it there. What I planted early grew eleven feet tall, and what I planted the 6th day of July grew to be seven or eight feet tall. The cattle eat every bit of it, so there is no waste, and I believe it will produce more feed to the acre than anything else one can raise. I planted five bushels of this Corn and I consider it safe to recommend it.

T. V. NASH, Douglas Co., Minn.

Reg. U. S. Pat. Off.

The above means that the item to which it applies has been "Registered in the United States Patent Office." Giant as a trade mark to apply on Fodder Corn may be used by us exclusively. No other is genuine. When buying Giant Fodder Corn be sure the above trade mark is on the bag.

FODDER CORN



A Field of Northrup, King & Co.'s Elephant Fodder Corn.

MEDIUM DENT FODDER CORN.

Many prefer for fodder smaller growing Corn than the large and later varieties, claiming for it the following advantages: 1st, that it is more readily handled by the Corn harvester; 2nd, that it matures earlier and gives well formed ears; 3rd, that it is more easily cured; 4th, that the smaller stalks make finer and richer fodder; 5th, that the fodder is more easily handled in putting through the silage cutter, or fed long.

Northrup, King & Co.'s Elephant Fodder

Corn. We believe this variety will best please the advocates of the type of Corn above referred to. It is tall growing, averaging 7 to 8 ft. It is very leafy. It has a small stalk. It will form, even in Northern Minnesota and in North Dakota, good sized ears, thus adding to its feeding value. It is low in price. Drill in rows about 3½ feet apart, and 60 lbs. per acre.

Elephant Fodder Corn has been registered in the United States Patent Office by us, as we have used this brand in connection with Fodder Corn for a great many years, in fact were the first to use it in this connection. Please note that it is contrary to law for any one to use the brand "Elephant" on Fodder Corn without our permission. Every bag will be marked, "Reg. U. S. Pat. Off.," and show the above trade mark. Ask your dealer for prices or write us if he will not supply.

EARLY DENT FODDER CORN.

Many stock raisers are growing early dent Corn as it gives a large proportion of fairly well matured ears, producing a very nutritious feed.

Early Yellow Dent Fodder Corn. When sown thickly in drills, at the rate of one to one and a half bushels to the acre, this seed will give a surprising amount of rich feed, relished by all stock. It can be cut and run through an ensilage cutter for the silo just before maturity or it may be fed in the rack. Prices on all grains, field and grass seeds can be obtained from your local dealer. If he does not handle our seeds, write to us and we will see that your wants are taken care of.

Early White Dent Fodder Corn. May be planted the same as the Yellow Dent Fodder Corn and matures at about the same time. While the Early Dent Fodder Corn does not yield so heavy a tonnage an acre, the resulting crop in most cases is of greater feeding value. For prices on all varieties of our Fodder Corn ask your dealer or write us.

FLINT VARIETIES FOR FODDER.

Farmers of Maine, Vermont, New Hampshire and Massachusetts use White Flint Fodder varieties almost exclusively. There is absolutely no waste to this class of Corn, as the stalk is eaten greedily, and the feeding value is superior to everything but the Sweet Fodder or Early Dent varieties.

Northrup, King & Co.'s White Flint Fodder

Corn "State of Maine." Our "State of Maine" Fodder is the tallest growing and best of the white flint sorts. We have great faith that it is to become a most popular variety in the Northwest, and we would like to have our customers give it a trial. Even the staunch friends of "Giant" and "Elephant" will find in the "State of Maine" something for them to "think about." Drill 1 bu. to the acre. Names of dealers near you who handle our seeds and can quote latest prices will be supplied on request.

Early Yellow Flint Fodder Corn. We are selling more and more of this variety for fodder. Stalk, leaf, ear and all make splendid forage. Secure your supply early. Ask your dealer for prices or write to us.

SWEET VARIETIES FOR FODDER.

Early Sweet Fodder Corn. This makes capital fodder, and will mature ears in almost any part of the Northwest. The stalk is small, but sweet as honey and nothing can make better feed than this, fed ear and all. Drill 1½ to 2 bu. to the acre, in rows just far enough apart to admit cultivation. Ask your dealer for prices.


Evergreen Sweet Fodder Corn. All varieties of sweet Corn possess very much more "sugar" than any feed sort, and this being the most important constituent, it necessarily follows that the Corn holding this in greatest quantity has the greatest net value. Evergreen Sweet Fodder grows much taller than the Early Sweet Fodder and makes well formed, but not matured ears in almost any part of the Northwest. Drill 1½ to 2 bu. to the acre. Buy your seed early. Consult your dealer or write us.



Early Dent Corn Growing for Fodder.

All prices subject to market changes.

DWARF ESSEX RAPE



Dwarf Essex Rape is one of the most valuable forage plants, its many uses being fully considered, that has ever been introduced in the United States, and we take pride in having been the first seed house to bring it prominently before the farmers of America.

Now that the sale of Rape Seed amounts to thousands of tons annually, it is interesting, by way of contrast, to look back to the year when we introduced it, and find that our sales for the season were less than 500 pounds.

Our customers can well understand that it gives us great pleasure to have lived to see our faith in Rape, for use in this country, amply justified by the outcome and that our effort to supply the very best quality of seed is recognized all over the United States.

Dwarf Essex Rape has been usually grown, until recent years, to furnish pasture for sheep and lambs, but it is now being found equally good in providing pasture for all kinds of stock.

Under average conditions a yield of from 10 to 20 tons or more of green forage per acre may be expected. According to a recent government bulletin, one acre of Rape with grain will fatten 20 wethers in two months. Ten hogs eat about one-third of an acre in the same time.

It is an annual, bearing a close resemblance in leaf and stalk to the Rutabaga, but both leaves and stalks are more numerous in the Rape plant, and of a taller habit of growth. It is a pasture plant which may be eaten off by any kind of live stock, but it is preeminently fitted to furnish pasture for sheep, cattle and swine.

It should be from eight to twelve inches high when stock is first turned

in and it ought to make growth enough to support at least ten sheep per acre during the growing period of the Rape crop. Rape makes a second growth from the standing roots when the livestock is removed, and may be repastured later. Successive sowings, made three or four weeks apart until July 1, will give a very satisfactory feeding crop throughout the entire Summer.

The Iowa Station recommends sowing 3 pounds of Rape seed per acre in the Corn field at the last cultivation or before, allowing hogs to pasture the Corn and Rape together. They have proved this to be a very profitable practice and it is being carried on in all parts of Iowa and in many adjoining states. This makes the cost of growing the Rape about 40c per acre and nets splendid returns.

Culture. Rape is best adapted to moist, rich soil in which there is plenty of humus. Slough lands are especially good. It grows best in cool, moist weather and the time for sowing depends upon when the crop is to be used. When wanted for pasture, allow 8 to 10 weeks for it to attain maximum growth. Sow 1 to 2 pounds of seed per acre in drills and cultivate, for a weed-cleaning crop. For broad-casting, use 5 pounds per acre on rich, weed-free soil so that the Rape will not be choked by weeds.

For continued hog pasture, sow Rape early and at successive intervals. It may well follow any grain crop and is always splendid to plow under for green manure.

Ask your dealer for prices on your requirements. Names of merchants in your vicinity handling our line sent on request.

Northrup, King & Co.'s ANNUAL HOG PASTURE MIXTURE



We most earnestly urge upon farmers all over the United States the real importance to them of using this Annual Hog Pasture Mixture of ours. It is called Annual Hog Pasture Mixture because when we commenced selling it many years ago it was intended primarily to supply pasturage for swine. It has, however, proved of such great economic value, not only for swine but all other live stock, that its use is increasing at a rate that is truly amazing even to us who know how valuable a thing it is. It is made from many different grains and forage plants, the majority of which grow again as fast as fed down.

From every part of the country come to us letters telling the result of its use, and if we had room to print these letters, there is not one thoughtful farmer who reads this but would be so thoroughly impressed with the fact that he too should sow this mixture, that he would not fail to secure some of this seed.

No matter how much feed you have for your hogs, sheep and cows you can profitably grow our Annual Hog Pasture Mixture. The results will please you because this mixture furnishes the variety they need. Read Mr. John Pfiffer's letter on this point. With a large apple orchard into which to turn his hogs for the windfalls, with ample pasturage of Red Clover, Alfalfa, Timothy and Kentucky Blue Grass, he finds it very profitable to grow this mixture and he states the reasons. Another advantage in growing this mixture is that, sown in the Spring, it comes in when other pasturage is apt to be at its worst, and continues green and bountiful all through the season until Winter. This makes it valuable, too, as a catch crop, for it may be sown as late as the middle of August. We have customers who grow as much as 20 acres of this mixture, but its great general use is in small pastures or paddocks near the barns where the stock may be handily turned in at any time. Those desiring to raise an increased number of sheep and swine should note the fact that its use decreases the cost of fencing, as an acre yields four or five times as much as most pasturage. One more point, keep it fed down. It is best when young and tender and springs up again with amazing rapidity.

It is especially valuable as a crop to grow on feeding lots and cleared portions of the barn-yards. Here it will produce immense quantities of feed

rather than a dense growth of weeds, the usual crop for such lands about the farmstead.

Plow bare patches in the hog lots and sow Annual Hog Pasture Mixture where it will soon cover the soil with a heavy growth of green feed. Make all these waste patches about the barn-yards productive with sowings of Hog Pasture Mixture. Make the soil rich with stable manure; sow about corn planting time as the Mixture contains some seeds that require warm weather to germinate them and the plants may be injured by freezing if sown too early.

The quantity of Annual Hog Pasture Mixture required varies according to conditions of soil and climate, but as a rule we recommend sowing 50 pounds to the acre. Prices on this and other items can be obtained through your local dealer. If he will not supply you, write to us.

Mr. John Pfiffer's Letter.

The hogs, pigs and calves on my farm have the run of a large apple orchard which is seeded to a variety of grasses, including Clover, Alfalfa, Blue Grass, Timothy, etc. These supplemented with the windfalls from the fruit trees make a fine pasture. However, I believe that best results are obtained from the use of the largest possible variety of forage plants in the pasture. I sowed an acre to your Annual Hog Pasture Mixture. It made a wonderful growth and 25 tons of feed is understating the yield that acre gave me. I kept 50 pigs on it while they were weaned from their mothers. It grew faster than they could eat it. The cows were turned on the Hog Pasture Mixture after milking to keep it down. It makes a splendid all summer pasture for all kinds of live stock.

Use It Five Seasons.

The Annual Hog Pasture Mixture purchased from you has been so satisfactory I think you should know it. This is the fifth season I have sown it and consider it the best of anything I have seen. During the past five years I have purchased several hundred pounds of your Sterling Timothy, Medium Red and Alsike Clover and Alfalfa, and cannot speak too highly of the results. Our neighbors who have always believed in the average run of seed have pronounced it the finest they have ever seen and some have been using it on account of our good crops.

F. L. DAGGETT, Minn.

PERMANENT HOG PASTURE MIXTURE

So great has been the success of Northrup, King & Co.'s Annual Hog Pasture Mixture, that we now offer a permanent mixture which, once sown, will remain for years without re-seeding. This mixture is offered with the confidence that it will give stock raisers entire satisfaction. It has already been thoroughly tested and proved of great value for all kinds of stock. It contains four varieties of Clover, besides many kinds of grasses. We do not recommend this to displace entirely our Annual Hog Pasture Mixture, as it will not produce so much in bulk, nor make new growth so quick-

ly after pasturing. It is, however, a substantial mixture which will prove a profitable investment to any farmer and, we are safe in saying, cannot be equaled anywhere. Not only is it suitable for hogs, but sheep, cows and horses relish this rich pasturage. You cannot afford to be without it. Order both kinds to keep your stock well supplied with abundant feed. Sow from 20 to 25 lbs. of seed an acre. A large number of merchants sell our Hog Pasture Seed and can obtain it readily for their customers. If your local dealer will not obtain it for you, write directly to us.

FORAGE AND SOILING CROPS.

SORGHUM OR SUGAR CANE.

Prices subject to market fluctuations.

Note the wide range of uses to which Sorghum may be put, and its great value in each case.

As a soiling crop, Sorghum will always prove of great value, since at least two crops can be obtained from one sowing. Milch cows are exceptionally fond of Sorghum. It is excellent for milk production and a given area furnishes a large quantity of succulent food. An acre of Sorghum yielding 15 tons of green forage would feed 50 head of stock for 10 days. It should be fed sparingly at first, to avoid bloating.

As a pasture crop for sheep and swine it has no superior. When grazed down it will quickly spring up again, thus a large amount of pasture may be obtained at a season when forage is scarce. Cattle should be accustomed to it gradually. Sorghum pasture is said to enable hogs to maintain a steady, profitable growth through the Summer. Mixtures of Sorghum with Barley or Oats have been found to give heavier yields than Sorghum alone. As a fodder crop it furnishes an enormous amount of feed. Sorghum outyields Fodder Corn, producing a richer and more nutritious feed of greater value. Thus it will be seen that utilized as a pasture, as a soiling and fodder crop, it may be made to furnish feed nearly the whole year round.

Minnesota Sorghum. *Early Amber Cane.* This is the earliest, richest and altogether the best sort for Northern latitudes, and is the only variety which can be relied upon for sugar or syrup in Minnesota. There are many hundreds of acres of sorghum being grown for syrup in Minnesota and other Northern states. In the district adjacent to Minneapolis, seed of the finest quality is obtainable and we get the choicest to be had. The acute sugar shortage of the last two years and the possibility of further economy being necessary, emphasizes the desirability of raising substitutes such as this on more farms. The cost is small compared to the large returns. This seed can be obtained from dealers who sell Northrup, King & Co's seeds. Ask for prices.

Southern Cane. This variety does not mature so rapidly as the heavier. When Sorghum is grown for fodder only, the Southern Cane will give the greatest tonnage and is usually grown on that account by dairymen, to feed their milch cows. It is also desirable when grown as a pasture plant for sheep, hogs or cattle. All kinds of stock eat it readily. Southern Cane is not suitable for making syrup when grown in the North, but for feeding purposes is splendid. See cultural directions above. It can be sown at the rate of 50 to 60 lbs. per acre. Ask for prices.

Cow Peas. *Northern Grown.* Furnishes good pasture for cattle, sheep and swine, may be used for soiling or hay, but for the two purposes last named it is a little difficult to handle. It has great power to enrich the land by putting in it nitrogen drawn from the air, and since it may be grown as a catch crop, an immense future lies before it in enriching the soils. When pastured by cattle, the early pods should be well formed before turning in the stock. When pastured by swine, the crop should be allowed to get nearly ripe. When plowed under as a fertilizer, the plowing should be done when the plants are in full bloom.

Cow Peas are usually sown broadcast at the rate of four to six pecks per acre. When drilled, two to three pecks are usually sufficient when the rows are far enough apart to permit cultivation.

Your dealer can give you latest price quotations throughout the season on Cow Peas and all other items listed in this catalogue.

Feterita. A wonderful new grain which has attracted considerable favorable attention in Kansas, Missouri, and Oklahoma. It belongs to the Sorghum family. It was introduced from Africa by the United States Department of Agriculture. The advantages claimed for Feterita are its drought resisting qualities, its heavy yield, its earliness, its stouping propensities and its freedom from insect pests. It is of medium height and about equal to Kaffir Corn in feeding value. Feterita successfully withstood dry weather in Kansas and nearby states during 1913 and yielded under these unfavorable conditions, 35 bushels per acre and more. Order early through your dealer.



Sorghum, Grown For Pasture and Soiling.

Sunflower, Mammoth Russian. Sunflowers are especially useful in the poultry run as the large leaves furnish shade for the young chicks, also the seeds make a good addition to the poultry ration. They are very rich in oil and protein and are splendid to feed during the moulting period and winter months. They are also valuable for hogs. Sow the seed in rows far enough apart to admit of cultivation, 2 to 3 pounds will plant an acre. The plants will grow from 6 to 10 feet high and will be literally covered with large heads well filled with seed.

Recently Sunflowers have been grown extensively in dry sections and high elevations for silage feeding purposes. Frost does not affect them as it does corn, and they withstand drought much better. The Montana Experiment station reports Sunflowers yielding about double as much as corn, securing as high as 36 tons to the acre under irrigation and 10 tons on dry land. The North Dakota Station found Sunflower silage richer in protein than corn silage. For silage use 8 to 16 pounds of seed per acre, in drills 24 to 42 inches apart. Plants should stand 4 to 10 inches apart in the row. Under irrigation, plant the larger amount in narrow rows and for dry land, plant the smaller amount in wide rows. Obtain samples and prices from the nearest dealer who handles our seeds.

Australian Salt Bush. Yields large crops of excellent fodder and silage. Our grower of seed writes as follows: "Salt Bush should not be planted on foul ground or where it cannot be given tillage to start it. After it is established, it is a strong grower and will thrive in poor soil, alkali, heat and drought to an astonishing degree. I have produced nearly forty tons per acre of green forage on good wheat ground. Provide a good seed bed, then drill the seed in thinly, four feet apart, covering slightly and firming down. Keep the weeds out until it gets a start. For dairy pasture it cannot be excelled. In the North, Salt Bush is an annual; farther south, a perennial. Two pounds of seed will plant an acre. The value of Salt Bush has never been appreciated and should be given more attention by farmers everywhere." Pkt., 10c; 1/4 lb., 30c; lb., \$1.00, postpaid.

Kaffir Corn. Grows 4 to 5 feet high. The stem or stalk bears numerous wide leaves. The stalks are brittle and juicy, not hardening like other varieties of sorghum. It makes excellent fodder, either green or dry, which is highly relished by cattle and all kinds of stock. The seed crop is also heavy, sometimes 50 to 60 bushels to the acre. For grain, sow in rows 3 feet apart, 3 to 5 pounds of seed to the acre. For fodder, sow 1/4 to 1 bushel either broadcast or in drills. Get the latest price from your dealer or write to us if he will not supply you with our seeds.

Sudan Grass.

This grass was introduced by the Department of Agriculture and it has been tested at several experiment stations. Prof. A. C. Army of the Minnesota Experiment Station writes us as follows:

We have experimented with Sudan grass quite extensively for the past two years. As far as I can see at the present time, it looks as though Sudan grass could well take the place of Millet or any other annual hay crop. If sown about May first at the rate of thirty-five to forty pounds per acre, it may be cut some time in July just before heading out. This gives time for a second growth to reach the stage where it can be used for pasture or cut for hay. From the fact that Sudan grass may be used to produce two crops per year from a single seeding, it looks to me as though it should be preferable to Millet.

This does not mean that Sudan Grass will replace Timothy or Clover but will doubtless compete with Millet wherever that is now grown.

Sudan Grass belongs to the Sorghum family. It is an annual, lacking underground root stalks. Two cuttings can be obtained under favorable conditions, and growers near Minneapolis report two big crops last season. The yields vary from 1 to 8 tons of cured hay per acre.

Sudan Grass when seeded broadcast or in drills averages about 3 to 5 feet in height and has stems a little smaller than a lead pencil, being about three-sixteenths of an inch in diameter. If grown in rows and cultivated it reaches a height of 5 to 9 feet, and the stems are larger than usual, being about one-fourth of an inch in diameter. The panicle is loose and open.


Sow Sudan Grass after the soil has become warm, about corn-planting time. It may be drilled from one-half to one inch deep. For seed production, sow 6 lbs. per acre in rows and cultivate. When broadcast, sow 16 to 24 lbs per acre. It may be cut with a mower or binder.

Special folder will be sent on request in which Sudan Grass is fully described, its cultivation and uses being outlined in detail.

Ask your dealer for prices or write us if he will not supply you.



The Mower Is Well Adapted to Harvesting Sudan Grass for Hay



A Field of Canada Field Peas. Four feet high at time of blossoming.

FIELD PEAS

PRICES. For prices on Field Peas ask the dealer who sells Northrup, King & Co.'s seeds, or write to us. Prices on field and grass seeds subject to market changes.

"Peas could be made to bring more nitrogen to the soils of this country every year than is now purchased annually by the farmers at the cost of millions."—Year book of the U. S. Department of Agriculture.

The above statement, coming as it does from a reliable source, gives the progressive farmers of this great Northwest something to think about. Grain has been grown year after year on many farms, sapping the life and fertility of the soil. Here is a crop which is not only profitable but will return to the land the much needed nitrogen. Peas are second only to Clover in their soil enriching properties and can be grown under almost any condition of soil or climate. There is always a ready market for Peas, or they can be profitably ground and fed to stock. The vines make rich, nutritious hay. If fed to milch cows, when green they increase the flow of milk. Peas are a paying crop and can be profitably planted in many ways. First. When sown alone about three bushels are required to the acre. They can be matured and threshed when dry. The yield will vary from 30 to 60 bushels an acre.

Second. Peas and Oats are frequently sown together, using 1½ bushels of peas and 2 bushels of Oats an acre. By so doing a double crop can be secured. They can be threshed at one time and readily separated in cleaning.

Third. They can be sown alone or with Oats and fed green. It is surprising the amount of fodder which is produced in this way. If sown together, sow Peas first and plow under four inches; then drill in the Oats.

Fourth. For plowing under when Peas and Oats are sown together and each are "in milk," they are nearly equal in value to Clover, used in the same way, to enrich the soil.

Golden Vine Field Peas. Yellow. Height of vine, 3½ to 4 ft. A fine, vigorous variety. This strain is especially desirable on account of the heavy yield. On good soil it gives a very heavy crop and yields fairly well on land so poor as to be otherwise non-productive.

Canada Field Peas, Yellow. Height of vine 3½ to 4 ft. This is a standard variety of Field Peas and needs no special description. This variety is extensively grown in Canada, Wisconsin and other Pea growing sections, and has a large sale, not only for agricultural purposes, but for use in soups. It is also fine for pigeons and poultry.

Canada Field Peas, Green. Height of vine 3½ to 4 ft. Of the same general character as Canada Yellow Field Peas. Used for the same purposes, but the seed is green in color instead of yellow.


Scotch Peas. Grown largely for early green forage. Foliage is more rank and abundant than Canada Peas. Sow one to one and a half bushels per acre with Oats for support.

VETCH

Sand or Winter Vetch. (*Vicia Villosa*.) Sometimes called Hairy Vetch. This is a very valuable forage plant and is rapidly becoming more popular each year as the farmers of this country are learning more of its great value. It is very hardy, is valuable as a winter cover crop to prevent leaching, and for forage and fertilizing purposes. It is an annual, but re-sows itself and will come up year after year on the same ground. It succeeds well on nearly all soils and thrives surprisingly on poor, light land and will endure extremes of drought, heat and cold. It improves the soil, being a great nitrogen gatherer. The roots bear innumerable nodules of nitrogen-gathering bacteria. These take the nitrogen from the air and restore it to the soil where it is so much needed. It belongs to the Pea family, but the vines are much longer and the foliage is more abundant. The vines in the illustration were from the second crop and measure five feet and seven inches in length. These plants were grown within a few miles of Minneapolis, on the farm of Mr. James J. Hill. It may be sown either in the Spring or Fall with about half a bushel of Rye or Oats for support. It grows rapidly and is particularly valuable in sections where Clover does not thrive. In the North it remains green all Winter under the snow and it is invaluable for early pasturing or soiling. The Department of Agriculture estimates the value of an acre of this Vetch plowed under equal to commercial fertilizer at the rate of from \$16 to \$40 an acre. When sown in August or September it covers the ground before frost and prevents leaching of the soil during the Winter and Spring. When sown in April or May it can be cut in July, the second growth affording excellent pasture during the Summer. The yield of green fodder is from twelve to twenty tons an acre. This may seem to be an exaggerated statement but when the amazing stooling propensities of this plant are taken into consideration the yield is readily accounted for. As many as twenty long vines spring from each root. When raised for hay it should be left standing until some seeds have become well formed. We especially urge farmers of the Northwest to try Sand or Winter Vetch. Not only does it produce an enormous amount of very valuable feed, but it at the same time restores to the soil a great amount of fertility which is so much needed. It will not disappoint. Plant at least an acre this season. 50 to 60 pounds of seed required to the acre. Get the latest price quotations from the Northrup, King & Co. dealer. Name on request.

Spring Vetch. Known also as Tares, English Winter Vetch, Oregon Winter Vetch or Common Vetch. Used for the same purpose as the Sand Vetch but must be planted in the Spring wherever the Winters are severe as this variety is not so hardy as Hairy Vetch. It succeeds wherever Canada Field Peas thrive. If sown alone, use 60 lbs. of Vetch per acre and if with Oats, 60 lbs. of Vetch and 40 lbs. of Oats are usually seeded.

Spring Vetch thrives in a well-drained soil, doing best in loams or sandy loams though excellent crops are grown both on sandy and gravelly soils. On poor soils special care should be taken to provide thorough inoculation. (See page 88 for "Nitragin.") It is adapted to a variety of uses such as hay, green feed, pasturage and green manure. Any dealer who handles Northrup, King & Co.'s seeds can quote latest prices and supply you with Vetch seed or obtain it from us as long as our stock lasts. If your dealer will not supply you, write directly to us. Prices on field seeds subject to market changes. See page 88 for "Nitragin."



Winter Vetch, Second growth.
5 ft., 7 in. long.

SOY OR SOJA BEANS.

Valuable for silage, hay, for hogging off and as a soil improver. They resemble the navy bean in appearance but grow considerable taller. When planted with corn for silage the total yield per acre is increased and the feeding value of the silage improved. For hay they are valuable as an emergency leguminous crop where clover has been winter killed; equal to clover in feeding value and one of the best annual clover substitutes. The beans are approximately equal to oil meal in feeding value, making one of the best crops for hogging down either alone or with early corn. For an annual crop, Soy Beans are excellent as a soil improver, especially on sandy soil. Like clover they gather nitrogen from the air.

Culture. For silage, the usual amount of corn is planted and Soy Beans added at the rate of 10 lbs. per acre. Seed may be mixed in the planter box and stirred at each row end or planted in separate boxes. The two crops may be grown separately and mixed in the silo cutter three loads of corn to one of Soy Beans. The beans should be almost ripe when cut.

For hay, plant 60 to 90 lbs. per acre in rows 20 to 36 inches apart. Harvest when pods are well filled and leaves commence to turn. Allow to wilt in swath then rake up and place in small cocks. Curing sometimes requires several days and should be thorough. Soy Beans drop their leaves quite easily and should be cut before any number have fallen. They should be handled as little as possible to retain the most leaves.

For hogging off, plant 30 to 60 lbs. per acre in rows 20 to 42 inches apart. 20 inch rows can be made by straddling every other row with the corn planter. As soon as the beans are mature turn in the hogs to harvest the crop. Soy Beans and Flint Corn mixed make a better ration.

Wisconsin Pedigree or Early Black Soy Beans (Northern Wisconsin Grown).

The leading extra early variety, improved and recommended by the Wisconsin and Minnesota Experiment Stations. Our stock is grown under our own supervision north of Minneapolis, in Wisconsin, from seed secured from the Wisconsin Station. There are late southern grown varieties of black Soy Beans which should not be confused with the Wisconsin Early Black. Be sure to get the genuine extra early variety. They grow from 18 to 39 inches high and mature in 65 to 75 days. They are one of the best yielders of beans and best suited for hogging down.

Chestnut. (Northern Grown).

This variety is not quite so early as the Black, therefore is better adapted for culture in Southern Minnesota, Wisconsin and Iowa. Chestnuts produce a larger crop of hay of higher quality and are better for silage purposes, than the Blacks. As with most of the yellow and brown varieties, care must be exercised in harvesting to retain the leaves. Selected and introduced by the Minnesota Experiment Station.

Ito San. (Northern Grown).

An early variety maturing two weeks after Early Black but at the same time as Chestnut. It grows 28 to 33 inches in height, has fine stems but is of erect growth. A fine variety to sow with corn for silage.

Soy Bean Folder.

To those who are interested will be sent on request a special folder on Soy Beans which tells of the profitable uses to which this valuable variety may be put. It also gives cultivation and suggestions for harvesting.

CLOVER SEED.

Prices. The Clover Seed market is so unsettled that we are listing no prices on Clover in our catalogue. For prices on all varieties, ask the nearest dealer to you that handles our line of branded Clover seed. If no merchant in your vicinity handles our seed write us and we will see that you are supplied.

Medium Red Clover. This is regarded as the most valuable of the Clover family. It is sometimes called June Clover and is a dependable all-round variety for farmers and stockmen. It makes two crops each year. The first is usually cut when it is in blossom for hay; the last crop may be harvested for seed, cut for hay, or plowed under to add fertility to the soil. It may be sown either in the Spring or Fall, and where no other grasses are used, at the rate of 10 to 12



Alsike Clover. Valuable for Both Pasture and Hay, Especially in Combination with Timothy.



Single Plant of Soy Bean, Showing Prolific Yield of Leaves and Pods.





pounds to the acre, according to quality of seed used and condition of the soil. Clover adds greatly to the fertility of the land on which it is grown. It does not exhaust the soil, but enriches it. It pays always to buy the best quality of Clover seed which can be obtained. Even though the first cost is twice as much as cheaper seed, it will be found in the long run that inferior seed is the most expensive, not only on account of less hay or seed being produced from it, but from the fact that one's land becomes infested with weed seeds which decrease the value of the land.

It has been demonstrated time after time that crops following a growth of Clover are larger and of better quality than when grown on land which has produced the same crop for a series of years. Clover should be rotated with grain crops every three to five years. The small nodules or bacteria which cling to the rootlets possess the power to draw the nitrogen from the air and store it in the soil where it is most needed and where it can be drawn upon by subsequent crops. It is well to sow Clover with every crop of hay. It serves to keep the ground free from weeds, restores fertility, and may be pastured in the Fall, or will repay the grower even if put to no other use than to be plowed under as a green fertilizer. Sow 10 to 12 lbs. of seed per acre. For price, see merchant's who handle our seeds or write us.

Mammoth Red Clover. This is grown largely for pasture soils. It makes good hay if cut soon enough although it has a coarser stem than the Medium Red Clover. Mammoth Red Clover supplies fine grazing for stock. It sometimes yields more seed than Medium Red Clover. Being a rank grower, it is very valuable for fertilizing purposes. The foliage, flower and stem are darker in color than the Medium Red Clover. It ripens later, and makes only one crop. Especially valuable on light, sandy lands. Eight pounds of Sterling brand seed are sufficient to sow an acre.

Alsike or Swedish Clover. This is one of the hardiest varieties known. It is perennial and does not winter kill. It will do better on moist land than any other variety of Clover, and is suitable for either hay or pasture. When sown with other grasses, it forms a thick undergrowth and greatly increases the yield. It is frequently sown both with Medium Red Clover and with Timothy, and the quality of hay thus produced is excellent. It is fine-stemmed and leafy and thus is quickly cured. It makes a very profitable seed crop in many sections of the Northwest. Sow 8 to 10 lbs. per acre.

White or Dutch Clover. A low, close growing Clover; round white heads, very fragrant. Very desirable for beautifying the lawn. It will stand close cutting and very rapidly throws up an abundance of leaves and blossoms. It is usually better to sow with other grasses. Does well on most any soil. Prices will be quoted by your dealer who handles our line or write us if no merchant is convenient.



THREE RELIABLE BRANDS And What They Mean to You.

The three brands illustrated here were adopted for the protection of our customers. It will be to your interest to know them. Wherever you see a bag branded with one of these designs you can rely upon the quality of seed it contains, whether it is Clover, Timothy, Alfalfa Blue Grass or any other variety.

These brands are being advertised throughout the Great Northwest and people are demanding grass and field seeds bearing one of these trade marks. All three brands are registered in the U. S. Patent Office.

Why run the risk of sowing unknown seed of doubtful purity and germination when you can procure such dependable seeds as these?

Following is a brief summary of what these three brands stand for.

Northrup, King & Co.'s Sterling Brand Seeds.

For those who want the best. Unexcelled for purity, germination, plumpness and color. Look for the Sterling trade mark.

Every bag of Grass or Clover seed put out by us under the name Sterling, will be sold only in our branded bags—every package bearing our name, our trade mark, and marked with a special stock number. None other is genuine. As the contents of a bag cannot be identified once it has been opened, purchasers should always insist on getting our original packages.



Northrup, King & Co.'s Northland Brand Seeds.

The greatest value for a reasonable price, of uniformly superior quality, carefully selected for high purity and strong germination. The Northland Goose is on every bag.



Northrup, King & Co.'s Viking Brand Seeds.

Lowest in price, consistent with dependable quality. Strictly re-cleaned and tested for purity and germination. Every bag branded with the Viking ship.



Our Prices. Please Read Carefully.

In order that you may have this catalogue as early as possible in the season we are preparing this part before the market has been established on Grass and Clover seeds.

For this reason we are unable to quote prices on the following pages, but all items will be offered through dealers who handle our seeds.

It is well to keep in touch with the dealer near you who sells Northrup, King & Co.'s seeds. He can keep you informed on latest prices and supply you with your selection of our reliable brands of hardy, productive varieties.



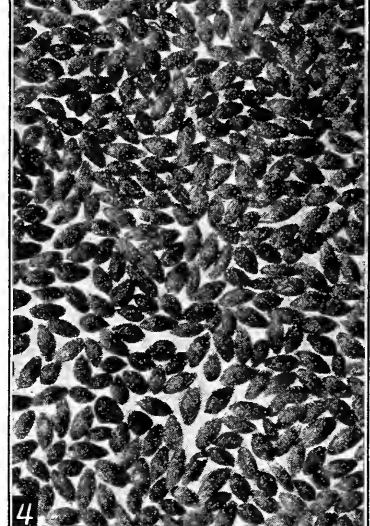
Many varieties of seed are short this season and we urge everyone to order early while it is possible to select the kind he needs and before stocks are depleted or sold out entirely. You will obtain a distinct advantage if you plan as soon as possible all the crops you intend to grow and arrange at once for the best seed. Thus you can be sure of having what you prefer to use at planting time. If you wait till the last minute you may not be able to get the kind of seed you want, in time for sowing.

Get samples of our dependable brands from your dealer or from us and examine them carefully. Note the high percentage of purity and germination. Order your entire seed supply early.

It is always profitable to plant reliable seed but this season more than ever before it is necessary to be as sure as possible of the seed you plant. A very large percentage of our customers now purchase our Sterling brands of Grass and Clover exclusively, and will not have any other. They have found it to their interest to pay a little more for this brand and be absolutely assured that they are getting as fine seed as money can buy.

What the Microscope Reveals.

The photographs shown on this page are all magnified several diameters to demonstrate more clearly that which is not fully understood by those unfamiliar with the handling of Grass and Clover seed. The pictures numbered 1, 3, 5 and 7 are Northrup, King & Co.'s Sterling Brands of Medium Red Clover, Timothy, Alsike Clover and Montana Alfalfa respectively. It will be noted how pure and plump are these brands of seeds. On the other hand, the pictures numbered 2, 4, 6 and 8 are ordinary grades of seeds commonly offered on the market. The magnifying glass readily detects the weed seeds of all kinds, broken sticks and straws, immature, brown and shrunken seeds, dirt and refuse which are not only of no value, but prove of considerable loss and harm. These impurities pass by unnoticed until placed under the microscope. To avoid the sowing of doubtful quality seed on your land and to receive real value for your money, it is always good judgment to purchase one of our three reliable brands.



SWEET CLOVER

Alfalfa's Twin Sister

IMPORTANT FACTS ABOUT SWEET CLOVER.

1. A great soil improver, both during and after growth.
2. Will grow on nearly all soils in the northwest.
3. May be grown either with or without a nurse crop.
4. Easier to get started than Alfalfa.
5. Makes a good crop on soil too poor to grow other plants.
6. Makes good hay and pasture.
7. All kinds of stock soon learn to relish it.
8. Produces heavy seed crops in all sections.
9. Feeding value equal to Alfalfa.
10. Starts early in the spring, grows all summer and until late in the fall.
11. Does not bloat cattle and sheep like Alfalfa.
12. Roots are soft, easily inoculated and decay rapidly.
13. A biennial legume, fits well in rotation.
14. As green manure will add more plant food than any other crop.
15. Will smother nearly all kinds of weeds.
16. Will prepare heavy, wet alkali land for other crops.
17. An excellent bee pasture, making white honey.
18. Will grow where other Clovers will not, both on low, wet alkali land and on dry, stony, sandy or gumbo soils.

Sweet Clover is an erect biennial plant with woody stems, the first season growing 1½ to 3 feet high and developing a large root, in which is stored food material for the second season's growth. The growth the second season usually reaches a height of 4 to 7 feet. It bears flowers and seed the second season and then the plant dies, so it is readily controlled by cutting before it goes to seed, which will prevent any seed being self sown.

The young growth of Sweet Clover is very succulent resembling Alfalfa but it is more stemmy and has a strong fragrant odor.

USES

On hillsides that wash badly, Sweet Clover is very valuable, as the great roots push down and help hold the soil in place. Sometimes it is difficult to establish it on bare, steep slopes, in which case transplanting the young plants may be required.

Adds Humus to Soil. Many soils are lacking in humus or vegetable matter. Humus tends to make soils black and gives them the "rich" appearance of fertile garden earth. Humus makes soils mellow and lightens heavy soils, as well as increasing the ability of soils to hold water. The roots of Sweet Clover are so large that they supply considerable humus to the soil but if much is wanted it would be well to plow under some of the top growth, too. Whenever any heavy growth is plowed under for a green manure, it usually requires several months for this to decay and settle enough to make the soil right for the following crop. Some growers report extra large yields of corn and other crops following Sweet Clover.

The Kansas Experiment Station writes that "Sweet Clover is a good crop to grow in a rotation, as it leaves the land in fully as good condition for succeeding crops as does Alfalfa."

The Montana Experiment Station says that this plant "seems to grow on stronger alkali ground than most other plants, and has considerable value as a reclamation crop on such ground."

Hay and Pasture. From many states come glowing reports of the value of Sweet Clover for hay and pasture. After acquiring the taste, stock often prefer it to other pasture. A farmer near Minneapolis experiences great difficulty in keeping his cattle away from it, as they frequently break down the fence to feed upon the tender growth before it is ready to cut.

It is usually possible to get one cutting of Sweet Clover the first year and two good hay crops the second; or hay and pasture, or one hay crop and one seed crop. It is a splendid feed, about equal to Alfalfa.

Where used for hay, it is best to have the field free from timothy or other grasses which would smother the lower eye sprouts. It grows from crown shoots like Alfalfa the first year. The first-year growth should be cut close to the ground just as soon as the crown shoots begin to show. The second-year growth comes from eyes or buds on the base of the old plant, not from crown shoots. So cut the first hay crop when the Clover is 22 or 23 inches tall, regardless of bloom. Set the cutter-bar to leave 4 or 5 inches stubble.

Rake quite green and put in small cocks. Second cutting should be made when the growth is about 23 inches and just beginning to show bloom. The second cutting cures quicker than the first, but does not shed water so well. Handle so as to save the leaves.

Seed. Sweet Clover produces seed abundantly—sometimes yielding five 60-lb. bushels or more of hulled seed per acre. The seed is produced by the second season's growth, but if the crop is left in possession of the field for several years, a crop of seed may be harvested each year. The largest seed crop is produced from the first cutting of the season, but a fair seed crop may be secured from the second cutting, especially if the first crop is cut rather early for hay and several inches above the ground.

When a seed crop is harvested enough seed usually shatters and falls to give a good stand the following year.

Bee Pasture. Sweet Clover makes splendid bee pasture, as it blossoms for many weeks during the second year of its growth.

CULTURE.

Sow the seed at the rate of 15 to 20 lbs. per acre, with a nurse crop of grain, or alone, in well prepared fields in April or May. Cover the seed very lightly. It may follow a cultivated crop by preparing the seed bed with surface-working implements. If the soil is plowed, this should be done several weeks before seeding. Sweet Clover requires a very firm, compact soil.



Two Plants of Sweet Clover. Note the Strong Crowns

It can also be grown on pasture or rough land by sowing on the surface in early spring when the ground is honey-combed with frost. Sowing on Wheat on the bare ground is a prevailing practice in some states.

Sweet Clover is a legume having the same bacteria on its roots that grow on Alfalfa. Consequently it supplies nitrogen to the soil and prepares the way for Alfalfa.

Some authorities advise inoculating Sweet Clover just as you would Alfalfa, by using soil from land where Sweet Clover is growing, or by treating the seed with "Nitragin", (listed on page 88). By either method one can be sure of having plenty of the nitrogen germs in the soil, which will tend to give the plants a good start. Wherever Sweet Clover grows wild, this is usually unnecessary.

Where to Plant. Sweet Clover is especially valuable for building up worn-out soils. It is not usually advisable to plant it where Red Clover or Alfalfa flourishes, as these crops are commonly more valuable to the grower. However, some farmers are planting Sweet Clover in preference to other crops for pasture.

It grows in a variety of soils—heavy, light, wet or dry, almost anywhere except in acid soil. But it does best on a firm, well drained soil which is rich in lime and delights in exposed subsoils and stony situations.

This plant frequently grows vigorously on lands too light to be adapted to the common farm crops; also on clay embankments from which the soil has been removed.

The Montana Experiment Station recommends it for improving Alkali soils. It is a splendid green manure crop for plowing under as it supplies so much humus and nitrogen to the soil. Growers report extra large yields of corn and other crops following Sweet Clover.

VARIETIES.

White Blossom or Bokhara. *Melilotus Alba*. This lives two years and then dies. It is the variety commonly referred to when "Sweet Clover" is mentioned and is the best for general use.

Yellow Blossom. *Melilotus Officialis*. This variety belongs to the same family as White Blossom Sweet Clover but is not so prolific in growth, the tonnage is a little less, is shorter in growth, but is from ten days to three weeks earlier.

The flowers are yellow instead of white. For bee pasture and fertilizing purposes, we believe it to be equally valuable.

Hubam. *Annual White Sweet Clover*. Great claims have been made as to the value of this annual variety. In our trial grounds it has not seemed to us that it possesses any greater merit for the North than the biennial variety.

Yellow Annual Sweet Clover. *Melilotus Indica*. A worthless variety which lives only one year. This should never be sown for any purpose. "Nitragin" for inoculating Clover will be found on page 88.

Prices. See the dealer in your locality who handles our seeds for prices on Sweet Clover. Values change during the season. It will be well to order early.

ALFALFA OR LUCERNE

FACTS ABOUT ALFALFA.

"There is no state in the Union in which Alfalfa cannot be successfully grown."

Alfalfa is more valuable than clover in many sections of the country, since wherever it flourishes it yields more per acre and is worth far more as a feed.

Alfalfa produces from 3 to 7 tons of hay to the acre.

It has as much protein as Wheat bran.

360 stalks have been grown from one seed.

It does not exhaust the soil, it enriches the soil.

It will grow 3 to 5 crops a year.

Alfalfa in money value is worth 45 per cent. more than other Clovers and 60 per cent. more than Timothy.

Ten milch cows can be fed on less than 2 acres by soiling.

One acre will pasture 20 pigs for 6 months.

Three pounds a day makes a full feed for fattening lambs.

Four to five pounds makes full feed for fattening aged sheep.

Thirty-five pounds makes full feed for fattening steers.

Sheep fed on Alfalfa will gain from 8 to 15 pounds in 75 days and will double with small grain ration added.

Lambs wintered on Alfalfa will produce one to two pounds more of wool than when on the ranch.

Fed to dairy cows Alfalfa maintains the flow of milk equal to June Grass. It can be chopped fine with corn meal. Such a mixture is worth more a pound than the original corn meal.

Many interesting facts in addition to the above might be cited about Alfalfa. It would hardly be possible to say too much about Alfalfa, it is a working plant which is changing the destiny of many farming sections.

"Its long, branching roots penetrate far down, push and crowd the earth this way and that, and thus constitute a gigantic subsoiler. These become an immense magazine of fertility. As soon as cut, they begin to decay and liberate the vast reservoir of fertilizing matter below the plow, to be drawn upon by other crops for years to come."

From its original home in Asia, Alfalfa has been carried to all parts of the world where agriculture is important. The name "Alfalfa" is Arabic for "the best fodder." It has been grown in the eastern states for 200 years and is now the staple, leguminous forage crop throughout the western half of our country. Alfalfa has been grown successfully in Minnesota for over fifty-five years. Descriptions of varieties suitable for this and other extreme climates are to be found on page 89.

Characteristics. One of the most important characteristics of Alfalfa is the long tap root, frequently extending fifteen or more feet into the soil. Unlike most farm crops, Alfalfa makes nearly all of its growth below ground the first season. The deep growing roots penetrate the sub-soils and bring to the top soil the phosphorus and potash stored below, making them available as plant food for the succeeding crop. After the great roots decay they form passages for air and water, besides leaving openings for the roots of the next crop.

As a soil builder, the Iowa Experiment Station claims that an acre of Alfalfa adds over twice as much nitrogen to the land as the average acre of Red Clover. Nitrogen is the most important element in the soil and the one most likely to give out. Alfalfa does not ask the farmer for nitrogen because it gets its nitrogen from the atmosphere.

Few general rules can be laid down for Alfalfa culture since different conditions require different methods. One must study the requirements of the plant and treat his land to meet these needs.

In order to find out in the shortest time what treatment any particular land needs, whenever doubt exists, it is well to plant quarter acre test plots, using lime on one plot, a liberal dressing of manure and lime on another, manure without lime on a third; no lime and no manure on the fourth, as a check on the first three. The method giving best results can be applied to a large acreage the succeeding season.

Where the preparation of the soil and time of seeding are important factors, the experiments can be made along these lines.

RULES FOR SUCCESS.

1. Plant in deep, loose, friable soil. If the soil is shallow the Alfalfa plant cannot utilize its deep-feeding root system and is likely to be choked out by surface-feeding weeds. The roots can, however, penetrate rather stiff, clay soils and sometimes go through hard-pan. Soils that are light on account of being sandy usually lack fertility, but this can often be corrected by the free use of manure. Good fields are sometimes found on heavy clay soils.

The seed bed should be fine on top, but well settled. It usually requires six weeks for plowed land to settle enough for seeding. The land should be disked and harrowed right after plowing. Then work it every ten days or two weeks until the seed is sown; this will insure sufficient moisture for germination. When late seeding is practiced, begin to cultivate as soon as the preceding crop is removed.

For some soils disking is sufficient. This is of course less expensive than plowing and it does not take so much time for disked land to settle as it does for the plowed land. The preparation must be uniformly good, as the poorly prepared spots are sure to fail and become weed centers later. Summer fallowing is often practiced in the semi-arid regions to conserve moisture for germination of seed at planting time and destroy weeds.

For sandy ground apply a light top dressing of straw or coarse manure just before seeding to prevent the soil from drifting, or sow the Alfalfa in a thin stand of small grain, such as barley.

2. The soil must be well drained. Alfalfa does not thrive where the water table is within six feet of the surface.

The land must be well drained, either naturally or by the use of tile or open ditches. Fine results have been obtained on drained bottom-lands. Land slightly rolling or nearly level and well drained is usually considered the best. Alfalfa is often killed by overflow from streams. During the growing period it will not usually stand more than twenty-four hours of complete submergence or forty-eight of partial overflow.

When sown on land with dry sub-soil, the roots penetrate for a few inches through the moist top soil and then reach the dry, hard sub-soil located perhaps at the bottom of the furrow slice. Being unable to penetrate this dry soil, the roots stop growing or run horizontally in the bottom of the furrow, thus forming only a shallow root system. To prevent this condition, either plow in the Autumn or else wait six weeks for the ground to settle before planting Alfalfa in the Spring.

3. Inoculation is necessary. Inoculation means putting or planting in the soil, nitrogen-fixing germs or bacteria without which the Alfalfa cannot flourish. Where Sweet Clover grows wild, in the field or along the roadside, artificial inoculation for Alfalfa may not be necessary as the same germs grow on the Sweet Clover as on Alfalfa and natural inoculation takes place. But there is no other plant which commonly grows wild in the North that can support the same germs as the Alfalfa. All the legumes including clover, peas and beans bear bacteria but a special kind lives on each plant. These germs on the Alfalfa roots form nodules from the size of a pin head to a pea.

There are several methods of inoculating Alfalfa seed but we recommend the use of Nitragin as priced on the bottom of this page.

Another form of preparation is to sow a few pounds of Alfalfa seed on the field two or three years before it is intended to seed a regular Alfalfa crop, putting it in with grain, clover or any other seed used. If this is undesirable it often pays to plant a small amount of Alfalfa six months to a year before the regular crop. Probably the seed carries a few germs, and in time these plants will often develop nodules.

4. Use Lime for soil acidity. Alfalfa will not grow where the soil is acid. This is often the case where corn and wheat have been raised for many years. A simple test for acidity is to make a deep cut in the ground with a knife, pressing the earth slightly apart, then push a piece of blue litmus paper (procureable at any drug store) into the opening, press the earth together and leave it for several hours. If the paper turns from blue to red it is proof of acidity. This test should be tried in several parts of the field.

Lime is the principal material needed to sweeten acid soils. It is also as necessary for plant growth as nitrogen or phosphorus. If agricultural lime does not cost over \$3.00 per ton it is better to use it than burned lime which is caustic. Up to two tons per acre of caustic lime, if well distributed, is safe to use. If ground limestone is applied, it should be very finely ground and spread at the rate of 1500 to 3000 pounds per acre.

Lime is to be applied after plowing and thoroughly disked in, preferably some weeks in advance of seeding. It may be spread from a wagon with a shovel, or with a manure spreader or broadcast grain seeder. There is little danger of using too much lime.

5. The land must be free from weeds. Young Alfalfa plants are very tender and are likely to be killed by weeds during their early stages of growth. On this account the land should be as free from weeds as possible. Raising a cultivated crop or a crop like clover, which naturally prevents weed growth, will help to check weeds. If a weedy soil must be used, plow the land several months before seeding the Alfalfa and destroy the weeds as they appear by frequent harrowings. Weeds are especially harmful to spring-seeded Alfalfa, so for this reason spring seeding should be avoided in some sections.

6. Selection of seed is most important. Poor seed is a primary and great cause of a poor stand. In buying Alfalfa Seed the highest priced seed is often the cheapest. The loss is much greater in using seed of poor quality, than the difference in cost of the seed. This loss comes from the labor thrown away, the stands lost and yields sacrificed by its use, as well as the final expense in getting rid of the weed seeds introduced.

If seed germinates poorly, one must either plant more seed or expect a thin stand. Small, shrunken seed will not produce vigorous plants. Weedy seed means the introduction into the field of plantain, dodder, thistle, mustard or some other pest, ready to take advantage of the fine fertile soil and undo the work of two years' preparation.

Our Sterling Brand Alfalfa is as plump and fine colored seed as grows. It is selected from the best seed produced and must comply with our standards of purity and germination.

7. Sow the seed so it will be covered. Alfalfa Seed must be covered, not sown on the surface, as is sometimes done with grasses and clovers. It may be planted with drill or seeded broadcast by hand, hand seeder or wheel barrow seeder. It is advisable to sow half the seed one way across the field and the other half at right angles to secure an even distribution.

Depth of planting depends upon the soil. Covering three quarters to one inch deep is usually sufficient on clay soils, but one and one-half inches deep is required on sandy soil, or in the semi-arid sections. When sown broadcast, a light harrow, weeder or brush is used to cover seed.

8. Use plenty of seed. Much more seed is required in the humid sections of the country than in the semi-arid and irrigated districts. Good stands from five pounds of seed per acre are not rare in the West. For the central and eastern states ten to twelve pounds per acre is the usual amount and this may be increased to twenty pounds if it is necessary for the Alfalfa to cover the ground from the start, to prevent weeds from becoming established. The quantity to sow will also depend upon the condition of the soil as to moisture, the weather conditions and seeding method employed. With land prepared by sowing a few pounds of seed six months to a year preceding, with a heavy application of stable manure plowed under six months before, perfect soil preparation, normal moisture, clean seed of high germination—10 pounds of seed per acre should be sufficient.

9. Using a nurse crop often advisable. Weeds are likely to prove troublesome for Spring seeded Alfalfa unless the ground is clean from previous cultivation. A nurse crop helps to check the weeds until the Alfalfa Seed starts. The nurse crop takes some of the moisture and plant food from the Alfalfa and shades it. But it gives the advantage of planting the Alfalfa with little additional expense, except the cost of the seed. Moreover by this method it is not necessary to give up the use of the land for a whole season to get the Alfalfa established.

Barley, wheat or rye are better for a nurse crop than oats. Oats require more water and give too much shade. Do not sow Alfalfa seed with the grain, but plant each separately. Reduce from one-third to one-half the regular rate of grain seeding when using it for a nurse crop.

Our Alfalfa Booklet describes further treatment for the successful growing and handling of Alfalfa.

Nitragin

The Pure Culture system of inoculating legumes is endorsed and recommended by U. S. Government authorities, by state experiment stations, by practical farmers and other agricultural experts in every section.

There is a special strain for each legume, including Alfalfa, Red Clover, White Clover, Alsike Clover, Cow Peas, Soy Beans, Vetch, Garden Peas, Garden Beans, and all other legumes. In ordering be sure to name the crop to be inoculated.

Price. Garden size for peas, beans and sweet peas, per can, 15c. For field crops, ½ bu. size can, 55c; 1 bu. size can, \$1.00. F. O. B. Minneapolis. Postage and express extra. Parcel Post, 10c per bu. can extra. Order Nitragin Pure Culture with your seed.

ALFALFA SEED

Sow 10 to 12 Pounds per Acre.

All prices on grass and field seeds are subject to market changes. Ask your dealer for latest price or write to us.

Northrup, King & Co.'s Sterling American



Grown Alfalfa. For our Sterling Brand Alfalfa we obtain as plump and fine colored seed as grows. This seed is selected from the best seed produced. We will be glad to send a sample to any one about to purchase. When writing for sample, state quantity of seed you wish to buy, 10 to 12 lbs. are usually sown to the acre. The demand for Alfalfa has been increasing from year to year. It is desirable, therefore, that orders be sent in promptly. Values on all grades will be quoted by your dealer who handles our brands of Alfalfa Seed or write us and we will give you the information.

Northrup, King & Co.'s Sterling Brand. } Prices on all brands of Alfalfa
 Northrup, King & Co.'s Northland Brand. } quoted by your dealer
 Northrup, King & Co.'s Viking Brand. } or by mail.

Northrup, King & Co.'s Sterling Dakota



Grown Alfalfa. Experiment stations and other authorities all agree as to the advantages of northern grown Alfalfa seed. Even when the seed originally sown was not especially cold-resistant the more tender plants are soon eliminated, leaving the hardier plants to produce seed. Seed from such fields is always preferable for northern planting to seed produced farther south.

Our Sterling Dakota Grown Alfalfa is especially recommended for northern planting. This seed comes from long established fields. It is splendid, plump and fine colored. Our seed was grown at an altitude of between three and four thousand feet, where the rainfall rarely exceeds eight inches per annum. The temperature reaches both extremes, exceedingly hot and dry in Summer and down to 30 to 40 degrees below zero in Winter, with little or no protection by snow. Plants which survive these rigid tests are very hardy plants and the seed produced from these fields inherits the vigorous tendencies of the parent plants.

Northrup, King & Co.'s Sterling Brand. } Prices on all brands of Alfalfa
 Northrup, King & Co.'s Northland Brand. } quoted by your dealer
 Northrup, King & Co.'s Viking Brand. } or by mail.

Northrup, King & Co.'s Sterling Montana



Grown Alfalfa. Montana produces a very fine grade of Alfalfa. The seed is usually exceptionally large and of high germination. Montana grown Alfalfa is extremely hardy and some prefer it to seed from any other locality. Our seed is obtained in those sections where plants have endured the extreme cold of Winter and thrive in high altitudes.

Not only has our experience of several seasons demonstrated the superiority of this seed under adverse climatic conditions throughout the entire Northwest, but more recent experiments of both the Minnesota and North Dakota Agricultural Stations have established the superior hardiness of Montana grown Alfalfa.

Northrup, King & Co.'s Sterling Brand. } Prices on all brands of Alfalfa
 Northrup, King & Co.'s Northland Brand. } quoted by your dealer
 Northrup, King & Co.'s Viking Brand. } or by mail.

Alfalfa Booklet. This booklet is sent to our customers without charge if asked for. It contains information of importance to Alfalfa growers everywhere and will help you succeed with this crop. It gives the best methods of preparing the land, seeding, inoculating and caring for the crop, based on the experiences of successful growers in the Northwest.

Dry Land Alfalfa. The extension of Alfalfa growing into the regions of limited rainfall has created a demand for Alfalfa seed especially adapted to those conditions. Seed which has been produced from Alfalfa grown on dry land and without irrigation is of course much preferable for dry land culture to seed produced under irrigation or normal rainfall. It is not always possible to obtain seed grown under these conditions, but we have succeeded in purchasing a limited amount of fine seed which is offered only until our stock is exhausted. The Alfalfa we offer as Dry Land is all its name implies. It was grown under severe conditions of low temperature in Winter, usually with little or no covering of snow, and hot weather in the Summer.

In case we do not have Dry Land Alfalfa when your order is received, we suggest that you state on your order the variety we may substitute in its place to the value of the money you send us; or, in the absence of these instructions, we will promptly refund your money if we do not have what is wanted. We never substitute without the consent of the purchaser. Price quoted by dealers who handle our brands of Alfalfa seed. Please advise number of acres you intend to sow.

Turkestan Alfalfa. This variety has been satisfactory in many sections and has become quite popular. In consequence over six million pounds of Turkestan Alfalfa seed are imported annually to the United States. This seed is grown on the high table lands of central Asia where the days are hot and the nights cold. It has been successfully grown for years in this country. The Minnesota Experiment Station reports that Turkestan Alfalfa has given good results in Minnesota. A successful Alfalfa grower has had years of experience in raising Alfalfa near Minneapolis where a temperature of 20 to 30 degrees below zero almost every Winter tests the hardiness and vigor of all plant life. Not only low temperatures, but dry winds and little snow protection make winter conditions even more severe here. This grower reports great success with Turkestan Alfalfa and usually secures three cuttings of hay annually after his Alfalfa fields become established. Price will be quoted by our dealers on request. Please advise number of acres you intend to sow.

Grimm Alfalfa. Bulletin 209, U. S. Dept. of Agriculture, records that Grimm Alfalfa was introduced into Carver County, Minn., in 1857, by Wendelin Grimm, an immigrant from Europe. His original lot of seed, which did not exceed 15 or 20 pounds, was sown in the spring of 1858. Several years passed before sufficient seed was raised to afford opportunity for distribution. The Minnesota Agricultural Experiment Station took up the subject and efforts were made to extend Grimm culture. In 1905 the U. S. Dept. of Agriculture began to experiment with this variety and since then it has been grown in comparison with a large number of varieties and strains and in practically every case has proved itself equal, if not superior, to any of these in hardiness. Grimm Alfalfa is particularly recommended for the northern part of the Great Plain region and all parts of the Northwest where little protection is afforded by snow. It has also proved better able to survive the winters in the colder portions of the country, where winter killing is a serious factor. Dealers handling our seeds will quote prices on request.

Nitrugin.

These inoculating bacteria are shipped in ventilated tin boxes, which never break. Germs must have air and moisture. The contents of the cans look like a deep rich soil. It is clean and wholesome. It is practical as soil is the natural home for nitrogen gathering germs. When ordering be sure to mention the name of the legume that is to be inoculated, Alfalfa, Red Clover, Alsike Clover, Sweet Clover, Soy Beans, Vetch, Garden Peas, Garden Beans or some other. Prices are named on the bottom of the opposite page.



Alfalfa Hay in the cock. Land values are sure to increase, where three crops like this are cut each year.

TIMOTHY SEED.

Timothy is the best known, most extensively sown and one of the most profitable grasses grown in this country. Having a large bulk of stems, with few leaves, the hay wastes little in transportation. The grass stands up well, the hay is easily cured and heavy for its bulk.

Timothy is very easily established, the seed is inexpensive, and easily sown. It starts rapidly and often yields its best crop the year after sowing. It is extremely hardy, enduring extremes of heat and cold. It does best on moist, clay soils.

Characteristics. This grass has shallow, fibrous roots, growing in stools and never forming a compact sod. Timothy increases by multiplication of bulbs, just as some onions do. These bulbs, at the base of the stalk, store food for future plant growth. As the plant ripens, nourishment is stored in these bulbs as well as in the seeds. If Timothy is cut too early, the bulbs are weakened and the stand decreases. These bulbs also increase and store up nourishment in the Fall while the aftermath is growing; therefore it is likely to injure the meadow seriously if it is pastured in the Fall. It should never be pastured unless the aftermath is unusually heavy due to a wet Fall.

Timothy rapidly exhausts the soil nitrogen and so the meadows are greatly improved by a dressing of stable manure or other fertilizer. The latter should contain a

large amount of nitrogen. Clovers grow well with Timothy and aid it by supplying nitrogen. Medium Red Clover makes a good combination with it and together they form the standard crop for a mixture of Timothy and Alsike, see below.

Timothy is useful for seeding mountain pastures on ranges in moist areas. It is not suited for a permanent pasture as it will run out in the course of a few years. It is, however, well adapted to early Spring grazing as it starts up quickly in the Spring before Blue Grass. The largest crops of hay are raised on rich land. It is not suited for light, sandy soils so well as other grasses.

Seed Selection. The most important point in the growing of Timothy is the selection of good seed. Poor seed, besides containing weed seed, will not all grow. That which does germinate is weak and produces few stalks and seed heads. It should not take an intelligent farmer long to figure the wisdom of investing his time and money in reliable seed, and that means Northrup, King & Co.'s "Sterling" Brand. Only ten pounds of this brand required to the acre when own alone.

Prices. Owing to the unsettled conditions of the market we are not quoting the price of Timothy in this catalogue. Values change from day to day and to secure latest prices ask your nearest dealer that handles our brands of Timothy Seed. If no merchant near you has our line, write to us and we can supply you.

ALSIKE CLOVER and TIMOTHY MIXED.

Where Alsike Clover and Timothy are grown together, and the seed is saved therefrom, it is impossible, in cleaning, to make a complete separation of the two.

On this account we purchase the seed for less money and we can sell it for less than would be the case if a perfect separation could be made.

Those desiring to sow Alsike and Timothy together can save considerable money by buying the seed of these two varieties together as originally harvested.

The Minnesota Experiment Station recommends using Alsike in all Timothy and Medium Red Clover mixtures. The Alsike tends to increase the forage crop and in addition will replace the Red Clover as the latter begins to die out, since the Alsike is a hardy perennial and does not easily winter kill. Alsike and Timothy hay is much richer in feeding value than Timothy alone and will flourish on soils too moist for clover. Alsike is suitable for either hay or pasture. It is finer and more leafy than Medium Red Clover and cattle prefer it. Sow 12 to 15 lbs. of the mixture per acre. For prices ask the dealer in your vicinity that handles our seeds or write to us.

PERMANENT MEADOW AND PASTURE MIXTURES

We ask purchasers to observe that we are able to offer the following mixtures at reasonable figures, only from the fact that we make up large quantities before the commencement of the season, therefore nothing can be taken out. In all these mixtures we are introducing small quantities of Alfalfa seed with the idea of inoculating the land with the Alfalfa bacteria. We shall be glad, to make estimates upon any special mixtures desired by our patrons. Our recommendation for quantity to the acre is fixed on the basis of good, fair seeding.

Mixtures for Permanent Meadows

No. 1. For dry and high land. Contains Red Top, Medium Red, Mammoth Red and Alsike Clovers, Alfalfa, Timothy, Orchard Grass, Perennial Rye Grass, Meadow Fescue, Hard Fescue, Canada Blue Grass, Kentucky Blue Grass and Slender Wheat Grass. Sow 20 to 30 lbs. to the acre.

No. 2. For good land neither too wet nor too dry. Contains Orchard Grass, Medium Red and Alsike Clovers, Timothy, Meadow Fescue, Perennial Rye Grass, Hard Fescue, Sheep's Fescue, Alfalfa, Kentucky Blue Grass and Red Top. Sow 20 to 25 lbs. to the acre.

No. 3. For moist and wet land. Contains Red Top, Timothy, Alsike and Medium Red Clover, and Tall Fescue. Sow 20 to 25 lbs. to the acre.

Mixtures for Permanent Pastures.

No. 4. For good high and dry land. Contains Orchard Grass, Hard Fescue, Sheep's Fescue, Timothy, Perennial Rye Grass, Medium Red, Mammoth Red and White Clover, Kentucky Blue Grass, Canadian Blue Grass, Meadow Fescue and Alfalfa. Sow 25 to 35 lbs. per acre.

No. 5. For good land neither too wet nor too dry. Contains Orchard Grass, Sheep's Fescue, Timothy, Perennial Rye Grass, Red, Alsike and White Clover, Alfalfa, Kentucky Blue Grass and Red Top. Sow 25 to 35 lbs. per acre.

No. 6. Especially for prairie conditions. Contains Slender Wheat Grass, Canada Blue Grass, Kentucky Blue Grass, Red, White and Alsike Clover, Alfalfa and Bromus Inermis. 30 to 40 lbs. per acre.

Combination Grass and Clover Mixture

For Both Hay and Permanent Pasture

It affords enormous crops of hay of the finest quality and highest feeding value, and after this has been cut furnishes continuous and abundant pasturage of the richest and most nutritious character until Winter sets in. It will stand for years and may be used either for pasturage exclusively or hay and pasturage, as varying conditions may suggest.

Contains Mammoth Red, Medium Red, Alsike and White Clover, Alfalfa, Timothy, Kentucky Blue Grass, Meadow Fescue and Perennial Rye Grass.

We recommend at least 40 lbs. to the acre.

Brush Pasture Mixture.

The modern farmer and stockman does not dig grubs and stumps from brush lands, the expense of muscle and money is too great to warrant the cost. After the wood from such lands has been cut and sold, he seeds the field to tame grasses and Clovers which soon take possession of the soil, when it is pastured with sheep, horses and other stock. During the time of pasturing the roots and stumps will decay and thus the brush lands are made profitable from the beginning at very low cost.

Brush Pasture Mixture contains a variety of seeds such as Blue Grass, Red Top, Alsike, Red Clover and Alfalfa seed, etc., which will thrive on cut-over lands. If there is considerable brush on the land cut in July or August. Then sow the seed as freely as seems desirable.

Bottom Land Grass Seed Mixture.

Since the advent of county ditches, drainage canals and government projects for the reclaiming of thousands of acres of swamp land throughout our country, there has been a great demand for a grass seed mixture which will thrive on this class of soil. We recommend this mixture with full assurance that it will give satisfaction. Our trials have demonstrated this beyond a doubt. There is no tame grass which will grow in standing water, but on moist bottom lands good results will be obtained.



Typical heads from Northrup, King & Co.'s "Sterling" Brand Timothy.

GRASSES

Prices.

For prices of all Grasses ask your local dealer that handles our brands of grass and field seeds or if no merchant near you will get our seeds for you, write to us and we will see that you are supplied. Prices on field and grass seeds subject to market changes.

Some of the varieties listed below are very scarce this season so we suggest that you order early to avoid disappointment.

BROMUS INERMIS. (Awnless Brome Grass.)

This is a native of the Russian Steppes and thus is suited to a cold climate and dry soil. It is strongly recommended by the Kansas, Nebraska and North Dakota Experiment Stations. It is good for pasture, and in some places for meadow—where the conditions are favorable. Brome Grass makes a dense growth of leaves which start down close to the ground. Animals like it well for pasture. Sheep and cattle like it the best of any grass.

Brome Grass thickens up rapidly by underground roots or stems. A thin stand thus improves quickly. It forms a dense sod six to eight inches thick, thus binding the soil together and preventing it from being wind blown. It is one of the deepest rooted of cultivated grasses. The stems grow erect, attaining a height of four feet or more.

It is drought defying, frost resisting. Yields enormous crops of splendid hay. It adapts itself to almost every condition of soil and climate and to any use to which grass may be put, equaling in quality and rivaling in yield almost any other grass. The roots push through the soil and form fresh plants on every side. It starts from two to three weeks earlier in the Spring than native prairie grass and it keeps green in the Autumn longer than any of the useful grasses grown in the West. No amount of cold seems to be able to kill it. It bears up well under hot summer suns. It will grow under conditions that are very dry, and it can also stand being covered with water, not deep of course, for one or two weeks in the early Spring. It is an abundant producer of leaves and is much relished as pasture and hay. It is about equally nutritious with Timothy. To the country west of the Minnesota border it is probably the greatest boon that has come to it since buffalo grass began to grow. The worth of this grass to the Dakotas and Minnesota is beyond all estimate.

For prices see note above.

CANADIAN BLUE GRASS. (*Poa Compressa*.)

Resembles somewhat the Kentucky Blue Grass, but is shorter and more slender. It is grown very extensively in Canada and some parts of the United States. It will thrive even on hard clay soils, where there is not quite enough lime and fertility for Kentucky Blue Grass. It holds its color and freshness until snow comes. Canadian Blue Grass does not thrive when planted with Clover. Red Top and Orchard Grass are the best for mixing with it to grow on inferior soils. On good land it becomes tall enough for hay and as it shrinks very little in drying, the hay is heavy for its bulk. Grows from one to two feet high. Sow 30 lbs. of seed to the acre. See note on prices at top of page.

KENTUCKY BLUE GRASS. (*Poa Pratensis*.)

This makes the best, sweetest and most nutritious pasture for all stock. It is the first to start up in the Spring and remains green until snow flies in the Fall. It is very hardy and is uninjured by cold or dry weather, hot sun or tramping of hoofs. The roots are so thick and stout that they form a tough sod. Blue Grass requires about two years to get well started and for that reason it is often sown in mixture with other grasses. It will do well on almost any land. Sometimes called "June Grass."

Kentucky Blue Grass does best on well drained, clay soils. It is well adapted to open woodlands. As a pasture it is better liked than any other grass except Bromus or Meadow Fescue. It may continue to improve for ten to fifteen years as the plants spread with their underground root stalks. It is best sown with a mixture of Clover, Timothy, Meadow Fescue and Bromus, which will later be supplanted by the Blue Grass. It is not advisable to turn animals on to a Blue Grass pasture before the grass is strong. During hot weather do not let them graze it very close. Sow 20 to 25 pounds of "Sterling Brand" seed to the acre when sown alone.

We wish to call particular attention to the cleanliness of our Sterling Brand Blue Grass. We sell Kentucky Blue Grass at the lawful weight of 14 lbs. to the bushel. See note on prices at top of column.

ORCHARD GRASS. (*Dactylis Glomerata*.)

A valuable grass for pasture or hay land, and on account of its earliness is very valuable for a permanent pasture. It furnishes the first green grass in the Spring and until late in the Fall. When closely cropped it grows up very quickly and is ready for grazing again in 10 to 12 days. It will stand drought and is hardy. It grows in tufts, and is therefore best sown with Red Clovers, Rye Grass, etc. It is well suited for shady places, such as orchards and groves. Grows on all kinds of land but does best on deep, rich sandy loam or clay soils. Sow 22 lbs. to the acre.

RED TOP, SOLID SEED. (*Agrostis Vulgaris*.)

The place for Red Top is on rather moist soil, deficient in lime and fertility. It will grow where the soil is too poor for Timothy and Kentucky Blue Grass. It is a good variety to sow with Timothy and Clover for meadow or pasture and is more permanent than either of the other two. It should be fed close, for if it is allowed to grow up to seed, the cattle dislike it. On good soil it grows about two feet high; on poor, gravelly land about half that height. It has been grown successfully even on alkali land where other grasses failed. Red Top, commonly known as Herd's Grass, should be extensively grown, especially with other grasses.

Red Top has interlacing, thick roots which make a firm sward not likely to suffer injury from the hoofs of animals. It stands the effect of drought better than Timothy. It is more permanent if it is grazed off and not allowed to go to seed. For the best quality of hay, it should be cut when in full flower. It is more easily cured than almost any other grass.

As a hay crop, Red Top is next to Timothy in importance among grasses in this country. It grows two feet or more high and yields one to two tons per acre. It increases in thickness for several years after sowing and is one of the most permanent of cultivated grasses. Red Top weighs 14 pounds to the bushel. Only 10 pounds of "Sterling" Brand required to the acre. For prices on all brands, see note at top of page.

For prices see note at top of first column.

Creeping Bent Grass. (*Agrostis Stolonifera*.) Distinctive on account of its compact, creeping, rooting stems. Of rapid growth and spreading habit, forming a strong, durable turf. Good for lawns and putting greens because of its fine texture. If sown alone, use 50 lbs. to the acre. We do not expect to have any seed of this variety to offer this season.

Crested Dogstail. (*Cynosurus Cristatus*.) A hardy grass forming a smooth, compact and lasting turf. Does best on rich, moist land, but will grow on most any soil. Roots deeply and withstands dry weather. Does well in the shade. If sown alone, use 30 pounds to the acre, but the best way is to mix with other grasses.

English or Perennial Rye Grass. (*Lolium Perenne*.) This is becoming well known in this country as a valuable pasture grass which will bear frequent close cropping. Produces an abundance of foliage, which remains bright and green during the season. The hay is relished by all kinds of stock. It will grow well on almost any land but does better on such land as will produce a good corn crop. The plants start early, flower early and repeatedly during the growing season. The leaves are abundant and the whole plant is nutritious.

Fine-Leaved Sheep's Fescue. (*Festuca Ovina Tenuifolia*.) A very fine-leaved grass. Thrives well on dry and sterile soils. Well suited for lawns. 30 lbs. per acre.

Hard Fescue. (*Festuca Duriuscula*.) A valuable grass for dry lands and sandy soils, very hardy, enduring extremes of heat and cold and long droughts. Splendid for permanent pastures on poor land. Not recommended for lawns on account of its stooling habit. Sow 30 lbs. to the acre.

Italian Rye Grass. (*Lolium Italicum*.) This is, like the Perennial Rye Grass, valuable for pasture and also for hay. It thrives on rich, moist land, where from three to four cuttings may be made in a season. It grows very quickly and will stand close pasturage. About 24 lbs. of seed required to the acre.

Meadow Fescue or English Blue Grass. (*Festuca Pratensis*.) Especially suited for permanent pasture and is also fine for hay. Grows two to three feet high but not in tufts like Orchard Grass. The hay is very nutritious and cattle thrive on it whether it is dry or green. Succeeds even in poor soil, and as the roots penetrate deep, from 12 to 15 inches, it takes extremely dry weather to affect it. As a fertilizer it has valuable properties. It will endure severe freezing and its use is becoming more widespread each year. 24 lbs. are sown to the acre.

Meadow Foxtail. (*Alopecurus Pratensis*.) One of the best grasses for permanent pasture, early and of rapid growth. Sow 30 lbs. per acre.

Red or Creeping Fescue. (*Festuca Rubra*.) A creeping-rooted variety forming a close and durable turf and particularly suited for dry, sandy soils. Resists drought and thrives on very poor soils, gravelly banks and exposed hillsides. Valuable both for shady lawns and for golf courses. 30 lbs. to the acre.

Rhode Island Bent Grass. (*Agrostis Canina*.) Resembles and has narrower leaves. It makes a beautiful, fine, close turf and is one of the best grasses for lawns. It does well on both rich and poor soils. Makes excellent pasture but never grows high enough to supply a great quantity of feed. Sow with other grasses or if alone use 50 lbs. of seed an acre. No seed of this variety to offer this season.

Sheep Fescue. (*Festuca Ovina*.) An excellent grass for poor, sandy soils. It is a perennial, densely tufted and of very fine foliage, making it well suited for lawns. It is also very satisfactory for pasturage, furnishing good grazing, especially for sheep. Resists drought remarkably well. Sow 40 lbs. per acre.

Tall Fescue. (*Festuca Elatior*.) Very early and nutritive; should form a part of all pasture mixtures on wet or clay soils. This valuable grass grows two to four feet in height, generally forming tufts or bunches. The roots are strong and woody, with a tendency to sucker. It is well suited for permanent pasture and is most productive three years after sowing.

Tall Meadow Oat Grass. (*Avena Elatior*.) A hardy grass of rapid growth, luxuriant, and reaching a height of 4 feet on rich soil by June 15th. Makes excellent hay on sandy loams, but is particularly suited to rich soils and clay formations. If hay is desired, cut when in blossom. It has a wonderful capacity for enduring severe heat, drought and cold. It can be cut usually twice a year. To make good hay it should be cut immediately when it blooms. This frequently produces twice as much hay as Timothy. May be sown either in the Spring or Fall, 2 to 3 bushels per acre.

Various-Leaved Fescue. (*Festuca Heterophylla*.) Valuable for permanent pasture, and is also desirable in lawn mixtures.

Wood Meadow Grass. (*Poa Nemoralis*.) Very succulent and nutritious, early and thriving well under trees and in shade. Admirably suited for pastures, as well as lawns.

WESTERN RYE GRASS. (*Agropyrum Tenerum*.)

Sometimes called Slender Wheat Grass, the famous bunch grass of the Canadian Northwest.

It affords excellent pasturage and provides large quantities of hay, but if wanted for hay, should be cut early, as it is relished better by stock. It thrives on all soils, but is peculiarly adapted to prairie soils. It gives good returns on land quite strongly impregnated with alkali and fits it so that grain may be grown successfully.

The seed being quite heavy, may be sown with any ordinary grain sower. When sown alone as is the common practice, the seed should be put in from 1 to 3 inches deep according to soil and season, 15 pounds to the acre. If with Bromus Inermis, 7½ lbs. of each. For prices see note at top of first column.

MILLET

For Prices on all Millets see the dealer in your vicinity who handles our brands of Millet Seed. If no merchant can supply you write us as to your requirements.



German Millet. (True Southern Grown Seed.) In the North, Millet is sown almost altogether for hay, and for that purpose Southern grown seed is much the best. It grows taller than does that from Northern seed, and that means more hay. It is finer than that from Northern seed, and that means better hay. In fact, it is our judgment, based on an experience of many years, that a farmer had better, from the standpoint of profit alone, pay \$2.50 a bushel for true Southern grown German Millet than to sow the best Northern Millet as a gift. Millet seed produced in the North, even from Southern seed, becomes what we call Common Millet. Not only does the plant change in character becoming coarser and much more dwarf, but the seed itself shows a change, and is readily distinguished by those experienced in handling it.

We wish to say that any Millet seed offered and shipped by us as German Millet is true Southern Grown Seed, and that only. German Millet is very sweet, palatable, and when fed to dairy cows produces a large amount of milk. On good rich soil it grows four to five feet high. It is very tender if cut at the right stage, which is when it is in full bloom. About three-fourths of a bushel of seed is sown to the acre; 48 lbs. per bu. A good yield is from three to five tons of hay to the acre. For prices of all brands, see note at top of column.



Common or Northern Millet. As stated before, Common Millet does not yield so much hay nor so good hay as the German (Southern Seed). It is usually much cheaper than true German. Grows usually from two and one-half to four feet high and makes excellent hay. Sow about three-fourths of a bushel to the acre. We have in store this season an especially fine lot of Common Millet which is as nearly perfect in quality as Common Millet can be. This we are offering under our Sterling Brand. All grades of Common Millet will be priced by your dealer who obtains his stock from us, or if he will not secure it for you, write to us.



Hungarian. (Dark Seed.) Often called Hungarian Grass. Many regard this as being better even than German Millet as it is about one week earlier and requires less moisture. The hay is fine and of excellent feeding value.

It is especially valuable on account of requiring such a short season to make a fine crop of most excellent hay. For this reason it is much used as a catch crop. It can be sown as late as the 4th of July with good results, in ordinary seasons. It is much used for following such crops as early potatoes and barley for a crop of hay, thus giving two crops on the same land in one year. Also grown as



A Plot of German Millet. Raised from True Southern Grown Seed. Note the Heavy Growth.

a green manuring crop to turn under, adding humus or fertility for future crops. Hungarian Millet does not grow so coarse as some other varieties, but still yields quite heavily, from two to four tons of hay to the acre being an ordinary crop. Hay is quite leafy, of very fine quality.



Broom Corn and Kursk Millet Seed Heads.



Siberian Millet. A fine variety from Russia, earlier than and consequently very valuable for the North and yields remarkably. It is extremely hardy, withstanding drought wonderfully and is about two weeks earlier than the German Millet. The leaves are very tender, making it excellent for hay. The South Dakota Experiment Station pronounces it "the most promising variety yet tested." The plant stools to a remarkable degree, as many as thirty to forty stalks have been grown from one seed, and is not subject to rust. For prices see note at top of this page.

Kursk Millet. This variety was first introduced to the farmers of the United States from Kursk, Russia, in 1898, after which extensive experiments were conducted at both South Dakota Stations, demonstrating the superiority of this new variety. Results since then have been more than gratifying. It ranks very high both as a hay and seed producer, and in dry years the weight and quality of hay have been far superior to other sorts. In favorable seasons, so much difference is not apparent, but it has always been in favor of Kursk Millet. While on moist lands, the German or other southern varieties are recommended, for dry sections we urge the planting of Kursk Millet, knowing that it will produce the results claimed for it. For prices see your nearest dealer that handles our brands of Millet seed.

Japanese Millet. Improperly called "Billion Dollar Grass." Entirely distinct from all other Millets. It grows from 6 to 9 feet high, stands up remarkably and yields enormous crops. When cured it makes good hay and in quality is superior to corn fodder. It is relished by all kinds of stock. It may be sown broadcast at the rate of 15 lbs. an acre, but it is better to sow in drills 12 to 18 inches apart, using 10 to 12 lbs. to the acre. Cultivate until the plant is 18 inches high, when its rapid growth will smother all weeds. It does best on low, moist ground. For prices see note at top of first column.

Hog or Broom Corn Millet. This is grown for the same purpose for which other Millets are sown, and makes fair hay if cut very young. It, however, yields enormously of seed, even 60 to 70 bushels to the acre, and this seed is very advantageously used for fattening swine and other stock, and is of special value for this purpose in sections where corn cannot be safely or cheaply grown. Seed also makes very fine feed for poultry and young chicks. It is very similar to the Early Fortune Millet, except that the seed is yellowish white in color. It will mature in about two months from sowing the seed. For prices see the dealer in your town who handles N. K. & Co.'s Seeds, or write to us.

Early Fortune Millet. A most promising variety, of which astonishing yields are reported. It is very early, and is claimed to be rust proof, and that chinch bugs will not eat the plant. The seed is very beautiful and distinguished in appearance and is of a beautiful red color. The seed is two or three times the size of German Millet. This variety heads in from 25 to 35 days. It gives a large yield both of seed and fodder. It can be fed to horses and other stock without injury, even when cut so late that the seed has formed. The seeds are smooth, the heads are branching, and in other respects this variety is similar to Hog Millet except for the color of the seed. For prices ask your own dealer, who handles our brands, for latest values. If your merchant does not handle our Millet, write to us.

All Grass and Field Seeds are shipped at purchaser's expense.

Where to Buy N. K. & Co.'s Seeds.

To make it convenient for the many thousands of seed buyers in the thirteen states tributary to Minneapolis to secure our line, arrangements have been made with nearly twenty thousand dealers to handle our seeds. They can sell you anything listed in this catalogue at as low a price as if you sent direct to us, making due allowance for freight. If no merchant in your locality sells our seeds, write us.

HIGH GRADE FERTILIZER AND LAWN DRESSING

Our prices include sacks and delivery within the city limits of Minneapolis. 500 lbs. of one kind at ton rate, except where 500 lb. or 1000 lb price is quoted. We cannot break bags except as noted. Ask for market prices.



Northrup, King & Co.'s Sterling Garden and Lawn Fertilizer.

Analysis; Ammonia, 2 per cent; available Phosphoric Acid, 10 per cent; Potash, 2 per cent.

Is the result of careful study, experiments and experience.

It contains in the right proportions, a concentration of the elements which nourish and feed grass into luxuriant growth. It produces a rich, green color, and insures a permanent evenness over the whole surface of your lawn. It is not unpleasant to handle, being odorless, and as it is dry and fine it is easily put on. Two or three applications in a season, at the rate of a pound to every hundred square feet, will keep your grass in flourishing condition—perfectly healthy and able to stand any amount of sun if watered.

When and How to Put it on Your Lawn. The first application should be in the early Spring—just as soon as the frost is out of the ground. Scatter it by hand carefully and evenly. Use from 10 to 15 lbs. on every 1000 sq. ft. or 400 to 500 lbs. per acre, and if it can be put on just before a rain, so much the better. If unable to do this, wet it down with a hose as soon as possible after applying. For new lawns, Sterling Garden and Lawn Fertilizer can be used to good advantage either alone, using 1000 pounds per acre, or in combination with sheep or cattle manure, working it into the soil before sowing the seed. See our Lawn Booklet.

For Vegetables and Flowers. Apply in early Spring at the rate of 15 lbs. per 1000 square feet, forking it in well. For late use, sprinkle it carefully around the plants and between the rows. Do not let it touch the plant roots. A teaspoonful or so stirred in the soil about the roots of each plant two or three times during the season will give you astonishing results. Always water plants thoroughly after fertilizing.

For House Plants. A teaspoonful of Sterling Fertilizer dissolved in a quart of water and this solution poured around the roots of house plants will greatly invigorate them. Stir solution while pouring so as to keep it well mixed, and apply as often as the plants seem to need it—say every week or ten days, or until they are as healthy as you wish. Bags of 5 lbs., 10 lbs., 25 lbs., 50 lbs., 100 lbs., 500 lbs.

Northrup, King & Co.'s Steamed Bone Meal.

Analysis; Nitrogen, 3.75 per cent; equal to Ammonia, 4.50 per cent; Phosphoric Acid (from bone), 23.00 per cent.

This is finely ground and of first quality; it starts to decompose quickly and continues for a long period its improvement in the soil fertility; it is less likely than other fertilizers to leach or waste. With bone there is no danger of burning the plants. Use 3 to 5 pounds of bone meal for each tree and vine when setting it out, working it around the roots.

Lawns. For new lawns, use 500 lbs. of bone meal with a ton of sheep manure per acre. This should be plowed under or spaded in, several weeks before sowing the seed. Old lawns, top dress very early in Spring with sheep manure and bone meal mixed, at 2200 lbs. per acre or 50 lbs. per 1000 sq. ft.

Field and Garden Crops. $\frac{3}{4}$ to 1 ton broadcasted and harrowed in. This is especially desirable for use with sheep manure, which is rich in nitrogen.

Permanent Pastures and Meadows. Use $\frac{1}{2}$ to 1 ton per acre before growth starts in the Spring.

Roses and Flowering Plants. ground bone is one of the most useful forms from which to furnish both Nitrogen and Phosphoric Acid in slowly available forms. A good mixture for both the field and prepared soils is four parts of ground bone and one of muriate of potash, applied at the rate of four pounds per square rod, and preferably worked into the soil previous to setting the plants; a second application may be made in the Fall at the same rate. For pot plants use one part bone meal to 50 of soil. Bags of 5 lbs., 10 lbs., 25 lbs., 50 lbs., 100 lbs., 500 lbs.

SPECIAL NOTE:—In order to make the proper use of fertilizer, it is necessary to note the analysis given under the name of each brand. Nitrogen give the plant a quick start, imports vitality and grows the foliage, and while potash strengthens the stalk and fibre and improves the quality of some crops, it is the phosphoric acid which produces the grains, tubers and fruit, and matures the crops. Therefore Northrup, King & Co.'s Sterling Garden and Lawn Fertilizer and Bone Meal should be used liberally and often.

Sheep Manure.

Analysis; Ammonia, 2.50 per cent; Phosphoric Acid, 1.50 per cent; Potash, 1.50 per cent.

This is a splendid, complete fertilizer containing the necessary plant foods and is also rich in humus, or vegetable matter. It is excellent for general use either alone or in combination with other special purpose fertilizers. Having been kiln dried, there is little danger from weed seeds. It can be used freely as it is not likely to burn anything. Part of it is very soluble so its effects are usually apparent soon after the application and for a long time afterwards. It is carefully selected, dried, pulverized and screened.

For Lawns. It should be applied by sprinkling lightly over the grass, in the Spring and up to July 15th. It requires no raking in. The color is not conspicuous and there is no objectionable odor. This will nourish the grass, act as a mulch, and tend to prevent the lawn from burning in hot weather. Use 50 lbs. per 1000 square feet or 25 lbs. with 25 lbs. of bone meal. See note on bone meal.

For the Garden. After the crop has been harvested in the Fall, the garden should be given a good coating of Sheep Manure. In the Spring put on another light coat and turn it under, or sow lightly in the rows.

For Truck Garden. Sheep Manure is a good fertilizer for the truck garden, producing better and earlier crops of onions, celery and other vegetables. Bags of 5 lbs., 10 lbs., 25 lbs., 50 lbs., 100 lbs.

Swift's High Grade Acid Phosphate.

Guaranteed Analysis. Available Phosphoric acid 16.00 per cent. Valuable for Winter Wheat, Rye, Barley, Clover, Alfalfa, Field Beans Field Peas and all crops needing available phosphoric acid. Should be sown broadcast at a rate not to exceed 500 lbs. to the acre. Acid phosphate added to stall manure is the most effective fertilizer known. While greater crops may be grown with large amounts of commercial fertilizers, the greatest economical returns and even yields come from phosphated manure. This new fertilizer is made by adding about 40 pounds of acid phosphate to a load of manure when it is removed from the stable or barn.

Ben Franklin Agricultural Gypsum.

(Land Plaster)

Soil fertility depends upon the presence of ten chemical elements. Six of these are abundantly supplied by rain or moisture or else are present in sufficient quantities in nearly all American soils. The four remaining elements the farmer must put back artificially in order to maintain maximum fertility. These four are Sulphur, Calcium, Nitrogen and Phosphorus. Of these four needed elements Ben Franklin Agricultural Gypsum supplies three:—sulphur, calcium and nitrogen.

Four Main Uses

1. For leguminous and other crops of high sulphur requirement.
2. As a preserver of nitrogen in manure.
3. In combination with ground rock phosphate is a complete, economical substitute for acid phosphate.
4. As a specific for black alkali soil.

How To Apply To Various Crops.

Broadcast or sow with a lime sower Ben Franklin Agricultural Gypsum at the rate of 200 to 400 lbs. per acre as follows: For legumes in rotation, such as red clover, sweet clover and also for Alfalfa and white clover—blue grass, apply in the early Spring of the year the crop is to be mown. With the perennials, such as Alfalfa and white clover—blue grass, repeat the application every two or three years. In stubborn cases where a stand is difficult to obtain, apply at the time of sowing the seed.

Garden Crops. Use 400 to 800 lbs. per acre.

For beans, peas, vetch, and peanuts, Agricultural Gypsum may be drilled in with the crop. With the peanut, it is common practice to apply Agricultural Gypsum as a top dressing when the crop is in flower.

Crops of the mustard family, cabbage, cauliflower, collards, turnips, rape, radishes, etc., use much sulphur. The sulphur increases their proteins. The odor of onions, chives, etc., is due to sulphur compounds. Potatoes, tobacco, grapes, raspberries and strawberries are also benefited by sulphur. For turnips, radishes, tobacco, potatoes and cabbage apply Ben Franklin Agricultural Gypsum at the time of sowing the seeds or setting out the plants. In the case of vines and bushes, apply as a top dressing in the early Spring at the same rate. Gypsum may be applied alone or, much better, in combination with farm manure. Investigation of the use of agricultural gypsum extends back about one hundred and fifty years and the experiments were rather extensive somewhat more than a hundred years ago. All these showed that alfalfa and clover and various garden crops are rather generally favored by the use of this fertilizer. It is also found to be of great value in obtaining a white clover—blue grass lawn when used in combination with other manure.

For Lawns.

Apply at the rate of 200 to 400 lbs. per acre as a top dressing or fork into the soil prior to time of seeding, especially where it has been found difficult to produce a uniform and rich sward.

How to Use Ben Franklin Agricultural Gypsum with Manure.

Have you noticed the very strong odor about your barns? This is the best and most available part of the manure escaping into the air and this waste can be cheaply prevented if finely ground gypsum is applied to the manure in the stall. The ammonia will then be trapped and tied up in the manure as non-volatile ammonium sulphate.

Agricultural Gypsum should be applied to the manure in the stall two or three times a day at the rate of three to five pounds per animal. Mix well with manure, especially the liquid portion, because this portion contains the most nitrogen and the nitrogen which is most easily lost. The manure should, of course, be well packed and protected against leaching.

Nitrate of Soda.

Quick in action; used for the nitrogen it contains. It creates rapid growth, is odorless and entirely soluble. It should be applied only when the plants are above ground, usually in combination with other chemical fertilizers. Nitrate of Soda is the best form in which nitrogen can be restored to the soil. It is of special value for early crops such as Peas, Corn, Beets, Cabbage, etc., when rapid maturity is essential, and of great benefit to hay and forage crops. Nitrate of Soda is a great stimulant for the production of Sugar Beets, Potatoes and Sorghum, also small fruits.

Use as a top dressing at the rate of 100 lbs. per acre on the following vegetables when plants are well established, viz.: Beet, Cabbage Cauliflower, Cucumber, Celery, Egg Plant, Lettuce, Spinach, and Onion.

For Asparagus use at the rate of 250 lbs. per acre as a top dressing after the first shoots make their appearance.

For Strawberries use 100 lbs. per acre as a top dressing after the plants have blossomed.

For Grass and Grain use at the rate of 100 lbs. to 200 lbs. per acre when growth is well established.

For the home garden, apply in soluble form, using one ounce to 2 gallons of water.

Nitrate of Soda should be applied directly to the soil and should not be allowed to touch the foliage.

For further information ask for Bulletin No. 172, sent free upon application. Bags of 1 lb., 5 lbs., 10 lbs., 25 lbs., 50 lbs., 100 lbs.

Elements of Fertility.


Nitrogen. Its first function is to produce the green rank growth of the plant. Nitrogen makes greener and quicker growth, more succulent and nourishing food. In fruits, after serving first in making leaf growth, Nitrogen is chiefly needed in forming the seed without which fruit would not develop. When properly supplied with the necessary Phosphoric Acid and Potash, about 75 per cent of the Nitrogen goes into the seed and grain.

Phosphoric Acid. Gives strength to the young plant in helping to expand its root growth and absorb the other necessary elements of plant food. It hastens and increases flowering and forces earlier maturity. As the crop gradually ripens from 70 to 90 per cent of the Phosphoric Acid consumed by the plant is transferred to the seed.

Potash. Its chief function is to form the cellular fibers, straw and woody growth of plants. It aids in producing sap, starch formation of grains, and juiciness and sweetness of fruits.

NORTHROP KING & CO.'S

THE manufacture of Feeds for all Livestock has quickly grown to considerable size and today Northrup, King & Co. enjoy a feed business that reaches into all parts of the Northwest. Sterling Brand Feeds have earned a very enviable reputation and our motto is "STERLING FEEDS SATISFY." Our feed plant is complete. Mechanical facilities, shipping facilities, and an organization of trained people in the requirements of this branch of the business, all contribute to the smooth running manner in which we handle feed orders. Minneapolis is the center of a district producing most of the elements which enter into feeds thus affording us economy in costs which saving we can pass on to our many customers in the form of lower prices for higher quality feeds.



STERLING SCRATCH FEED

Protein, 10%. Fat, 2.5%. Fiber, 5%. Compounded from Wheat, Corn, Buckwheat, Kaffir Corn, Milo Maize, Barley, Oil Cake and Sunflower Seeds. It is a properly proportioned ration that stimulates the appetite and offers the hen an opportunity to exercise some choice in the selection of her own ration.

SPECIAL SCRATCH FEED

Protein, 10%. Fat, 2.5%. Fiber, 5%. Compounded from Corn, Barley, Wheat, Kaffir Corn, Milo Maize, Buckwheat and Sunflower Seeds. It is the equal in quality to many Scratch Feeds on the market to-day, yet it sells for considerably less than most of them. All clean, sweet, sound grains are used—all flour and fine particles removed—no waste.

STERLING GROWING FEED

Protein, 10%. Fat, 2.5%. Fiber, 5%. Compounded from Wheat, Corn, Kaffir Corn, Milo Maize, Millet and Buckwheat. An excellent feed for chicks from the age of six weeks old to maturity. It is graded slightly larger in size than Sterling Chick Feed and it may be used to advantage up until the time when your birds are large enough for Sterling Scratch Feed.

STERLING CHICK FEED

Protein, 10%. Fat, 2.5%. Fiber, 5%. Compounded from Wheat, Corn, Kaffir Corn, Milo Maize, Millets, Green peas. For chicks three weeks old and over. It contains only the best grains and seeds procurable and can be absolutely relied on to give the chicks growth, as well as keeping them in good health. See note above about prices.

STERLING BABY CHICK STARTER

Protein, 10%. Fat, 2.5%. Fiber, 5%. Compounded from Wheat, Corn, Kaffir Corn, Milo Maize, Millets, Green Peas. Should be fed the first three weeks. A wholesome, ready prepared starting grain ration which will nourish the chicks and at the same time furnish considerable exercise by scratching for the small grains in the litter.

STERLING PIGEON FEED

Protein, 10%. Fat, 2.5%. Fiber, 5%. Compounded from Flint Corn, Field Peas, Kaffir Corn, Milo Maize, Wheat, Hemp Seed and Millets. It is a balanced ration for pigeons and squabs. It keeps birds in good health, promotes rapid growth, producing squabs that will weigh above the average and bring highest prices on the market.

This mixture is used by many large pigeon fanciers. See note on top of page about prices.

STERLING DAIRY FEED


Protein 18%. Fat, 5%. Fibre, 10%. Compounded from Linseed Oil Meal, Cottonseed Meal, Gluten Feed, Ground Oats, Ground Barley, Corn Feed Meal, Wheat Bran and Salt. A dairy feed that absolutely meets the requirements of the feeder who must get the most milk from his feed investment. There is a proper relation between COST and MILK PRODUCED. It furnishes exactly the BALANCE that the average cow needs and each and every bag is exactly like the one before, insuring the feeder a dependable ration.

STERLING CRACKED CORN

Poultry keepers everywhere want cracked corn of better quality than the usual kind sold in some feed stores. To meet this demand we offer Sterling Brand cracked corn made from strictly high grade yellow corn, steel cut by a special process, polished by special machinery and then carefully screened into three different sizes for chicks, growing birds and mature fowls. All of the fine meal and light waste parts of the corn are removed so that every handful of our cracked corn is all good feed.

Service To Users of Sterling Feeds

Our interest in feeds does not end with the manufacture of the highest grade products. We realize, as must all feeders also, that proper use of feeds is absolutely essential for maximum success. Therefore we place in all sacks of our feeds, cards bearing full feeding instructions, which if followed carefully, assure the results we claim for them. In addition, an egg record blank is printed on the back of the feeding directions card placed in all sacks of Sterling Scratch Feed. The suggestions of experts in our feed department are always free for the asking and many problems both of feeding and poultry management are annually solved here for our patrons.



FEEDS FOR ALL LIVESTOCK



FEEDS are largely composed of grains and grain products. The market prices of grains change almost every day and it is, therefore, impossible for us to quote feed prices, in this catalog, that will represent actual values. Our feeds are now sold by thousands of dealers in Minnesota, Wisconsin, Michigan, Iowa, North and South Dakota and Montana, many of whom buy from us in car lots. Ask your dealer for lowest prices. If he does not handle our feeds, write to us and we will see that you are supplied.

Northrup, King & Co. are not satisfied to simply sell feed. They realize that in order to help poultry raisers and bring the poultry industry of the Northwest up to its highest efficiency they must also be ready to help poultry men with their problems. Our Sterling Sales Service is at your service—ask us about your puzzles and troubles. Let our poultry experts help you.

STERLING EGG MASH

Protein, 20%. Fat, 5%. Fibre, 10%. Compounded from Meat Scraps, Wheat Bran, Wheat Middlings, Corn Meal, Oil Meal, Alfalfa Meal, Gluten Feed, Bone meal and 1/2 of 1% Salt. It has been clearly demonstrated that hens can lay a great many more eggs when part of their feed is given in mash form than when grain alone is fed. We have reasoned this matter of egg production out in our new booklet "Why Is An Egg?" (See description at bottom of page.) Grain feeds are strong in the elements that make "yolks" but grain is lacking in material for making "whites." Sterling Egg Mash is the reverse of grain feed so that when the two are fed together an almost perfect balance is assured.

STERLING GROWING MASH WITH BUTTERMILK

Protein, 17%. Fat, 3.5%. Fibre, 4%. Compounded from Pure Dried Buttermilk, Wheat Meal, Steel-cut Oats, Meat Meal, Pea Meal, Bone Meal, Corn Meal and Alfalfa Meal. A mash feed especially designed to carry the growing stock along quickly and without interruption from the chick stage to the broiler and laying stages. Sterling Growing Mash is rich with Dried Buttermilk which not only regulates the digestive system of the growing bird but furnishes a food element that quickly and easily turns into flesh, muscle and bone. Should be fed DRY, just as it comes from the bag.

STERLING BUTTERMILK CHICK MASH

Protein, 17%. Fat, 3.5%. Fibre, 4%. Compounded from Pure Dried Buttermilk, Wheat Meal, Steel-cut Oats, Meat Meal, Pea Meal, Bone Meal, Corn Meal and Wheat Middlings. Probably no other one feed on the market today has done so much for poultry men of the Northwest as has Sterling Buttermilk Chick Mash. It has taken most of the guesswork out of raising chicks.

OYSTER SHELLS

Hens must have lime in some form to furnish material for egg shells. Oyster Shells are practically pure lime carbonate. Too many poultry feeders forget about the need of the hen until their flock lays soft on thin shelled eggs. Every poultry house should have a pan or hopper FULL of Oyster Shells at all times so that the birds can have access to it. Sterling Brand Crushed Oyster Shells are screened to proper size and all the fine dust and dirt is removed so that there is no waste in feeding.

GRIT AND CHARCOAL

MICA CRYSTAL GRIT is not only sharp and hard but its properties are such that it acts as a tonic and contributes iron and other important elements to the health and productive power of the hen.

STERLING GRIT is made from LIMESTONE, which, according to the analysis of the STATE SOILS LABORATORY, University of Wisconsin, contains 99.93 per cent of calcium carbonate. It therefore not only acts as an aid to digestion but furnishes material for egg shells as well.

CHARCOAL is one of the greatest disease preventives for poultry. It aids in digestion, purifies the blood, and regulates the bowels. It is absolutely necessary that fowls young and old should have access to it at all times. Keep it in a pan or hopper.

MEAT SCRAPS, TANKAGE, BONE

Meat Scraps are rich in protein, the material which makes muscles, lean meat and part of the egg. Birds, old and young, should have some kind of MEAT protein and Meat Scraps furnish this element in easy-to-feed form.

Tankage, while high in animal protein (60%) is not relished by fowls as much as Meat Scraps yet when added to Bran and other mash materials it is readily eaten. Tankage is also in great demand as part of a hog feed ration.


Bone should be kept before the birds all the time. It is made from fresh green bones with the moisture, grease, etc., extracted leaving only the phosphate of lime and protein. It is prepared in three sizes: medium for hens, fine for chicks, and powdered.

BRAN MIDLINGS, OIL MEAL, ETC.

In order to serve the greatest number of customers with a most complete assortment of feeds and in order that dealers may be able to buy mixed cars and so have full stocks at all times we list such feeds as BRAN, MIDLINGS, OIL MEAL, GLUTEN FEED, ALFALFA MEAL, HOMINY FEED, COTTONSEED MEAL, BEET PULP, ETC. Prices are governed by market conditions.

CORN, OATS, WHEAT, BARLEY, ETC.


Poultrymen and dairymen require grains for feeding and dealers must carry stocks in order to meet this demand. Northrup, King & Co. make it possible for the dealer to carry all these necessary grains, buying them in mixed cars with other feeds and so overcome the necessity of stocking a full carload of each one.



Why Is An Egg?


Eggs are made from definite elements in certain exact proportions. In order to produce eggs a hen must obtain a constant supply of these elements, in addition to the supply required for actual bodily maintenance. She can reach her maximum egg production only on feed which contains the proper balance of all egg making material.

All grain feeds are strong in elements which make yolks, but comparatively weak in "White" making material. Therefore grain feeds alone, even the best, are not economical. They must be balanced with feed which supplies an excess of "White" making material. Sterling Egg Mash is this feed. By analysis it is found that 50 lbs. each of Sterling Scratch Feed (the high grade grain feed) and Sterling Egg Mash contain the properly proportioned elements to sustain a hen and produce a possible total of 219 Eggs, whereas 100 lbs of Sterling Scratch Feed alone contains a possible total of but 143 eggs. Figure it out for yourself. Which is more profitable, 219 eggs or 143 eggs from the same amount of feed? Ask for copy of our booklet.



STERLING BUTTERMILK MASH

FOR CHICKS



THE poultry industry in the Northwest has grown to be highly profitable business. In one small Minnesota town of only 242 folks last year the egg patrons at the local creamery received \$70,000.00 for their eggs. That town was Barnum. There are many other egg centers where the annual egg crop is immense and where hundreds of carloads of live and dressed poultry are shipped to the larger city markets.

The poultry industry is SECURE. Profits are sure and certain. Much attention has been paid to the business of handling flocks of poultry and much of the guesswork has been removed.

Poultrymen everywhere agree that the biggest problem of the whole industry is centered about the raising of chicks from the time they are hatched until they are grown to eight or ten weeks. The first eight weeks is the CRITICAL PERIOD, and determines either PROFIT OR LOSS.

THE PROBLEM OF RAISING CHICKS SOLVED

In formulating STERLING BUTTERMILK MASH, Northrup, King & Co., studied the chick raising problem carefully and thoroughly and finally found out that BUTTERMILK possessed the necessary "Something" that chicks needed in addition to other feed to carry them along steadily and quickly from the egg to maturity. Careful combinations of various grains and feeds were tried with varying amounts of buttermilk until finally we arrived at what has since proved to be one of the MAIN REASONS FOR SUCCESS WITH CHICKS.

Buttermilk Has Both Feeding and Medicinal Values

There is a peculiar characteristic of the lactic acid in buttermilk that not only aids in digestion but it overcomes and holds in check much of the bowel disorders and diarrhoea that are so fatal to young chicks. Thousands of chicks were lost every year until buttermilk was found and blended scientifically with other feeds into a complete ration.



STERLING BUTTERMILK MASH BEST FOR CHICKS

IT STARTS THEM---GROWS THEM---MATURES THEM


Prepared from clean, carefully selected feed and ground grains. Sterling Buttermilk Mash contains PURE DRIED BUTTERMILK, Wheat Meal, Steel-cut Oats, Meat Meal, Pea Meal, Corn Meal and Bone Meal. It is all thoroughly mixed in great machines in our large feed plant and packed in attractive white cotton bags in three convenient sizes, 100 lbs., 50 lbs. and 25 lbs. It should be fed exactly as it comes

in the bag—DRY—in open hoppers so that the chicks can get to it at all times.

The granulation of Sterling Buttermilk Mash is sufficiently coarse to absorb the juices and thus prevent a pasty mass or ball forming in the chick's crop, a common trouble when feeding extremely fine Mash. Compare a sample of Sterling Buttermilk Mash with other Chick Mashs, and you will see the advantage in our method.

COMPLETE FEEDING INSTRUCTIONS IN EVERY BAG


ASK
YOUR
DEALER



STERLING
FEEDS
SATISFY

ALPHABETICAL INDEX.

Page	Page	Page	Page
A butlon	44	C hicory	11
A cid Phosphate	93	C hives	12
A croclinium	63	C hrysanthemum	46-65
A dumia	61	C ineraria	46
A donis	44	C itron	23
A frican Daisy	44	C larkia	46
A geratum	44	C leome Pungens	46
A lfalfa	88-89	C limbers	61
A lfalfa Meal	96	C lover	85-87-90
A llegheny Vine	61	C ockscomb	45
A lsike Clover	85-90	C olx Lachryma	63
A lyssum	44	C oleus	46
A maranthus	44	C olumbine	64
A nchusa	44-64	C onvolvulus	61
A nise	39	C oreopsis	45
A ngel's Trumpet	47	C oriander	39
A ntirrhinum	44	C orn, Field	73-74-75-76-77-78
A quilegia	64	C orn, Fodder	80-81
A rctotis	44	C orn, Sweet	14-15
A rtichoke	1	C orn for Silo	77
A sparagus	1	C osmos	47
A sparagus Plumosus	44-65	C ow Peas	83
A ster	42-43	C reeping Bent Grass	91
		C reeping	12
		C rested Dog's Tail	91
		C ucumber	16-17
		C ucumber Vine	61
		C yclamen	46
		C ypress Vine	61
B aby's Breath	49-66	D ahlia	47
B achelor's Button	44	D aisy, Swan River	45
B alm	39	D aisy English	64
B alsam	44	D atura	47
B arley	71	D elphinium	65
B artonia	45	D ianthus	48
B asil, Sweet	39	D igitalis	64
B ean, Scarlet Runner	3-61	D ill	39
B eans	2-3-4	D imorphotheca	47
B eet	5-6-7	D isclaimer	45
B ellflower	65	I nside Front Cover	86
B idens	45	D olichos Hyacinth Bean	61
B lanket Flower	49-65	D rooping Plants	57
B lue Grass	91	D usty Miller	46
B one Meal	93	D warf Essex Rape	82
B orage	39	E chinocystis	61
B orecole	18	E gg Mash	94
B rachycome	45	E gg Plant	18
B rands	86 and Back Cover	E mmer	71
B ridal Veil	49-66	E ndive	11-18
B roccoli	6	E nglish Rye Grass	91
B romus Inermis	91	E nsilage Corn	74-80-81
B rowallia	45	E schscholtzia	49
B russels Sprouts	6	E ulalia	63
B rush Pasture Mixture	90	E vening Scented Stock	50
B uckwheat	72	E verlasting Flower	63
		F eeds	94-95-96
C abbage	8-9	F ennel Sweet	39
C alendula	45	F ertilizer	93
C alf Meal	96	F escue	91
C alifornia Poppy	49	F eterita	83
C alliopsis	45	F everfew	50
C ampanula	65	F ield Beans	4
C anadian Blue Grass	91	F ield Corn	73-74-75-76-77-78
C andytuft	45	F ield Peas	84
C ane	83	F ield Seeds	69-92
C anna	45	F lax	72
C antaloupe	22	F lower Seeds	42-63
C anterbury Bells	65	F odder Corn	80-81
C araway	39		
C ardinal Climber	62	F oliage Plants	57
C arnation	45-65	F oxtail	91
C arrot	10-11	F orage Crops	83
C astor Oil Bean	56	F orget-me-not	67
C atnip or Catmint	39	F our O'Clocks	50
C auliflower	12	F oxglove	25
C eleriac	12	F ragrant Flowers	57
C elery	13	F rench Endive	11
C elosia	45		
C entaurea	46	G aillardia	49-65
C harcual	96	G arlic	18
C hick Feed	96	G eranium	49
		G illiflower	57
		G odetia	49
		G omphrena	63
		G ourds	19-62
		G rain	69-70-71-72
		G rass	40-41-91
		G rasses, Ornamental	63
		G rimm Alfalfa	89
		G rit	96
		G round Cherry	38
		G umbo	19
		G ypsophila	49-66
		G ypsum	93
		H ellanthus	49
		H elichrysum	63
		H eliotrope	49
		H en Feed	95
		H erbs	39
		H og Pasture Mixture	82
		H ollyhock	66
		H op, Japanese	61
		H orehound	39
		H umulus	61
		H ungarian	91
		H unnemannia	49
		H usk Tomato	38
		H yalanth Bean	61
		I ce Plant	50
		I mpatiens Holstii	50
		I pomoea	61
		I talian Rye Grass	91
		J ob's Tears	63
		J apanese Hop	61
		K afir Corn	83
		K ale	18-83
		K entucky Blue Grass	91
		K ochia	50
		K ohl Rabi	18
		L ady Slipper	44
		L and Plaster	93
		L antana	50
		L arkspur	50
		L avatera	50
		L avender	39-67
		L awn Fertilizer	93
		L awn Grass	40-41
		L eek	19
		L ettuce	20-21
		L inum	50
		L obelia	50-67
		L upins	50-67
		M allow	50
		M angel Wurzel	11
		M arigold	51
		M arjoram	39
		M arvel of Peru	50
		M ash	94
		M atricaria	50
		M atthiola	50
		M eadow Fescue	91
		M eadow Mixtures	90
		M eat Scraps	96
		M elon, Musk	22
		M elon, Water	23
		M ignonette	51
		M illet	91
		M imosa	51
		M iscellaneous Feeds	96
		M orning Glory	51-61
		M ourning Bride	57-68
		M ushrooms	19
		M uskmelon	22
		M ustard	19
		N asturtium	52
		N emophila	52
		N icotiana	51
		N igella	52
		N itragin	88
		N itrate of Soda	93
		N orthland Brand	86
		O ats	69
		O at Grass	91
		O il Meal	96
		O kra	19
		O nion	24-25-26
		O nion Sets	26-27
		O rchard Grass	91
		O rnamental Gourds	19-62
		O rnamental Grasses	63
		O yster Shell	96
		P ainted Tongue	56
		P ansy	53
		P arsley	28
		P arsnip	28
		P asture Mixtures	90
		P eanut	83
		P eas	29-30-31
		P ennisetum	63
		P ennyroyal	39
		P epper	32
		P epper Grass	12
		P erennials	64-68
		P erennial Rye Grass	91
		P etunia	54
		P hlox	55
		P hysalis	55
		P inks	48
		P op Corn	75
		P oppy	55-67
		P oppy, California	49
		P ortulaca	55
		P otato	33
		P oultry Bone	96
		P oultry Feed	94-95-96
		P umpkin	32
		P yrethrum	56-68
		Q uantity Garden Seeds	33
		Q to plant	33
		R adish	34-35
		R ape, Dwarf Essex	82
		R ed Clover	85
		R ed Top	91
		R hode Island Bent	91
		G lass	91
		R hubarb	36
		R icinus	56
		R osemary	39
		R udbeckia	56-68
		R utabaga	39
		R ye	72
		R ye Grass	91
		S age	39
		S alpiglossis	56
		S alsify	36
		S alt Bush	83
		S alvia	56
		S cabiosa	57-68
		S carlet Sage	56
		S cratch Feed	94
		S ensitive Plant	51
		S heep Manure	93
		S heep's Fescue	91
		S ilo Corn	77
		S napdragon	44
		S oiling Crops	83
		S orghum	83
		S oy Beans	85
		S peltz	71
		S pinach	36
		S quash	37
		S talice	68
		S terling Brand	86
		S terling Seed Case	50
		S tock, Evening Scented	57
		S tocks	57
		S traw Flowers	63
		S udan Grass	83
		S ugar Beets	7
		S ugar Cane	83
		S ummer Cypress	50
		S ummer Savory	39
		S unflower	68-83
		S wan River Daisy	45
		S wet Clover	87
		S wet Corn	14-15
		S wet Peas	58-59
		S wet Sultan	46
		S wet William	68
		S wiss Chard	4
		T ankage	96
		T housand Headed Kale	83
		T hyme	39
		T imothy	90
		T omato	38
		T orenia	57
		T urnips	50
		V egetable Seeds	1-39
		V egetable Oyster	36
		V erbena	60
		V etch	84
		V iking Brand	86
		V incas	57
		V iola	54
		W allflower	68
		W ater Cross	12
		W atermelon	23
		W estern Rye Grass	91
		W heat	70
		W hite Clover	85
		W ild Cucumber	61
		W itloof-Chicory	11
		W ood Meadow Grass	91
		Z innia	60



THE STERLING SEED CASE

This beautiful box of seeds is one of the most attractive on the market. It stands upright and shows its entire contents to advantage. The packets are handsomely illustrated in eight colors, truly illustrating each vegetable and flower. Cultural directions on the back of each packet. For convenience in selecting, the packets are arranged in rows and tiers.

The varieties of seeds offered in our up-to-date cases are very carefully selected for the different localities which our boxes reach. The assortments of both flower and vegetable seeds include generous lots of the most popular sorts and limited quantities which are not in such great demand. For example, we include many packets of the leading varieties of tomatoes, cabbage and sweet peas, but fewer packets of pepper, pumpkin and sweet alyssum.

Any Seeds Procurable.

It is, of course, impossible to include in this case packages of every variety listed in this catalogue. Your merchant can get for you, quickly, any kind or quantity of our seeds which he may not have in stock—no matter the size of your requirements—one packet or a carload except a few varieties which may be very scarce this year.

This applies to everything offered in this book. If for any reason your merchant will not obtain our seeds for you, send your order to us and we will see that you are promptly supplied.

Dependable Quality.

Three Reliable Brands

Grass Seeds-Field Seeds Seed Grains

STERLING BRAND

For those who want the best. Unexcelled for purity, germination, plumpness, and color.

Sold only in sealed bags. Look for the Sterling trade mark.

NORTHLAND BRAND

The greatest value for a reasonable price. Of uniformly superior quality and carefully selected for high purity and strong germination. The Northland Goose is on every bag.

VIKING BRAND

Lowest in price consistent with dependable quality. Strictly re-cleaned and tested for purity and germination.

Every bag branded with the Viking ship.



NORTHROP, KING & Co., SEEDSMEN
MINNEAPOLIS, MINN.