

Historic, archived document

Do not assume content reflects current scientific knowledge, policies, or practices.

62.17

INDEXED



Southern Planting Facts

1 9 2 4



**GLEN SAINT MARY
NURSERIES CO.**

GLEN SAINT MARY, FLORIDA

Terms of Business

Location.—General Office and Nurseries at Glen Saint Mary, Baker County, Florida, on the Seaboard Air Line Railway, thirty miles west of Jacksonville. Office and Citrus Nurseries at Winter Haven, Polk County, Florida.

Long-Distance Telephone and Western Union Telegraph office in our main office.

Invitations to Visitors.—We take pleasure in showing our stock to persons wishing to purchase; if notified in time, we will meet visitors at the station on arrival.

No Agents.—We employ no agents, and have no connection with any other nursery. Trees sold to dealers must be resold by them upon their own responsibility. We are responsible only to parties purchasing direct from our nurseries.

Minimum Orders.—We do not care to ship orders amounting to less than \$2.

Applying Prices.—Five, fifty and five hundred trees of one class, at ten, hundred and thousand rates, respectively, purchaser's selection from varieties of one fruit having a common price. For instance, fifty or more peaches, in one or more varieties, would come at the hundred rate, and five hundred or more at the thousand rate. The foregoing does not apply to badly assorted orders, or to long lists made up of a few each of many varieties.

Terms Cash with order, if for immediate shipment. Orders for trees to be held for some weeks after the shipping season opens should also be accompanied by full payment. On orders booked in advance of the shipping season 25 per cent down, with the balance due when the shipping season opens. We do not care to ship C. O. D.

Remittances.—To secure safety and prompt acceptance, remittances should be made by Bank Draft, Express or Post-Office Money Order, Registered Letter, or Prepaid Express.

Method of Shipment.—Shipping directions should be plainly written, and we urge our customers, in all cases, to use our order sheets. We shall be pleased to forward additional ones upon application. Kindly indicate whether shipment is to be made by freight, express or mail. When method of shipment is left to us, or when no directions are given, we will ship according to our best judgment, by such means as we believe to be in the best interests of our customers.

Transportation at Purchaser's Risk and Expense.—All transportation charges are to be paid by the purchaser, and our responsibility ceases upon delivery to forwarding companies; claims for losses or damages must be made upon the latter. We will, however, start a tracer for delayed shipments, if notified, and use every means at our command to secure prompt delivery, or recovery in case of damage or loss.

Shipping by Parcel Post.—In ordering trees or plants for shipment by post, add 25 per cent to the list price, to cover cost of packing and postage.

Time of Shipment.—Unless instructed otherwise, orders received during the shipping season will be forwarded as soon after their receipt as possible, and orders booked in advance will be shipped as soon as may be after the shipping season opens.

Shipping and Planting Season.—November to March for all trees and shrubs grown in the open field; balled plants, bamboos, grasses and pot-grown plants may be shipped at any time. Shipments March to November should go by express or post. Prices in this catalogue cover the shipping season of 1923-24, ending May 1, 1924.


Selecting Varieties suited to locality is of the first importance, and can often be more advantageously done by ourselves than by purchasers. We are always glad to aid our customers in their selections, when so desired, and will, upon request, cheerfully furnish additional information in regard to the adaptability or desirability of particular varieties.

Substitution.—It is our desire to furnish stock exactly as ordered. On orders for commercial planting, substitution of varieties will not be made without permission from customer. On small orders, items which we are unable to supply will be omitted unless we are instructed to substitute.

Printed Labels attached with brass wire to everything sent out.

We Guarantee all stock sent out to be well rooted, well grown, true to name, properly packed, and shipped according to instructions. Our liability under the foregoing guaranty is limited in amount to the original price received.

Claims.—If, by any possibility, errors should occur, they will be promptly rectified, if claim is made within ten days after the receipt of the goods.



1924

GLEN SAINT MARY
NURSERIES
COMPANY

H. HAROLD HUME President
H. E. CORNELL Vice-President
A. B. JOHNSON Treasurer
E. L. STEELE Assistant Treasurer

C. R. STEPHENS Secretary
A. TYLER Assistant Secretary
R. L. WOLFE Assistant Secretary
H. A. TURNER Assistant Secretary


W. B. MATHIS, Field Manager

GLEN SAINT MARY, FLORIDA
GENERAL NURSERIES

WINTER HAVEN, FLORIDA, Citrus Nurseries

ESTABLISHED 1882

INCORPORATED 1907



Interior of our packing house at Glen Saint Mary

FOREWORD

THE production of staple fruit crops has reached very large proportions in America, and nowhere else in the world is fruit so freely used and so easy for the consumer to secure. All the year round fruit finds its way to distributing centers in large amounts. Thousands upon thousands of square miles of land are planted in orchards, and railway systems are taxed to their utmost to carry the product to market. Employment is given to a vast amount of labor, and fruit growing affects many related industries.

Never before has the interest in different fruit crops been so great as it is at the present time. Individuals and corporations are everywhere entering the field, and large amounts of capital are being used in developing the industry.

All of this interest in fruit farming and the planting of new areas has placed a large burden of responsibility upon the nurserymen of the country. They have supplied the trees necessary for orchard plantings, and only because their activities have kept pace with the demand has the development of fruit growing been made possible on its present scale.

From year to year, the Glen Saint Mary Nurseries have done their part in this forward movement. They have kept pace with the demand and have furnished their customers with needed stock.

It sometimes happens, in the expansion of a business, that quality is sacrificed to quantity, but the high standard of Glen Saint Mary-grown stock has always been maintained. For the planting season of 1923-1924, the Nurseries are prepared to furnish their usual high-grade fruit trees for orchard plantings, and ornamentals for the home grounds.

GLEN SAINT MARY NURSERIES COMPANY


GLEN SAINT MARY, FLORIDA

H. HAROLD HUME, President
October 1, 1923



Citrus trees in our Nursery, Winter Haven, Florida

Citrus Fruits



THE GLEN SAINT MARY NURSERIES COMPANY has for a great many years grown by far more citrus trees than any other nursery in the world. While we do not grow citrus trees exclusively, producing other nursery trees as well, still the growing of citrus trees has always been the paramount and largest interest of our nursery business. Words like "largest" or "biggest" do not necessarily mean much to a prospective buyer until he stops to consider that the reason for this largeness is nothing more or less than the result of a continued and ever-increasing demand for stock that has absolutely made good with our customers in every sense.

It is not our purpose to give a history of the citrus industry or to write a complete treatise on the culture of these fruits. The subject is too broad. The prospective planter has a general knowledge of the business, gained by association with it in some of its phases, and our forty years of experience in it are entirely at his command by personal visit or by mail.

We ourselves are deeply interested in growing Citrus Fruit. We know it to be a profitable business and we are constantly adding to our own plantings. Almost without exception, during the past several years the prices of Citrus Fruit have steadily increased and the demand has at the same time more than kept pace with the supply. There is absolutely no danger of overproduction and at this time the growing of Citrus Fruit commercially is, we believe, a safe and profitable industry.

Sour Orange, Rough Lemon, and *Citrus trifoliata* seedlings used in our nurseries are grown in our own seed-beds, thrifty, vigorous, well grown, carefully selected and graded at time of setting in the nursery rows. They have not been forced beyond their normal growth.

After transplanting in the nursery rows, the stocks are carefully fertilized and cultivated according to the methods worked out in the thirty-nine years of our nursery experience. Needless to say that, in this period of time, we have learned how to grow the very finest nursery trees that can be produced. That our customers agree with us is evidenced by the increasing volume of our business.

We know the comparative value of different sorts because we are growing them in our test orchards. In these orchards the largest-known collections of Citrus Fruits are to be found. For instance, at the meeting of the American Pomological Society in Washington, in November, 1913, we exhibited eighty-three varieties of Citrus Fruits of our own growing. No such collection of Citrus Fruits grown by one firm was ever before brought together. Not all of these varieties, are, of course, offered in our lists; but the best, as determined by actual test in the citrus districts, are propagated.

The varieties we are propagating are selected strains, with a straight-line history going back to an individual tree of known merit. In our propagation work, care is taken to select well-developed buds from trees of authentic parentage, thus making sure that the young trees are true to name—quality trees in every particular. At the time the trees are sold, the roots of one-year trees are three to five years old. The age of the root has an important bearing on the established character of the trees, as well as on the time the trees will come into bearing.



STOCKS FOR CITRUS TREES

To one not familiar with the industry, about to plant Citrus trees, the question of which stock to use must seem very perplexing. So many apparently conflicting claims for and against this or that root system are made. However, it should be remembered that the knowledge of an individual grower, unless he be a very extensive one, possibly may not extend beyond his own grove or his own immediate locality. Our experience and observations of many years embrace the entire citrus area.

Citrus trees can be grown on roots of any member of the whole citrus family. We have tried a great many of them. Most of them, for one cause or another, are not adapted for citrus fruit culture under general conditions. We have found that practically all requirements for success under different climatic and soil conditions can be met with Sour Orange, Rough Lemon, or *Citrus trifoliata* stocks.

Instead of being difficult to arrive at, we believe the choice of stocks almost imperatively settles itself. Each of the three stocks on which we grow Citrus trees possesses distinctive marked characteristics as well as adaptability to the location in which it should be used. Successful, heavy-bearing, beautiful groves are produced from trees on all of these stocks. But no one of them will meet all conditions. It is largely a matter of soil, location and climatic conditions.

ROUGH LEMON. This stock has a decided influence on the variety top worked upon it, especially as affecting its growth and degree of hardiness. Rough Lemon is the thriftiest growing of all stock and induces a vigorous growth of top. On account of its wide-spreading root system and very thrifty growing characteristics, it is the best stock for light sandy soils. Trees worked on it do well on soils so lacking in fertility that other stocks would be complete failures. On account of its rapid, vigorous growth, trees on Rough Lemon stock are more tender than when propagated on other stocks and should be planted where there is little or no danger from cold. As a rule, light sandy soils such as are found on the lower East Coast and in the high rolling regions of Polk, Orange and Lake Counties are quite immune from frosts, and to this type of soil the Rough Lemon stock is best suited,

SOUR ORANGE. No stock on which citrus fruits are produced is more widely used than Sour Orange; no stock is better adapted for the production of healthy, vigorous trees and fine quality fruit under a wide range of soil and climatic conditions. The first budded groves in Florida were grown on Sour Orange roots and this stock is being used almost entirely in all of the other citrus-producing sections of the world. It is a deep-rooted stock, healthy, free from disease and hardy. It

is adapted to the heavier soils such as good flat woods land, hammock and muck, and on these lands produces fine, vigorous trees. For the production of high-quality, late-keeping fruit it is unsurpassed.

CITRUS TRIFOLIATA. This is the hardiest species of citrus known in this country. It has become of great importance as a stock for Citrus trees of all kinds. Varieties budded on it are made hardier because of its dormant and hardy character, and the fruit is of exceedingly fine quality, ripening two or three weeks earlier than if budded on other stocks.

For the Satsuma Orange, it is the only stock to use, because of its influence on the quality of the fruit and the fruitfulness and hardiness of the tree. It is adapted to planting on alluvial lands, clay lands, soils underlaid with clay, and those which naturally contain plenty of moisture or to which water can be applied by irrigation. It should not be planted on high, dry, sandy lands lacking moisture. On such soils it is a failure.



Where our citrus stocks are started, at Dundee, Florida



Glen Saint Mary Nurseries Co. Glen Saint Mary, Florida

Citrus Fruits

VARIETIES PROPAGATED ON DIFFERENT STOCKS

Some varieties are more successfully grown on certain stocks than on others. Having this in mind, as well as certain other features, we do not attempt to grow or to offer to our customers citrus nursery trees of every kind budded upon each of the three stocks. It sometimes happens of course that a variety on one of the stocks is sold out, in which case it cannot be supplied until the next season. For this season's trade we have propagated the different varieties as follows:

VARIETIES ON ROUGH LEMON STOCK—

Oranges: King, Lue Gim Gong, Parson Brown, Pineapple, Tangerine, Valencia.

Grapefruit: Duncan, Marsh Seedless, McCarty, Triumph.

Lemons: Ponderosa, Villa Franca. **Limes:** Tahiti. **Kumquats:** Marumi, Nagami, Neiwa.

VARIETIES ON SOUR ORANGE STOCK—

Oranges: King, Lue Gim Gong, Parson Brown, Pineapple, Ruby, Tangerine, Valencia, Washington Navel. **Grapefruit:** Duncan, Marsh Seedless, McCarty, Triumph. **Lemons:** Ponderosa, Villa Franca.

VARIETIES ON CITRUS TRIFOLIATA STOCK—

Oranges: Homosassa, Lue Gim Gong, Parson Brown, Pineapple, Satsuma, Tangerine.

Grapefruit: Duncan. **Kumquats:** Marumi, Nagami, Neiwa.

PRICES

All Standard Varieties of Citrus, except Kumquats

	On Sour Orange and Rough Lemon Stocks. One-year buds on 4-year root system			
	Each	10	100	1,000
2- to 3-foot grade	\$0 70	\$6 00	\$55 00	\$500 00
1/2-inch caliper	85	7 50	70 00	650 00
5/8-inch caliper	1 10	10 00	95 00	900 00
3/4-inch caliper	1 35	12 50	120 00	1150 00
1-inch caliper (2 years)	1 75	16 50	160 00	1500 00

Tangerine and King Orange Trees

On Rough Lemon and Sour Orange Stocks

2- to 3-foot grade	85	7 50	70 00	650 00
1/2-inch caliper	1 10	10 00	95 00	900 00
5/8-inch caliper	1 35	12 50	120 00	1150 00
3/4-inch caliper	1 75	16 50	160 00	1500 00
1-inch caliper (2 years)	2 25	21 50	210 00	2000 00

Satsuma and Other Standard Varieties

On Citrus Trifoliata Stock

2- to 3-foot grade	55	5 00	45 00	400 00
1/2-inch caliper	75	6 50	60 00	550 00
5/8-inch caliper	95	8 50	80 00	750 00
3/4-inch caliper	1 20	11 00	100 00	950 00
1-inch caliper (2 years)	1 60	14 00	125 00	1100 00
1 1/4-inch caliper (3 years)	2 25	20 00	175 00	1500 00

Citrus trees are grown to a uniform height of 26 inches, and pruned for planting before shipment.



View in one of our Orange and Grapefruit groves

ORANGES

Since the very earliest days, the Orange has attracted the attention of fruit growers and fruit consumers. Today it is one of America's most important fruit crops and based upon it an enormous industry has been built up, and in addition to its importance in commerce, it has lost none of the charm that has come down to us from ages past. From time to time during the period which has brought the Orange to its present important place in industrial development, it has been prophesied that too many trees were being planted, that the fruit supply would so outrun the demand that producers would not receive satisfactory returns from their crops. In moments of pessimism, many have been guilty of such predictions. Yet, they have not come true, and looking at the matter broadly it is a safe venture to say that such a condition will never come about.

So far as our markets are concerned, the United States and Canada are one, with a population of one hundred and twenty millions. Last season, Florida's citrus production was approximately fifteen million boxes. This includes both Oranges and grapefruit, other kinds being produced only in negligible quantities. Allowing one hundred and fifty-six fruits per box, which, counting grapefruit, is certainly a liberal basis, we produced only enough to supply each one of our possible consumers with fifteen fruits. This of course for Florida's production only. Certainly there is no reason to be alarmed over our production if the distribution of the crop is handled properly. More than that, there is no immediate chance of increased plantings increasing the number of fruits per person, because of the natural increase in population. In this relationship of population and production lies the most satisfactory answer to any possibility of over supply. But the crop must be properly distributed, so that every city, town, village and rural community will receive its proper allotment of fruit. If citrus marketing agencies can approach their work with a broad enough viewpoint, there certainly is no danger of over-production.

Having this in mind, the Orange grower of today, considering the limited areas in which the crop can be successfully grown, can certainly look forward with confidence to the future of the industry in which he is engaged.

There was a period in the development of Orange growing in Florida when a very large number of varieties were propagated by nurserymen and set out by planters. Year by year, however, as the industry became stabilized their number has decreased until at the present time the list is confined to a sufficient number of varieties to adequately cover the fruiting season with a few special varieties to meet special conditions and special tastes. The list of standard varieties of Oranges which we are propagating for our customers cannot be improved upon and when a planter has decided upon the season at which he desires to market his crop, the question of varieties to plant is easily settled.

With the establishment of our nurseries in 1882 the propagation of the Orange was undertaken. We have seen many varieties come and go. For over forty years we have been growing citrus nursery stock. Naturally during these years we have learned much, and our work today is backed by a knowledge of how to grow good Orange trees that is of the utmost value to our customers.






Citrus Fruits

King Orange

The King Orange is the latest-maturing of the Mandarin (sometimes called the Kid-glove) group. It is ready for marketing in March and April. The fruit is of large size, flattened, deep orange in color, roughened and pitted on the surface, with a rather thick rind. The flesh is deep orange in color, quality excellent, with a sprightly, agreeable flavor in which sweet and subacid are well blended. The tree is an upright grower, with very dark green, shiny foliage. It is a very prolific sort and this, together with its late-ripening season and high quality of fruit, have combined to make it a very profitable variety. It always commands a high price in the markets. In any mixed orchard it is well worth planting, and it has a place in every home grove. This side of citrus fruit culture is very often lost sight of. Our whole attention is so often given solely to our commercial work that we lose sight of fruits to be grown for home use, and which add so much to the comfort and joy of living.



King Orange

Lue Gim Gong Orange

See illustration, page 8

In 1886, Mr. Lue Gim Gong, a Chinaman, in his grove near DeLand, Fla., pollinated Hart's Late flowers with pollen from what was believed to be a Mediterranean Sweet Orange. An Orange resulting from this cross contained fifteen to eighteen seeds, and from these seeds twelve trees were raised, no two of which proved to be the same. One tree, the variety now known as Lue Gim Gong, when it came into fruiting, proved to be a decided improvement over Hart's Late, in fact, was a fruit quite out of the ordinary. From observations extending over a period of several years, it was found that in addition to being an Orange of fine appearance, of exceptionally good flavor and quality, it did not ripen until extremely late in the season; in fact, it was not fully ripe until several months after Hart's Late. Also, it was found that the fruit hung on the tree throughout the summer months with very little dropping. So convinced were we of its merits, that we entered into a contract with Mr. Lue Gim Gong for the exclusive right to undertake the propagation of the new Orange. Convinced that the Lue Gim Gong possessed merit in many particulars which placed it in a class by itself, we offered it to our customers for the first time in August, 1911. Several of our largest customers planted heavily of it and now report to us that it has proven out fully the splendid qualities we knew it possessed. In our own commercial groves we now have many acres of bearing trees of the Lue Gim Gong Orange. The most noted horticultural organization in the country today, as it has been for the past sixty years, is the American Pomological Society. This Society, recognizing the merits of the Lue Gim Gong Orange, awarded a Wilder Silver Medal to this variety. We believe this is the first time a Wilder Medal has been awarded for a new variety of Orange since the Society was organized, and gives a fair idea of the estimation in which this fruit is held by experts.

The Lue Gim Gong Orange is an established commercial success. Based on reports from our customers, and upon the behavior of bearing trees in our own groves, we give the following information: In size, the fruit is large, packing 126 to 176 per box; in form oblong, carrying its full diameter well down to the rounded base. The color is a deep orange-red; skin smooth; sections ten or eleven in number; flesh deep orange, very juicy, and free from rag. The flavor is a rich blending of sweet and subacid and, when fully ripe, of delicious, unsurpassed quality. It is nearly or quite seedless. The fruit is a good keeper and fine shipper and in itself is very hardy and resistant to cold.

Lue Gim Gong trees are hardy, thrifty growers. In our own groves and nurseries we have observed during several cold snaps that trees of this variety invariably suffer less injury than any other variety of round or sweet Orange. With us there is no question but that it is the hardiest of the sweet Orange group. This statement is amply borne out by the observations of many growers under widely different conditions.

Southern Planting Facts




Citrus Fruits

Lue Gim Gong Orange, continued

The tree is a good bearer, the equal, if not the superior of any late Orange in this particular. It is a regular bearer, and this is very unusual, for in the case of most late varieties, if the Oranges are allowed to hang on the trees until late in the season, the crop following will be light. It produces a low, well-rounded head, spreading rather than high and upright, and is the thriftiest-growing variety of all the Orange trees we know.

The fruit is edible in March and April, but is then too acid for most tastes. It begins to ripen in June, and from then on is delicious. It will hang on the trees for months, but for all practical purposes would be marketed as a remarkably late Orange for one year, say in June or July, or as an exceptionally early one for the next season, in September or October. Certainly there is no risk of violating the green-fruit law when shipped at the later dates. From our own groves, Lue Gim Gong has brought us splendid prices and now, with our complete knowledge of the variety, we unqualifiedly recommend it for commercial planting.

Many who purchased Lue Gim Gong trees from us when first introduced have repeated their orders in the intervening years. This is sufficient indication of its value.



Lue Gim Gong Orange


SEE PAGE 5 FOR PRICES



Parson Brown
Oranges

Parson Brown Orange

Many early Oranges have been tried out, but of all these only one remains that can at this time be considered. It is not all that might be desired, but Parson Brown is, so far, the best early Orange that has been grown on a commercial scale. And it has made money on the early market, since it is the earliest variety that will stand the Government acid test. Our strain of Parson Brown goes straight back to the original source, and we have been growing it in orchard and nursery for more than twenty-six years. We have selected and reselected it from bearing trees until we know there is no better Parson Brown than the old Carney Parson Brown, Glen Saint Mary-selected and -grown. It was introduced about 1878 by Capt. J. L. Carney, of Lake Weir, Fla., and soon attracted attention because of its early ripening habit and other desirable features. The fruit is of medium to large size, of good quality, and is ready for market in November or sometimes in October. For early market, it is the best early Orange to plant.



2 to 3 ft.

$\frac{1}{2}$ -inch caliper

$\frac{5}{8}$ -inch caliper

$\frac{3}{4}$ -inch caliper

1-inch caliper

Citrus Tree Grades. The lines show where they are pruned to 16-inch stubs

SEE PAGE 5 FOR PRICES



Pineapple Orange

The fame of this variety was established many years ago, and of all the Oranges which have originated in Florida it has been most largely planted. It often happens that varieties in favor at one time are later supplanted by others, but this has not been the case with Pineapple. No orchard planting today is contemplated without considering this variety,



Pineapple Oranges

Oranges are grown in Florida the Pineapple Orange will make up a generous part of the output. It originated in the heart of the old citrus belt of Florida, near Citra, in the grove of Dr. James B. Owens. Because of its peculiarly fine flavor and its fancied resemblance in flavor to a pineapple, it was so named. The fruit was first marketed in quantity by Bishop, Hoyt & Co. It soon established a reputation, a reputation it has maintained and increased from year to year.

The fruit is of good size, a deeper, richer red in color than any other round Orange we know. Of course, it has to become well ripened before its full color develops, and in some localities it takes on higher color than in others. In quality it is unsurpassed, its flavor being a rich blending of sweet and subacid peculiar to the variety. It not only resembles the pineapple in taste but also in odor. Pineapple Orange trees bear well. For its season, January to February, it has no superior.

Ruby Orange

A valuable variety, and, when well grown, it is not too much to say of Ruby that it is a standard of quality. This Orange came from southern Europe. It does not, like most Oranges, possess marked acidity, so can be shipped and eaten early in the season, November and December. As the fruit hangs on the trees longer, however, its full, rich flavor develops, the skin usually becomes streaked or mottled over with red, and toward the end of its season, about March, the entire pulp often becomes blood-red. The fruit is of medium size, about 176 to the box, usually somewhat flattened, skin thin, very tough; pulp melting, rich, juicy and of exquisite flavor; quality unsurpassed. Ruby on Rough Lemon root is earlier and its season not so long as when grown on other stocks. The tree is a good grower, dense foliated, thornless, and a regular, prolific bearer.



Tangerine Oranges

Dancy Tangerine Orange

This Orange, a "kid-glove" Orange by the way, is so often referred to as a fancy fruit that its real value as a straight money-making variety is often lost sight of. Plantings of Tangerines have proved to be very profitable, and quantities now produced are always marketed at good profit. Moreover, it ripens and is ready for market when its extremely high color lends most value to its sale.

The tree is compactly headed, dense, and rather upright, but tending to spread as it grows older, the head being opened by the weight of heavy crops of fruit. It is a very ornamental as well as a wonderfully prolific variety. This feature has been further increased in Glen Saint Mary trees by the careful attention we have given to its propagation for many years. The fruit is flat, of medium size, with very smooth rind and very high color; a brilliant deep orange-red, almost tomato-red, sets it in a distinct class from all other citrus fruits. The flesh is dark orange in color, with melting pulp, very free from fiber, and filled with delicious juice. Like Satsuma and King, the skin is very easily removed and the sections readily separated without breaking the juice sacs or soiling the fingers. Dancy originated in Florida, at Buena Vista, in St. Johns County, the original tree being raised by the late Col. Francis L. Dancy, and it was brought into cultivation about 1871. For the grower who desires to produce a high-grade fruit that is just a little out of the ordinary, Dancy Tangerine is a safe variety to plant.

Valencia Orange

See illustration on page 12

This Orange has been known by many names, Hart's Late, Tardiff, Valencia Late, etc. It came to America from Spain in different ways, but it is all one Orange. Today it is the most widely grown late Orange and the only one to be considered for its season, March to May. At this time of year, Oranges generally command a fine price, and, consequently, plantings of Valencia are very profitable. In planting Valencia, a locality must be selected that is reasonably free from frost, as the fruit remains on the trees throughout the winter months. Valencia fruit is of medium size, of good color, with thin skin, and firm, deep orange flesh. It contains only a few seeds. In quality, it is delicious, and in this respect nothing more could be desired. The tree is a strong grower, and our selected strain from one of the finest Valencia orchards in California is a good bearer. We have tested out a large number of different strains of Valencia and still have many of them in fruit in our test orchard at Winter Haven, Fla., where our customers may see them. While these show little or no variation in fruit or tree characteristics, we believe the one we are propagating is the most prolific.



Valencia Oranges

Washington Navel Orange

In many ways this is the most remarkable Orange grown today. It is the Orange which standardized the output of California citrus orchards, and perhaps it is not too much to say that this single variety has been in a large measure responsible for citrus development in that state. Florida growers are not, or should not be, interested in it, because it will not yield enough fruit to pay for planting it. Fruit can be secured from trees budded on Rough Lemon or *Citrus trifoliata* stocks, but even then it has no place in a commercial planting. We grow it for our trade in other countries. The fruit carries its own trade-mark—the navel marking on the blossom end of the fruit. In size, it is large, the pulp meaty, not so tender and juicy as some of the finer varieties, but still a very fine Orange. It is an excellent shipper, and its high color and seedlessness are other important points in its favor as a market fruit. It can be grown successfully on heavy soils, on sour orange stock, in irrigated districts, and for such localities it is highly recommended. Introduced from Brazil, in 1870, it was exhibited at Riverside, Calif., in 1879 and shortly after that its propagation and planting were undertaken.



Glen Saint Mary Nurseries Co. Glen Saint Mary, Florida

Citrus Fruits

Owari Satsuma Orange

For many years it was believed that there was but one Satsuma Orange. The investigations of Dr. T. Tanaka, however, have shown that in Japan there are at least a half dozen well-marked varieties of Satsuma, with still others showing minor distinctions. A careful investigation of Satsuma orchards has been made in America by Dr. Tanaka and Mr. Leo. B. Scott, of the United States Department of Agriculture. They found that three strains of Satsuma have been unknowingly mixed together, propagated, sold, and planted. The result in the bearing orchards is most unsatisfactory, as the resulting crops are not uniform in size, quality, or time of ripening.

When the propagation of Satsumas was undertaken by the Glen Saint Mary Nurseries (trees were first offered for sale in 1888), but one single introduction was made. The propagating material of this strain came from Maj. O. P. Rooks, Fruitland Park, Fla. To this single introduction, all our subsequent propagations trace back. Orchards planted with Glen Saint Mary trees throughout the Gulf Coast country became noted for the fine, large, uniform, early-maturing crops of fruit they produced. An investigation made by Dr. Tanaka and Mr. Scott has shown that our trees in orchard and nursery consist of a pure strain—Owari Satsuma. This is the variety most commonly grown in Japan, where it has practically supplanted other strains. Through all these years—past thirty-five years to be exact—this is the variety we have furnished our customers. This is so as the direct result of our policy of line propagation, beginning with a definite specimen of known worth. The fruits of Owari Satsuma are large, flattened, depressed at both stem and blossom end, deep orange in color, with thin smooth rind, which may be stripped from the pulp with the fingers without breaking the sections into which the fruit is divided (see illustration), and nearly or quite seedless. No citrus fruit that we know of surpasses a well-grown, well-ripened fruit of Owari Satsuma from our orchards. Trees of this strain are thornless, prolific, vigorous, rather upright growers. For years we have marketed our crop during October and early November, though sometimes we have shipped in September. Owari Satsuma is an extremely hardy tree, having gone through 15 degrees Fahr. without injury, and its natural hardiness is increased by budding on *Citrus trifoliata* stock. This is the only stock adapted to it, the only one on which we grow it. Young trees are heavy bearers, and under proper conditions an orchard of this variety brings early returns on the investment. It is particularly adapted to west Florida, southern Georgia, Alabama, Mississippi, Louisiana, and the Gulf Coast country of Texas. In this section Owari Satsuma is a high-class, profitable orchard fruit.



Owari Satsuma Oranges

SEE PAGE 5 FOR PRICES




LEMONS

While not so hardy as the orange and pomelo, yet Lemons can be grown over a wide range of territory. Even in north Florida we have often been able to produce more fruit than we could use. Certainly no collection of citrus fruits for home use in the citrus belt is complete without a few Lemons, and in sections most immune from cold this fruit may be grown in quantity.

A number of years ago, before the newer sections of Florida were opened up, Lemons were raised in considerable quantities. A number of causes contributed to the reduction of the plantings, until at this time Lemons are grown in small numbers only. It is now quite certain that a return to the planting of this citrus fruit will make a profitable investment under proper conditions. The growing of Lemons for use in this state alone is an industry worthy of consideration.

Ponderosa Lemon

An exceptionally large Lemon, fruits weighing from 1½ to 2½ pounds. This fruit, while a great novelty, has at the same time a well-defined usefulness. The juice from one of them will make a large pitcher of lemonade. It can also be used in all the culinary ways in which ordinary Lemons are used. It makes a very fine, thrifty, ornamental tree




Villa Franca Lemons

and bears heavy crops when quite young. Two or three of these trees should be included in every home orchard planting.

Villa Franca Lemon

In our test orchards we have grown and fruited for years all the important commercial varieties of Lemons. As a result of these tests we are convinced that Villa Franca is the Lemon for Florida. It has taken first rank in many competitive exhibits, and is the variety to plant for either local use or for market. The fruit is juicy, strongly acid, and of fine quality, almost or quite seedless. The tree is quite free from thorns, a fine grower, and produces regularly fine crops of good fruit. A few trees to provide fruit for home use or for local market are a valuable addition to a citrus planting.



Original Duncan Tree



Sister Tree to Duncan


Though over eighty years old, these trees are still producing enormous crops of fruit

GRAPEFRUIT

The Grapefruit industry of today is a growth of not more than thirty-seven years. The increase in cultivation, production, and use of Grapefruit is without a parallel in American horticulture. It is Florida's greatest single fruit contribution to the tables of the world, and it is in Florida that its culture has reached its greatest development. Its consumption has increased faster than the supply. Extensive advertising in various ways, resulting in wide distribution, has been a large factor in popularizing this comparatively new and very wholesome fruit. In addition, it should be remembered that, tree for tree, a Grapefruit planting will produce twice the number of boxes of fruit that orange trees will at practically the same cost of production. For example, under the same conditions, assuming that a six-year-old orange tree will produce 2 or 3 boxes, a Grapefruit tree of the same age will yield 4 or 6 boxes. The market for Grapefruit is continually broadening, and canning the fruit has greatly widened its distribution. Prices are good, the trees bear heavy crops, and considering the very limited area where real Grapefruit can be successfully grown, the outlook is very promising indeed.


Duncan

We consider Duncan the finest Grapefruit grown. During all the years we have been in the citrus business (and during this time we have grown, observed, and tested a host of varieties), we have never found a Grapefruit which is quite the equal of Duncan in all-round desirability. It has everything a Grapefruit should have, and is lacking in no particular. Its size is exactly what the markets want and pay best prices for—54's to 70's. Its shape is round, slightly oblate, and it packs well. Color a clear light yellow, with oil-cells showing through the smooth skin. The juice content is particularly heavy and possesses more than any other Grapefruit the true sweet-bitter-acid-grapefruit flavor. The season of this fine Grapefruit is an extended one. It is ripe enough in color and quality to ship in early December, and it can be held on the tree without deterioration until late in May. We have been propagating Duncan for more than a quarter of a century. Our first budwood was secured from the original tree, which is illustrated on this page. About a hundred and ten years ago, a Spanish nobleman, Don Phillippi, settled near Green Springs, in what is now Pinellas County. There he planted Grapefruit seeds and grew a citrus grove. This is the oldest Grapefruit planting of which we have a record, and doubtless many of the old seedling plantings throughout Florida owe their existence to this Spaniard's enterprise. One of his trees, still living, produced fine fruit, and seeds of it were supplied to his neighbors. Duncan is a seedling of this original tree and was first brought to notice by Mr. A. L. Duncan, of Dunedin, Fla. Mr. Duncan discovered the tree quite by accident. The fruit was served him at tea one Sunday evening by Mrs. J. G. Snedecor, the owner of the grove in which the original Duncan tree stood. It was of such exquisite quality and so superior to any he had known throughout his years of experience as a grower that he became deeply interested in it. He exhibited specimens at the horticultural society meeting where the fruit attracted much attention. The ex-president of our



Duncan Grapefruit

company, Mr. G. L. Taber, secured budwood from the original tree through Mr. Duncan, grew trees of it, and first offered it for sale in the catalogue issued in September of 1895. Mr. A. L. Duncan said of it, "I do not know how either tree or fruit could be improved," and today it stands in a class by itself, even as it did then. We have been propagating Duncan ever since. The original Duncan tree at Green Springs, Fla., has weathered the storms, cold spells, and neglect of more than eighty years and is still bearing good crops. Through all the cold periods which we have experienced during the past quarter of a century, both in north and south Florida, we have observed that Duncan invariably has suffered less than any other variety. It is unquestionably the hardiest of all the Grapefruit.



Marsh Seedless Grapefruit

Marsh Seedless

This fine variety originated at Lakeland, Fla., and was first brought to notice and grown by Mr. C. M. Marsh, about 1895. Its most marked characteristic is its practically seedless fruit. Its marketing season begins in January, and, because it is so nearly seedless, the fruit can be held on the trees later

Southern Planting Facts



Citrus Fruits

Marsh Seedless Grapefruit, continued

than all other varieties except McCarty, which is equally late. The fruit is very handsome in appearance, with smooth yellow skin. The quality is fine, a great favorite in the markets, and always commands good prices. It is becoming known as a distinct variety, and sells, not simply as Grapefruit, but under its own name. Like all other varieties of Grapefruit which we grow and recommend for commercial planting, Marsh Seedless fruits run in the sizes most desired by the fruit trade.

The tree makes a low, dense, spreading head, often measuring more across the spread of the branches than it does in height. It bears heavy, regular crops. In every well-balanced planting, Marsh Seedless should be given a liberal place.

McCarty Grapefruit

Many years ago the McCarty Grapefruit, an Indian River variety named after the late Mr. C. T. McCarty, attracted our attention. After keeping it under observation for several years, we decided to propagate it. It possesses in a marked degree the distinctive habit of producing its fruits singly instead of in bunches or clusters. This feature, coupled with its late ripening period and its very high quality have so impressed us with its merits that we have come to regard McCarty as one of the finest Grapefruits grown in Florida today. Because it does not grow in clusters, the fruit is very uniform in size and shape, and very free from those blemishes caused by clustering, such as extensive scale injury and misshapen fruits. We believe this variety is not surpassed by any other as a regular, uniform bearer. The fruit is of best market size, light, waxy yellow in color, with skin of beautiful texture. It is distinctly a fancy fruit; has a perfect Grapefruit flavor and the flesh is melting, free from fiber and rag when properly grown.



McCarty Grapefruit



Citrus Fruits

Triumph Grapefruit

There is always a demand for an early Grapefruit, particularly for home use or for local market. Those varieties which ripen in midseason or later do not develop sufficient juice early in the season to make them satisfactory at that time. The Triumph Grapefruit fills the place of an early fruit better than any other variety with which we are acquainted. It is in good eating condition in November and has a season of about eight weeks depending upon the stock on which it is propagated and the citrus section where grown. It is a very prolific sort and the fruit, though smaller in size than our other varieties, runs very uniform. The size of the fruits may be materially increased by judicious thinning late in June. It is heavy, juicy, well-flavored, and smooth-skinned. It is sweeter than Grapefruit ordinarily is and in quality it is fine. The tree is quite an upright grower, with characteristic appearance and foliage. It is more susceptible to cold than other varieties and its location should be carefully selected.




Triumph Grapefruit

The Tahiti Lime

Of all the acid fruits which may be grown in Florida, the Tahiti Lime is one of the most satisfactory for home use as well as for commercial planting. It is not quite so hardy as the lemon and its culture should be confined to localities where there is little or no danger of injury from cold. It grows as a dense-foliaged, round-topped tree, 12 to 15 feet in height. It is a very vigorous grower and remarkably free from insect and fungous pests.

The fruit of Tahiti is of the finest quality for making ade. It is best suited for use when full size but while the skin is still green. In size and shape it resembles a small lemon, but it is a much smoother and nicer fruit. It is seedless, has a splendid Lime flavor, and is so much superior to other varieties of Limes that it is the only one we now propagate. Our experience has shown that the Tahiti Lime is a complete success on Rough Lemon stock. On this stock it makes a splendid growth and is very prolific. Matured fruit, partly grown fruit, and blossoms are found on the trees at nearly all seasons of the year, but the heaviest bearing season is in summer when the fruit is in greatest demand.

There is no purpose for which Lemons or the smaller Limes may be used to which Tahiti is not equally adapted. The variety should be given a place in every home orchard in southern Florida.



Tahiti Lime




Citrus Fruits

KUMQUATS

The Kumquat is the smallest of the citrus fruits in general cultivation in this country. Usually the plants are called bushes, for they do not make trees. The plant grows to a height of 10 to 12 feet, with a spread of branches about equal to its height. The bright, dark green leaves and deep golden yellow fruits make a very pleasing combination of color. The flowers are small, sweet-scented, and appear in June on the shoots produced earlier in the same season. The fruit ripens during the fall and winter, beginning with the month of November. As an ornamental alone, it is not surpassed by any other evergreen shrub with which we are acquainted.

In point of hardiness, the Kumquat ranks with the Satsuma orange. It will withstand temperatures of 15 degrees Fahr. and even lower.

We are the largest growers and shippers of this fruit in the country, having marketed from four to six hundred bushels of fruit annually for several years past. The crop has netted from \$2.50 to \$3.25 per bushel, sometimes selling as high as \$6 to \$10 per bushel. We have found it a profitable fruit to grow, as the trees yield well and can be planted close together. When gathering the crop we always cut the fruit from the trees with twigs and leaves attached, and pack a goodly proportion of leaves with the fruit. They are packed in quart baskets and shipped in strawberry crates. The fruit always sells better with foliage attached. This is an advantage, as the leaves help to fill up the baskets, and make a larger bulk than if the fruit alone were packed. The fruit is largely used for table decorations, and is in largest demand for Thanksgiving and Christmas holiday trade. Very appetizing jelly and marmalade may be made from the fruit, and it can also be crystallized. For commercial planting, or for use as an ornamental for home use only, Kumquats are well worth planting.



Nagami Kumquats

PRICES ON KUMQUATS—On <i>Citrus trifoliata</i> and Rough Lemon Stocks	Each	Per 10	100
1-year buds, about 1 to 2 feet, stocky	\$1 25	\$11 00	\$100 00
2-year buds, about 2 to 3 feet, stocky	1 50	13 50	125 00

Marumi. Fruit round, about 1 inch in diameter; bright golden yellow. Rind sweet, with pleasant flavor; pulp and juice sprightly; very fine. Tree forms a well-rounded, symmetrical head.

Nagami. Fruit oblong, about 1½ to 2 inches long and 1 inch in diameter; fruit golden yellow; rind sweet; pulp and juice sprightly, of fine flavor. Tree forms a nice head, more open than Marumi.

Neiwa. Fruit round, slightly larger than Marumi; pulp sweet when fully ripe. Of recent introduction and very desirable. Best of all Kumquats to eat out of hand.



New and Uncommon Citrus Fruits

On this and the following page we are offering a few new or uncommon citrus fruits. After many years, the citrus fruits commonly grown in commercial plantings have become fairly well standardized. In reality, this is the outcome of a large experience gained by many growers in different parts of the citrus districts. Had it not been for the testing of many sorts, we would not today have the exact knowledge concerning the behavior of different varieties that we now possess.

The varieties described here are old enough to have been fairly well tested out, and they are, in our opinion, worthy of planting. Some of them, we believe, will secure a place in commercial plantings as soon as they become better known.

The home-orchard is a neglected side of citrus culture at this time. Citrus trees are almost invariably planted to supply fruit for some distant market, and the wonderful variety of very fine fruits for home use do not receive the attention they deserve. The varieties described here are well worthy of a place in the home-orchard. From time to time, in the future, it is our policy to add to this list from the number of new sorts now under test.

Calamondin

Small, $1\frac{1}{4}$ inches in diameter, deep orange-red, flattened, with thin skin, easily separated from the pulp; sections easily separated as in the Mandarin oranges; juice clear, strong acid (5 per cent), with a pleasant, peculiar flavor. Very hardy, prolific, ripening during November and December. This citrus tree is very hardy. In north Florida it has shown itself to be nearly or quite as hardy as the Satsuma orange. It is a very handsome tree and well worth planting for its ornamental effect. The juice makes an "ade" that can hardly be surpassed in quality.

Eustis Limequat

This new citrus fruit is the first of its kind offered to tree planters. It is the result of a cross made a number of years ago by Mr. Walter T. Swingle, of the U. S. Department of Agriculture, between the Nagami kumquat and a lime. Mr. Swingle was trying to secure a hardy acid fruit and has succeeded even beyond his greatest expectations.

The fruit is oblong or roundish oblong, somewhat larger than the ordinary run of Key or Mexican limes, with skin resembling that of the grapefruit in color and texture, but with a flavor or taste peculiar to itself. The acid is clear and strong and of finest quality. The tree resembles somewhat the Mexican lime in habit of growth. It is hardy and may be grown at least wherever the sweet orange can be produced, and the indications are that its culture may be extended beyond these limits.

The introduction of this fruit makes it possible to produce an acid fruit of finest quality throughout the entire sweet-orange area. It is a very important addition to our list of citrus fruits, whether for market or for home use.



Eustis Limequat

Southern Planting Facts



Citrus Fruits

Foster Grapefruit (The Pink Grapefruit)

This variety of Grapefruit originated a number of years ago, as a bud sport on a tree of Walter's Grapefruit near Bradentown, Fla., and was introduced by Mr. E. N. Reasoner, Oneco, Fla., in ——. We have had this variety in fruit in our test-grove for a number of years and are very favorably impressed with its quality and general excellence. The flesh is purplish pink in color and in quality it ranks as one of the best of the Grapefruits. The outstanding feature of this variety is the very excellent quality it develops early in the season, and we class it as one of the best, if not the very best, early Grapefruit that we know of. It is well worthy of extended trial.

Mandarin Orange

The Mandarin or China Mandarin Orange is an old sort. It has distinct value as an ornamental tree and in some sections, notably in southern Louisiana, it is given preference in commercial plantings. Years ago we used to grow this variety in considerable quantity; then dropped it from our lists. Recently we have had so many inquiries for it that we are again growing a few trees of it.

The fruit is of medium size, flattened, deep yellow, with thin skin and loosely adhering segments. The flesh is dark orange-yellow, spicy, and of good quality.


The foliage is fine and small, and the growth willowy, combining to make it a very beautiful tree.

Thornton Tangelo

As its name indicates, this citrus fruit is the result of a cross between the Tangerine orange and the Pomelo or grapefruit. It originated a number of years ago as the result of a cross made by Messrs. Swingle and Webber of the U. S. Department of Agriculture. In habit of growth it is similar to the grapefruit, but the skin is easily removed from the flesh; in this particular it is like the tangerine. The fruit is smaller in size than most grapefruit (which, in general, it resembles). The flavor is very agreeable, a new combination of flavors, as might be expected from its origin. It is well worthy of a place in the home grove.

New and valuable citrus varieties on rough lemon stocks, Calamondin Lime, Eustis Limequat, Foster Grapefruit, Thornton Tangelo; on sour orange stocks, Foster Grapefruit, Thornton Tangelo. On *Citrus trifoliata* stocks, Calamondin Lime, Eustis Limequat, Mandarin Orange.

Prices, \$1.50 each, \$13.50 for 10, \$125 per 100



Foster Grapefruit



PECANS


In recent years the Pecan has become a very important nut, particularly in the Southern States, and it may be said that there is no other fruit or nut tree which fits so well into the general farming of this region as the Pecan. Cotton, corn, cowpeas and other farm crops can be grown to advantage among the trees when they are young, and even until the trees have begun to bear well. In short, the land may be farmed almost as though the trees had not been planted on it, yet the trees, under this management, will grow and do well. The region in which the Pecan may be grown, with a proper selection of varieties, extends from Virginia to Florida, thence west into Texas and Oklahoma. It is destined to become the most important horticultural tree in this whole region, and the Pecan orchards of the South will rival the apple orchards of the North and Northwest. The Pecan, under proper conditions, will continue to bear fruit long after other fruit trees planted at the same time have ceased to grow; in fact, a Pecan orchard is equal to many peach orchards—for instance, in length of life and fruitfulness. As shade trees they make handsome specimens and they are well adapted for street, road, and yard planting.


Pecan Soils

While it is a fact that the Pecan tree will succeed on a wide range of soils, it is wise, since it is a valuable, long-lived tree, to choose good land for the Pecan planting. This soil should not be low and wet; it should be well drained, yet it should contain a goodly supply of moisture. Sandy loams underlaid with clay, light clay lands and alluvial lands are suitable. The land should contain humus in large amounts for best results. Before planting, the land should be thoroughly cleared of stumps and roots; if it is good farm land, and in good farming condition, it will be ready for planting at once, but new lands, or those deficient in humus or vegetable matter, should be well broken, and planted in cowpeas or velvet beans for at least one season before planting. In autumn, after the vines are dead and dry, they should be plowed back into the land, and the soil well harrowed, to put it in best condition. This will add the needed humus to the soil.

Cultivation

The best cultivation for a Pecan tree does not differ materially from that given other kinds of fruit trees. The orchard should be plowed in autumn. Cultivation should begin early in spring before growth starts and should continue at intervals of a week or ten days





Curtis

Frotscher

Schley

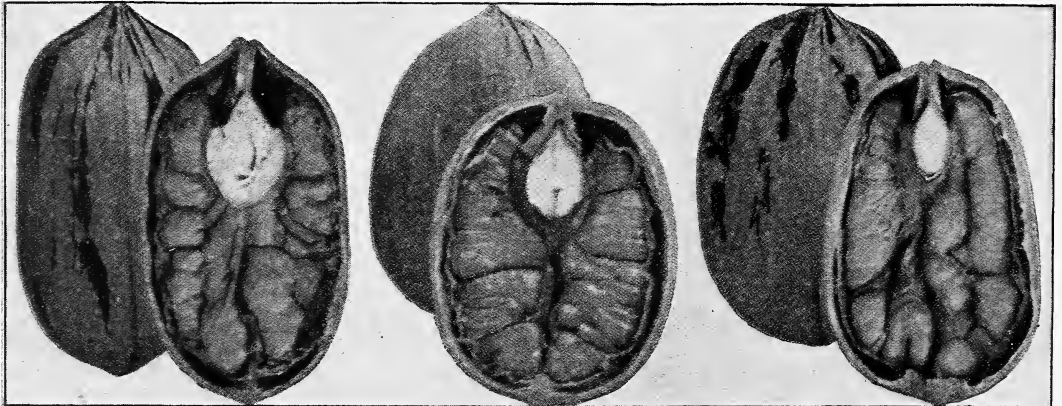
until about the first of July, when cultivation may be discontinued. If the land is planted in truck or farm-crops, there should be a strip of 5 to 6 feet on each side of the tree rows left unplanted. This strip should be cultivated regularly, to conserve moisture and keep the trees in good growing condition. In six to eight years after planting, the trees will begin to bear light crops, and by ten years they should be yielding fairly well. After this, it is doubtful whether it is good practice to continue cropping the land, both because the trees need the land and because the shade cast by them will interfere with the crops. Indeed, cropping may have to cease earlier, particularly if the trees are closely planted. Crops of cowpeas, beggar-weed or other legumes should be grown from time to time and turned into the land. A good fertilizer for young trees is one containing about 4 per cent ammonia, 7 per cent phosphoric acid and 3 per cent potash. For bearing trees increase the potash to about 5 per cent. Stable manure and wood-ashes can be used to advantage.

PRICES ON PECANS.

	Each	Per 10	100
2 to 3 feet.....	\$1 00	\$9 00	\$80 00
3 to 4 feet.....	1 20	11 00	100 00
4 to 5 feet.....	1 50	13 00	120 00
5 to 7 feet.....	2 00	17 50	160 00
7 to 9 feet.....	3 00	27 50	

VARIETIES OF PECANS DESCRIBED

Curtis. A medium-sized Pecan, with bright, clean shell, marked with a few purplish specks; ovate, rounded at base, pointed at the apex; shell very thin; cracking quality excellent; kernel yellow, plump, full; rich, nutty flavor.



Stuart

Moneymaker

Success



Glen Saint Mary Nurseries Co. Glen Saint Mary, Florida

Nut Trees

Frotscher. A large, oblong nut, $1\frac{3}{4}$ to $1\frac{7}{8}$ inches in length; bright yellowish brown in color with a few purplish black markings; shell very thin, cracking easily. Kernel large, easily removed, full, of good quality. Tree vigorous, of spreading habit with scaly bark; bears heavy crops and can always be depended upon.

Moneymaker. Size medium, $1\frac{1}{4}$ by 1 inch, rounded, oblong; light yellowish brown shell of medium thickness, cracking easily; kernel full, plump, rich. A heavy bearer of splendid nuts and adapted for planting over a wide territory.

Schley. Size medium to large, $1\frac{1}{2}$ to $1\frac{7}{8}$ inches long; oblong, somewhat flattened; light reddish brown; shell thin, separating easily from the kernel; kernel full, plump, bright in color; flavor rich, nutty; quality best.

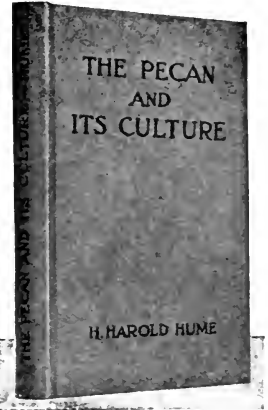
Stuart. Nuts large to very large, $1\frac{1}{4}$ to 2 inches long; oblong; brownish shell; strongly marked with dark color. Shell of medium thickness and of very good cracking quality. Kernel full, plump, bright-colored. Heavy bearer. Gives satisfaction in many parts of the country and is being widely planted.

Success. Size large, oblong, tapering to the apex. Color reddish brown, purplish markings, shell thin, cracking quality good, partitions thin; kernel large, full, plump, yellow; flavor sweet; quality very good. The tree is a good grower; a heavy and regular bearer. A fine variety. Success usually is one of the latest to start growth in spring.


The Pecan and Its Culture

By H. HAROLD HUME

Pecans are rapidly becoming one of the most important orchard trees in the South. In fact, for general planting they are entitled to first place because of their peculiar adaptability to many conditions and locations. The merits of this valuable nut are being recognized as never before, and the crop has gained a firm place in the markets of the country. To supply reliable information on Pecan-growing, this up-to-date work, touching every cultural detail, has been prepared after many years' careful study of the industry. The book is thoroughly practical and contains the information needed by every grower of Pecans. Third edition, 195 pages, cloth-bound; price \$2, postpaid.



A block of Pecan Nursery Stock



Florida Gem Peaches



Block of Chinese Sand Pears



Terrell Plum Tree

Deciduous Fruits

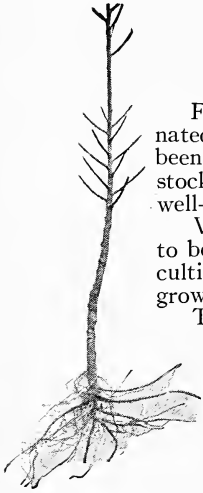
In the lower South there are a number of deciduous fruits of decided merit which may be planted to advantage either in commercial orchards, or for home use. The most important of these are Peaches, Plums, Persimmons, Figs, Pears and Grapes. To a less degree, Pomegranates, Mulberries, and Quinces are well worth while, in many sections. It may seem strange to include the Pear for instance, but the Pear, since the introduction of blight-resistant varieties, is coming back again. We have a large number of these under test. There are several distinct features in favor of deciduous fruits. Planting can be easily established at low cost, and results are quickly secured. When intelligently handled, they give very satisfactory results.

PEACHES

For forty years we have been studying Peaches. During this period we have originated and introduced a large number of different kinds. We have throughout this period been growing nursery trees. Our land is particularly adapted to the growing of fine Peach stock, and we are able to offer our customers the best trees that can be produced. They are well-grown, true to name,—in short, "Quality trees" of the very best strains.

Varieties should be carefully selected, to have them adapted to the section where they are to be planted. This done, good trees planted on new land with good drainage, and carefully cultivated, will bring quick returns, and are among the most satisfactory fruits that can be grown.

The types of Peaches are as follows: *Persian*, commonly planted in the North. *Northern Chinese*, which includes Elberta and related varieties, generally planted in the cotton-belt: well adapted to western Florida. *Spanish*, native varieties that have originated in Florida and on the Gulf Coast, adapted to the latitude of northern Florida. *Honey*, comprising the Honey and its seedlings, adapted to northern Florida, southern Georgia and westward around the Gulf. *Peen-to*, comprising the original Peen-to and the varieties originated from it; well adapted to Florida, tropical and subtropical regions. Jewel is the most important commercial variety in the group.



PRICES ON PEACHES—On Native Peach Stock.

	Each	Per 10	100
2 to 3 feet.....	\$0 35	\$3 00	\$25 00
3 to 4 feet.....	50	4 50	40 00
4 to 6 feet.....	65	6 00	50 00

PEACHES ON PLUM STOCK

Owing to a persistent demand for Peaches on plum stock from some sections, we have propagated a limited number of Angel, Dorothy N., Florida Gem, Gibbons' October, Jewel, Luttichau, Peen-to, Suber, and Waldo Peaches on plum roots which we offer at the same prices as for Peaches on Peach roots.



Glen Saint Mary Nurseries Co. Glen Saint Mary, Florida

Deciduous Fruits

LIST TO AID SELECTION

In assigning varieties to districts of wide area, there will be local exceptions, but the following lists are based on many years of extensive planting, experimenting, research and observation.

SUCCESSION OF RIPENING.—The terms "very early," "early," "midseason," and "late," in the following list (as indicated to the right of each variety by the abbreviations "VE," "E," "M," "L") indicate the general comparative ripening time of the variety.

EXPLANATION OF LIST.—The varieties best adapted and most valuable for market in a particular section are indicated by two asterisks (**); varieties next in order of merit by one asterisk (*).

LIST A.—Peaches for South Florida, West Indies and Other Subtropical and Tropical Sections

**Angel	E	Gibbons' October	L	**Jewel	VE	*Taber	E
**Dorothy N.	M	**Hall's Yellow	E	**Peen-to	VE	**Triana	E
Estella	L	*Honey	E	**Suber	VE	**Waldo	VE
**Florida Gem	E	**Imperial	E				

LIST B.—Peaches for Eastern North Florida

**Angel	E	*Gibbons' October	L	**Imperial	E	*Suber	VE
*Dorothy N.	M	**Glen	E	**Jewel	VE	**Taber	E
**Estella	L	*Hall's Yellow	E	**Luttichau		**Triana	E
**Florida Gem	E	**Honey	E	Peen-to	VE	**Waldo	VE

LIST C.—Peaches for West Florida and Lower Georgia, Alabama and Mississippi

Angel	E	*Florida Gem	E	*Honey	E	*Taber	E
**Belle of Georgia	M	*Gibbons' October	L	*Imperial	E	*Triana	E
**Carman	E	**Glen		Jewel	VE	**Triumph	VE
**Elberta	M	**Greensboro	VE	*Mayflower	VE	Waldo	VE
**Estella	L						

LIST D.—Peaches for Coastwise Texas and Louisiana

**Alexander	VE	**Elberta	M	**Greensboro	VE	**Taber	E
*Angel	E	**Estella	L	*Honey	E	**Triana	E
*Belle of Georgia	M	**Florida Gem	E	*Imperial	E	**Triumph	VE
**Carman	E	*Gibbons' October	L	*Jewel	VE	*Waldo	VE

LIST E.—Peaches for Other Sections of the United States

Adapted to most of the Peach sections of the country outside of the regions previously listed.

**Alexander	VE	**Elberta	M	Gibbons' October	L	Taber	E
*Belle of Georgia	M	Estella	L	**Greensboro	VE	Triana	E
**Carman	E	Florida Gem	E	Imperial	E	**Triumph	VE

VARIETIES OF PEACHES DESCRIBED

The abbreviations in parentheses below, following the names of varieties, indicate the race to which they belong. Thus (Sp.) means that the variety belongs to the Spanish race; (Per.) to the Persian race; (N. C.) Northern Chinese; (Hon.) Honey; (P.-to.) Peen-to; (O. B.) Oriental Bloods. The dates given for the usual time of ripening are based on northern Florida.

Angel. (P.-to.) Large, rounded, slightly pointed; color yellow, washed with red, very handsome; flesh white, sweet, melting, juicy, subacid, of exquisite flavor, entirely lacking in bitter-almond flavor; freestone. The tree bears while young, and is very prolific. It blooms a month later than Peen-to, thus escaping injury from frost in many sections. A very satisfactory variety. June 20 to 30.

Belle of Georgia. (N. C.) Very large; skin white, with red cheek; flesh white, firm and of excellent flavor; fruit uniformly large and showy; free. Rapid grower; prolific. July 1 to 15

Carman. (N. C.) Of large size, resembling Elberta in shape; skin creamy white or pale yellow, with deep blush; flesh tender and of fine flavor; juicy; freestone. Prolific bearer and profitable market variety. June 10 to 20.

Southern Planting Facts




Deciduous Fruits

Dorothy N. (P.-to.) A seedling of Angel, and a very handsome Peach, of large size and fine quality. Shape nearly round, flesh yellow; rich subacid, of excellent flavor. It bears well, and is valuable for southern Florida. In its season, July 5 to 15, one of the best for market or home use.

Elberta. (N. C.) Very large; yellow, with red cheek; flesh juicy, yellow and high-flavored; free. One of the finest and most valuable varieties, and perhaps more largely planted than any other one variety in America. Succeeds in west Florida and throughout the territory northward, but not in south Florida. July 5 to 20.

Estella. (Sp.) Almost round, very large; skin yellow or greenish yellow, with full red cheek; flesh yellow; freestone. Tree vigorous and very productive. Originated in west Florida. Ripens September 1 to 10, just when there is but little southern fruit in market. One of the best late sorts.

Florida Gem. (Hon.) A Honey seedling of large size; roundish oblong, pointed; highly colored; flesh sweet, rich, juicy, red at the stone; very fine; free. One of the most valuable market varieties of Honey strain. July 1 to 10. (See page 26.)



Luttichau Peach

Gibbons' October. (Sp.) A medium to large freestone, of the Spanish group, in quality unexcelled by any extremely late Peach that ripens this far south. Tree vigorous and handsome. Sept. 25 to Oct. 15.

Glen. (P.-to and H.) A large, oval, pointed Peach, a Peen-to-Honey cross; blunt-pointed, with deep suture; yellow, dotted and washed with red, practically red all over; skin thin, tough; flesh free, light yellowish, red about the pit; shipping quality excellent. Season June 1 to 15. A very desirable sort, and a most profitable one for market.

Greensboro. (Per.) Originated in North Carolina and is being extensively planted in the central South. Of good size, nearly round; skin highly colored, bright red over yellow; flesh white, very juicy and of fine quality. Semi-cling. Valuable market variety. About June 1.

Hall's Yellow. (P.-to) Large size, nearly round; yellow washed with red; flesh yellow, red at stone, from which it parts freely. Quality good. Ripens middle to latter part of June.

Honey. (Hon.) Medium size, oval, compressed, with deep suture on one side, extending more than half way round, and terminating in a sharp, peculiar, recurved point; skin whitish yellow, washed and marbled with red in the sun; flesh creamy white, fine, juicy, melting with peculiar honeyed rich, sweet flavor; quality excellent; free. June 5 to 20.

Imperial. (Hon.) Very large, roundish, oblong; skin greenish yellow, washed with red; flesh white, sweet, juicy, of excellent flavor and good tone; quality best; free. Originated by ourselves. June 25 to July 5.

Jewel. (P.-to.) Medium to large; rounded to oblong; highly colored, red on exposed parts; flesh yellow, red about the pit, juicy, melting, sweet; excellent quality; freestone. Ripens about two weeks earlier than Waldo. A good shipper; tree very vigorous and healthy. This is the most valuable market variety for southern Florida and all tropical and subtropical regions. It stands without an equal as the commercial market variety for these sections. We introduced this variety years ago and have made it one of our special lines of stock ever since.

Luttichau. Size large; oval, with medium deep suture, rounded or blunt pointed at apex; color waxy greenish white washed or blushed with red, dotted on shaded specimens; skin thin, tough; flesh white, red at pit, solid, juicy, flavor sweet, quality excellent; pit medium-sized, free; a splendid shipper. Season May 25 to June 10. This fine Peach originated on the place of Baron H. von Luttichau, Earleton, Fla., a number of



Jewel Peach

years ago. Mr. von Luttichau propagated from it and planted an orchard of his own which proved very profitable, the fruit bringing the top price wherever marketed. Originated in the same region as Jewel, Waldo and Angel. We have known this variety for years, are well acquainted with its merits and regard it as one of the finest commercial Peaches for Florida.

Mayflower. (Per.) Large; well-colored; red all over; of fine quality; cling. A very promising variety. Its earliness, high color and excellent quality are strong points in its favor. One of the earliest of its group.

Peen-to. (P.-to.) A curiously formed Peach, flattened at both ends; color greenish white, washed with red on exposed parts; flesh light yellow, sweet, rich, juicy, of good flavor, with a slight bitter-almond flavor; cling, pit small, flat. Peen-to and its seedlings are among the most tropical Peaches. Ripens in northern Florida May 20 to June 3.

Suber. (P.-to.) This seedling of the Peen-to Peach originated at Lake Helen in southern Volusia County. The fruit is a clingstone, large, firm, quite acid and brings a high price in market. The tree is a vigorous grower and very prolific.

Taber. (Hon.) Large, roundish, oblong, pointed; skin white, overspread with red; flesh white, streaked with red, firm, very rich, juicy subacid, of fine quality; cling. Honey seedling, prolific. Fine for canning. June 15 to 25.

Triana. (Hon.) Medium to large, roundish oblong, slightly pointed; skin white, overspread with red; flesh white, with red markings, rich, juicy, very sweet and of fine flavor; freestone. This variety, originated by us several years ago, is one of the very best. June 25 to July 5.

Triumph. (Per.) Fruit of large size, with very small pit; skin yellow, nearly covered with red, dark crimson in the sun. Flesh bright yellow, free when fully ripe, of excellent flavor. About June 1.

Victoria. (Sp.) Very large, nearly round; skin yellow; flesh yellow, juicy, sweet, excellent flavor; free. One of the best native varieties, worthy of a place in every southern orchard. Fine for either cooking or canning. August 5 to 10.

Waldo. (P.-to.) Size medium, round, oblong; highly colored, light yellow, dark red on exposed parts; flesh yellowish white, red at the stone, juicy, melting, sweet, of excellent quality; freestone; prolific. Ripens with Peen-to. Valuable for Florida and the Gulf Coast country.




JAPAN PERSIMMONS

Since its successful introduction into this country in 1875, the Japan Persimmon (*Diospyros Kaki*) has been slowly but steadily gaining in favor. Since native Persimmon seedlings (*Diospyros Virginiana*) are used as stocks on which to grow the Japan sorts, they can be grown on as wide a range of soil as the native Persimmon, and it is not too much to say that they will succeed with the minimum of care and attention with which any fruit may be successfully grown. At the same time, they respond generously to good care and cultivation. The trees are vigorous, prolific and have few enemies. Some varieties are weakened because of their habit of overbearing, and their crops should be thinned. The region in which the Japan Persimmon may be grown covers the cotton-growing belt. As the fruit keeps and ships well, it can be placed on the market in good condition, though it requires some experience to know just when the different varieties are in best shipping condition. Wherever known in the markets, it meets with ready sale.

A carefully selected list of varieties will give fruit in abundance from August to December and later. During a very considerable portion of this period other fruit crops are out of season

Planting and Management

The soil on which the Persimmon orchard is set should be well prepared. Old field land may be used, but, if in poor condition, it should be built up before setting the trees. This can best be done by growing a crop of cowpeas or velvet beans on the land and plowing them under previous to planting.



Persimmons Packed for Shipment

While Persimmon trees can be set out at any time between November 15 and March 1, in the lower South, preference in planting should be given to the period from December 1 to February 1. They should be given a distance of 18 or 20 feet apart each way, 134 or 108 trees per acre. Great care should be exercised in setting them, and the roots should not be allowed to become dried out. The tops should be cut back to 2 or 2½ feet on the smaller sizes.

Cultivation during the early portion of the season should be frequent and thorough. This may be discontinued about July 1 or 15, and a cover crop of natural weeds or cowpeas or beggarweed should be allowed to cover the ground. To avoid danger from fire during winter, this should be turned into the soil after it has become dead and dry in autumn. Commercial fertilizers can be used to advantage, and these, with the food supplied by the cover crops, will keep the trees in a thrifty growing condition.

Marketing Japan Persimmons

The fruit should be gathered when fully grown but before the softening process begins, if it is intended for long-distance shipment. It should be cut from the trees and handled very carefully to prevent bruising. It is usually best, even when the fruit is intended for home use, to gather it before it begins to soften, and ripen it in a dry, warm room. The flavor is quite as good as when ripened on the trees.

Immediately after picking, the fruit may be packed for shipment. The best crate is the six-basket carrier commonly used for peaches. Small specimens should be discarded and the fruit should be carefully graded for size. Wrap the fruits in a good quality of fruit wrapping paper, and arrange them in baskets in regular order according to size. If the fruit is sent into a new market a card giving the name of fruit, stating the degree of maturity at which it is best, and giving directions on how to use it, should be placed in each crate, or better still, in each basket. This will prevent attempts at eating it before well ripened and will create a favorable impression of the fruit.

Deciduous Fruits


Carefully graded, well packed persimmon fruit meets with ready sale and prices are steadily increasing as the fruit becomes better known. The bulk of our crop last season sold at \$3.50 to \$7 per crate in northern and western markets.

Cause and Cure of Dropping

In 1909 we discovered the cause of the dropping of immature or partly developed Persimmon fruit, and, from that date until the present, much time and study have been given the problem.

Examine the pistillate flowers of a Japan Persimmon such as illustrated on page 32 and it will be noted at once that there is no pollen in them to fertilize the pistils and cause seed to form and fruit to set. This was our first discovery. Then, in April, 1909, we found that another kind of flower is sometimes borne on Japan Persimmon trees. These were entirely different in shape, smaller in size, and contained well-developed stamens with plenty of pollen. Only three flowers were found then, but the pollen from these was used on the blossoms of varieties that would not hold their fruit, and the fruit matured. During the seasons following thousands upon thousands of hand pollinations were made, with uniformly good results. The fruits held and grew to maturity.

The next step was to find a Japan Persimmon that could be depended on to produce pollen-bearing flowers every year. This was found later in 1909 and in 1915 we introduced the Gailey Persimmon. This variety has been tested out in orchard plantings, and its pollen carried by bees and other insects has caused good crops of fruit to set. The pollen from native Persimmon trees will not help.



Tane-Nashi Persimmon



Staminate Flowers of Gailey Persimmon

Produced in greater numbers than the pistillate flowers on other sorts.



Pistillate Flowers of Japan Persimmon

Note how different they are from the staminate ones. This kind will produce fruit if pollinated.

Although many thousands of hand pollinations have been made with native Persimmon pollen, so far no seed has been secured and the pollen of the native Persimmon has not helped the setting of fruits on the Japanese varieties. Hence the Persimmons planted to furnish pollen for the Japanese Persimmons must also belong to the same group.

Gailey Persimmon Introduced

We introduced the Gailey Persimmon in 1915. It is not recommended for its fruit, for, though good, it is small, but it is introduced to be planted along with other varieties to supply their flowers with pollen and insure crops of fruit. One tree of Gailey should be planted with every seven or eight of every variety of our list, except Tane-Nashi. Tane-Nashi will hold fruit without pollination.

Now, it must not be expected that the presence of Gailey trees in an orchard will cause every flower to set fruit. It would be a misfortune if it did that, for the trees would be so overloaded that they could not thrive. Neither will they take the place of suitable soil and climate, good care, good cultivation, cover-crops and fertilizer; but, given these, Gailey will insure crops of fruit on Japan Persimmon trees.

PRICES ON PERSIMMONS.

	Each	Per 10	100
2 to 3 feet.....	\$0 35	\$3 00	\$25 00
3 to 4 feet.....	50	4 50	40 00
4 to 5 feet.....	65	6 00	50 00
5 to 7 feet.....	80	7 50	70 00
2 years, Tane-Nashi only.....	1 40	12 50	

New Persimmon, Fuyugaki

In connection with our Persimmon investigations which led up to the discovery of why the trees dropped their fruit, and the introduction of staminate Persimmon varieties, we introduced and have tested a very large number of varieties from different parts of the world. Among these Persimmons was one sent us by the section of Seed and Plant Introduction, U. S. Department of Agriculture, Washington, D. C., in 1913, under the name *Fuyugaki*. This variety possesses several characteristics which place it in a class by itself. So far as our observation goes it is never astringent, it is always light fleshed, it is edible while still hard and may be peeled and eaten like an apple. It keeps well, and in quality it is one of the very best. The fruit is of medium size, rather flattened, beautiful deep red in color, and the tree is very prolific. We believe this variety will surpass all other Japan Persimmons so far introduced as a market fruit. It can be placed on the market while still hard, and can be eaten without waiting for the fruit to soften.

PRICES ON FUYUGAKI PERSIMMON.

	Each	Per 10	100
2 to 3 feet.....	\$0 70	\$6 00	\$50 00
3 to 4 feet.....	90	8 00	75 00



Deciduous Fruits

VARIETIES OF PERSIMMONS DESCRIBED

Gailey. Small, oblate-conical, apex rounded, with small sharp point often marked with circular lines; color dull red, surface pebbled; flesh dark about the seeds, meaty, firm, juicy; seeds flat, oval, rather long. This variety is noteworthy for the production of staminate flowers for the pollination of the pistillate flowers of other varieties. Original tree on our grounds near Eagle Lake, Fla. A new and valuable introduction, recommended for its flowers, but not for its fruit.

Hachiya. Very large, oblong, conical, with short point; very showy; diameter $3\frac{3}{4}$ inches longitudinally and $3\frac{1}{2}$ inches transversely; skin bright dark red, with occasional dark spots or blotches and rings at the apex; flesh deep yellow, with seed. Astringent until ripe, then very fine. The largest and handsomest of all. Tree vigorous.

Hyakume. Large to very large, varying from roundish oblong to roundish oblate, but always somewhat flattened at both ends; generally slightly depressed at the point opposite the stem; diameter $2\frac{3}{8}$ inches longitudinally and $3\frac{1}{8}$ inches transversely; skin light buff-yellow, nearly always marked with rings and veins at the apex; flesh dark brown, sweet, crisp and meaty, not astringent; good while still hard. The tree is of good growth and a free bearer.

Okame. Large, roundish oblate, with well-defined quarter marks, point not depressed; diameter $2\frac{3}{8}$ inches longitudinally and $3\frac{1}{8}$ inches transversely; skin orange-yellow, changing to brilliant carmine, with delicate bloom and waxy, translucent appearance; light clear flesh when ripe, with light brown center around the seeds, of which it has several; loses its astringency as soon as it begins to ripen; quality fine. Tree strong, vigorous in growth and a good bearer.

Ormond. Small to medium, $2\frac{5}{8}$ by $1\frac{7}{8}$ inches, conical, smooth; apex tapering, sharp, not creased, or only slightly marked; base rounded to the firmly attached, strongly reflexed calyx; color deep bright red with thin bloom; skin thin, tough; flesh orange-red; meaty, or jelly-like when fully ripe; seeds large, long, pointed. Quality very good. Ripens late (December) and may be kept for a long time after being gathered.

Taber's No. 23. Medium oblate, flat or depressed point; $1\frac{1}{8}$ inches by $2\frac{3}{8}$ inches; skin rather dark red, with peculiar stipple marks; flesh dark brown, sweet and free from astringency; seeds; good. Prolific.



New Persimmon, Fuyugaki

This noteworthy Persimmon is different from other varieties and so superior in its quality that it should be widely and generally planted for market.

Tamopan. Fruit large to very large, specimens often weighing one pound each; flattened, oddly marked by constriction about the middle; color golden red; fruit astringent until fully ripe; quality very fine; a vigorous grower and makes a large tree. Introduced from China by Mr. Frank N. Meyer.

Tane-Nashi. Large to very large, roundish, conical, pointed, very smooth and symmetrical; diameter $3\frac{1}{4}$ inches longitudinally and $3\frac{3}{8}$ inches transversely; skin light yellow, changing to bright red; flesh yellow and seedless; quality very fine; perhaps the most highly esteemed of the light-fleshed kinds. Vigorous; prolific. Uniform size, quality and shape combine to make this the most desirable market variety.

Triumph. Medium, tomato-shaped; skin red; flesh yellow; generally has a few seeds; very productive; quality best. Ripens from September to December. Excellent for home use or for market.

Tsuru. Large, slender, pointed; longest of all in proportion to its size; diameter $3\frac{3}{8}$ inches longitudinally and $2\frac{3}{8}$ inches transversely; skin bright red; flesh orange-yellow, astringent until fully ripe, quality good. Ripens very late. Tree vigorous; good bearer.

DO NOT FAIL TO INCLUDE THE GAILEY PERSIMMON IN YOUR ORDER



PLUMS

In the extreme South, particularly in central and south Florida, southern Texas, and, in fact, all along the Gulf Coast, the pure-bred Japanese varieties have not been good bearers, consequently were not generally profitable. But cross-bred varieties—Japanese varieties crossed with native varieties—have proved heavy annual bearers. These cross-bred varieties have made commercial Plum-growing not only possible, but worthy the attention of fruit-growers even in south Florida and northern Mexico. Of these cross-bred Plums we can heartily recommend Excelsior, McRea and Terrell. These are excellent kinds, heavy bearers, and have given our customers satisfaction over a very wide range of territory.

PRICES ON PLUMS.—On Marianna Plum Stock,

	Each	Per 10	100
2 to 3 feet.....	\$0 35	\$3 00	\$25 00
3 to 4 feet.....	50	4 50	40 00
4 to 6 feet.....	65	6 00	50 00
6 to 8 feet.....	80	7 50	70 00

Abundance. Medium to large; round with blunt-pointed apex; pinkish red changing to purplish red with thick bloom and numerous medium-sized dots; flesh greenish yellow, juicy, sweet or slightly subacid; pit small; cling; quality best; prolific; strong grower. A popular and profitable early Plum for planting in northern sections and in many parts of the South.

Burbank. Size large to very large; rounded and blunt-pointed; dark red, mottled, over

yellow ground; thick bloom and numerous large dots; flesh deep yellow, juicy, sweet, firm; pit small; cling; quality one of the best. Tree very vigorous, upright branches with large leaves. Very popular both North and South, but not adapted to the lower South.

Chabot. Fruit large, about 2 inches in diameter, oblong-conical; color pink-red, with numerous small dots; flesh yellow, solid, tart; cling; quality very good. Tree vigorous in growth.



Excelsior Plums. Natural size



Glen Saint Mary Nurseries Co. Glen Saint Mary, Florida

Deciduous Fruits

Kelsey. Size very large; heart-shaped, long-pointed, usually lop-sided with deep suture; color greenish yellow sometimes flushed with red covered with thick, bluish bloom; very showy; flesh light yellow, meaty; flavor rich, pleasant, quality excellent; prolific and bears while young. Highly recommended.

McRea. (Hybrid.) Fruit of medium size, flattened, rounded, oblique at apex; yellow underneath washed with dull red, dotted with small, light dots and covered with delicate bluish bloom; flesh yellow, juicy, subacid, firm; flavor aromatic, pleasant; quality excellent; prolific, good grower. We believe this worthy of extensive planting.

Persian Purple-leaved (*Prunus Pissardii*). Fruit medium, round; fruit and flesh crimson; quality good, cherry-flavored. Tree a good grower; valuable as an ornamental, as it retains its vivid purple foliage until late in the season.

Red June. Fruit medium to large, cordate, elongated at the apex, lop-sided; suture deep; color vermilion-red all over with delicate bloom; very showy; flesh light, yellow, firm, moderately juicy, sweet or slightly subacid; pit small; cling; flavor pleasant; quality very good. Tree vigorous and prolific. A good variety.

Satsuma. Medium to large, broadly conical, with blunt, short point and deep suture; color dark, dull red all over with greenish dots; flesh purplish red; pit small; free; firm, juicy; quality excellent; a splendid keeper and good shipper.

Terrell. (Hybrid.) A strong, healthy grower; very similar in habit to Excelsior; fruit large, $1\frac{1}{2}$ to 2 inches in diameter, nearly round, blunt-pointed; color a beautiful reddish yellow, mottled, covered with bloom, wine-colored when fully ripe; flesh greenish yellow, meaty, juicy, slightly subacid; pit small; cling; quality excellent. Recommended as one of the finest Plums for the Gulf Coast country.

Wild Plum. From some points where Excelsior and other hybrid Plums have been planted, we have received reports of heavy blooming with no fruit-setting. This condition is probably brought about by lack of pollen from another tree. We have propagated a few Wild Plum trees which bloom with Excelsior, McRea, and Terrell. These will serve as pollenizers and will probably overcome the difficulty.

Excelsior Plum (See illustration, page 34)

This Plum originated at the Glen Saint Mary Nurseries in 1887, and, first offered to the public in the winter of 1891-92, is today the most noteworthy Plum in the belt comprising northern Florida and the southern part of the Gulf States around into Texas. It originated from seed of the Kelsey Plum and was selected out of a number of Kelsey seedlings by Mr. G. L. Taber.

Excelsior shows decided evidence of being crossed with some variety of the Chickasaw type, and is a well-marked hybrid. The tree is a remarkably rapid, vigorous grower, and is often so loaded with fruit that the branches must be propped to prevent breaking.

Fruit medium large, $1\frac{1}{2}$ inches in diameter, nearly round, no suture; color deep wine-red, with thick, bluish bloom and very numerous small dots; when fully ripe the fruit is almost purplish red; stem short; skin thin, tough, not bitter nor astringent; flesh firm, juicy, yellowish with reddish color near the pit; quality excellent, flavor subacid; pit small; cling. The earliest Plum to ripen in Florida—about June 1 to 10. Very handsome, and a fine shipper. More fruit of this variety is grown throughout northern Florida than of all other varieties of Plums put together.

We do not hesitate to say that Excelsior, Terrell and McRea are the most satisfactory varieties for planting throughout the length and breadth of Florida, and throughout the Gulf Coast country westward to the Rio Grande River. While adapted to this extreme range of latitude, we particularly recommend them for the extreme South.



Terrell Plum



PEARS

During the past twenty to twenty-five years there has been no advance in American Pear culture. No more fruit is being produced now than was grown at the beginning of the present century. Other fruit industries have made great increases in production, but Pear-growing has been at a standstill. This condition is due to one single factor in Pear-culture, viz., *Pear blight*.

Every year this disease has taken its toll of Pear trees and the new plantings from year to year have not more than kept pace with the losses. This bacterial disease cannot be controlled by spraying, and the only treatment that has helped in staying the progress of the disease is to rigidly prune or cut out infected parts and to give particular attention to cultural details. These control methods have helped in a measure, but the disease still remains the great drawback in quantity Pear fruit production.



Chinese Sand Pear. Called Pineapple Pear in some parts of the country

It was recognized at an early date that the real solution of the difficulty lay in securing varieties of Pears resistant to the disease. Such Pears have been found, but up to this time all of them have fallen far short of the high quality found in such Pears as Bartlett. But progress has been made, and as a result of the explorations in the Orient, of Reimer, Meyers, and Wilson, blight-resistant species suitable for stocks have been found, and the time is near at hand when blight-resistant stocks will be available in quantity. For the present, Japan Pear seedling stocks are the best available, and we use these only in our Pear propagation work.

In addition to securing these blight-resistant stocks, several worth-while Pears possessing blight-resistance in a high degree have been brought to America. Many of these are now under test. The one which has been most widely tried, and which has attracted most attention in the Lower South, is a variety known as the Chinese Sand Pear. In some sections this is known as Pineapple Pear and frequent references are made to it under that name.



THE CHINESE SAND PEAR

This Pear, a direct introduction from the Orient, is a good-looking fruit of large size. In quality it compares favorably with Kieffer. A prominent southern horticulturist writes: "Personally, I like the quality a great deal better than I do the quality of the Kieffer, but considering it commercially, it would be sold in the same class with Kieffer." The flesh is coarse, crisp, and juicy. As a cooking and canning Pear, or for any culinary use, it is a very valuable variety. There is no question as to its value as a home fruit in the Lower South, and the returns on commercial plantings have been very satisfactory. There is no reason why it cannot be grown for market on a much larger scale with satisfactory results. It is a good bearer

and thus far we have never seen it attacked by Pear blight. Under some conditions it may be, but after subjecting it to very severe tests we feel certain that Pear blight will never interfere with the growing of this Pear. Its season is July to August. For several seasons we have not been able to grow enough trees to supply the demand, but now have one of the finest stocks of this variety ever produced.

Prices on Japan Seedling Pear Stock

	Each	Per 10	100
2 to 3 feet	\$0 35	\$3 00	\$25 00
3 to 4 feet	50	4 50	40 00
4 to 6 feet	65	6 00	50 00
6 to 8 feet	80	7 50	70 00
2 years (Chinese Sand, Kieffer and Le Conte only), \$1 each, \$9 for 10.			

Garber. Fruit resembles the Kieffer in size, appearance and quality, but the tree is more open in growth. Comes in ahead of the Kieffer. A seedling of the Chinese Sand Pear.

Kieffer. Fruit large to very large; yellow, with bright vermilion cheek, very handsome; flesh very juicy, brittle, a little coarse but of good quality. September and October.

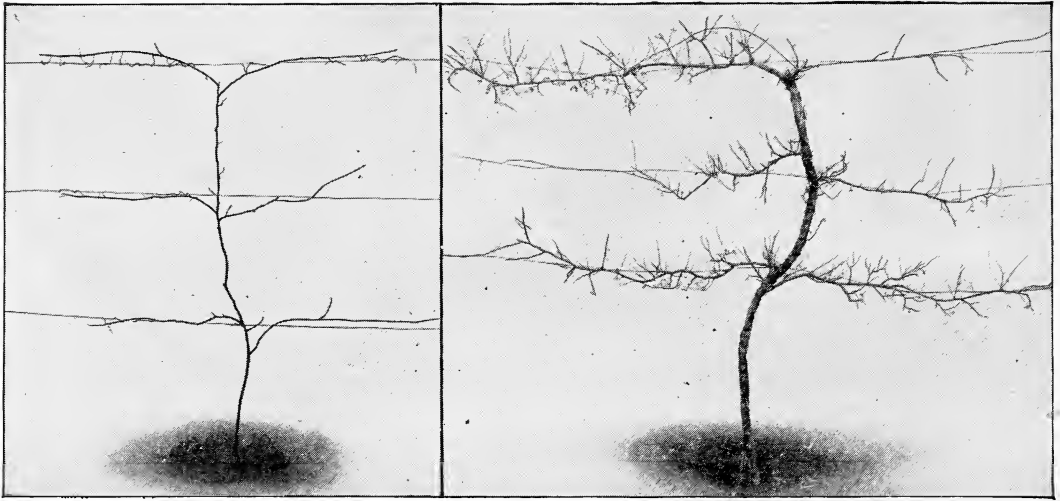
Le Conte. Fruit large to very large, pyriform; skin smooth, pale yellow; quality good when properly handled. Season, July.

Magnolia. Large to very large, slightly pyriform; glossy, reddish brown; flavor subacid. Later than Kieffer, and keeps well.

Smith (Smith's Hybrid). Fruit large, similar in form to Le Conte; flesh melting, juicy, smooth, with creamy texture; good when properly ripened. Ripens with or ahead of Le Conte.



Chinese Sand Pear



Muscadine Grapes should be pruned. At the left, 2-year vine; at the right, older vine, pruned and tied up

GRAPES

Grapes of the Muscadine group are native to the South, and are well adapted to the soil and climate. When compared with the Bunch Grapes, the fruit-clusters are small, but the fruit is fine-flavored and valuable as a table Grape, for making unfermented grape-juice, preserves, jellies and wines. In Virginia and North Carolina they are extensively grown for making grape juice.

Muscadine vines are long-lived, reaching a healthy, vigorous old age. They should be planted 15 to 25 feet apart each way. The usual plan is to allow them to run on an overhead trellis, $6\frac{1}{2}$ to 7 feet from the ground. The posts should be heart-pine, cypress or cedar.

The usual plan, heretofore, has been to allow the Muscadine Grapes to grow without pruning, but this is a mistake. It has been shown that, to secure the best results, the vines should be pruned. This is best done in October, immediately after the leaves have fallen. They may also be pruned in summer.

In the Lower South, the northern Bunch Grapes, while not so thoroughly at home, can be grown to perfection for home use and for local market, when well cultivated, sprayed and cared for. The leading varieties are Delaware, Diamond, Ives, Moore's Early and Niagara. Every planting should contain at least a few of these varieties for home use and many of them are valuable for local market.



Eight-wire overhead fan system of pruning Muscadine Grapes

Illustrations drawn from photographs taken at United States Department of Agriculture Vineyard, at Willard, N. C.



Glen Saint Mary Nurseries Co. Glen Saint Mary, Florida

Deciduous Fruits

The best trellis for the Bunch Grapes in the Lower South is the Munson three-wire trellis. The vines should be planted 8 to 10 feet apart. For the first season or two a post placed at each vine will be sufficient. Later the cross-pieces and three wires can be added, and the vines allowed to run out over them. Prune each winter season. Cut away a goodly portion of last season's growth, leaving four or five buds on each shoot. The best spray for the canes and fruit is bordeaux mixture. This should be applied several times each season, beginning soon after the growth starts in spring, with an application in winter, just after the pruning is done. It is an excellent plan to bag the bunches of fruit, using for this purpose two- or three-pound ordinary paper sacks.

PRICES ON GRAPES.—Muscadine and Bunch.

	Each	Per 10	100
1-year.....	\$0 35	\$3 00	\$25 00
2-year.....	50	4 50	40 00
3-year.....	65	6 00	50 00



Thomas Grapes

Muscadine Grapes

Flowers. Bunches composed of fifteen to twenty large, purplish black berries; sweet, vinous, good quality. August and September.

James. Very valuable. The largest of the Muscadine group, berries often measuring $\frac{3}{4}$ to $1\frac{1}{4}$ inches in diameter; prolific; black, juicy, sweet. Has taken premiums wherever exhibited. Ripens from August until late in the fall.

Scuppernong. Muscadine type. Bunches composed of eight or ten very large berries, bronze-colored when fully ripe; flesh pulpy sweet, with peculiar, agreeable, musky flavor; quality excellent. One of the oldest and best varieties of the Muscadine Grapes in cultivation. Ripens in August and September.

Thomas. Belongs to the Muscadine type, and one of the best of its class. Color reddish purple; pulp sweet, tender. Very largely planted. August and September.

Male Muscadine. Muscadine Grapes bear much larger crops if a pollen-bearing vine is planted near to furnish pollen.

Bunch Grapes

Concord. Bunches and berries very large, blue-black, with bloom; flesh sweet, pulpy, tender, good; vine vigorous. Heavy bearer; desirable for home markets. July.

Delaware. Bunches small to medium; berries small, skin red or pink, and very thin; sweet, juicy, vinous; quality best. Generally considered the finest American Grape.

Diamond. A handsome white Grape equal or superior to Niagara in quality, and ten days earlier. Prolific, very thrifty and vigorous, and one of the best for the South.

Ives. Strong grower; very productive; stands shipping well; bunches large; berries large, black, pulpy, sweet, of good quality. June.

Niagara. Bunch and berry large; greenish yellow; flesh sweet; quality good. A strong grower and produces good crops of fruit. One of the best for the South generally.

Southern Planting Facts



Deciduous Fruits

FIGS

No fruit is more valuable in the southern fruit-garden than Figs. They can be closely planted—10 to 12 feet apart—and yield heavily. The Fig-canning industry is gradually extending throughout the South, and since several tons of fruit can be produced on an acre of ground, it is well adapted to intensive culture. The preserved product put up at the present time in no wise supplies the demand, and we look for a very material increase in the Fig-canning industry.

The fresh Fig is also finding its way into the markets, and meeting with a ready sale. Carefully picked at the right stage of maturity and packed in strawberry crates, they can be placed by express in distant markets, four or five hundred miles, or even more, in good condition.

Figs come into bearing very early, and for that reason commend themselves to the fruit-grower. With a proper selection of varieties, fruit may be secured from June to November. Figs often succeed best when planted so the roots may run beneath buildings. Orchard plantings should be made on heavy soils, clay soils, or on lands where the clay is very close to the surface.

Figs succeed best with little or no cultivation and such cultivation as is given should be very shallow because the roots are close to the surface. Mulching gives satisfactory results because it supplies needed vegetable material as it decays and keeps the roots cool and moist.


PRICES ON FIGS.

	Each	Per 10	100
2 to 3 feet.....	\$0 35	\$3 00	\$25 00
3 to 4 feet.....	50	4 50	40 00
4 to 5 feet.....	65	6 00	50 00
5 to 7 feet.....	80	7 50	70 00



Fig roots

Brunswick. Fruit very large, broadly pear-shaped, with short, rather slender stalk; ribs well marked, eye large, open, with rosy scales; skin tough, dark brown in color; pulp thick, soft, quality very good. Satisfactory variety.



Celeste Figs

Brown Turkey. Size medium to large; broadly pear-shaped, with short, thick stalk; ribs few in number; color coppery brown; flesh white, or slightly amber-colored, shading to pink about the seeds; flesh solid, excellent quality. This variety ranks with Celeste in hardiness. It is very hardy and desirable.

Celeste. Small to medium, pear-shaped, ribbed; violet-colored, sometimes shading to purplish brown, covered with bloom about half way up from the neck; stem short, stout. Flesh whitish, shading to rose-color at center; flesh firm, juicy, sweet, excellent quality. One of the hardiest varieties of Figs, and can be grown far outside of the usual limits of culture; very desirable for canning and preserving.

Green Ischia. Fruit of medium size, long; pulp rosy red, soft, melting, quality rich, sweet. A variety of very high quality. The tree is a strong grower.

Lemon. Fruit medium to large, flattened, faintly ribbed, light yellowish green; stem short, stout; flesh white, sweet, rather soft, quality fair to good; season July. Very vigorous and prolific.



Deciduous Fruits

POMEGRANATES

The Pomegranates are very hardy shrubs, which can be grown throughout the Gulf States and the coastal sections of Georgia and the Carolinas. The brilliant scarlet flowers are produced in profusion, and an abundance of fruit usually follows. The fruit is used in making jellies, marmalades and acid drinks. For this latter purpose they are highly esteemed. The fruit has a fresh crispness, and a delicate, sprightly flavor found in few fruits. As a commercial fruit, the Pomegranate is steadily gaining in favor.

They are valuable as ornamentals. The new shoots and leaves in early spring vary in color from light green to delicate pink and maroon. The showy flowers follow in early summer, and the fruit makes the shrubs attractive in autumn. They are adapted for planting singly or in groups and when well cared for the Pomegranates make good deciduous shade.

PRICES ON POMEGRANATES.—On own roots.

	Each	Per 10	100
2 to 3 feet	\$0 35	\$3 00	\$25 00
3 to 5 feet	50	4 50	40 00
5 to 7 feet	65	6 00	50 00

Purple-seeded. Large; rind thin; juice cells surrounding the seeds dark ruby or wine color; sprightly, vinous and of the best quality. A very choice variety and one of the best for general culture. It is being more largely planted.



Rhoda Pomegranate

Sweet. This variety has large, sweet fruit and is one of the best of the sweet group; handsome.

Wonderful. A new, fine, late-ripening sort, with large, highly colored fruit and beautiful pulp. Handsome and desirable.

Rhoda. Brought to our attention by one of our employees, who had been growing it for years. The fruit is of large size; rind thin but tough; juice-cells large and of beautiful wine-color; crisp, sweet and of exquisite flavor.

MULBERRIES

The Mulberry is well adapted generally to Southern conditions, and no fruit tree is more valuable on the farm. Its wide-spreading branches afford splendid shade throughout summer, and it is without question the best shade tree for poultry-yards and hog-pastures. The fruit is readily eaten by poultry and pigs, and as some varieties continue in fruit for several weeks, or even months, it is no mean source of food-supply. Besides this, it is valuable for tolling birds away from other fruits, and no bird lover should omit this tree from his plantings. The fruit of Stubbs is acid enough to give it decided tone and to make it of value as a kitchen fruit for the making of jellies, jams and similar products. Under existing conditions increased plantings of Mulberries are worth considering.

PRICES ON MULBERRIES.—On Mulberry Stock.

	Each	Per 10	100
2 to 3 feet	\$0 35	\$3 00	\$25 00
3 to 4 feet	50	4 50	40 00
4 to 6 feet	65	6 00	50 00
6 feet and up	80	7 50	70 00

Hicks. Fruit sweet; tree grows rapidly and bears young; productive; should be grown by every farmer who keeps swine or poultry, this variety being of special value for this purpose; continues in bearing four months of the year, which makes it an exceptionally valuable variety.

Stubbs. Large, black; acid; excellent; prolific. Fruit from 1½ to 2 inches long, superior to any other. Tree vigorous and handsome.

Townsend. Berries of medium size and fair quality. Ripens very early; should be planted where birds are apt to ruin other early fruits.

Southern Planting Facts



Deciduous Fruits

QUINCE

The Quince does not succeed all over the whole Lower South, yet it does well in many localities and should be planted. It prefers a rather moist, loamy soil. We offer three of the best varieties.

PRICES ON QUINCES.—On Quince Stock.

2 to 3 feet.....	Each	Per 10
	\$0 35	\$3 00

Chinese. Fruit very large, oblong; makes excellent jelly. Tree a vigorous grower and adapted to the Lower South.

Orange. Large; golden yellow, with firm

tender flesh and excellent flavor. A strong grower and thrifty. One of the best for preserves.

Pineapple. One of Luther Burbank's introductions. Of large size, smooth and rounded.



New Strawberry, "Glen Saint Mary"

This year we have a good supply of plants of the fine new variety of Strawberry, "Glen Saint Mary," originated at this place eight years ago by Mr. W. M. Ventling, and which was introduced by us two seasons ago. It is a Strawberry that is out of the ordinary and much superior to the old standard varieties usually grown in the Lower South. It is a seedling of Klondyke, the flowers having been pollinated with pollen from Nick Ohmer, and was selected as the best out of several hundred seedlings.

The fruit is uniform in shape and size, broadly conical, measuring $1\frac{1}{4}$ by $1\frac{3}{8}$ to $1\frac{1}{2}$ by $1\frac{1}{2}$ inches, four dozen or thereabouts per quart. In color it is a deep rich red and the flesh throughout is deeply colored, a little lighter than the outside of the fruit. The flesh is firm, making it a good shipper, and in flavor and quality it is one of the best. It is a midseason variety, ripens with Klondyke, holds its size well throughout the season, and produces more first-class fruit than Klondyke. This new variety is perfect flowered and self-fertile.

The plants are large, very vigorous; foliage large, rust-resistant; root system deep, wide spreading and large.

Owing to the large size of the fruit, its excellent flavor and general attractiveness, top prices are obtained to the end of the season, and our customers will find it a very profitable variety to grow.

All stock from young vigorous plants.

Prices: \$2 per 100, \$3 for 250, \$8 per 1,000. 500 plants sold at the 1,000 rate



Tropical and Subtropical Fruits



A Banana Planting

BANANAS

The Banana is a rapid-growing plant of great value for its fruit and for decorative purposes. It requires rather moist ground and plenty of plant-food for best results. Both stable manure and commercial fertilizer may be used. Very often there is a low, moist place that may be planted in Bananas to advantage, or they may be set on the shores of lakes or the banks of streams.

PRICES ON BANANA PLANTS.	Each	Per 10
Medium suckers.....	\$0 50	\$4 50
Large suckers.....	75	6 50

Cavendish. A rather tender, dwarf variety, producing an excellent quality of fruit.

Hart (Hart's Choice, or Lady-Finger). A valuable hardy sort; fruit of fine quality.

GUAVAS

The Red Cattley and Yellow Chinese may be grown in north Florida as well as in more tropical sections. Excellent for use as dessert fruits or for making preserves and jellies.

PRICES ON GUAVAS.	Each	Per 10
1 to 2 feet, 3-inch pots.....	\$0 50	\$4 50
2 to 3 feet, 4-inch pots.....	75	6 50

Jelly Guava. Size very large; flesh dark pink, acid; a heavy, regular bearer and a thrifty grower; fine for cooking and jelly-making. Grown from cuttings.

Red Cattley. A handsome evergreen shrub with glossy green leaves, producing large quantities of small red fruits, 1 to 1¼ inches in diameter. It grows in north Florida. Seedlings only.

Strawberry Guava. Size very large, slightly pear-shaped; flesh dark strawberry-color; flavor very fine; plant makes a strong, handsome growth. Grown from cuttings.

Sweet Guava. Size large, about equal to a medium lemon; skin thin, yellow; flesh pink, slightly acid, of fine flavor; a strong grower and a regular, heavy bearer; very fine eating Guava. Grown from cuttings.

Yellow Chinese. Almost identical with the Red Cattley, except that the fruit is yellow instead of being red-fleshed. Grown from seed.




Guava

SURINAM CHERRY (*Eugenia Michellii*)

A low-growing shrub, sometimes reaching a height of 15 to 20 feet, with bright green, glossy leaves. The cherry-like ribbed fruit has a delightful subacid taste. Excellent for making jellies and preserves. It makes an interesting pot-plant for conservatory or home, and is quite hardy when grown outdoors. It makes a very attractive and unique ornament to the home grounds, and is delightful all the year around. Adapted to South Florida and similar climates.

PRICES ON SURINAM CHERRY.	Each	Per 10
2-inch pots.....	\$0 30	\$2 50
4-inch pots.....	50	4 50
6-inch pots.....	75	7 00



Advance Loquat


ADVANCE LOQUAT

Seedling Loquats, some of them of good quality, but mostly producing fruit of inferior quality, are widely scattered over the Lower South. The fruit can be grown successfully over a wide area. We have tested a large number of the better varieties but have discarded them all except Advance. It is a very fine, heavy-bearing variety. The fruit is large, about $2\frac{1}{2}$ inches long, deep yellow, melting, juicy and subacid in flavor. It is a very ornamental tree and the white flowers borne in winter are very sweet-scented. Season March to May. Price, \$1.50 each, \$12.50 for 10.

THE PASSION FRUIT

Nearly everyone in the South knows the May-pop (*Passiflora incarnata*). The Passion Fruit (*Passiflora edulis*), a native of Brazil, is closely related to it but very superior in quality of fruit. *Passiflora edulis* is a strong-growing, woody vine with large, bright, glossy green leaves and pale bluish or purplish flowers. The vine itself is very ornamental. It will stand a slight amount of frost, and we have fruited it in northern Florida successfully for a number of years.

The vine is very prolific, a single plant producing a bushel or more of oval, dull purple fruit, each the size of an ordinary hen's egg. The shell is rather brittle and filled with a juicy, subacid, delicious pulp, ripening in May and June. Should be set out in new soil free from nematodes or root-knot. Price, 4-inch pots, \$1 each, \$9 for 10.



Passion Fruit



Three Cherokee Roses—Anemone, Ramona, and White Cherokee

ROSES

The growing of quality Rose bushes has been an important part of our nursery work for the past twenty-eight years, and, naturally, during this period of time we have learned something about Roses and how to grow them. It has never been our object to grow long lists of varieties. Rather it has been our conservative plan to offer our customers a short list of known and tried varieties. This does not mean that we are not constantly testing out new varieties, but we are not willing to experiment on our customers by offering them untried sorts. In consequence, our lists have varied but little from year to year, and when a new variety appears in our catalogue, it is an indication that it has been very thoroughly tested for several seasons previous. The old favorites remain, they are not displaced; only new ones of known and proved merit are added.

Our Roses are grafted plants. It usually takes three years to produce them. Roses on their own roots, with few exceptions, are useless in the Lower South, and we do not grow them.

Varieties

Roses are divided into a number of groups, based upon their origin, or the species from which they came. Those best adapted to the Lower South belong to the Tea (T.) and Hybrid Tea (H.T.) groups. These Roses can be depended upon to give flowers almost continuously, or as long as they continue growing. They are the most important groups. The Bengal Roses, represented by such varieties as Louis Philippe and James Sprunt, and the Noisette Roses represented by Estelle Pradel, Lamarque, Marechal Niel, and Woodland Margaret, are also free-flowering groups. Hybrid Perpetuals (H.P.) can be depended upon as a rule for two bursts of bloom, one in early spring and another in late fall, though careful and severe pruning is necessary to secure them. Frau Karl Druschki, that gorgeous white sort, belongs to this group, but is everblooming in its habit in the Lower South. As a rule, the Ramblers are failures, except the dwarf sorts. Of these, Baby Rambler blooms continuously throughout its growing period. The Cherokee Roses, of Japanese origin, are thoroughly at home. This group in our catalogue consists of four varieties, Anemone, Fortune's Yellow, Ramona, and White Cherokee.

Southern Planting Facts



Roses

Soils and Preparation

Soils in the South are variable, perhaps in some cases more so than elsewhere. Hence it is hard to lay down general rules. Locations under the shade of trees or where the ground is filled with tree roots should be avoided. Wet soils should be drained, although the Rose delights in a moist soil. On clay lands, little preparation is needed, except to enrich them and make them more friable and easily managed by adding stable manure. Sandy soils should be improved by adding clay wherever possible, and with it leaf-mold and manure. Closely planted beds may be prepared by digging out 15 inches deep, and then filling in 6 inches of good clay and finishing with 9 inches of good soil, mold and manure mixed. It is best to make the beds up two or three weeks before planting. Cherokee stock overcomes many of these drawbacks, and Roses budded on this stock may be successfully grown on the lighter soils with less expensive preparation. We recommend Roses on this stock for light soils and for those soil conditions where it is difficult to bring Roses to perfection. In making up the beds and in planting there is no better fertilizer to use than raw ground bone. Use it liberally, mixed with the soil—two pounds per bush is not too much.

Planting

“The finest effects are secured by planting a dozen Roses of one kind, for instance, rather than by planting an equal number made up of several different varieties.”

The planting season in the South is from December 1, or as soon as the plants are dormant, through the winter and spring months to about April 15. When the plants are received, it is well to set them in buckets of water overnight, if they have been delayed in transit, or bury them completely for a day or two in moist soil. They are already pruned for planting, but any broken roots should be trimmed off. Our grafted plants should be set with the graft union 3 or 4 inches below the surface.

Space them 2½ to 3 feet apart. Spread the roots out carefully, fill in with good soil mixed with bonemeal, pack the earth tight about the roots, leave a basin, and water well.

Fertilizing and Care

Thorough preparation of the soil before planting will take care of the fertilizing problem for some time. But as Roses are gross feeders, it is necessary to keep them supplied with an abundance of plant food. Stable manure may be used, liberally scattered on the surface as a mulch, and good, well-balanced commercial fertilizer may also be used from time to time. A mulch of 3 to 4 inches of leaves or partly rotted leaves and leaf-mold is excellent, particularly during the summer months. During dry weather, water freely.

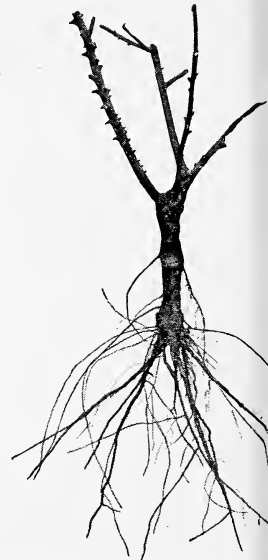
Tea Roses do not require very severe pruning. Prune in September and October for fall and winter bloom; in late February and March for the spring crop of flowers. Thin out small and poorly developed wood. Cut Hybrid Perpetuals severely leaving only 3 or 4 inches of the old canes. Climbers should be pruned sparingly.

Shoots sometimes come up from the stock below the graft union and take the food-supply to such an extent that they destroy the Rose top. The leaves on these shoots generally have seven leaflets and are quite different in appearance. They should be removed by digging down to the point of union with the stem and cutting them off smooth and clean.

Pests

The pests which cause most trouble in Rose-growing are aphid and thrips, black-spot and powdery mildew. Sooner or later some one of these is likely to appear, and the rose-grower should be prepared to take care of them.

Aphid or green plant-lice attack the new growth, whether of bud or shoot. They are sucking insects. Thrips are usually noticed in the flowers, though they also work on the new growth. They are the cause of flowers failing to open, turning brown and withering up. Some varieties are much worse affected by thrips than others. Aphid may be removed by syringing thoroughly with water from the hose. Both of these pests can be well handled by spraying with a mixture of one pound of laundry soap and one ounce of Black-Leaf 40, or other tobacco extract, to 8 gallons of water. Dissolve the soap in the water by boiling, add the Black-Leaf 40, and spray thoroughly. In treating the plants





Top, Red Radiance; middle, Mrs. Chas. Bell; lower, Radiance

Southern Planting Facts



Roses

for thrips, prune off all open and partly open flowers early in the morning before spraying; handle the prunings carefully and place them in a bucket of water with a quarter inch of kerosene floating on the surface. Repeat this treatment in four or five days if the thrips appear again. They may come in from other vegetation or the eggs on the Roses may not be destroyed.

Black-spot appears as rather irregular dark areas on the leaves. These turn yellow and drop off. Powdery mildew is a white powdery growth which appears on the young leaves and shoots. If it can be had, the best spray is potassium sulphide, 1 ounce to 2 gallons of water. If this is not to be had, use bordeaux mixture or one of the prepared bordeaux compounds. Spray at intervals of a week or ten days until the disease is checked. Many varieties are not affected at all.

Roses on Cherokee Stocks

There has been a general demand for Roses that can be successfully grown on the poorer types of soils. For a number of years we experimented with different stocks and finally came to the conclusion that Cherokee Rose stock of a certain type was the best to use. For several seasons we have offered these to our customers, and the bushes have been an unqualified success. Roses on this stock are difficult to propagate, and we grow only a limited number of the list which follows. Other sorts cannot be supplied.

Duchesse de Brabant	Pink Maman Cochet
Etoile de Lyon	Papa Gontier
Freiherr von Marschall	Pink Killarney
Isabella Sprunt	Radiance
Mme. Jules Grolez	Red Radiance
Marie Van Houtte	Safrano
Marechal Niel	White Killarney
Mrs. Charles Bell	White Maman Cochet


Potted Roses

There is a growing demand for Roses to be planted out of the usual dormant planting season. To meet this, we offer potted Roses in this catalogue for shipment April 1 to November 15. These are strong, field-grown plants, well established in pots before shipment. Our list of potted Roses is limited to the following varieties:

Etoile de Lyon	Pink Maman Cochet
Freiherr von Marschall	Pink Radiance
Kaiserin Augusta Victoria	Red Radiance
Marechal Niel	Reine Marie Henriette
Mme. Melanie Soupert	Safrano
Mrs. Charles Bell	White Maman Cochet

Standard or Tree Roses

By a new method, developed at Glen Saint Mary Nurseries, we are producing Tree Roses that give wonderful satisfaction. They are the kind of Tree Roses that can be grown into real trees with trunks several inches in thickness and wide-spreading tops. They are started in the open field, then potted up and grown to perfection. Four varieties, Frau Karl Druschki, Mrs. Charles Bell, Radiance, and Red Radiance.



	Standard Roses Each	Per 10	100
Prices on Grafted Roses, except Mrs. Charles Bell, Radiance, Red Radiance, and Marechal Niel.....	\$0 70	\$6 50	\$55 00
Prices on Mrs. Charles Bell, Radiance, Red Radiance, and Marechal Niel.....	1 00	9 00	80 00
Prices on Roses grafted on Cherokee stocks.....	1 50	12 50	100 00
Prices on Balled Roses.....	2 50		
Prices on Standard Roses.....	3 00	25 00	
Prices on Potted Roses.....	1 50	12 50	100 00



Roses

Yellow and Salmon Roses

Chromatella. *N., Climber.*

This beautiful Rose is lemon-yellow in color, with long, pointed buds. It flowers in great profusion and holds its foliage well.

Climbing Perle des Jardins. *T., Climber.*

There is no more satisfactory climbing Rose than this. In our opinion it is a better Rose than Marechal Niel, which it closely resembles. The new foliage is a beautiful wine-color. Free blooming.

Fortune's Yellow. *Cherokee, Climber.*

Blooms in April in north Florida, producing a gorgeous mass of bloom over a period of about three weeks—a sight once seen, never to be forgotten. The color is variable, a rich blending of yellow, orange, and pink.



Mme. Melanie Soupert

Etoile de Lyon. *T., Bush.*

A lovely Rose with well-formed buds and large, double yellow flowers. It is particularly fine in early spring and late fall. Has no superior in its class.

Isabella Sprunt. *T., Bush.*

A strong-growing Rose with dark green foliage and well-formed, light yellow buds that make one think of Safrano, except in color. It has much to recommend it.

Lady Pirrie. *H.T., Bush.*

A vigorous-growing variety with fine large foliage. Its salmon-pink flowers are produced very freely. The petals are reddish copper on the outside and lighter pink shaded on the inside. A very desirable variety.

Mme. Francisca Kruger. *T., Bush.*

A very free bloomer; copper-yellow, shaded pink on the outer petals. A fine Rose for the early spring or late fall crop of flowers.

Mme. Melanie Soupert. *H.T., Bush.*

Salmon-yellow Rose, shaded pink. Buds very long and beautiful. The plants are strong growers and we regard this as one of the very finest among the newer Roses. Blooms freely.

Marechal Niel. *N., Climber.*

Perhaps the most famous and most widely known Rose grown in the South. The flowers are a wonderful shade of clear deep yellow. It needs no further description. Its only rival is Climbing Perle des Jardins.

Reve d'Or. *T., Climber.*

Produces flowers which closely resemble those of Safrano, but with greater substance when open. It holds its foliage well and is one of the best climbing Roses.

Safrano. *T., Bush.*

This is a strong-growing Rose producing salmon-colored buds of exquisite shape and semi-double flowers. It is a profuse bloomer. A very old Rose, but always a favorite.

Solfatare. *T., Climber.*

The flowers of Solfatare are a clear sulphur-yellow, large, double, and well-formed. The foliage is very fine. It is a free bloomer and may be pruned to bush form.

White Roses

Climbing Clotilde Soupert. *T., Climber.*

A free-flowering Rose, producing its blooms in clusters of three to eight. The flowers are pink-tinted in the center. A strong-growing variety.



Roses



Devoniensis. T., Climber.

Sometimes called the "Magnolia Rose" because of the large size and substance of its blooms. It is perhaps the strongest-growing Tea Rose in our collection. The flowers are white, delicately shaded pink. It is a favorite with all who know it.

Estelle Pradel. N., Climber.

Produces its pure white flowers in great profusion. The blooms are of medium size.

Frau Karl Druschki. H.P., Bush.

Peculiar in its class; everblooming in the South. Buds fine and large, usually pure white, but sometimes with a slight shading of pink on the outer petals. The open flowers are of great size and the cluster of deep yellow stamens adds a touch of color at the center. A very strong-growing Rose.

Kaiserin Auguste Victoria. T., Bush.

A free and regular bloomer from early spring to late fall. The flowers are pure white, of great substance, and are produced on long stems.

Lamarque. N., Climber.

A free blooming white Rose with a tint of pale yellow. The foliage is dense, and altogether it is one of the best white climbing Roses.

Marie Lambert. T., Bush.

One of the best Roses for early spring flowers. The buds are beautifully formed and sweet scented, while the flowers are pure white and of medium size. It is a strong grower with good, dark green foliage.

Marie Van Houtte. T., Bush.

One of the very strong-growing Roses in our list. The general color of the Rose is white, but tinted in the center with pale lemon and on the outer petals with delicate pink. A wonderful Rose.

White American Beauty.

Same as Frau Karl Druschki.

White Cherokee. Cherokee, Climber.

A rampant climbing Rose, and when in flower in early spring it is an object of beauty and delight. The leaves are evergreen, bright, and thorny. A half-mile of fence covered with this Rose in full bloom is a sight to be remembered.

White Killarney. H.T., Bush.

Produces fine, long-pointed buds; the open flowers are semi-double. Best on Cherokee stock. It is a sport from Pink Killarney.

White Maman Cochet. T., Bush.

A sport from the pink variety of the same name. It is one of the finest in its class. The buds are long, often pointed, and of great substance, pink tinted on the outer petals, borne on long stems. It is one of the best varieties for cut-flowers. A strong grower with splendid foliage.



Roses

Pink Roses

Anemone (Pink Cherokee).

Cherokee, Climber.

Produces its large dainty pink blossoms throughout a period of three or four weeks. Very beautiful.

Anna de Diesbach. *H.P., Bush.*

Large-flowered; beautiful shade of shell-pink. The buds are very fine and are produced on long stems. Looks somewhat like Paul Neyron.

Baby Rambler. *Poly., Bush.*

A dwarf variety producing continuously throughout its growing season clusters of small pink Roses. Color is a beautiful shade of pink.

Bon Silene. *T., Bush.*

A very free-flowering pink Rose. The flowers are colored in different shades of pink with deeper pink veining on the petals.

Climbing Bridesmaid. *T., Climber.*

Produces flowers of a delicate shade of light pink which varies somewhat. They are large and fine, particularly during cooler weather.

Duchesse de Brabant. *T., Bush.*

An old-time favorite with globular buds and flowers in a beautiful shade of clear light pink. It is a good grower, dense, bushy and in the South very free-flowering.

Letty Coles. *T., Bush.*

A strong-growing Rose, producing an abundance of beautifully shaded pinkish salmon flowers.

Mme. Jules Grolez. *T., Bush.*

Rather dwarf in growth, producing satiny pink buds and flowers of fine shape and clear coloring. The color and style of this Rose are unusual, and flowers are produced with great freedom.

Mme. Lambard. *T., Bush.*

The strongest-growing pink Rose in our collection. The shade varies from clear light pink to a deeper tint, darker on the outside of the petals than on the inside. This Rose with a little care in pruning can be grown in tree form.

Minnie Francis. *T., Bush.*

Has flowers of unusual style—rather open. The buds are long and pointed. Color dark pink, in different shades. A strong grower.

Mrs. Charles Bell. *H.T., Bush.*

This Rose is a sport from Radiance with the same vigorous growth and free-blooming habit. In color it is shell-pink with salmon shading at the base of the petals. It is just as fine a Rose as either Radiance or Red Radiance and its color makes it very desirable.

Paul Neyron. *H.P., Bush.*

The largest-flowering Rose of its color in our list. It is a beautiful shade of dark rose-pink. The flowers are produced on long stems. It is often mistaken for American Beauty.

Pink Killarney. *H.T., Bush.*

A free-flowering bush of upright habit. The long-pointed, bright pink buds and large, semi-double flowers of exquisite shading are characteristic of Killarney. The flowers always attract attention for their size and great beauty.

Pink Maman Cochet. *T., Bush.*

Commonly known as Maman Cochet, but we have added the word "pink" to separate it from the white form. Beautiful pointed buds of great substance, borne on long stems. It is a wonderful shade of pink. One of the best for cut-flowers.

Radiance. *T., Bush.*

The finest pink Rose we know. No description can do it justice. The buds are rather rounded, the flower cup-shaped, a beautiful shade of soft carmine-pink, deeper on the outside than on the inside of the petals. Flowers very large, sweet Rose-scented, on long stems. As a cut-flower it has no superior. A strong-growing variety.

Red Roses

Climbing Wootton. *H.T., Climber.*

This bright red climbing Rose is one of the best of its color. It is a strong grower and free bloomer, a Rose, in fact, that will give excellent results in growth and flowers.



A Potted Rose



Freiherr von Marschall. T., Bush.

A strong-growing Rose with good, dark green foliage—wine-colored when young. The flowers are dark carmine-red. The buds are long and well formed. It is a free-flowering sort, the bushes being generally covered with masses of red flowers.

General Jacqueminot. H.P., Bush.

Produces large, brilliant red, sweet-scented flowers on long stems. It is an old variety, but always popular.

Gruss an Teplitz.

Same as Virginia R. Coxe.

Louis Philippe. Ben., Bush.

Sometimes called the "Florida Rose." It is a strong, healthy grower and produces a wealth of dark red flowers. As a hedge Rose, or for growing in a border of shrubs, it has no superior and it is also unsurpassed as a garden Rose.

Marshall P. Wilder. H.P., Bush.

Free-flowering, producing an abundance of cherry-carmine flowers in early spring and late fall.

Papa Gontier. T., Bush.

The buds are a deep carmine, but as the flowers open they are shaded with rose. It is one of the freest blooming Roses—the first to appear in spring and the last in autumn. Very popular.

Ramona. Cherokee, Climber.

Red Cherokee is a Rose resembling Anemone, but with darker red flowers. Some of the blooms of this variety are a deep, rich cherry-carmine, while others on the same plant may be a beautiful shade of pink. On older plants the colorings are darker. This is a very fine variety.

Red Marechal Niel.

Same as Reine Marie Henriette.

Red Radiance. T., Bush.

Stands among red Roses without a superior. Flowers of the same exquisite form, the same sweet perfume as Radiance, but in color a deep, rich red which does not readily fade. The stems are long, making it very valuable for cut-flowers.

Reine Marie Henriette. T., Climber.

Holds its place as the finest red climber that we know. The buds are cherry-red, large, and pointed, and the large, open flowers are no less beautiful. A fine growing sort.

Virginia R. Coxe. T., Bush.

The reddest of the red Roses—bright, dark and rich. It blooms in wonderful profusion throughout the season, and is a good grower. It is very sweet-scented.



Group of Trees Balled and Burlaped for Shipping from Glen Saint Mary Nurseries

Balled and Burlaped Trees and Shrubs

The method which we have perfected for handling open-ground-grown shrubs and trees of various kinds with their roots still undisturbed and surrounded by the earth in which they grew has given the best of results. Our customers are more than pleased. Hitherto it has been possible to accomplish this only when the plants were grown in heavy, compact clay soil. Our success in this new departure is one of the most important advances in the handling of trees and shrubs in years. We are now able to make shipment of trees without pruning them back, of ornamentals and roses with the flowers still on them, and ready to burst into bloom, to be transferred to your garden or grounds in their original shape and beauty. The effect is immediate, you do not have to wait for the plants to develop new heads, and repair the loss of top and branches,—in brief, we can now supply you with ready-grown shrubs and trees for a ready-made garden.

Shipping Weights


Our plans provide for the handling of plants in grades approximately 2 to 3 feet, 3 to 4 feet, 4 to 5 feet, and 5 to 7 feet. In some sorts larger specimens can be furnished. The larger the tree, the larger the ball of earth about its roots, and the greater the weight.

It is difficult to give exact shipping weights. Much depends upon the amount of moisture in the soil and other details over which we have no control. Trees in 2- to 3-foot grade, shrubs (Spireas, for instance) and Roses will weigh, approximately, 75 pounds each; 3- to 4-foot trees about 100 pounds each; 4- to 5-foot trees will weigh 150 to 175 pounds each; 3- to 4-foot Arborvitae and 5- to 7-foot trees will weigh 200 to 250 pounds each, and special grades will run 300 to 350 pounds each.

Planting and Care

The plants **must not be handled** by picking them up by the branches, stems or trunk. Lift and move by claspng the ball of earth with the hands, or by placing planks under it. Remove from the packing-case or box by taking it apart. Do not remove the burlap about the ball of earth. **Leave it on.** Dig the hole for the plant 4 or 5 inches deeper and 8 to 10 inches broader than will be required to accommodate the ball of earth. Fill in the bottom of the hole with enough good, rich earth, in which a handful or two of commercial fertilizer has been mixed, to bring the top of the burlap up to the level of the surrounding earth when the plant is placed in the hole. Then fill in, with the same soil, the space between the ball of earth and the well of the hole, **packing it tight.** Make a basin of earth on top around the plant and fill with water, and give additional water from time to time for two or three months unless rains are frequent. It is sometimes advisable to shade the plants with burlap, but usually it is not necessary.

PRICES. The prices on Palms are given on pages, 72,73, and 74. The price on specimen balled Roses is \$2.50 each. On the remainder of our list the price is three times the single rate for the grade ordered. Larger specimens quoted on request.



View in the garden of Mrs. H. Marshall Taylor, Jacksonville, Fla. Planted with Glen Saint Mary stock

Planting the Home-Grounds

To have a yard or grounds that one may call his own is a privilege. To place therein plants and shrubs and trees, growing and flowering things, to make a spot that is homelike and inviting, is an opportunity. This opportunity should not be neglected. It is in the interest of right living that the home surroundings should be well planned, well planted. In this way, they become an extension of the house, an invitation to outdoor living, a part of the individual, a part of the community.

That a planting may be interesting, pleasing, and inviting depends not so much upon the kinds of materials used, as upon the arrangement of the plants and the care given them. Needless to say, poorly grown, badly cared for plants in various stages of poor condition will add nothing to the home or its surroundings. To grow healthy plants with a wealth of good leaves and flowers requires thorough soil preparation, the liberal use of manure, fertilizer and water. These they must have. Satisfactory results cannot be secured on permanently poor soils, or in places where plants are not happy in their surroundings.

The basic materials for improving soil conditions are a crop of cowpeas or velvet beans grown on the land, if there is time, and plowed or spaded into it, stable manure, poultry manure, vegetable mold from the woods, and organic ammonia fertilizer, such as cotton-seed meal, castor pomace, and tankage. Raw ground bone is a very valuable material of wide use in growing good trees and shrubs. Commercial fertilizers can hardly be dispensed with and should be applied at the rate of a ton or more per acre. All manure should be well rotted before using. Dig the ground deeply where the plants are to go; remove all bricks, sticks and rubbish. Economize, if need be, on the plants to be used, but never on the preparation for their planting.

The object in planting the home-grounds is to make a pleasing picture. To secure such a result, a planting-plan, showing the placing of all plants, should be made. This plan will show the location of all permanent features, trees or shrubs already in place, the house, garage, boundaries, etc. Necessary walks and drives should be added. For this work a sheet of cross-section paper will be found very valuable.

After this, decide what planting is necessary to give the desired results. Shrubs should be used in masses around the foundations of the buildings, along the boundary lines, and in the corners of the grounds. The whole back yard may be enclosed, giving privacy to the grounds. Leave an open space of lawn. Even a small yard may be made to appear much larger if the open lawn is preserved. On the lawn side of the borders, the planting should be irregular in outline, here a projecting point formed by the shrubs, there a bay where the lawn seems to project into the border. The shrubbery projections may be the locations selected for particularly attractive specimens of shrubs. In general, the taller growing specimens should be kept in the background, using smaller growing plants of

Southern Planting Facts



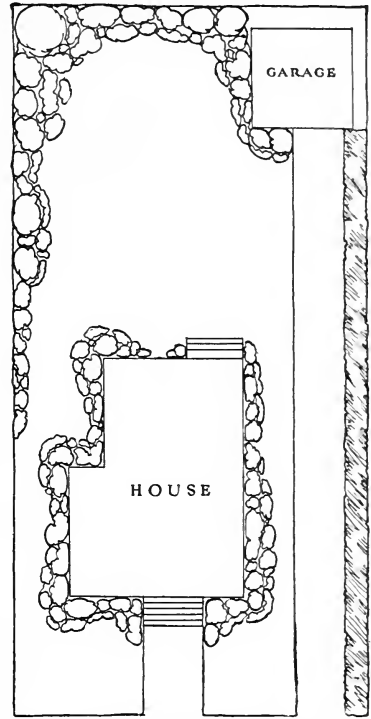
Planting the Home-Grounds

different heights to bring the border down to the ground. Annuals may be included in the border, changed from season to season, or bulbous plants and perennials may be set out. The exact location of every plant, tree, or shrub should be indicated.

Such a plan will be found all the more valuable in such cases where it is not possible to complete the planting in a single season. A well-prepared plan will enable the planter to carry the work through several seasons, if need be, to secure the results desired.

The materials, that is the plants to be used, should be carefully selected for the general section of the country where they are to be set out and for the exact location in the planting. Some plants are adapted to shade while others do best in sunny locations. Again, it may be desirable to have them in bloom at certain seasons of the year, or in other ways made to fit into particular requirements. These are the things which govern in making satisfactory selections. Generally, large masses of highly colored plants should be avoided, though they may be combined with more subdued colors, securing effects that are very fine. Deciduous shrubs are generally valuable for their flowers, but being bare of leaves in winter are sometimes not regarded favorably. These may be combined with evergreen sorts with pleasing results and there is nothing that quite takes the place of the early flowering shrubs. Many different species may be planted together or there may be clumps or groups of a single kind. Where bold or striking effects are desired, they can best be secured with large plantings of a single variety.

What has been said of soil-preparation applies with equal force to the making of the lawn. The foundation should be well laid in a thoroughly and carefully prepared soil, well fertilized and carefully leveled or graded. The lawn grasses most commonly used in the lower South are St. Augustine and Bermuda grasses. These grasses are usually established with cuttings. Open the ground with a flat spade, insert the cutting and pack firmly with the foot. Water liberally and keep the weeds out until the grass makes a good cover. The secret of keeping a lawn in good shape is heavy fertilizing and watering. The lawn, contrasting its uniform green with the different shades in the border, completes the picture, adding to and bringing out the beauties of the planting.



Plants on the city lot should be around boundaries and about foundations



House foundations, before and after planting, help to make the difference between a house and a home

Southern Planting Facts



AZALEAS

The foliage of the evergreen Azaleas is as good as that of other broad-leaved evergreen shrubs commonly planted in the South, while among flowering shrubs none surpass them in beauty or profusion of bloom. There is considerable variation in the time of flowering of different sorts, but the period of fullest bloom in the latitude of northern Florida is during the last half of February and the month of March, and in southeastern South Carolina, for instance, it usually comes during the first half of the month of April.

In Florida, Azaleas may be grown from the central part of the state northward, and it may be that they can be grown over the greater part of southern Florida. They are well adapted to those sections of the southern states bordering on the Gulf of Mexico, and it is safe to say that no shrubs have a wider range of successful culture. Half-shady situations suit them well, or they may be planted in full sunshine, provided they are well mulched and watered.

They are easy to transplant and not difficult to grow, but there are a few things to which careful attention should be given, and upon these the success of the planting depends. Well drained soil is necessary, for while Azaleas need plenty of moisture and frequent syringing, all surplus water should run off freely. The soil should not only be free from lime but should be acid and kept so by the addition of a mulch of leaves from hardwood trees, preferably oak.

In preparing the bed for planting Azaleas, remove all soil to a depth of 8 inches, dig up 4 inches deeper, and remove all small tree roots from it. Fill in 6 inches with soil taken from beneath hardwood trees, such as oak, holly or magnolia, or with soil secured from natural flat woods land. If the soil contains some leaves partly decayed or the remains of grass roots, so much the better. Decayed wood is also good, but it should be thoroughly rotted. After filling in, spread over the bed one wheelbarrow load of well-rotted cow-manure and three pounds of ground raw bone to each 30 square feet. Cover the entire area with 2 to 3 inches of oak leaves and fork the whole bed over so as to mix all these materials together, then level off for planting. If the bed can be allowed to stand for some time, so much the better. If not, pack thoroughly with the feet and proceed with the planting.

Plants of *Azalea indica* should be set about 2½ feet apart and after a number of years some of them can be taken out and moved to another location. They should be set no deeper than they grew originally. After planting, water thoroughly, and after the first few months particularly, waterings should be carefully attended to and the tops of the plants should be syringed with water from time to time. A mulch of about 3 inches of oak leaves should be maintained and as soon as one coating has rotted down partly, another should be added to bring it up to the original level. Do not remove the leaves when fertilizer is applied, but scatter it over the surface, wash it in with water, and add more leaf-mulch. The fertilizers which may be used to advantage are well-rotted cow-manure, dried blood, tankage, ground raw bone, castor pomace, and cottonseed meal. All of these furnish ammonia and will give good results. If weeds appear, have them pulled out. Do not cultivate the bed.

The only insect that is likely to be troublesome is red spider. Thorough frequent syringing of the plants with plain water will usually keep it down. If this does not control, spray at intervals of ten days with laundry soap, using one pound to three gallons of water. Dissolve the soap by boiling, allow the soap mixture to cool, and spray thoroughly. The number of branches on the bushes, and the number of flowers, may be greatly increased by nipping back the ends of the twigs during early summer. This pruning should be finished not later than about July 15, and after that date there will be plenty of time for the formation of flower-buds. These are developed on the plants in late summer and early fall and remain until they open during the following flowering season.

Azalea indica (Indian Azalea). Evergreen. These beautiful shrubs can be grown to perfection in most parts of the lower South. The flowers are large and produced in profusion. We can furnish lavender-pink, orange-red, white, red, pink, and variegated. Each Per 10
 8 to 12 inches.....\$1 00 \$9 00
 12 to 15 inches..... 1 50 12 50
 15 to 24 inches (Lavender only)..... 2 50 20 00

austrina (Florida Flame Azalea). A gorgeous native deciduous shrub producing beautiful large clusters of flowers in different shades of reddish orange and yellow. In north

Azalea austrina, continued

Florida it blooms during April. The shrub in general appearance and habit of growth is similar to *Azalea nudiflora*.


canescens. This native deciduous shrub is well adapted to conditions in the South. The flowers vary from deep pink to nearly white, and are sweet-scented and produced abundantly during early spring.

Prices on A. austrina and A. canescens. Each Per 10
 Small clumps, 2 to 3 feet...\$1 25 \$10 00
 Medium clumps, 3 to 4 feet. 2 00 17 50
 Strong clumps, 4 to 6 feet . . 3 00 25 00
Azalea austrina in small clumps only.



INDIAN AZALEAS

There are no more beautiful shrubs than the Indian Azaleas, which are here shown in a garden with individual flowers. 1, Pink; 2, Lavender; 3, White; 4, Orange; 5, Large Pink



Abelia grandiflora. A fine shrub and hedge plant

SHRUBS AND HEDGE PLANTS

Nothing adds so much to the beauty of the home surroundings, nothing gives so much pleasure, as a good lawn and well-placed shrubs and vines. The number which may be planted will be governed by the shape and extent of the grounds; but even the smallest lot has a place for a few. They should be planted in masses, in corners and about the buildings, always leaving a goodly proportion of open lawn. Aside from their value in beautifying the grounds, they actually increase the money-value of a property. A city lot, for instance, with well-grown shade trees and shrubs, is decidedly more valuable than a piece of bare ground.

For Shrubs shipped with balls of earth, see page 53

ABELIA grandiflora. The most satisfactory addition to the list of hedge plants in years. Can be pruned flat or rounded on top. Planted singly or in groups, will add a touch of beauty to the lawn all the year round. An evergreen shrub, with dark green, glossy leaves, becoming bronze-colored in winter. Flowers white, funnel-shaped, tinged with pink, delicately sweet-scented, borne in clusters from early spring until late autumn.

	Each	Per 10	100
1-year plants.....	\$0 35	\$3 00	\$25 00
2-year plants.....	60	5 00	40 00
3-year plants.....	1 00	9 00	

Specimen plants balled and burlapped, \$5 each.

ACACIA longifolia. Evergreen, densely branched and foliaged, willowy. Leaves long, narrow, dark green; flowers golden yellow in February and March. Quite hardy and does well in Florida.

	Each	Per 10
4-inch pots.....	\$0 50	\$4 00

ACALYPHA. The Acalyphas are medium-sized evergreen shrubs of compact growth, with very showy foliage. Everything considered, they are among the most satisfactory foliage shrubs for outdoor planting in south Florida, or for indoor pot culture in the North.


	Each	Per 10
4-inch pots.....	\$0 40	\$3 50

marginata. A large shrub, reaching a height of 6 to 8 feet; leaves green, margined with different shades of pink, red and yellow.

musaica. A smaller shrub of very compact habit; leaves beautifully marked in shades of red, green, bronze and yellow.

ALLAMANDA neriifolia. A dense evergreen shrub reaching a height of 6 to 8 feet, with yellow flowers. A fine shrub for southern Florida and similar climates.

	Each	Per 10
4-inch pots.....	\$0 40	\$3 50



Bottle
Brush

ANDROMEDA nitida. A native evergreen shrub, with large, oblong, bright shiny leaves. The flowers are sweet-scented, pinkish white, and are produced in early spring in the axils of the leaves. Grows from 2 to 6 feet high and is recommended for planting in shady places.

	Each	Per 10
Medium plants	\$0 50	\$4 00
Strong plants.....	1 00	9 00

BOTTLE BRUSH. A beautiful evergreen shrub reaching a height of about 15 feet. Leaves narrow, dark green; flowers bright red in cylindrical brush-like spikes, opening in April and continuing in bloom several weeks. Hardy in north Florida and southward.

	Each	Per 10
4-inch pots.....	\$1 00	\$9 00
6-inch pots.....	1 50	12 50

BUDDLEIA. Important evergreen shrub of recent introduction. The flowers are produced in terminal racemes and somewhat resemble lilacs in general appearance. During the summer they remain constantly in bloom and attract butterflies in great numbers. A well-grown bed of Buddleias with butterflies of many different colors flitting over them is a unique and pleasing sight. Excellent for cut-flowers.

	Each	Per 10
4-inch pots.....	\$0 50	\$4 50
Field - grown (Lindleyana and officinalis only).....	1 00	9 00

Buddleia asiatica. A rapid-growing, winter-flowering evergreen shrub with long spikes of small white delicately scented flowers and large pointed leaves.

Lindleyana. An evergreen shrub 3 to 6 feet high, with small bright green leaves and spikes of purplish violet flowers. Splendid for mass plantings.

officinalis. A strong-growing shrub with delicate lilac-pink flowers in terminal racemes. Blooms during winter. Very fine.

CAMELLIA japonica. Seedling plants only. These make very useful plants for the evergreen border and generally the flowers produced, most of them single, are very satisfactory. Adapted for general outdoor culture in the South.

	Each	Per 10
8 to 12 inches.....	\$0 60	\$5 00

CATHA edulis. This evergreen shrub has reddish twigs and bright foliage with reddish petioles. It reaches a height of about 10 feet and is quite hardy.

	Each	Per 10
6-in. pots.....	\$0 65	\$6 00

CESTRUM nocturnum. A shrub 6 to 9 feet high, adapted to south Florida; branches willowy, curved, producing an abundance of creamy yellow flowers, very fragrant at night.

	Each	Per 10
4-inch pots, 18 to 24 inches..	\$0 50	\$4 50

CRAPE MYRTLE (*Lagerstræmia indica*). Vigorous deciduous shrubs or small trees, reaching a height of 15 to 20 feet. The leaves are small, bright green and glossy. The flowers, which appear in spring, are fringed and colored in different shades of white, purple, and



Crape Myrtle

Crape Myrtle, continued

scarlet. The trees, when in blossom, are covered with large panicles of bloom and remain in flower for several weeks. They are very beautiful, and make a noticeable object in any landscape. Hardy, easily grown, and succeed on a wide range of soils. No other tree or shrub takes their place. Each Per 10

2 to 3 feet.....	\$0 40	\$3 50
3 to 5 feet.....	60	5 00
5 to 7 feet.....	1 25	10 00
Special.....	2 50	22 50

Purple. A grand sort, producing immense clusters of flowers of rich purple.

Rose. A very free-flowering old-rose Crape Myrtle, A valuable addition to our list.

Scarlet. Of handsome growth; a bright, showy plant with large bunches of scarlet flowers.

White. A pure white form with large clusters of flowers; very free blooming and a showy shrub in any landscape.

CUPHEA hyssopifolia. Shrubby, with pale lilac flowers and slender stems with small leaves. This bedding plant is well adapted for the edge of larger plantings or for carpet bedding. Easily grown and succeeds under trying conditions. Each Per 10

4-inch pots.....	\$0 35	\$3 00
------------------	--------	--------

DURANTA plumieri (Golden Dewdrop). An evergreen shrub with dark green leaves; flowers in racemes, lilac in color, followed by yellow berries. Very desirable. Each Per 10

4-inch pots.....	\$0 35	\$3 00
------------------	--------	--------

ELÆAGNUS pungens. A spreading evergreen shrub reaching a height of 6 feet; leaves dark green above, silvery beneath. Delights in a bright, sunny location and is adapted to a wide range of conditions.

pungens Simonii. A variety of Pungens with larger foliage; equally desirable. Each Per 10

1 to 2 feet.....	\$0 50	\$4 50
2 to 3 feet.....	75	6 00

FELJOA Sellowiana. A hardy, compact evergreen shrub with dark green foliage, grayish beneath, and purplish flowers. It is closely related to the guavas and the fruit is very good. This is a valuable addition to our list of shrubs. Each Per 10

3-inch pots.....	\$0 35	\$3 00
------------------	--------	--------

HIBISCUS mutabilis (Confederate Rose). A tall-growing, shrubby Hibiscus, with large, angled and toothed leaves. Flowers very double when first opened, white or light pink, changing to deep red. Very desirable.



Glen Saint Mary Nurseries Co. Glen Saint Mary, Florida

Shrubs and Hedge Plants

Hibiscus rosa-sinensis. Showy evergreen shrubs with glossy leaves and large, bright-colored flowers 4 to 5 inches across. They are amongst the most gorgeous and satisfactory shrubs that may be grown out-of-doors in south Florida, or under glass in the North. Under suitable conditions they bloom almost continuously, and the large bright flowers are very striking. One of our best ornamental shrubs.

All varieties.	Each	Per 10
4-inch pots.....	\$0 35	\$3 00
6-inch pots.....	75	6 50

Double Pink. Flowers very large, rich pink in color. One of the handsomest.

Giganteus. Single flowers of immense size, vivid crimson-scarlet in color.

Grandiflora. Flowers single, very large, beautiful shade of pink. Very fine.

Peach Blow. Flowers double, light pink with dark centers. A very beautiful variety.

Shell-Pink. A new variety, with beautiful single shell-pink flowers of medium size.

Single Pink. A single-flowered form with large flowers.

Single Salmon. A good shade of salmon-yellow with red center.

Single Scarlet. Similar to the single pink but a deep, dazzling scarlet in color.

Versicolor. Flowers single, scarlet, shaded light yellow, with deep red center.

HYDRANGEA hortensis. A very ornamental group of deciduous shrubs adapted for southern outdoor planting. They make an excellent showing in massed plantings and are well adapted to shady and half-shady locations. The white varieties bloom true to color; the others may be either pink or blue, depending upon soil and cultural conditions.

All varieties.	Each	Per 10
Small, field-grown.....	\$0 35	\$3 00
Medium, field-grown.....	75	6 50
Large, field-grown.....	1 25	11 50

Avalanche. Fine, large, white variety, very beautiful and fine for lawn planting.

E. G. Hill. Flowers either pink or baby blue; flower trusses of immense size; a fine grower and very satisfactory.

General de Vibray. Blue or pink; vigorous grower; large trusses of large flowers.

Mme. E. Mouillere. Pure white; very free flowering; one of the finest sorts.

Mousseline. Blue with cream colored center, or pink; strong, upright grower, producing immense clusters of large flowers.

Hydrangea Otaksa. Flowers deep blue, produced in large heads; very handsome; a strong, thrifty grower; very fine.

Souv. de Mme. E. Chautard. Blue or pink; free flowering, florets of medium size.

HYPERICUM Moserianum. A dwarf, compact shrub about 2 feet high, nearly evergreen, producing an abundance of large, bright yellow flowers throughout the summer. Fine for mass plantings. Hardy.

Patulum Henryi. A spreading evergreen shrub about 2½ feet high, with arching branches, and large, bright yellow flowers.

Prices on both varieties.	Each	Per 10
1-year.....	\$0 35	\$3 00
2-year.....	50	4 50

ILEX glabra (Inkberry). Much-branched native evergreen shrub, with bright shiny green, roundish leaves; fruit black. Well adapted for growing in clumps. Will succeed under very adverse conditions. Splendid for massing in shady locations. Height 3 to 4 feet.

	Each	Per 10
Small, branched.....	\$0 35	\$3 00
Large, branched.....	50	4 50

JASMINUM floridum. A hardy shrub with glossy dark green foliage and golden yellow star-shaped flowers a half inch in diameter, opening in spring and summer. A very desirable and valuable species.



Hydrangea

Southern Planting Facts



Shrubs and Hedge Plants

Jasminum humile. A dark evergreen much-branched shrub with compound leaves; flowers bright yellow borne in clusters. Hardy. A very fine plant.

primulinum. A rambling evergreen shrub with arching branches and dark green leaves producing a profusion of bright yellow flowers in early spring.

Prices on three preceding varieties:	Each	Per 10
1-year.....	\$0 35	\$3 00
2-year.....	50	4 50

Sambac. A climbing shrub with dark green shining leaves and very fragrant large, white flowers. Two varieties, Grand Duke, with double flowers, and Maid of Orleans, with semi-double or single flowers. Each Per 10
4-inch pots.....\$0 35 \$3 00

LANTANAS. Beautiful, showy, easily grown shrubs which may be grown in almost any soil; very free-flowering. Can be furnished in white, yellow, orange, lilac, and red. The weeping Lantana, with deep lilac flowers, makes a fine ground-cover and is excellent for window-boxes.

	Each	Per 10
Field- or pot-grown.....	\$0 40	\$3 50



A Lantana Hedge

LEUCOTHOE axillaris. Beautiful native evergreen shrub with spreading recurved branches and glossy dark green leaves, producing in spring numerous small white flowers in racemes. Splendid for massing in shady locations. Usually reaches a height of 2 to 3 feet.

	Each	Per 10
Fine plants.....	\$0 75	\$6 50

MAGNOLIA fuscata. A very fine broad-leaved evergreen shrub suitable for culture throughout the South. Reaches a height of from 10 to 12 feet. Flowers yellowish white, with banana-like fragrance. Very desirable.

	Each	Per 10
12 to 15 inches.....	\$1 25	\$12 00
15 to 24 inches.....	1 60	15 00
2 to 3 feet.....	2 00	17 50

MALVAVISCUS arboreus. A tall evergreen shrub with large, three-lobed leaves and erect, bright red flowers. Easily grown and very satisfactory.

grandiflora. A handsome free-flowering shrub, resembling a hibiscus in growth, but with drooping bright scarlet flowers. A fine addition to our list.

	Each	Per 10
4-inch pots.....	\$0 35	\$3 00
6-inch pots.....	75	6 50

MYRICA cerifera. A native evergreen shrub with a dense head of olive-green foliage. It is adapted to a wide range of soil conditions and is a very satisfactory seaside plant. Berries gray and covered with wax.

	Each	Per 10
1 to 2 feet.....	\$0 75	\$6 50
2 to 3 feet.....	1 00	9 00
3 to 4 feet.....	1 25	11 00

OLEA fragrans (Sweet or Tea Olive). Bright glossy foliage and small, white, sweet-scented flowers. Blooms for a long time in winter and early spring.

	Each	Per 10
4-inch pots.....	\$1 25	\$11 50

OLEANDER (*Nerium Oleander*). Very satisfactory, free-blooming evergreen shrubs, adapted for outdoor planting in Florida and the Gulf Coast regions. The leaves are long, narrow-pointed, bright, while the flowers are very showy and produced freely. Planted singly in groups or in hedges, they are a valuable addition to any lawn.

	Each	Per 10
4-inch pots.....	\$0 35	\$3 00
6-inch pots.....	75	6 50
Field-grown, Double Pink only.....	75	6 50
Extra-size, field-grown.....	1 50	12 50

Double Pink. A fine variety, with large, double pink flowers.

Madonna grandiflora. A strong-growing variety, with white, semi-double, fragrant flowers. Very fine.



Pittosporum Tobira makes a beautiful hedge

Oleander, continued

Shell-Pink. A very fine variety of Oleander with beautiful shell-pink flowers.

Single Pink. A very showy, single pink variety of strong growth.

Single White. A very free-flowering form with large masses of flowers. Very hardy.

PHYLLANTHUS. Beautiful shrubs with dark zigzag branches and thin medium-sized leaves. Very beautiful when grown single or in clumps. Fine for south Florida.

	Each	Per 10
10 to 18 inches.....	\$0 35	\$3 00
18 inches and up.....	65	5 00

nivosus roseo-pictus. A handsome shrub with beautiful foliage in various shades of green, white, pink and red.

nivosus atropurpureus. Purple leaves and stems. A good strong grower and makes a beautiful shrub. Fine for hedges.

PITTOSPORUM. Broad-leaved evergreen shrubs with beautiful bright foliage, clustered at the ends of the twigs. Flowers in spring; can be pruned any shape. No shrubs suitable for southern planting surpass *Pittosporum Tobira* and its variegated form. They are both adapted for seaside planting and neither of them seem to be particular about the soil in which they are set.

	Each	Per 10
4-inch pots.....	\$0 75	\$6 50
6-inch pots.....	1 00	8 50

Tobira. Hardy, foliage dark green, shiny. Can be pruned to any desired shape; grows well in shade. Makes a fine hedge.

Tobira variegatum. Has light green foliage variegated white, fine and showy.

PLUMBAGO capensis. A very showy, low-growing evergreen shrub producing an abundance of light blue flowers. Each Per 10

4-inch pots.....	\$0 60	\$5 50
------------------	--------	--------

Plumbago capensis alba. A white-flowered form, similar in every way to the blue variety. A desirable white shrub.

POINSETTIA (*Euphorbia pulcherrima*). The true flowers are small and yellowish, but the bracts surrounding them are very showy, bright red and gorgeous. Leaves large-lobed. A fine decorative plant indoors in the North or outdoors in south Florida.

	Each	Per 10
4-inch pots.....	\$0 50	\$4 00
6-inch pots.....	75	6 50

POMEGRANATE, FLOWERING (*Punica*). These shrubs are among the most satisfactory for general planting. Beautiful flowers in various shades of white and pink produced all summer.

	Each	Per 10
1 to 2 feet.....	\$0 35	\$3 00
2 to 3 feet.....	50	4 50
3 to 5 feet.....	75	6 50

Double White. A strong-growing variety with long, double, creamy white flowers.

Dwarf White. A free-flowering dwarf variety with creamy white flowers.

Mme. Legrelle. Pink, marked with crimson veins; very full and double.

PRIVET, Amoor River (*Ligustrum amurense*). A densely branched variety of rapid growth, with small, evergreen leaves. The best hedge Privet known, and may be pruned in any desired form. Very ornamental.

	Each	Per 10	100	1,000
1-year....	\$0 15	\$1 25	\$8 00	\$75 00
2-year....	25	2 00	15 00	100 00

RAPHIOLEPIS indica (Indian Hawthorn). A fine evergreen shrub, reaching a height of about 5 feet. Leaves roundish, thick, dark green. Flowers white, or pinkish white, in flat bunches, sweet-scented. Hardy. Each Per 10

4-inch pots.....	\$0 75	\$6 50
6-inch pots.....	1 00	9 00

Southern Planting Facts



Shrubs and Hedge Plants



Hedge of Amoor River Privet. (See page 63)

Spiræa cantoniensis.

compact-branching shrub, 3 to 4 feet in height, producing a dense mass of pure white flowers; very handsome and desirable.

cantoniensis, Double.

This is a very beautiful double-flowered form, corresponding in other respects with the single one.

prunifolia. A very early-flowering shrub, with pure white flowers appearing before the leaves.

Vanhouttei. Branches long and arching; leaves dark green; flowers produced in clusters along the branches; hardy. This *Spiræa* is very often known as "Bridal Wreath."

SERISSA fœtida variegata. A low-growing much-branched evergreen shrub, reaching a height of about 2 feet; leaves dark green, yellow margined; flowers small, white, trumpet-shaped; very desirable where a low-growing shrub is required.

	Each	Per 10
4-inch pots.....	\$0 50	\$4 50

SEVERINIA buxifolia. A low-growing, hardy evergreen shrub closely related to citrus. The leaves are small, bright, dark green. Flowers sweet-scented, followed by bright black fruit. It makes a satisfactory hedge.

	Each	Per 10
4-inch pots.....	\$0 60	\$5 00

SPIRÆA. The Spireas can be planted in masses, around borders or in beds, with excellent results. They bear a profusion of showy flowers in early spring, and a group planting makes a showy mass. Hardy, and well adapted to the South.

	Each	Per 10
1-year plants.....	\$0 40	\$3 50
2-year plants.....	65	6 00
3-year plants.....	1 00	9 00

Anthony Waterer. A dense, low-growing spirea with foliage in various shades of yellow, red, and dark green. Flowers crimson, produced freely throughout the whole summer in flat-topped bunches. Height 2 feet.

Billiardii. An upright shrub, reaching a height of 5 to 6 feet, with dark brown branches and oblong leaves, grayish beneath. Flowers pink, in panicles 6 to 8 inches long. A constant summer bloomer.

TABERNÆMONTANA coronaria. An evergreen shrub with dark glossy green leaves and double white sweet-scented flowers. It resembles the Cape Jessamine. Half hardy.

	Each	Per 10
4-inch pots.....	\$0 50	\$4 50
6-inch pots.....	75	6 50

TEA PLANT (*Camellia Thea*). An evergreen shrub usually reaching a height, with us, of 8 to 10 feet unless pruned back. Large, oval, serrate leaves; white, fragrant flowers 1 1/2 to 2 inches in diameter. A very fine hedge may be made with Tea plants. They stand pruning well.

	Each	Per 10
1 to 2 feet.....	\$0 50	\$4 50
2 to 3 feet.....	75	6 50
3 to 4 feet.....	1 00	9 00

THUNBERGIA erecta. Evergreen shrub; dark green leaves and bell-shaped dark blue flowers. Desirable for south Florida where it blooms almost constantly.

	Each	Per 10
4-inch pots.....	\$0 50	\$4 50

VIBURNUM odoratissimum. An evergreen shrub with broad, glossy leaves. Flowers white, fragrant, in early spring. Grows about 8 feet high. Hardy.

	Each	Per 10
4-inch pots.....	\$0 75	\$6 50

Tinus (Laurestinus). A very fine, broad-leaved evergreen shrub, reaching a height of about 10 feet. Flowers fragrant, creamy white, borne freely in winter. One of the finest shrubs for general planting.

	Each	Per 10
4-inch pots.....	\$0 75	\$6 50



Avenue lined with *Magnolia grandiflora*

Shade Trees

Nowhere in the country is shade so acceptable or so necessary as in the South. Whether in park or city street, country road or lawn, Shade Trees are valued not as luxuries, but as necessities for health and comfort. Nothing adds more to the home grounds, nothing so improves the appearance of town or city, as well-placed, healthy, vigorous Shade Trees.

The list of trees which is offered to our customers we can strongly recommend. They are carefully grown and trained. The roots are well developed and the stems are straight. They are given the same care that we give all our fruit trees. Grown in nursery rows for a number of years, our Shade Trees are vastly superior in every way to the trees which may be obtained from the woods and transplanted to the home grounds. **For trees shipped with balls of earth, see page 53.**

ALBIZZIA Julibrissin. A small deciduous tree with low, spreading, flat-topped head and finely divided, dark green, compound leaves. Flowers pink, showy, borne in large bunches at the ends of the branches. Handsome, rapid-growing. Hardy as far north as Washington.

	Each	Per 10
4-inch pots.....	\$0 50	\$4 00

ANISE TREE (*Illicium anisatum*). A handsome, hardy, broad-leaved, evergreen shrub reaching a height of 10 to 12 feet. Leaves anise-scented when bruised.

	Each	Per 10
2 to 3 feet.....	\$0 50	\$4 00
3 to 4 feet.....	75	6 50

AUSTRALIAN SILK OAK (*Grevillea robusta*). A tree with fern-like foliage; rapid grower, well adapted to southern Florida. Most desirable evergreen tree.

	Each	Per 10
2 to 3 feet.....	\$0 50	\$4 00
3 to 4 feet.....	75	6 50
4 to 6 feet.....	1 00	9 00

BAUHINIA alba. Very similar to *purpurea* but producing a fine showing of pure white flowers in late winter and early spring.

purpurea. A small or shrubby almost evergreen tree, with large flowers in different shades of light blue to dark purple, produced during winter and spring in great profusion.

Prices of <i>Bauhinia alba</i> and <i>purpurea</i>	Each	Per 10
4-inch pots.....	\$0 40	\$3 50
6-inch pots.....	75	6 50

CAMPHOR (*Cinnamomum Camphora*). One of the finest broad-leaved evergreen trees for Florida and the lower South. It is a good grower and well adapted for general planting either as a shade or yard tree or for wind-breaks. All Camphor trees severely pruned back before shipping.

	Each	10	100
1 to 2 feet.....	\$0 35	\$3 00	\$25 00
2 to 3 feet.....	50	4 50	40 00
3 to 4 feet.....	75	6 50	60 00

Southern Planting Facts



Shade Trees

CASSIA (*Cinnamomum Cassia*). A very beautiful tree with bright, pointed, three-ribbed, evergreen leaves. The Cassia is closely related to camphor but not quite so hardy. In South Florida, it makes a very satisfactory tree. Potted, 50 cts. each, \$4.50 for 10, \$40 per 100.

CHERRY LAUREL. This fine broad-leaved evergreen is a native of the South. The leaves are large, bright, shiny. When grown to full height, it reaches 30 to 40 feet. It may be pruned in any desired shape. Makes a very fine hedge.

	Each	10	100
1 to 2 feet.....	\$0 25	\$2 00	\$18 00
2 to 3 feet.....	50	4 50	40 00

CHINESE PISTACHE (*Pistacia sinensis*). A very beautiful deciduous tree from China, with finely divided leaves, wine-colored when young and highly colored in autumn. We regard it as a very valuable addition to our list of shade trees. Few trees surpass it in beauty, and where a medium-sized tree is desired it is very satisfactory.

	Each	Per 10
2 to 3 feet.....	\$0 40	\$3 50
3 to 4 feet.....	65	6 00

DOGWOOD, White (*Cornus florida*). A small deciduous tree, with spreading, bushy top and bright green leaves. The flowers, with their large, white bracts, appearing in spring before the leaves, make the Dogwood one of the most

Dogwood, continued

striking ornamental trees. The showy, bright scarlet fruit ripens in autumn, making it very attractive at this season.

	Each	Per 10
2 to 3 feet.....	\$0 50	\$4 00
3 to 4 feet.....	65	6 00
4 to 6 feet.....	85	8 00
6 to 8 feet.....	1 25	10 00

ELMS. A group of large, stately, rapid-growing deciduous trees, well suited for planting on moist soil. They are among our most satisfactory shade trees for streets or lawns. We offer varieties well adapted to the South.

	Each	Per 10
2 to 3 feet.....	\$0 40	\$3 50
3 to 4 feet.....	65	6 00
4 to 6 feet.....	90	8 00

American (*Ulmus americana*). A very desirable variety, with long, gracefully curved branches. Leaves green, lighter beneath.

Cork (*Ulmus racemosa*). Best adapted to the South, reaching a great height and with oblong, rounded top. Branches clothed with dark green leaves and provided with corky wings, giving the tree a unique aspect.

EUCALYPTUS. Rapid-growing evergreen Australian trees, many of which do splendidly in Florida. We have made a careful selection of the most desirable sorts. They are all pot-grown, and easily transplanted.



American Holly (*Ilex opaca*)



Glen Saint Mary Nurseries Co. Glen Saint Mary, Florida

Shade Trees

Prices of Eucalyptus	Each	Per 10
1 to 2 feet.....	\$0 40	\$3 00
2 to 3 feet.....	50	4 00
3 to 4 feet.....	75	6 50
4 to 6 feet.....	1 00	9 00

polyanthemus. A very ornamental variety; leaves nearly round, silvery. Thrives under a great variety of climatic conditions. Produces very fine wood.

robusta (Swamp Mahogany). A rapid-growing tree, with spreading, reddish branches, large, oval, dark green, pointed leaves and rough, dark brown bark. Perhaps the most desirable Eucalyptus for shade.

rostrata. Grows well under a great variety of conditions. Stands extremes of heat and cold.

rudis. Very fine for street planting; withstands extremes of both heat and cold.

tereticornis. A valuable timber Eucalyptus, well adapted to trying conditions. Hardy.

viminalis. A very handsome Eucalyptus, with long pendulous branches. It stands considerable cold. Trees of this species on our grounds at Glen Saint Mary have grown splendidly and have been uninjured during the winters of the past five or six years.

FICUS elastica. In south Florida this Rubber makes a very satisfactory shade and ornamental evergreen tree. See page 78.

FLOWERING PLUM. This Plum is one of the finest small-sized deciduous trees for planting in the South. In northern Florida it blooms in January, before the leaves appear, producing a gorgeous mass of double, pink, sweet-scented flowers. It is very handsome and desirable.

	Each	Per 10
2 to 3 feet.....	\$0 40	\$3 50
3 to 4 feet.....	65	6 00

FLOWERING WILLOW (*Chilopsis linearis*). A spreading deciduous tree, reaching a height of 15 or 20 feet. Leaves long, narrow, willow-like. Flowers lilac, striped with yellow, borne throughout most of the summer. Does well on dry land; handsome.

	Each	Per 10
2 to 3 feet.....	\$0 40	\$3 50
3 to 4 feet.....	65	6 00

GORDONIA Lasianthus. A fine evergreen tree, reaching a height of 50 to 60 feet with large, dark green, shiny leaves. Flowers white, resembling small magnolias, and borne freely on young trees. Grows satisfactorily on different types of soil.

	Each	Per 10
2 to 3 feet.....	\$0 65	\$6 00
3 to 4 feet.....	90	8 00
4 to 6 feet.....	1 25	11 00
Extra sizes.....	\$2 to 4 00	


HOLLIES. These fine evergreen trees are at home all over the South. They are not surpassed in beauty by any of our broad-leaved evergreens. We are now in position to offer three varieties. All grafted from selected fruit-bearing trees. We can furnish all three species with balls of earth if desired.

	Each	Per 10
2 to 3 feet.....	\$0 65	\$6 00
3 to 4 feet.....	90	8 00
4 to 6 feet.....	1 25	11 00
6 to 8 feet.....	2 50	22 50
Extra sizes.....	5 00	

American Holly (*Ilex opaca*). The Christmas Holly. Its bright green, spiny leaves and brilliant scarlet berries make it one of our handsomest evergreen shade trees. Should be severely cut back when transplanted from open ground.

Dahoon Holly (*Ilex Dahoon*). Leaves bright and glossy, branches literally covered with bright red berries. One of the most valuable broad-leaved evergreens in our list and we strongly recommend it.

Myrtle-leaved Holly (*Ilex myrtifolia*). This attractive evergreen Holly has small, bright green leaves, and produces an abundance of bright red berries. One of the finest ornaments for the Lower South. Native in some parts of the southern states.



Camphor Tree (*Cinnamomum Camphora*)
(See page 65)

Southern Planting Facts



Shade Trees


MAGNOLIA grandiflora. The grandest broad-leaved evergreen of the southern forests. Leaves large, bright shining above, usually coated with brownish hairs beneath. Flowers beautiful, often 8 to 10 inches across, waxy white, lemon-scented, produced throughout a period of two or three months.

	Each	Per 10
2 to 3 feet.....	\$0 65	\$6 00
3 to 4 feet.....	90	8 00
4 to 6 feet.....	1 25	11 00
6 to 8 feet.....	2 50	22 50
8 to 10 feet.....	5 00	

MAPLE, Scarlet (*Acer rubrum*). Our handsomest Maple, growing to large size, with moderately spreading branches. Leaves are three- to five-pointed, light green above, white beneath, changing to vivid shades of scarlet and gold in autumn. From very early spring until late autumn the Scarlet Maple is always attractive. Deciduous.

	Each	Per 10
2 to 3 feet.....	\$0 40	\$3 50
3 to 4 feet.....	65	6 00
4 to 6 feet.....	85	8 00
6 to 8 feet.....	1 25	10 00
8 to 10 feet.....	2 25	20 00
Special size.....	3 00	and up

OAK (*Quercus*). Long-lived, of rapid growth, with graceful, rounded tops. The Oaks are among our most valuable and common shade and ornamental trees and can be grown almost anywhere



Magnolia grandiflora

Prices of Oak:

	Each	Per 10
2 to 3 feet.....	\$0 40	\$3 50
3 to 4 feet.....	65	6 00
4 to 6 feet.....	85	8 00
6 to 8 feet.....	1 25	10 00
8 to 10 feet.....	2 25	20 00
Special size.....	3 00	and up

Laurel (*Quercus laurifolia*). A medium- or large-sized almost evergreen tree, with thick, rounded head and slender branches. The leaves are oblong, sometimes lobed, dark green. A handsome shade and avenue tree, and of commanding appearance as single specimens.

Live Oak. A fine long-lived evergreen tree, native to the South. Its symmetrical shape and dark, glossy green leaves make it a very handsome and desirable tree for lawn planting. It succeeds over a wide range of territory, and our stock is produced from a very fine type.

POPLAR (*Populus Simonii*). A tall, rapid-growing small-leaved deciduous Chinese Poplar of upright, pyramidal habit, more beautiful than Lombardy, and better adapted to the Lower South. Meyer's introduction.

	Each	Per 10
2 to 3 feet.....	\$0 40	\$3 50
3 to 4 feet.....	65	6 00
4 to 6 feet.....	85	8 00
6 to 8 feet.....	1 25	10 00



The Live Oak has no superior as a shade tree



Glen Saint Mary Nurseries Co. Glen Saint Mary, Florida

Shade Trees



Texas Umbrella Tree

SYCAMORES. Stately deciduous trees with white bark, upright, spreading branches and symmetrical heads. Rapid-growing and well suited for trying locations. Where quick-growing shade trees are desired for street or yard planting, there are no better trees than the Sycamores. They are hardy, vigorous and dependable. A handsome avenue tree.

Prices of Sycamores:	Each	Per 10
2 to 3 feet.....	\$0 40	\$3 50
3 to 4 feet.....	65	6 00
4 to 6 feet.....	85	8 00
6 to 8 feet.....	1 25	10 00
8 to 10 feet.....	2 25	20 00
Special size.....	3 00	and up

American (*Platanus occidentalis*). A noble tree with spreading branches and white or grayish bark. A rapid grower and very desirable.

European (*Platanus orientalis*). A large tree, with rounded head. Bark white; leaves large, five- to seven-lobed.

RED-BUD (*Cercis canadensis*). A small deciduous tree, 20 to 30 feet high, with rounded handsome leaves, producing an abundance of rosy pink flowers in early spring which make it an attractive object in any landscape. Should be planted on well-drained land.

	Each	Per 10
2 to 3 feet.....	\$0 40	\$3 50
3 to 4 feet.....	65	6 00
4 to 6 feet.....	85	8 00

SWEET GUM (*Liquidambar styraciflua*). Rapid-growing, native deciduous tree. Branches often corky winged. Leaves bright green, five- to seven-pointed; in autumn brilliantly colored in shades of red and crimson. Makes a handsome shade tree.

	Each	Per 10
2 to 3 feet.....	\$0 40	\$3 50
3 to 4 feet.....	65	6 00
4 to 6 feet.....	85	8 00
6 to 8 feet.....	1 25	10 00

CHINESE SWEET GUM (*Liquidambar formosana*). A very fine deciduous shade tree, related to our native Sweet Gum, but the foliage is different in shape and wine-colored when young. As new shoots are produced over a long season, this coloring is very attractive. It is a strong grower and a desirable shade tree.

	Each	Per 10
2 to 3 feet.....	\$1 00	\$9 00
3 to 4 feet.....	1 50	12 50
4 to 6 feet.....	2 00	17 50

TEXAS UMBRELLA. A medium-sized deciduous tree, with flat, umbrella-like top. Foliage finely divided, dark green, casting a dense shade. A very desirable shade tree. Especially adapted for planting in eastern Virginia and the Carolinas.

	Each	Per 10
2 to 3 feet.....	\$0 40	\$3 50
3 to 4 feet.....	65	6 00
4 to 6 feet.....	85	8 00
6 to 8 feet.....	1 25	10 00



Branch of Red-Bud Flowers



This foundation planting adds greatly to the beauty of the grounds

ARBORVITÆS AND OTHER CONIFERS

These plants make beautiful individual lawn specimens. The different colors—yellow, green, dark green and blue-green—give a striking effect when planted in masses, either when groups are made up of a single kind or of a number of different kinds. They make an excellent background for other shrubs and are of great value in foundation plantings. For hedges they are unsurpassed. In planting for a hedge, they should be given more distance than other hedge plants; 4 or 5 feet apart is not too much. As plants for porches or porch steps, they are very satisfactory. They are hardy and long lived.

ARBORVITÆ (Thuja and Biota). Beautiful evergreen shrubs of compact, symmetrical growth; especially suited for formal plantings. The varieties we list are adapted to southern climatic and soil conditions.



View in Arborvitæ Nursery

Prices on Arborvitæ, Retinospora, Cephalotaxus and Juniperus.

	Each	Per 10
12 to 18 inches.....	\$1 25	\$10 00
18 to 24 inches.....	1 75	15 00
24 to 30 inches.....	2 25	20 00
2½ to 3 feet.....	2 75	25 00
3 to 3½ feet.....	3 25	30 00
3½ to 4 feet.....	4 00	37 50
4 to 5 feet.....	5 50	50 00

aurea conspicua. Foliage deep yellow to golden color, often varying to green. Very compact and symmetrical. Tall and upright. All sizes up to 3½ to 4 feet.

aurea nana. Compact, rounded head and handsome, greenish golden foliage. All sizes up to 2½ to 3 feet.

Blue-Green. A handsome Biota with bluish green foliage that does not change color in winter. Very desirable. All sizes.

compacta. A fine, dark green variety of compact, conical growth. All sizes up to 2½ to 3 feet.

pyramidalis. A compact, pyramidal Biota, reaching a height of about 15 feet. Bright green, and holds its color well. Very fine. All sizes.



Glen Saint Mary Nurseries Co. Glen Saint Mary, Florida

Arborvitæ and Other Conifers

Arborvitæ, continued

Rosedale. Of compact, rounded, symmetrical form, with very dense head. The foliage is dark, bluish green and very handsome. All sizes.

Stricta. A very narrow upright variety with dark-green foliage. A

very excellent sort where a narrow plant is desired. 24 inches up to 4 feet.

RETINOSPORA pisifera argentea. A dwarf, compact variety. Branches silver-tipped. All sizes up to 2½ to 3 feet.

pisifera aurea. A showy evergreen of dense growth; new shoots of a rich golden color. Very ornamental. All sizes up to 2½ to 3 feet.

pisifera plumosa. With plummy dark green foliage; reaches a height of about 15 feet; all sizes.

CEPHALOTAXUS pedunculata (Japanese Yew). A medium-sized tree, bushy, compact, dark glossy green. Leaves 1 to 2 inches long. All sizes up to 3½ to 4 feet.



Cephalotaxus

JUNIPERUS com - munis. A fine variety; spreading branches and green foliage. All sizes up to 3½ to 4 feet.

o b l o n g a. Dark green, upright in form, with slender, recurving branches. Can be pruned in any desired shape. All sizes up to 3½ to 4 feet.

Sabina cupressi - folia (Creeping Juniper). A Juniper of trailing or creeping habit; bluish green; very handsome. Excellent for bordering walks and for cemeteries.

	Each	Per 10
1-year.....	\$0 75	\$6 50
2-year.....	1 00	9 00
3-year.....	1 50	12 50

virginiana (Red Cedar). A dark green tree, with conical head and upright spreading branches. Grows rapidly; adapted to sunny exposures and succeeds on different soils.


	Each	Per 10
2 to 3 feet.....	\$1 50	\$12 50
3 to 4 feet.....	2 50	22 50
4 to 5 feet.....	3 00	



Creeping Juniper



Roadway planted with Juniperus virginiana



Phoenix canariensis



Palm Planting



Sabal Palmetto

PALMS AND CYCADS

Palms are among the most striking plants which may be used for outdoor southern planting. Their bare, single stems and huge, arching leaves separate them from all other plants. Wherever seen, well-grown specimens always attract attention and give a decidedly tropical touch to the grounds and to the landscape. As street and shade trees, they are excellent and worthy of much more extensive use. The varieties which we offer our customers will be found most satisfactory for outdoor planting. All are pot-grown, or shipped with balls of earth, and may therefore be transplanted at any season of the year.

The place where a Palm is to be planted should be well prepared. The soil, if poor, should be thrown out, leaving a good-sized hole—30 inches square and deep is about right. Fill in with good, rich soil, carrying with it one-third well-rotted stable manure. Plant the Palm in this hole without disturbing in any way the soil that comes about its roots, pack tightly into place, tie the fronds rather closely together to keep them from being tossed about by the wind, thereby loosening the plant in the soil, and water freely. Later, the strings about the fronds should be loosened, and in ten weeks or so may be removed entirely. Fertilize liberally. Palms are gross feeders and require plenty of plant-food for their best growth. Stable manure and other organic fertilizers give splendid results.

CYCADS

CYCAS revoluta (Sago Palm). A Palm-like Cycad, reaching a height of 3 to 4 feet, with a handsome crown of deep green leaves curved outward from the center; very hardy; grows well out-of-doors in north Florida and along the Gulf Coast. Young plants have but a single stem; old ones are often branched. We have a particularly fine lot of these.

	Each	Per 10
4-inch pots.....	\$0 75	\$6 50
6-inch pots.....	1 50	12 50
8-inch pots.....	2 50	22 50
10-inch tubs.....	4 00	35 00
12-inch tubs.....	6 00	55 00

ZAMIA integrifolia (Coontie). This beautiful cycad is a native Florida plant. It is low-growing, producing tufts of dark green fern-like foliage. A very satisfactory plant, quite hardy, adapted to both sun and shade.

	Each	Per 10
Small plants.....	\$0 60	\$5 00
Medium size.....	1 00	9 00
Large plants.....	1 50	12 50



Cocos australis. (See page 73)



Palms and Cycads

PALMS

CHAMÆROPS excelsa. The Chusan Fan Palm is one of the particularly hardy sorts, withstanding cold to several degrees below freezing. Reaches a height of about 15 feet; a valuable variety.

	Each	Per 10
4-inch pots.....	\$1 00	\$7 50
6-inch pots.....	1 50	

COCOS australis. A very beautiful, hardy Palm with grayish green, curved pinnate leaves. Deserves to be widely planted as it is one of the most desirable Palms.

	Each	Per 10
12-inch tubs.....	\$3 00	\$22 50
2 to 3 feet.....	3 50	30 00
3 to 4 feet.....	5 00	40 00
4 to 5 feet.....	8 00	70 00

plumosa. This tree is one of the most beautiful of the Palms, adapted to south Florida and similar sections. Trunk 40 to 50 feet high, smooth, about 12 inches thick, marked with rings; leaves erect and spreading, about 15 feet long. A fine Palm for avenue and street planting.

	Each	Per 10
6-inch pots.....	\$1 50	\$12 50
8-inch pots.....	2 50	20 00

LATANIA borbonica. One of the best fan Palms for house use, and in south Florida it grows well out-of-doors.

	Each	Per 10
6-inch pots.....	\$1 50	\$12 50
8-inch pots.....	2 00	17 50

OREODOXA regia (Royal Palm). This Palm, adapted to southern Florida and similar locations, is one of the most beautiful. The smooth gray trunk is enlarged at the base



Phoenix canariensis balled for shipment

Oreodoxa regia, continued

and surmounted by a plummy crown of graceful leaves 12 to 15 feet long. It is a rapid grower and reaches a height of over 100 feet.

	Each	Per 10
4-inch pots.....	\$0 75	\$7 00

PHOENIX canariensis. A stately Palm, with large trunk and large, pinnate, gracefully curved leaves. A rapid grower; very hardy and one of the best for outdoor planting in the Gulf Coast country.

	Each	Per 10
2 to 3 feet.....	\$3 50	\$30 00
3 to 4 feet.....	5 00	45 00
4 to 5 feet.....	8 00	70 00



Combination Palm and Tree street planting

Southern Planting Facts



Palms and Cycads

Phoenix reclinata. A fine Palm, with slender trunk and beautiful pinnate leaves. Suckers are produced abundantly from the base, and if allowed to grow, develop into splendid clumps. Well adapted to south Florida.

	Each	Per 10
8-inch pots.....	\$2 00	\$17 50
10-inch pots.....	2 50	22 50
16-inch tubs.....	5 00	45 00

Roebelenii. This low-growing Palm, with its small gracefully curved leaves, is one of the most beautiful of the *Phoenix* group. It is moderately hardy and may be planted in the open in southern Florida. It is one of the most satisfactory house, porch, and greenhouse palms.

	Each	Per 10
8-inch pots.....	\$6 00	\$50 00
10-inch pails.....	10 00	90 00

sylvestris. A tall, hardy, rapid-growing Palm which equals or surpasses *Phoenix canariensis* in beauty and hardiness. The leaves are of large size, grayish green in color.

	Each	Per 10
16-inch tubs.....	\$5 00	\$45 00

tenuis. A fine hardy Palm, similar to *P. canariensis* but with more slender trunk and smaller, arching leaves, that are light green and glaucous; a rapid grower. Very ornamental.


	Each	Per 10
16-inch tubs.....	\$8 00	\$75 00

RHAPIDOPHYLLUM hystrix (Needle Palm).

Native to the southern United States from South Carolina to Florida, but rarely seen in cultivation. The trunk is short, 2 to 3 feet, covered with fibre in which are set numerous upright spines. The leaves are borne on long petioles, dark shiny green, under surface pale gray. Very hardy and beautiful when planted in clumps.



Washingtonia robusta



Sabal Palmetto

Prices of Rhapidophyllum hystrix

	Each	Per 10
6-inch pots.....	\$0 75	\$6 50
Small size.....	1 00	9 00
Medium size.....	3 50	30 00
Large size.....	5 00	45 00
Extra size.....	8 00	60 00

SABAL Palmetto. This is the beautiful native Palm of the South, commonly called "Cabbage Palmetto." The trunk grows tall, the leaves are large, dark green, fan-shaped, with curved, reflexed midrib, giving them an appearance about half-way between the fan and the pinnate-leaved Palms. Succeeds on a wide range of soils throughout the whole region bordering on the Gulf and along the Atlantic as far north as Cape Hatteras. The Cabbage Palmetto and Needle Palm are the hardiest of our native Palms.

	Each	Per 10
2 to 3 feet.....	\$3 00	\$25 00
3 to 4 feet.....	4 00	35 00
4 to 5 feet.....	5 00	45 00
5 to 8 feet.....	8 00	70 00

SEAFORTHIA elegans. Graceful, with upright, arching, dark green, pinnate leaves and smooth, rounded trunk. It stands the trying house conditions splendidly.

	Each	Per 10
6-inch pots.....	\$2 00	\$17 50
8-inch pots.....	3 00	22 75

WASHINGTONIA robusta. A splendid Palm with dark green fan-shaped leaves; hardy, well adapted to Florida and the country bordering on the Gulf of Mexico. It is a rapid grower and is being widely planted. One of the finest for landscape plantings. When young it is very attractive. Ultimately it reaches a height of from 50 to 80 feet.

	Each	Per 10
2 to 3 feet.....	\$3 50	\$30 00
3 to 4 feet.....	5 00	45 00
4 to 5 feet.....	8 00	70 00



Purple Wistaria



Bignonia venusta



Yellow Jessamine

VINES

To add to the beauty of the home and its surroundings, Vines of different kinds are unsurpassed. If many bare, unsightly walls were covered by them, they would become things of beauty, for Vines have the power to soften lines and cover up imperfections. Where it is desired to give an appearance of age to a building, they are unequalled.

Nothing can surpass the glory of the Wistaria, the Yellow Jessamine and *Bignonia speciosa*, when in full bloom. The Japan Ivy and Virginia Creeper are well adapted for brick walls, or surfaces where a Vine is required to climb by fastening itself. The Honeysuckle and Trumpet Vine are splendid for covering mounds, dead trees and fences. The Yellow Jessamine, the two Honeysuckles, Allamanda and Rhyncospermum, are evergreen, and where an evergreen covering is desired they should be given preference. The Rhyncospermum, Yellow Jessamine and Trumpet Honeysuckle are sweet-scented. It should be borne in mind that the Climbing Roses and Muscadine Grapes are useful for these same purposes.

For best results, the land should be well prepared, and, if planted near brick walls, the mortar and brickbats should be removed. Dig deeply and mix a fair amount of commercial fertilizer with the soil about two weeks before planting. After they are established, commercial fertilizer or stable manure may be used as a surface dressing. With good drainage, Vines require plenty of water.

PRICES ON VINES

	Each	Per 10
Medium plants	\$0 40	\$3 50
Strong plants	65	6 00
Extra-strong plants	1 00	



Bignonia Chamberlaynii. A hardy vigorous Climber

ALLAMANDA Hendersonii. A strong-growing vine, with large, glossy evergreen foliage and large, trumpet-shaped, golden yellow flowers. Tender; adapted to south Florida.

ANTIGONON leptopus (Mountain Rose). A handsome vine with heart-shaped leaves, producing large racemes of rose-pink flowers; adapted to sunny locations.

BIGNONIA. Strong-growing, free-flowering vine with beautiful trumpet-shaped flowers in different shades of yellow, orange and blue.

Chamberlaynii. A hardy evergreen vine, producing an abundance of bright yellow flowers in early spring.

radicans (Trumpet Vine). Leaves compound, deciduous, dark green; flowers brilliant orange, produced throughout the summer. Very hardy.

speciosa. A hardy evergreen vine, with glossy leaves. Flower clusters large; purple.



Ficus repens is one of the finest Vines for covering brick, stone or cement

Bignonia venusta. One of the strongest-growing vines, climbing to a great height; evergreen with bright, glossy foliage; flowers borne in great profusion, tubular, bright reddish orange; very showy. Tender.

BOUGAINVILLEA glabra Sanderiana. A showy evergreen vine, bearing large masses of purple flowers. A strong grower and reaches a great height. While tender, with care it does quite well even in north Florida.

Crimson Lake. This variety, with its bright crimson flowers, is one of the most striking vines that can be grown in Florida. \$2 each.

CISSUS incisa. A tall, climbing deciduous vine with pale green, much divided, fleshy leaves. Very satisfactory for seashore conditions and will grow on very sandy soils.

CLERODENDRON Thomsonæ. A high-climbing evergreen, free-flowering vine, adapted to southern Florida and similar climates. Leaves dark green, opposite; flowers white, with red centers; very fine.

CRYPTOSTEGIA grandiflora. A shrubby climber with opposite, dark green, shining leaves. Flowers reddish purple. May be grown as a shrub. Adapted to south Florida.

ENGLISH IVY (*Hedera helix*). The well-known English Ivy. An excellent covering for walls and tree trunks. In Florida succeeds best in shaded locations. Evergreen.

FICUS repens (Evergreen Climbing Fig). No other vine is quite so satisfactory for covering foundations of buildings or walls. Small-leaved evergreen vine; quite hardy.

HONEYSUCKLE (*Lonicera*). Rapid-growing vines, with handsome flowers. Make a dense covering adapted for porches, trellises and for hiding unsightly places.

Trumpet (*Lonicera sempervirens*). A beautiful, strong-growing vine, with oval leaves, bluish green in color. Flowers showy, scarlet on the outside, yellow within, large and produced nearly the whole year with us. Even in winter it continues in bloom.

Honeysuckle, continued

White (*Lonicera japonica*). A rapid-growing vine, stems slender, leaves dark green. Flowers sweet-scented, white, changing to yellow. Produces a dense covering and is evergreen.

JAPAN IVY (*Ampelopsis Veitchii*). A beautiful, rapid-growing deciduous vine, with three-lobed or three-parted, dark, glossy green leaves. A very beautiful vine, especially adapted for covering brick and stone walls.

JASMINUM pubescens. An evergreen vine or scrambling shrub, with beautiful green foliage and showy, white, star-shaped flowers. It may also be grown in shrub form. Quite hardy and a satisfactory vine.

RHYNOSPERMUM (*Rhyncospermum jasminoides*). Leaves rounded, rather small, thick, shiny; flowers produced freely, white, star-shaped, small, very fragrant. A very desirable vine. Hardy and evergreen.

VIRGINIA CREEPER (*Ampelopsis quinquefolia*). A hardy, rapid-growing, clinging vine; leaves deciduous, dark green, five-parted, gorgeously colored in fall. A splendid vine for walls, arbors, and porches.

WISTARIA (*Wistaria chinensis*). Magnificent, strong-growing, woody vines, hardy throughout the country. Leaves deciduous; the flowers are borne in large, pointed clusters, with or before the leaves in spring. Wistarias make handsome specimens when staked and grown as trees.

Purple. A very strong-growing sort, producing large panicles of purple flowers. (See page 75.)

White. A very fine variety, with large clusters of delicately scented white flowers.

YELLOW JESSAMINE (*Gelsemium sempervirens*). A slender, rapid-growing evergreen vine. Flowers yellow, fragrant, produced in profusion during the spring months. (See page 75.)



BAMBOOS AND LAWN GRASSES

Among ornamental plants, none are more important than the Bamboos. The long, willowy canes and fine foliage give a delicate, pleasing effect. Under suitable climatic conditions they will grow on very poor soil, particularly if well supplied with plant-food and water. Either commercial fertilizer or stable manure may be used to good advantage. The large-growing varieties of Bamboos make excellent windbreaks, and are also valuable for tall hedges and as screens for unsightly buildings or other objects. They are excellent for planting along ditches, canals and water-courses. In such locations they grow to perfection.

Those listed below have been carefully tested for hardiness and general beauty. They will withstand temperatures of twelve to fifteen degrees above zero without injury, and should be more generally used throughout the South. Nothing else takes their place, and, where tropical effects are desired, Bamboos are among the most satisfactory plants to use. They may be planted either in single clumps or in masses, but must be allowed a goodly amount of space.

BAMBOOS

ARUNDINARIA falcata. A graceful Bamboo, reaching a height of 10 to 12 feet. Grows in dense clumps; leaves fern-like. Hardy.

nitida. Dwarf, compact-growing Bamboo with beautiful foliage, reaching a height of 3 to 4 feet, with rounded top. A very decorative variety.

BAMBUSA argentea. This very desirable variety reaches a height of 30 to 40 feet, with graceful, spreading top. Hardy.

Bambusa argentea striata. This variety is the same as *Argentea*, except that the leaves are beautifully striped green and white. A strong grower. Hardy.

aurea. Stems yellow, reaching a height of 10 to 12 feet. Rootstocks spreading; branches open and spreading. Hardy.

Metake. A handsome, broad-leaved Bamboo, reaching a height of 10 feet. Grows in large, dense masses; ornamental. Hardy.

verticillata. Canes striped yellow; 15 to 20 feet.

Makes fine clumps; hardy. Each Per 10
 Small clumps, 6 to 10 canes. . \$0 75 \$6 50
 Strong clumps, 12 to 18 canes. 1 00 9 00
 Extra-strong clumps, 20 or
 more canes. 2 00 and up



Bambusa

LAWN GRASSES

In the Lower South lawns are not so easily made as in some other parts of the country. The Grasses are started not from seed but by setting out parts of the plants, either stems or rooted stems. One bushel of Bermuda grass will set about 1,500 square feet and a bushel of Carpet Grass or St. Augustine about 800 square feet. The Grasses which succeed farther north are not suitable, and three grasses commonly used are:

BERMUDA. A fine-leaved Grass which, with proper attention, makes a very dense mat; not adapted to shady places.

CARPET GRASS (*Axonopus compressus*). A very valuable lawn grass somewhat resembling Saint Augustine in its habit of growth. Retains its color well in winter and we regard it as one of the most valuable lawn grasses.

ST. AUGUSTINE. A broad-leaved Grass which makes a coarse sward, but with care and attention makes a very satisfactory lawn. This Grass is unsurpassed for growing under trees or in other shady locations.

Prices on lawn grasses per 100 cuttings, \$1;
per bushel, \$2



Decorative Plants and Ferns

For house and porch plants or boxes no plants give better satisfaction than ferns, both on account of their beauty and the ease with which they may be kept in good condition. In addition to this many of them are of great value in shady places in outdoor planting. Used in this latter way, they lend a dainty touch to any spot that is hard to secure with other plants. In preparing the soil for ferns, bone meal, and very well-rotted stable manure should be used liberally.

While the decorative plants listed below are satisfactory for house plants, most of them are also well adapted for planting out-of-doors in southern Florida. The list is well selected for trying house conditions.

ARALIA filicifolia. A shrubby plant with fern-like foliage, reaching a height of about 8 feet. Fine in all sizes.

Guilfoylei. A handsome, showy shrub for house or outdoor culture. Leaves green, margined with white.

	Each	Per 10
Nice plants.....	\$1 00	\$9 00
Extra-strong plants.....	1 50	12 50

CROTONS. Shrubby plants with foliage variegated in many different brilliant shades. They require plenty of moisture and high temperatures.

	Each	Per 10
4-inch pots.....	\$1 00	\$9 00

FICUS altissima. A splendid house plant, with large, roundish oblong leaves.


elastica. The common Rubber Plant with bright, shiny leaves. Will stand much abuse.

	Each	Per 10
12 to 18 inch.....	\$1 00	\$8 50
18 to 24 inch.....	1 50	12 00
2 to 3 feet.....	2 00	


GREVILLEA robusta (Australian Silk Oak). Young plants of this species are very fine for decorative purposes. (See page 65.)

PANDANUS Veitchii. One of the finest decorative plants, with sword-like, sharp-pointed foliage; green striped with creamy white; very showy.

4-inch pots, \$1 each,
\$8.50 per 10.
6-inch pots, \$2 each.



Pandanus Veitchii



Window-Box Planting

SANSEVIERIA Laurentii. A variety of Bow String Hemp with beautifully banded dark green sword-like leaves, with a yellow stripe on the margins. Adapted for culture under trying conditions. 75 cts. and \$1 each.

VINCA major variegata. A trailing plant with glossy green leaves, margined with creamy white. Flowers blue. For hanging-baskets, vases, and porch-boxes.

	Each	Per 10
3-inch pots.....	\$0 35	\$3 00
4-inch pots.....	50	4 50

FERNS

We can furnish many fine varieties of Ferns as follows: *Nephrolepis davallioides furcans*, *N. exaltata*, *N. bostoniensis*, *N. Dwarf Boston*, *N. elegantissima*, *N. Goodii*, *N. John Wanamaker*, *N. Piersonii*, *N. robusta*, *N. Roosevelt*, *N. scholzellii*, *N. Scottii*, *N. splendia*, *N. superbissima*, *N. Teddy Junior*, *N. Verona*, *N. Whitmanii*, *N. Whitmanii*, *compacta*, *Maidenhair*.

	Each
Nice plants.....	\$0 35
Large plants.....	50
Extra-size.....	\$1 and up

ASPARAGUS plumosus and Sprengeri.

	Each	Per 10
3-inch pots.....	\$0 35	\$3 00
4-inch pots.....	50	4 00



Pruning tops of Grapefruit trees



Root-pruning Grapefruit trees



Planting a shade tree

Planting Information

The land on which trees are to be set should be thoroughly prepared before planting. Too frequently this important matter is neglected or poorly done, but it pays to give particular attention to this part of the work. It is easier to put the land in good condition before planting than after, and if the trees are to bring the results desired, it must be done at some time. It is best to clear the land a year in advance of planting, then grow a crop of cowpeas or velvet beans and turn it back into the soil. Good results may be secured without this, but it is a good plan to follow whenever possible.

Staking

After the land has been well plowed, harrowed and leveled, a 3- or 4-foot stake should be set where each tree is to stand. Laths make good stakes for this purpose. While a number of different plans may be used in spacing the trees, it is usually best to set them in squares or in rectangles.

Planting Distances

The distance apart at which the trees should be set depends upon the character of the soil, the moisture it contains, the kind of trees and the ideas of the planter. Usually they should be given a goodly distance. A table of usual planting distances is given on the inside back cover page.

Care of Trees on Arrival

When the trees arrive, if everything is in readiness, they may be taken directly to the field and set out, taking the trees from the boxes as needed. If the number is large, or there is a delay of more than a few days, it is best to open up the boxes or bales and heel-in the trees. This is done by digging a trench deep enough to accommodate the roots nicely, straight down on one side, sloping out to the ground-level on the other. In this trench place the roots, the tops in slanting position, cover with earth, packing well among the roots, use some water, and cover the tops with packing material, straw or grass,

to shade them. From this heeling-in place they may be taken for planting, and carefully protected from the sun with damp burlap until placed in the holes.

Digging Holes—Fertilizers

It is best to dig the holes just in advance of planting to prevent drying or baking; also loss of moisture. The holes should be made 6 inches wider and deeper than necessary to accommodate the roots. Place the top-soil in a pile by itself when the holes are dug. Commercial fertilizer analyzing about 6 per cent phosphoric acid, 4 per cent ammonia, 3 per cent potash, may be used at the rate of one-half to one pound per tree, thoroughly mixed with the top-soil in filling in around the roots. We do not recommend the use of stable manure in the holes, though on pecans, persimmons, roses and ornamentals in general, it may be used to advantage as a mulch after planting, when well rotted.



Heeling-in Peach trees

Southern Planting Facts



Planting Information

Pruning

Some kinds of nursery trees must be pruned before shipping. Others are not pruned. It is a safe rule with practically all plants that the tops and broken roots should be cut back before planting.


Setting the Trees

Set the trees the same depth they stood in the nursery rows. The exact point can be determined by the earth-marks, or the "collar." Citrus trees, particularly, are very much injured by too deep planting, and it is a safe rule with all trees and shrubs to set them a little higher than they grew rather than lower. Spread out the roots carefully by hand, and pack the earth well around them. When the hole is three-quarters

filled up, pack thoroughly with the feet. This is important. More trees are lost from loose packing than from any other cause. After packing thoroughly, and before the hole is quite filled up, pour in water, especially if the soil is dry. As the water sinks down into the earth, it helps to pack the soil in all the small corners among the roots. When the water has sunk away, fill up the balance of the hole, pack again with the feet, straighten up the tree and level off. If the weather and soil are dry it is often an excellent plan to bank up around the tree with dry soil. This prevents evaporation of moisture from the tree, keeps it steady in the ground, and is a great protection. This bank can be removed after it has served its purpose. Banking is a good protection against frost.

General Care

After carefully planting trees or shrubs they should receive such care and attention as will keep them in thrifty growing condition, and, if the best results are desired, they should never be allowed to become stunted in their growth. To bring about this condition they must be cultivated frequently, fertilized from time to time, and kept free from insects and diseases. Only those who give their trees the care they require can hope to secure the maximum results from their plantings. Consult your successful neighbors.



Disc harrow at work in an Orange grove

Cultivation

The ground around newly set plants must be kept free from weeds, because a growth of weeds deprives the trees of needed moisture and plant-food. Lawn specimens may be cared for by simply cutting out the turf in a circle of 2 feet radius around the trees, and keeping the circles well cultivated. Young orchard trees may be handled by cultivating a narrow strip 3 to 5 feet wide on each side of the tree-rows and the re-

mainder of the ground (not cultivated) should be planted with a cover-crop to shade the soil and improve its condition when it is plowed under. It is best to continue the cultivation of the narrow strip throughout the season, or well up into autumn. Of course, if heavy rains occur, cultivation of young trees may at times be omitted, but even then weeds must not be allowed to grow up around the trees, thereby shading them to an injurious degree.

The cultivation of older trees differs in some particulars from that given young trees. In the first place cultivation should begin in spring some time before the trees start into growth and should be continued at intervals of ten days or two weeks throughout the spring months up until about June 15 or July 1. A cover-crop should then be given possession of the ground until autumn. The best cover-crops in the Lower South are beggarweed, cowpeas and velvet beans. In spring, the whole surface of the ground should be cultivated, and if the weather is dry, cultivation should be given more frequently.

The most important objects of cultivation are to preserve a dust mulch and conserve moisture. The best cultivation tools are a disc harrow, an extension disc, an Acme harrow and, for heavy lands, a spring-tooth harrow. The plow is not required, except when the cover-crop is turned under.



General Care

Fertilizers

The fertilizer already recommended for use at time of planting will be found about right for young trees and, under most conditions, its use may be continued until the trees are well grown and commence to bear. On shade trees and shrubs its use may be continued throughout. When fruit trees begin to bear, the composition of the fertilizer applied should be changed. The amount of potash should be increased. In general, it will be found that a fertilizer containing 3 per cent ammonia, 6 per cent phosphoric acid, and an increased amount of potash will be about right. The composition of the fertilizer should be varied to meet special conditions.



Cover-crop of beggarweed in a Pecan orchard

The general tendency in the use of commercial fertilizers is to make frequent applications of small amounts. In arriving at the quantities required on shade trees, it is a good plan to use from one to two pounds for each inch in diameter. Young fruit trees may be given two or three pounds for each year of age, and fruiting trees have to be fertilized according to their condition and the crop indications.

If a young orange tree received one-half pound at time of planting in January, it should receive a pound in March, another in June, and another in September. In its second year, it should be fertilized in February, April, June and September, giving about one pound and a half at each application. After the second year, there should be a gradual increase as the trees become older; those who secure best results fertilize liberally.

In fertilizing young trees, the fertilizer should be scattered in a band 2 feet wide, beginning back 6 inches from the trunk. As they become older, the fertilizer should be spread out toward



Plan for cover-crop and cultivation of young orchard

the ends of the branches, and in old orchards or groves it should be broadcasted over the whole surface as the roots make their way into all parts of the soil. After applying fertilizer the ground should be cultivated.

Insects and Diseases

These must be watched for and guarded against. Dead branches should be removed from the tops of trees and burned. They often contain spores of diseases or have become the breeding-places of noxious insects. In some localities many insects may be controlled effectively through the agency of friendly fungi; in others it is necessary to spray as well. In a general way it will be found that bordeaux mixture is effective against fungi, lime-sulphur wash as a winter spray against scale insects and fungi on deciduous trees, rust mite, purple mite and red spider on citrus; arsenate of lead against biting or chewing insects, and whale-oil soap or miscible oil against sucking insects such as white fly and against various scale insects.



Distributing fertilizer around the outside branches



A Landscape View at Glen Saint Mary

INDEX

	PAGE		PAGE		PAGE
Abelia.....	58	Cocos.....	73	Kumquats.....	20
Acacia.....	58	Cornus.....	66	Lantana.....	62
Acalypha.....	58	Crotons.....	78	Latania.....	73
Acer.....	68	Cryptostegia.....	76	Laurel, Cherry.....	66
Albizzia.....	65	Cuphea.....	60	Lawn Grasses.....	77
Allamanda.....	58, 75	Cycas.....	72	Lemons.....	14
Althæa.....	58	Dogwood.....	66	Leucothoë.....	62
Ampelopsis.....	76	Duranta.....	60	Loquat.....	21
Andromeda.....	59	Elms.....	66	Limes.....	19
Anise Tree.....	65	Elæagnus.....	60	Liquidambar.....	69
Antigonon.....	75	Eucalyptus.....	66, 67	Lonicera.....	76
Aralia.....	78	Euonymus.....	60	Loquat.....	44
Arborvitæ.....	70, 71	Ferns.....	78	Magnolia.....	62, 68
Arundinaria.....	77	Feijoa.....	60	Malva viscus.....	62
Asparagus, Orna- mental.....	78	Ficus.....	67, 76, 79	Maple.....	68
Azalea.....	56, 57	Figs.....	40	Mulberries.....	41
Bamboos.....	77	Fig, Evergreen Climbing.....	76	Myrica.....	62
Bambusa.....	77	Gordonia.....	67	Myrtle, Crape.....	59, 60
Bananas.....	43	Grapefruit.....	15-19, 22	Oak.....	68
Bauhinia.....	65	Grapes.....	38, 39	Oak, Australian Silk.....	65
Bignonia.....	75, 76	Grasses.....	77	Olea.....	62
Biota.....	70, 71	Grevillea.....	78	Oleander.....	62, 63
Bottle Brush.....	59	Guavas.....	43	Oranges.....	6-13, 22
Bougainvillea.....	76	Gum, Sweet.....	69	Oreodoxa.....	73
Buddleia.....	59	Hawthorn.....	63	Palms and Cycads.....	72-74
Calamondin.....	21	Hedera.....	76	Pandanus.....	78
Caltha.....	59	Hibiscus.....	60, 61	Passion Fruit.....	44
Camellia.....	59, 64	Hollies.....	67	Peaches.....	26-29
Camphor.....	65	Honeysuckle.....	76	Pears.....	36, 37
Cassia.....	66	Hydrangea.....	61	Pecans.....	23-25
Cedar, Red.....	71	Hypericum.....	61	Persimmons.....	30-33
Cephalotaxus.....	71	Ilex.....	61, 67	Phœnix.....	73, 74
Cercis.....	69	Inkberry.....	61	Phyllanthus.....	63
Cestrum.....	59	Ivy, English.....	76	Pistache, Chinese.....	66
Chamærops.....	73	Ivy, Japan.....	76	Pittosporum.....	63
Cherry, Surinam.....	43	Jasminum.....	61, 62, 76	Platanus.....	69
Chilopsis.....	67	Jessamine, Yellow.....	76	Plumbago.....	63
Cissus.....	76	Juniper.....	71	Plums.....	34, 35, 67
Clerodendron.....	76	Juniperus.....	71	Poinsettia.....	63
				Pomegranates.....	41
				Pomegranate, Flow- ering.....	63
				Poplar.....	68
				Populus.....	68
				Privet.....	63
				Pyrus.....	63
				Quercus.....	68
				Quince.....	42
				Raphiolepis.....	63
				Red-Bud.....	69
				Retinospora.....	71
				Rhapidophyllum.....	74
				Rhyncospermum.....	76
				Roses.....	45-52
				Rose of Sharon.....	58
				Sabal.....	74
				Sansevieria.....	78
				Seaforthia.....	74
				Serissa.....	64
				Severinia.....	64
				Spiræa.....	64
				Strawberry.....	42
				Sycamores.....	69
				Tangelo.....	22
				Tabernæmontana.....	64
				Tea Plant.....	64
				Thunbergia.....	64
				Thuya.....	70, 71
				Trumpet Vine.....	75
				Ulmus.....	67
				Umbrella, Texas.....	69
				Viburnum.....	64
				Vinca.....	78
				Virginia Creeper.....	76
				Walnuts.....	24
				Washingtonia.....	74
				Willow, Flowering.....	67
				Wistaria.....	76
				Yew.....	71
				Zamia.....	72

LARGE-SIZED TREES AND SHRUBS FOR IMMEDIATE RESULTS

In the foregoing pages of our Catalogue we have listed the regular sizes of trees and plants. Very frequently our customers are interested in large-sized specimens with which to secure quicker effects from their plantings. We are able to furnish these in a number of different sizes and varieties, and we are prepared to move them with large balls of earth about the roots. We shall be pleased to furnish descriptions and prices upon request, stating size and kind desired.

PROPER DISTANCES FOR PLANTING

Oranges on common stocks.....	25 to 30 ft. each way
Oranges on <i>C. trifoliata</i>	18 to 20 ft. each way
Kumquats.....	10 to 12 ft. each way
Peaches and Apples.....	18 to 20 ft. each way
Plums.....	15 to 18 ft. each way
Japan Persimmons.....	15 to 20 ft. each way
Pears, Le Conte.....	25 to 30 ft. each way
Pears, General varieties.....	20 to 25 ft. each way
Grapes, Bunch varieties.....	8 to 10 ft. each way
Grapes, Muscadine type.....	18 to 25 ft. each way
Figs.....	12 to 15 ft. each way
Pecans.....	50 to 60 ft. each way

NUMBER OF TREES OR PLANTS TO THE ACRE

Distance apart, feet	No. of trees	Distance apart, feet	No. of trees	Distance apart, feet	No. of trees
8 by 8.....	630	15 by 15.....	193	25 by 25.....	69
9 by 9.....	537	16 by 16.....	170	30 by 30.....	48
10 by 10.....	435	17 by 17.....	150	35 by 35.....	35
11 by 11.....	360	18 by 18.....	134	40 by 40.....	27
12 by 12.....	302	19 by 19.....	120	45 by 45.....	21
13 by 13.....	257	20 by 20.....	108	50 by 50.....	17
14 by 14.....	222	22 by 22.....	90		

CONTENTS

	Page		Page
Terms of Business.....	Second Cover	Arborvitæ and Other Conifers.....	70, 71
Citrus Fruits.....	3-22	Palms and Cycads.....	72-74
Nut Trees.....	23-25	Vines.....	75, 76
Deciduous Fruits.....	26-42	Bamboos and Lawn Grasses.....	77
Tropical and Sub-Tropical Fruits.....	43, 44	Decorative Plants.....	78
Roses.....	45-52	Planting Information.....	79-81
Planting the Home Grounds.....	53, 54	Large-sized Trees and Shrubs for Immediate Results.....	See above
Balled and Burlaped Trees and Shrubs	55	Proper Distances for Planting....	See above
Azaleas.....	56, 57	Number of Trees or Plants to the Acre	See above
Shrubs and Hedge Plants.....	58-64		
Shade Trees.....	65-69		

**GLEN SAINT MARY
NURSERIES CO.**

GLEN SAINT MARY, FLORIDA