


## **Historic, archived document**

Do not assume content reflects current scientific knowledge, policies, or practices.





# SEEDS

**"Everything New in Seeds"**

**John W. Moore Company**

**SEEDS**

**Light Hardware, China, Glassware,**

**"Household Necessities"  
Stoves, Ranges etc.**

**306-308 MAIN STREET**

**ANNA, ILL.**

# BUY YOUR SEEDS AT HOME

It is not necessary for you to send away for garden seeds when you can buy choice, Northern grown, bulk garden seeds at home.

We carry a complete line of bulk garden seeds and are in a position to take the best care of your seed wants. Our seeds are all carefully tested, new crop seeds, not the kind put up in fancy packets and sold on commission, which you may have purchased in the past and which may not have given satisfaction.

When you buy from us you see what you are getting, save the trouble of sending away to some mail order house, and do not have to wait for your seeds to come by parcel-post or express: Possibly be delayed or lost. You also save the cost of transportation.

Come in and see how much fresh bulk seed you get for your money.

More seed and better seed.

## BUY BULK SEEDS FOR SUCCESS

---

*The pleasure and profit obtained from a well kept vegetable garden, as well as the healthful exercise, should be an inducement to plan one for this year.*

---

**C**IT IS surprising how small a piece of ground is needed to supply a family of average size with fresh vegetables through the whole season. A piece of ground, say, thirty feet by forty feet, will do it. In these days of high prices there are many sorts of vegetables that it more than pays to grow at home. In comparison with the ridiculously small cost, the return surely does warrant the effort.

**C**HOW can it be done? The preparation of the plat is the first consideration. The ground must be well worked up, all sticks, stones and large lumps removed, and in most instances it will be necessary to turn under a goodly amount of stable manure or humus. Commercial fertilizer may also be applied sparingly at time of planting in the rows, or beside the rows of plants later on.

**C**PICK a well drained spot in the yard where the sun shines all day long and there are no shade trees, for vegetables as well as flowers need plenty of sunshine plus lots of cultivation and then some more cultivation.

**C**NEXT, the seed. Be sure of your seed, as it is most discouraging to find after you have planted and worked all summer that you have nothing worth while to show for your pains.

**C**PLANTING Lettuce, Radish, Carrots, Beets, Early Onions and Turnips requires very little room and can be grown between those sorts that require more space. Put Corn and tall kinds where they will not shade in any way the more dwarf kinds.

**C**HOW shall I plant or lay out the bed? Why not try it this way: Half a pint of Wax Beans planted, say, in two rows, followed by half a pint of green podded kinds. One row of Early Cabbage (use plants). One or two quarts of Peas—early and late in two rows. One row of Early Beets. Follow Peas and Beets with a planting of Late Cabbage (use plants of your own growing). Half a row of Radish, Early Round. Half a row of Long White or Red. One-half row Lettuce, curled leaf, half row Head Lettuce. One row of Onion Sets. Follow Onion, Radish and Lettuce with Egg Plant, Pepper, Turnip and Rutabaga. One row of Cucumber, Early and Late. One row of Tomato. Four rows of Sweet Corn, early and late, Squash, Pumpkins, etc.

**C**MANY other sorts may be added to this list which are well worth the time and effort of producing.

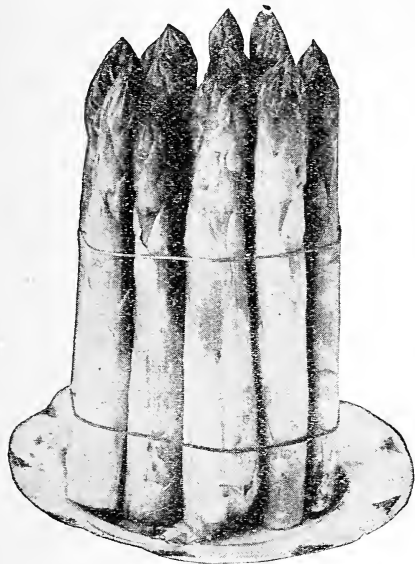
**TERMS OF SALE** WE GIVE NO WARRANTY, express or implied, as to the purity, description, quality, productiveness or any other matter of any Seeds, Bulbs, or Plants we send out, and we will not be in any way responsible for the crop.

Prices of Seeds vary. We quote Market Values upon request and always give our customers the benefit of the lowest price that the market condition will warrant. Special prices on a general list will be given upon application. **LET US HEAR FROM YOU.**

**ARTICHOKE**

The Globe Artichoke is cultivated for its flower-heads, which are cooked like asparagus. Plants set in any good soil, with slight coverings in winter, will remain in bearing several years.

**Large Green Globe.** The standard variety.



**PALMETTO**

**ASPARAGUS**

Sow one ounce for sixty feet of drill. Sow in March or April, in rows one foot apart. When two years old, transplant into permanent beds, which should be well and deeply manured, and trenched to the depth of two feet. Set the plants (in rows) from three to four feet apart, and two feet in the rows, spreading out the roots and covering from six to eight inches. On the approach of winter cover with manure or compost; fork the beds early in spring, and apply a dressing of salt. Cut for use the second year after planting in permanent bed.

**Columbian Mammoth White.** A new and entirely distinct variety that produces shoots that are white and remain white as long as fit to use.

**Conover's Colossal.** The standard variety; of large size, tender, and of excellent quality.

**Palmetto.** It is of very large size, even and regular in growth and appearance. It is a very early sort and immensely productive and of the best quality.

**Washington.** A vigorous growing and very productive variety which has been bred to resist the disease known as "Asparagus Rust." The shoots are thick and heavy. They are long and straight, with closely folded tips. The color is rich dark green, tinted darker at the tips.

**BRUSSELS SPROUTS**

**One Ounce of Seeds to 100 Yards of Row**

A variety of the cabbage family, possessing the peculiarity of bearing upon its stem or stalk from 50 to 100 buds resembling miniature cabbage heads. The leaves composing these heads resemble Savoy Cabbage in their crumpled texture and also in their color. The heads or buds, from one to two inches in diameter, form one of the most delicious garden vegetables, only equaled by the cauliflower. Treat same as cabbage. Autumn grown sprouts, drilled in May and transplanted in July, generally do best, as the plants are quite hardy and the buds mellow under frost.

**Dwarf Improved.** A variety producing compact sprouts of excellent quality.

**BUSH BEANS, Green Pod**


**Culture.** Beans are easily frost killed, so plant them at corn planting time, on light, dry land. Cold, wet weather will rot the seed in the ground and fresh manure causes a rank growth of vine with a lack of pods. Hand cultivated beans can be drilled in poor soil as close as 18 inches, but in rich soil, with horse cultivation, 30 inches is required. Drill six beans to the foot and cover one inch deep, or plant four beans to the hill, 18 by 24 inches apart. Two pounds of seed should plant 200 feet and 60 pounds an acre. Plant every third week for a succession up until August 1 in the latitude of Chicago. Shallow cultivation only should be given at all times and do not cultivate when the plant is in bloom as the plant will drop its blossoms; never cultivate when wet, as it causes rust. Pick beans before the bulge of seed appears and pick them clean to continue the plants bearing.

**Early Improved Red Valentine.** For snaps there is nothing superior to this variety among the dwarf green podded sorts both for the home and market garden and many prefer it to the wax varieties. Vines medium to large, erect, with dark green leaves. Pods medium length, curved, cylindrical, with crease in back, very fleshy, crisp and tender.

**Black Valentine.** A very hardy and productive green podded sort, with strong, vigorous vines. Pods rather flat, but very handsome, much longer, straighter, less fleshy than the Red Valentine, the plant a little more spreading, and in season a little later.

**Long Yellow Six Weeks.** The vine is large, vigorous, branching and productive, with large leaves. Pods long, straight, thick, flat in shape, green in color, of good quality when young and fair as they near maturity.

**Bountiful.** This new green podded Bush Bean is a heavy cropper and very early, of fine shape, stringless and good quality.



**BLACK VALENTINE**

## BUSH BEANS, Green Pod

### Continued

**Extra Early Refugee.** Very much earlier than the Old Style Refugee or 1000 to 1. More dwarf and compact in growth.

**Longfellow.** This new bean has long green pods, is exceedingly prolific, always solid, a delicious flavor, is tender and remarkably early. It matures its crop very regularly and withstands adverse conditions well. A good bean for market or home use.

**Refugee or 1000 to 1.** The vines are large, spreading, exceedingly hardy, with small smooth leaves, very late, and bear long, cylindrical green pods of excellent quality. Highly esteemed for late planting.

**Giant Stringless Green Pod.** A very hardy, stocky vine, pods long, round and green in color, of exceptionally fine quality and stringless throughout its entire growth.

**Burpee's Stringless Green Pod.** A very desirable green podded snap sort for the home garden and largely grown for the market. The vine is vigorous, spreading and productive. The pods are larger than those of the Red Valentine, but are quite as fleshy, of equally high quality and remain crisp and tender longer.

**Tennessee Green Pod.** This dwarf snap bean, although new to the Seed Trade, has for several years been grown in the South, and wherever known is freely spoken of in terms of highest praise.

**Dwarf Horticultural.** Vines very productive, compact, upright, with large leaves. Pods medium length, cylindrical, curved, with splashes of bright red on a yellowish ground.

**French Bush Horticultural.** One of the most attractive of the Horticultural family. Vine very erect, straight and compact, with a tendency to throw out short runners. Pods prolific, seven to eight inches long, broad, stringy and fibrous, and distinctly marked with a very vivid crimson.

**Pleasant Eye.** A valuable new green podded variety. Vines hardy, sturdy, well leafed. Pods long, meaty, stringless and of excellent quality.

**Low's Champion.** Large, green, flat, stringless pods.

<b>Red Kidney</b>	<b>Navy</b>
<b>Improved White Kidney</b>	<b>Boston Pea Bean</b>
<b>Goddard or Boston Favorite</b>	<b>Large White Marrow</b>

## DWARF LIMA VARIETIES

As limas require even more heat than other beans, a failure will follow a too early planting. The beans when favorably planted throw out from what we term the bean's eye a stout root; this root in turn lifts the bean above the ground. The bean then opens its halves, or false leaves or cotyledons and the true leaves soon follow. If in planting the bean is thrust into the soil eye down and just below the surface, the bean is in a favorable position to begin its growth. However, the crop can be secured though with a lesser per cent of germination by dropping the bean in any position.

Bush limas are earlier than pole limas and are planted in twenty-four to forty-inch drills, three to six inches apart in the row according to varieties. One quart plants one hundred twenty-five to one hundred fifty feet.

Treat pole limas like other pole beans, using one quart to one hundred hills.

**Burpee's Bush Lima.** Plants eighteen to twenty inches high, very productive. Pods four to four and one-half inches long, containing three to four beans, which are as large as the pole sorts. Bean flat and white.

**Henderson's.** This is a bush form of the small Seiva pole bean. It is the original bush form of the pole beans. It is the most productive of any, and on the whole is a vegetable of great merit.

**Dreer's.** The true bush form of the chubby Dreer's or Potato Lima. The pods are heavy and thick. It is quite productive and of excellent quality.

**Fordhook Bush Lima.** Vines strong, erect and true Bush Lima growth. Foliage heavy and very dark green in color. The stalks that produce the blossoms are thrown out from the lateral and main stalks. The pods resemble Dreer's Bush Lima, but average more

than double the size and contain from 3 to 5 beans to the pod.

**Jackson Wonder or Calico Lima.** Most prolific of all bush lima, of Georgia type, a perfect bush butter bean growing ten inches high to two feet, good for summer use or winter shell beans.

## BUSH BEANS, Wax Pod

**Davis White Wax.** This bean is adapted alike for the canner, market gardener, shipper or amateur. The dry bean is large, kidney-shaped, and white in color, making it one of the best for cooking in a dry state. Pods are long, meaty, flat in shape, and of a beautiful yellow color and fair quality.

**Improved Golden Wax.** Rust proof, an improvement on the old style Golden Wax. Pod is semi-round, yellow, of good quality and has no string. Ready for picking 47 days from planting.

**Detroit Wax.** A distinct variety of recent introduction, which is worthy of a place in every garden. The waxy, yellow pods are produced in great abundance and the quality is extra fine.

**Prolific Black Wax.** The old standard Black Wax Bean. It is so good that it is worthy of special notice. The pods are round, brittle, of handsome golden yellow color, and of buttery flavor when cooked.

**Pencil Pod Black Wax.** Pencil Pod Black Wax grows a taller, stronger and more vigorous bush than the Improved Prolific Black Wax, which is one of its parents. The other parent is the Round Pod Refugee or Thousand to One, and from this latter source the Pencil Pod Black Wax gets much of its vigor, hardness and productiveness, and its long, slender, straight, handsome pod, shaped very much like a pencil.

**Webber Wax.** Unquestionably one of the best wax podded beans ever introduced. It is a market gardener's bean, having been originated in one of the best market gardening sections of the West. It produces a deep golden colored pod of good length; shape semi-round, thick meated, stringless and of exceptional quality. Vines strong, holding the pods well up, with good leaf covering and bearing in profusion.

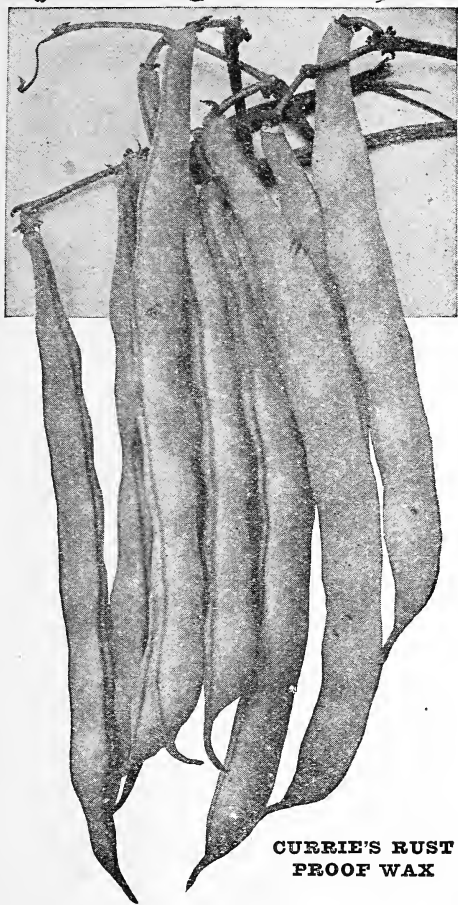
**Michigan White Wax.** This splendid variety may be briefly described as a white seeded Golden Wax. It is one of the earliest of the dwarf, snap beans. The vines are very vigorous and unusually productive. The pods are golden yellow, fully as attractive as the well-known Golden Wax and of the same exceptionally fine quality. The seed is white, a most valuable feature heretofore unattained in a bush bean of highest quality.



IMPROVED GOLDEN WAX

## BUSH BEANS, Wax Pod

Continued

CURRIE'S RUST  
PROOF WAX

**Currie's Rust Proof Wax.** An excellent Wax Bean in every respect. Rust proof, tender, thick flat pods of very good quality. Very little string in early stages, developing a little when nearing maturity. Fit for table use 47 days after planting.

**Round Pod Kidney Wax.** A very handsome mid-season variety, especially desirable for snaps for the home garden. The plants are of strong growth, spreading and very productive. The leaves are large, broad and roughened. The pods are long and round, five and one-half to six inches, slightly curved, light yellow, wax-like, stringless and of the very best quality.

**Hodson Wax.** The creamy-white flat pods are six to seven inches long, by three-eighths of an inch wide. The pods are late in maturing and are unusually free from blight or rust.

**Wardwell's Kidney Wax.** Hardy and productive, pods long, broad, thick, flat and of a delicate waxy yellow, of excellent quality and with no string in the early growth, ready for table 48 days from planting.

**Refugee Wax.** A perfect Refugee with Wax pods, Pods long, round and of a golden yellow color. One of the earliest, quality excellent, and is fit for picking 57 days from planting. A very fine canning bean.

**Sure Crop Wax.** A vigorous growing, very productive variety, similar in general appearance of plant and seed to Currie's Rust Proof Wax; the pods, however, are more fleshy, of decidedly better quality and are stringless at practically all stages of growth. Pods about six inches long, nearly round, attractive in color and remain a long time in condition for snaps. A decided improvement over Currie's Wax.

## POLE BEANS

The pole bean climbs, sometimes needing a little training over any support given to it, be that support the growing cornstalk, rough stakes from the wood lot, bamboo or painted stakes, chicken wire or a convenient fence, supported wires or strings, or some porch or trellis. A good practice is to set firmly in the ground, every three or four feet each way, poles that are, when set, about six feet. Some time after bunch beans are planted, six or eight beans are planted one inch deep near the base of each stake and later thinned to three or four plants to the pole. One-half bushel of pole beans generously plants an acre, and one pint plants one hundred hills.

The pole bean bears over a longer period than the bunch bean and is generally considered of superior quality, but it requires more labor, longer time to mature, and is more sensitive to adverse climatic and soil conditions. Note that this vine turns only one way around its support.

When too old for use as a green snap bean, use any bean shelled, or still later, when it is hard and dry, it remains equally serviceable.

**White Creaseback.** An extremely early Pole Bean. Vine small to medium and wonderfully productive. Bearing pods in clusters of from four to twelve, and medium in length. An excellent shipper.

**Dutch Case Knife.** Vines moderately vigorous, climbing well and excellent for a corn hill bean; leaves large, crumpled, and pods very long, flat, green in color, becoming creamy white later. Beans broad kidney shaped, flat, and white in color.

**Red Speckled Cut Short (or Corn Hill).** This is the best sort to plant in hills of corn. A great cropper.

**Tennessee Wonder.** Somewhat similar in habit to Kentucky Wonder, but with immensely larger, straighter, smoother and more creasebacked, green pods. More suitable as a shell rather than snap bean.

**Striped Creaseback or Scotia.** A very hardy and productive cornfield bean. Pods six and one-half to seven inches long, round, straight and creasebacked; slightly stringy, very fleshy, fine grained, attractive and good quality; color dark green.

**Kentucky Wonder.** Vines vigorous, climbing well, and very productive, bearing its pods in large clusters; blossoms white; pods green, very long, often reaching nine to ten inches. Nearly round when young and very crisp, although as they reach maturity they become irregular and spongy. Dry Beans long, oval, dun-colored.

**Kentucky Wonder White Seeded or Burger's Stringless.** A very early, white seeded variety. Pods six to seven inches long, round, slender and straight; very tender, fleshy and stringless; of high quality; color dark green.

**Lazy Wife.** One of the most productive and easily gathered of the Pole Beans, hence its very discourteous name. A most excellent bean for the home garden.

**London Horticultural, or Speckled Cranberry.** Vines moderately vigorous, bearing short, broad, pale green pods, becoming streaked with bright red as they near maturity. Beans large, oval and splashed with red. Used either green or in the dry state.

**Early Golden Cluster Wax.** One of the very finest pole beans. Very early, being only a week later than Golden Wax.

**Kentucky Wonder Wax.** One of the earliest of the pole wax sorts. Pods eight to nine inches long, thick, decidedly creasebacked, very fleshy, brittle but stringy, attractive and fair quality; color light yellow.

**Dreer's Improved or Challenger Lima.** This is a bean of rather peculiar shape, being thick and plump, rather than flat and oval.

**Large White Lima.** The large Lima is a general favorite wherever it can be cultivated on account of its excellent flavor and productiveness.


**King of the Garden Lima.** The old standard market and family sort. The vine begins to produce pods at the foot of the pole, and the bearing season continues until frost. Pods large, and well filled with beans of mammoth size.

**Carolina Small White Lima or Seiva.** Vines vigorous with many short branches, so that they are sometimes grown without poles; very early and productive, bearing short pods, which are thin and curved.

**Florida Butter or Speckled Lima.** Will make an abundant crop under weather conditions that cause other varieties to fail. Seed of Seiva size speckled white and brownish red.

**Scarlet Runner.** Height, ten feet, with dazzling scarlet flowers from July to October; both ornamental and useful. It is used either as a string or shelled bean.

## TABLE BEETS



**CRIMSON GLOBE**

As soon as the soil can be worked in spring, sow beet seed in twelve to eighteen-inch drills for hand hoeing or eighteen to thirty-inch drills for horse cultivation, dropping twelve seed to the foot. Cover the beet seed, which is really a beet fruit containing one or more seeds, one-half inch deep. Later thin the beets to stand five to the foot. Planted April 1st, the early varieties should be marketable June 1st, or the crop may be advanced several weeks by starting under glass and transplanting to the open, first giving the beet tops a severe pruning. Use one ounce of seed to one hundred feet of row, and five or six pounds to the acre. Beets sown in early July should be ready to store in pits or in sand in the cellar when freezing weather begins.

**Early Flat Egyptian.** The well-known early variety. Color, extra dark; shape, flat; quality, excellent.

**Early Eclipse.** A very early maturing beet, especially desirable for the home garden. Top of medium size. Root nearly globular, with a small tap root and small collar. Flesh bright red, zoned with white; very sweet, crisp and tender, especially when young.

**Crosby's Egyptian.** The name of this variety is misleading, as it resembles the Egyptian only in its extreme earliness. They are also more spherical than the Extra Early Egyptian and, we think, of better quality. One of the best for early planting out of doors.

**Early Wonder.** A selection from Crosby's Egyptian though not so early as our strain of that variety. Roots very uniform, nearly globe shaped with small top and tap root; skin dark red, flesh deep blood red, with little zoning. Popular with market gardeners for early or late planting.

**Early Model.** Extremely early, of perfect globe form and finest quality. The foliage is very small. The beets are always smooth and of the deepest blood-red color, while they quickly attain a good size.

**Crimson Globe.** This is one of the finest beets yet introduced. Roots are not large, but very handsome. Round, and a clean, smooth surface. Leaves very small, with slender stems.

**Edmand's Early Blood Turnip.** The best sort for general crop. In quality one of the finest, exceedingly dark, shape globular, having only one tap root. Very popular with market men.

**Dewing's Early Blood Turnip.** A good variety for main crop. Keeps well. Like Edmand's but lighter color.

**Detroit Dark Red Turnip.** Quality good; sweet and tender; color deep red; roots are turnip shaped, with small tap roots.

**Improved Blood Turnip.** An improved variety of Early Blood turnip of deep, blood-red color; fine form and flavor. An excellent market sort.

**Long Smooth Blood.** The standard long, late sort. Very dark, blood-red flesh, quality fine.

**Swiss Chard, Silver.** This robust growing variety is often referred to as the Spinach Beet and is grown for its leaf, not for its root. The thick rib may be stripped from the leaf and used as in Asparagus while the rest of the leaf is served as "greens."

**Swiss Chard, Lucullus.** An improved type of Chard. Of more upright growth than the Silver variety; leaves yellowish-green, much crumpled and curled, mid-rib and veins white; stalks thick, broad and flat and as large as rhubarb.

## MANGEL WURZELS

Mangel Wurzel, called also stock beet, or cow beet, is a very large beet growing mostly above the ground and all stock eats it greedily. Plow the soil for it deeply, and in May or June plant six Mangel seed to the foot in two to three foot rows, later thinning to a ten-inch stand. One ounce sows generously one hundred feet of row, and an acre requires five to six pounds. When a light frost has occurred, lift the roots, store in pits or cellars, and the mangels are soon ready for feeding.

**Improved Mammoth Long Red.** A large, long variety grown for stock feeding. It stands up well above the surface; color, light red, flesh white and rose colored.

**Norbiton Giant Long Red.** Very large, excellent variety for feeding stock.

**Golden Tankard.** Shape cylindrical, color deep rich yellow, flesh yellow circled with white. Unequaled for feeding stock.

**Yellow Globe.** Globular shaped roots. More productive than Long Red in shallow soil. Very nutritious and a good keeper.

**Orange Globe.** We think this one of the best varieties of mangel wurzel.


## SUGAR BEETS

The Sugar Beet, grown for the manufacture of sugar and frequently used for stock feeding, is a yellowish white beet, smaller than the mangel, but containing a much greater per cent of sugar. In growing, the sugar beet is treated like the mangel, except that only six or eight inches of space is given each beet in the row.

**Vilmorin's Improved Sugar.** In general, the most desirable beet for the factory is the one containing the largest percentage of sugar. In this variety we have one of the richest beets in cultivation.

**Klein Wanzleben.** A little larger than Vilmorin's Improved, yielding from twelve to eighteen tons per acre, and containing about the same amount of sugar. It grows below the surface, and the green leaves are rather large and spreading, with wavy edges.

**Giant Half-Sugar.** This unites the large size of the mangel with the greater feeding value of the sugar beet. The roots average ten to twelve inches, and the outline is that of a broad, thick wedge. The upper portion is of a soft bright pink, shading lighter toward the bottom, where the lower portion for about one-third the length is white.



**EARLY IMPROVED BLOOD TURNIP**



## CABBAGE

Cabbage grows successfully on a wide variety of soils, and experience points to liming, deep plowing and heavy manuring as successful practices.

Cabbage plants when properly hardened by gradually being brought to a low temperature and the quantity of water in them diminished, will stand any frost and some considerable freezing. Yes, a cabbage plant raised at a high temperature and full of water will be killed by even a light frost. Cabbage can be grown by planting the seed heavily where the crop is to grow and thinning the plants, but a better practice is to raise the plants without crowding in a seed bed which is not richer than the field to which the plants go, and transplant, if possible, on a cloudy day, watering the plants if the soil is dry. South of the Ohio seed is frequently planted out of doors in September and wintered in coldframes, or in very southern localities the plant is fall-set on a shady side of the furrow, to avoid as much as possible the deadly freeze and thaw.



**EARLY JERSEY  
WAKEFIELD**

For early cabbage north of the Ohio, sow seed in hotbeds in February, transplant to coldframes in March, and set outside in April, or sow seed out of doors as soon as the soil can be worked in Spring, covering the seed one-third inch deep. All vegetable plants are best when grown without check, so let as much soil adhere to the roots of the plant in transplanting as will hold, and set up to the first leaf. At this time the plant should have four to five pairs of leaves and be four to six inches high.

Set small varieties to be worked by hand as close as eighteen inches each way, while large late varieties, horse cultivated, need thirty or more inches each way. A convenient setting for Wakefield Cabbage is eighteen inches apart in thirty-inch rows. Seven out of eight heads can be counted upon to mature, and if yourself or the market is cabbage hungry, cut when the hearts are solid. Germination occurs in four to ten days, and cutting of well-grown early cabbage begins frequently in sixty days from transplanting. One ounce of seed will readily give three thousand plants and one-fourth pound is sufficient for an acre.

For home use, plant for a succession and study the

market's demands; don't grow big sauerkraut factory heads if your market asks for small cabbage for home use.

Late varieties are frequently ill-timed in planting. Nitrate of Soda will hurry the crop if too late, and if heads are so early as to begin bursting, push the head to one side far enough to tear off the roots on one side.

When club root appears, lime the soil heavily, and do not plant brassica—that is, cabbage, turnips, cauliflower and kindred crops—upon this sick soil for two or three years.

Fight cabbage worms with Paris Green, Hellebore, or other good stomach poison.

For cabbage maggots, pour kerosene emulsion about the roots, or cut tarred paper in three-inch squares, split the square to the center, and place this collar on the ground about the plant when the plant is set.

For plant lice or aphids, use tobacco tea or kerosene emulsion, and remember, these poisons kill by contact and do not do their work long after spraying, like a stomach poison.

**Early Jersey Wakefield.** The most popular of the pointed head varieties. Is exceedingly early, a good cropper, heads of good size, solid and uniform.

**Large or Charleston Wakefield.** This is a selection from the best early Jersey Wakefield which will average about 50 per cent larger.

**Early Spring.** The earliest flat head, nearly as early as Jersey Wakefield. Yields more than the early pointed heads. Solid, uniform and finely grained heads.

**Henderson's Early Summer.** A standard summer variety. Heads large and solid.

**All Head Early.** One of the finest early flat head cabbages.

**Faultless Cabbage.** The favorite second early cabbage. The product of this seed outsells any other second early cabbage. It can be marketed in the early summer, during mid-summer, in the fall and early winter, making it the best all-purpose variety.

**All Seasons.** A fine variety for any season; a good shape and size.

**Henderson's Succession.** A good summer cabbage; also makes a good cabbage to succeed itself.

**Early Dwarf Flat Dutch.** An early cabbage of good size. Heads are flat and very solid.

**Early Winnigstadt.** An early pointed head variety of excellent quality, not as early as the Wakefield, but larger.

**Glory of Enkhuizen.** This is an excellent midsummer variety. It comes in about a week earlier than All Seasons, makes a nice large head, has few outer leaves, and can be planted close. Our tests show it to be worthy of a place among the new varieties of merit, and we recommend it as a good addition to the list.

**Stein's Early Flat Dutch.** An early and excellent type of Early Flat Dutch, with a medium stem; heads round, flat and solid.

**Early Drumhead.** This popular variety follows the Faultless in heading and is one of the most valuable varieties grown.

**Fottler's Early Brunswick.** An early fall variety, well known and popular.

**Louisville Drumhead.** This fine cabbage is very popular with the kraut makers. It is a medium late variety.

**Premium Late Flat Dutch.** This variety of late cabbage is a standard in all sections for winter use. It makes a large solid head, which keeps long without bursting, and is adapted to a more varied climate than probably any other variety we grow.

**Sure Head.** A fine variety for main crop. A good shipper and sure header.

**Large Late Drumhead.** A late variety of large size.

## CABBAGE, Continued

**Copenhagen Market.** One of the finest early round-headed cabbages in cultivation. It is desirable on account of the remarkable characteristic of maturing the heads all at the same time, enabling the grower to gather his crop with less expense and permitting the cleaning of the land at the first cutting. The heads average about ten pounds each in weight, are hard and solid with small core. The quality is extra fine and sweet. It is a short stemmed variety, the heads nearly resting on the ground. The leaves are light green, rather small, saucer-shaped and tightly folded, making it possible to set them close together in the field.

**Wisconsin No. 8.** A yellow resistant strain of cabbage of the Holland type.

**Improved American Savoy.** Closely approaching the cauliflower in delicacy and delicious flavor. The best of all the Savoys for general market or home use. It has a short stump, grows to a large size, is compact and solid, and is a sure header.

**Drumhead Savoy.** The best winter keeper of the Savoys; heads late, round, compact and solid; leaves numerous, deep green and coarsely crimped.

**Large Red Drumhead.** The standard pickling variety. A good keeper.

**Red Stonehead.** Heads perfectly round and extremely solid; large in size; deep purplish red, showing but slight traces of white.

**Mammoth Rock Red.** The largest heading of any red sort. Heads are hard, of deep red color, quality excellent.

**Chinese Cabbage or Pe Tsai;** sometimes called Celery Cabbage, resembles Cos Lettuce as much as cabbage, though with a decided cabbage flavor.




**COPENHAGEN MARKET**

**Danish Ballhead Cabbage.** For a winter cabbage for early spring sales some gardeners consider this variety excellent. It has been selected and perfected for more than fifty years by the Danish gardeners, who prize it so highly that they grow it almost exclusively for winter cabbage, and annually export large quantities of it. It is a hard heading, and long keeping cabbage. Heads round as a ball, solid, fine grained, has few outer leaves, tender, crisp and of unexcelled flavor.

**Holland.** The favorite winter cabbage with market gardeners. It is as hard as a rock, and a small head will weigh as much as a large head of any other variety. The leaves lap over and make a head in which there is no waste.

Buy Cabbage Seed carefully. Select the best variety for the purpose wanted and know that you have the best seed to be obtained.



**HOLLAND WINTER CABBAGE**

## CARROTS

The carrot, whether used raw, fried, boiled, or stewed, used alone or combined with other vegetables or meat, is not surpassed in nutritious healthfulness by any other vegetable catalogued. Plant carrots, in the latitude of Chicago, from the time the soil can be worked in Spring till July 1, in one to two-foot rows for hand cultivation, or in 30-inch rows where a horsedrawn tool is used. Use one ounce of seed to one hundred feet of row, three or four pounds to the acre, covering one-half inch deep, and later thin to a four-inch stand. To cultivate the rows at an early date, sow radish seed, which germinate quickly, with carrot seed, which germinate slowly. Do not overlook the value of this crop as a stock food.

**Early Scarlet or Short Horn.** A fine early variety, good for home use. Eastern market gardeners use this sort for bunching.

**Chantenay.** Tops medium size; necks small; roots tapering slightly, but uniformly stump rooted and smooth; color deep orange red; flesh very crisp and tender. Although this is a medium early sort, it furnishes roots of usable size as early as any, is a heavy cropper and is undoubtedly one of the best for both the market and private garden, while its great productiveness makes it very desirable as a field sort.

**Guerande, or Ox Heart.** Tops small for the size of the roots, which are comparatively short, but often reach a diameter of 7 inches, terminating abruptly in a small tap root. Flesh bright orange, fine grained and sweet. This is a desirable variety for soil so hard and stiff that longer growing sorts would not thrive in it. When young, excellent for table use, and when mature equally good for stock.

CHANTENAY

**Danvers.** Grown largely on account of its great productiveness and adaptability to all classes of soil. Tops medium sized, coarsely divided. The smooth and handsome roots are deep orange, of medium length, tapering uniformly to a blunt point; flesh sweet, crisp, tender, and of a deep orange color. This is a popular field variety, and although the roots are shorter, they produce as large a bulk as the longer field sorts and are more easily harvested.

**St. Valery.** A good late variety. Grows long, shape uniform, tapering from a wide shoulder to a point.

**Improved Long Orange.** The most popular of the older sorts for farm use on mellow soil. An improvement obtained by years of careful selections of the best formed and deepest colored roots of the old Long Orange. Roots comparatively shorter than the Long Orange, and smoother, but so uniform and true that the bulk of crop will be greater.

**Large Orange Belgian.** Quite similar to White Belgian except in color. Roots 20 inches long, broad and pointed; light orange below the surface, green above.

**Large White Belgian.** Grows one-third out of the ground. Root pure white, green above ground, with small top. Flesh rather coarse. The roots on light, rich ground, grow to a large size and are extensively grown for stock feeding.

**Improved Short White or Mastodon.** One of the heaviest cropping carrots grown, yielding more tons to the acre than most any other sort. Flesh white, crisp and solid, very sweet in flavor. Quite an improvement on the White and Green Belgian sorts. Roots short and very heavy at the shoulder, rendering them easy to harvest. Roots frequently measure fifteen to twenty inches in circumference.

## CAULIFLOWER

Cauliflower, while it resembles cabbage and requires very much the same treatment as outlined under and for cabbage, is not so hardy as cabbage, needs more water, needs more cultivation and requires generally treatment superior to cabbage. Cauliflower cannot be expected to mature satisfactorily in hot, dry weather, and as it requires 110 to 150 days for different varieties to mature, its planting should be correctly timed. Start cauliflower under glass or where cabbage plants can be wintered, winter cauliflower. One ounce gives 2,500 plants and one-fourth to one-half pound of seed plants an acre. When the head or heart of cauliflower, as you may think or feel of it, called the "curd," appears, tie the outer leaves over the head or pin these leaves with wooden pins or beef skewers, so the leaves will shade and blanch the curd and then cut the curd before it starts to branch. Remember that all the enemies of cabbage emphatically attack cauliflower and are to be combated in a like manner.

**Early Snowball.** The leading cauliflower in all sections and unquestionably the purest strain of cauliflower seed to be had. Heads uniform, of desirable market size and of snowy whiteness. After seven years' competitive tests it is pronounced by expert cauliflower growers to be the best for both early and late planting.

**Danish Dry Weather.** We take pleasure in introducing this cauliflower to our customers. It is from one of the best growers in Denmark and we recommend it highly to market gardeners for trial. It is claimed to be a splendid strain for a dry season and equally good in all weathers.

**Autumn Giant.** A late sort of fairly good quality. Will do well under favorable conditions.

## CARDOON

**Large Solid.** Grown for the mid ribs of the leaves which are blanched and used in the same manner as celery. The main root is also used and when cooked in a proper way is excellent. Thorough blanching is necessary in order to bring out the delicacy of flavor possessed by the Cardoon.

## CHERVIL

A hardy annual, worthy of more general use for flavoring and garnishing.

Sow in early spring in rich, well prepared soil, and when plants are well established transplant to about one foot apart.

**Curled.** Greatly superior to the old, plain variety, being earlier, more handsome, and having fully as fine perfume and flavor.

## CELERY

Press celery seed into the ground; do not try to cover it; and when seed is kept wet and not above 60° F., germination occurs in ten to twenty days. Celery needs four to five months from seed to use, so very early celery should be started in hotbeds after January, and when two inches high transplanted or thinned to a space of two inches. Later trim the tops to produce stocky plants, and when five inches high set where plants are to mature, first trimming off one-third of the roots and leaves. Celery seed may be planted out of doors north of the Ohio in April and treated as outlined above. Given sufficient water, celery can be grown on any good garden soil, and one ounce of seed gives about 6,000 plants.

When almost grown, celery must be blanched; that is, the light is excluded from the edible stock by the use of boards, earth, paper or other covering. If boards are used, rows can be set as close as thirty inches; if earth blanched, forty-eight inches or more is better. Set the plants six inches apart in the rows and press the soil firmly about the roots. Again, celery is set in solid beds eight inches each way, and the shade of the crowded bed does the blanching. With a few stalks in a garden, a tile set over the plant or wrapping of paper answers the purpose. If earth is used in blanching it should be drawn about the plant to one-third its height, and repeated twice a few days apart till leaves only are exposed. Do not cultivate hill or disturb celery when damp, or rust may occur. In this hilling with earth called handling place a peg at end of row with string to it and pass string about each plant so as to prevent earth from falling into the heart during the work. To store, celery should be only partly blanched.

When freezing begins, lift plant with some soil and store in a cave, coldframe or cellar, temperature close to freezing point preferred. Use slats to keep celery in long six-inch wide spaces, for if too deeply packed it may heat and spoil. If plants wilt, water the roots, not the stalks.

Celery matures best in cool, moist weather, so the grower farther south may delay his planting calendar to fit his own market and convenience.


**Golden Self-Blanching.** The best self-blanching sort. It acquires a handsome golden color without having to be hilled up, which makes it a valuable market sort.

**Henderson's Easy Blanching.** Excels in the qualities that gives Self-Blanching Celeries their value. It bleaches earlier and quicker than any of this class; it is the longest-keeping variety grown (if put away green) excelling in this respect every other sort.

**White Plume.** A good self-blanching sort, good for fall use, but does not keep well.

**Boston Market.** For many years one of the most popular sorts in the markets of Boston.

**Giant Pascal.** This is the best keeper of all of the late sorts; very solid and crisp. This variety is unsurpassed for market garden.



### GOLDEN SELF-BLANCHING

**Giant Golden Heart.** This variety attains a large size but still remains crisp and tender. It is a fine keeper and is the favorite on the Chicago market.

**Perfection Heartwell.** A finely flavored, good keeping sort, hardy and solid.

**Dwarf White Kalamazoo.** This is the variety used by the celebrated celery growers of Kalamazoo, Mich., and is of great merit.

**Soup or Cutting Celery.** This variety is adapted to sowing thick in rows and cutting when three or four inches high, to use for soup flavoring.

## GERMAN CELERY OR CELERIAC

**Large Smooth Frague.** Has a large smooth root, and is the finest of all celeriac.

## CHICORY

**Witloof or French Endive.** The principal merit of this variety consists in the width of its leaves and the large size of their ribs. When blanched, it forms the vegetable which the Belgians call Witloof. When properly grown and blanched it resembles a head of Cos Lettuce.

**Large-rooted, or Coffee.** Our stock is the Improved type, with very much larger, smoother, whiter and proportionately shorter roots than the old kind. The dried and prepared roots are used quite extensively as a substitute or adulterant for coffee.

## COLLARDS

**Georgia, Southern or Creole.** A variety of cabbage known in different sections as "Cole," "Colewort," or simply "greens." It is extensively used in the South, where it continues in luxuriant growth all winter.



WITLOOF  
CHICORY

## SWEET CORN

Plant corn every two weeks for a continuous supply, and north of the Ohio from late April to late July. Plant corn in three or four-foot drills, dropping a grain every eight to sixteen inches, or plant in hills three or four feet each way, giving six grains to the hill and later thinning to three stalks. Corn should be planted about one inch deep, planted deeper in sand than in heavy clay; planted deeper later in the year when the soil is warm; dwarf varieties closer together than the larger ones; and a given quantity of seed of a small-grained variety plants a larger area than does a like quantity of the large-grained. One quart generally plants 250 hills, and one peck is necessary to the acre. Sixty-five days is a short time to maturity. Plow deeply for corn, cultivate shallow, and pick corn before it is too old. If the goodness of new corn tempts a too early planting, do not blame the resulting failure on your seedsman.

**Golden Bantam.** A very early sweet corn with golden yellow grain, very tender and of excellent quality. The ears are six to seven inches long and of the medium size found most suitable for the table. The flavor is exceptionally rich and delicious. Our stock has been very carefully selected. Height about four feet.

**Bantam Evergreen.** Even sweeter than the "Famous Golden Bantam." It is a cross between Stowell's Evergreen and Golden Bantam and a most successful one from all standpoints. For example—some critics regard Golden Bantam as "just a bit" too small and Stowell's Evergreen too large. To such "Bantam Evergreen" divides the difference and exactly fills the bill and besides at last affords the market gardener a "Bantam" of remarkable size.

**De Lue's Golden Giant.** The originator claims that this variety is fully as early as the Golden Bantam, but is of better quality and double the yield.

**Early Cory Red Cob.** This variety is the favorite for first early, and no other variety has proven earlier.

**Peep O'Day.** A very early variety, producing ears five inches long, eight to ten rows to the ear.

**White Cob Cory.** This is an improvement over the Early Cory, as the cob is white, which gives it a finer appearance. It is as early as the Early Cory and of excellent quality.

**Mammoth White Cory.** The ears are twelve rowed, white cobbled, and covered with very large white grains of good quality.

**Mayflower.** One of the whitest and sweetest of the early varieties; an exceptionally good yielder and one that deserves to be planted to come in ahead of Golden Bantam; ears average eight inches with deep kernels.

**White Mexican.** White Mexican is a heavy yielding, early maturing sweet corn. It ranks in a class with White Cob Cory and is a better yielder. Height four feet; ear about six and one-half inches long. Quality good.

**Premo.** A "sixty-day" sweet corn, and is thus described by the originators: "It not only combines all the merits of the leading early varieties, but it is also really superior to them all in size, quality and yield. Premo can be planted fully as early as the Adams for the young plants withstand slight frosts."

**Howling Mob.** One of the finest second early, large eared sorts; very productive, white and of excellent quality. Ears 7 to 9 inches long, 12 to 14 rows.

**Extra Early Adams.** This is an extra early field variety, but is much used as an early market variety, being sweet and juicy.

**Early Minnesota.** One of the standard early sorts. Ready for market two weeks later than Cory or Chicago Market.

**Crosby's Early.** An early corn of large size and choice quality. It has long been a standard variety.

**Kendall Early Giant.** A valuable early sweet corn. The ears grow to a tremendous size, measuring eight to ten inches long, and having ten to eighteen rows on each cob, the majority having twelve rows; kernels pure white, sweet, tender.

**Champion.** This corn is unsurpassed for market use, owing to its large size and fine appearance. It is medium early, coming in at the same time as Perry's Hybrid. It is fourteen rowed and a splendid cropper.

**Early Mammoth.** Closely resembles the Late Mammoth, but is a little smaller and about two weeks earlier. Of good size and quality.

**Potter's Excelsior or Squantum.** Fine, large ears and deep grain; one of the sweetest varieties.

**Country Gentleman.** We have a stock of this excellent sweet corn that is exceptionally good. There is no sweet corn that compares with the Country Gentleman for sweetness. It is the variety par excellence where quality is desired. Market gardeners who make a specialty of growing for hotels and high-class restaurant trade use this as a main crop variety in preference to any other. For home use it will be found superior and it is very productive. The fact that it is a favorite variety with canners proves its merit.

**Old Colony.** This variety is two weeks earlier than the Evergreen and almost as large. It is considered the best and sweetest by canning factories. A fine paying variety for market.


**Early Evergreen.** The ears of this corn grow eight inches long, are mostly fourteen to eighteen rows. This is a magnificent kind for market gardeners and for main crop in every home garden. It ripens ten to twelve days in advance of Stowell's Evergreen and is equally as good for all purposes. The kernels are very sweet and tender, and when eaten from the cob break off free from husky tips so common to some otherwise fine table corns.

**Stowell's Evergreen.** This standard main crop variety excels all other late sorts in sweetness and productiveness. It is more popular than any other for canning, for marketing and for the home garden. Great care has to be exercised in the selection of stock to grow seed from, as this variety has a tendency to deterioration and a shorter grain, which makes it less sugary and desirable.

**Mammoth Sugar.** A large late variety having ears of mammoth size, 14 to 20 rows.

**Black Mexican.** This crop when in condition for the table, cooks remarkably white; but the ripe grain is black or bluish-black.

**Leonard's Narrow Grain Evergreen.** This type of sweet corn is a stock worked up by S. F. Leonard after several years of experimenting. In it we feel that we have something vastly superior to the old wide grain Evergreen. The ear is as large as the Stowell's Evergreen and averages more rows to the ear. The cob is small in comparison to the size of the ear, and the kernels are very long, narrow and remarkably free from starch. The rows are uniformly straight and the ear holds its evenness from butt to tip more uniformly than any other type of Evergreen.



**GOLDEN BANTAM**

## CORN SALAD



**CORN SALAD**

is dry it should be firmly pressed over the seed in order to secure prompt germination. On the approach of severe cold weather, cover with straw or coarse litter. Like most salad plants, greatly improved if sown on very rich soil; indeed, the ground can scarcely be made too rich for them.

**Fetticus, or Lamb's Lettuce.** This small salad is used during the winter and spring months as a substitute for lettuce, and is also cooked and used like spinach. In warm weather the plants will mature in four to six weeks. Sow the seed in shallow drills about one foot apart. If the soil

## CRESS

**True Water Cress** can be easily grown by sowing the seed broadcast on garden soil and keeping the soil very wet till the plants are big enough to transplant to shallow indentations about five inches deep here and there along the sides of a clean-flowing stream. There it will continue to spread by the lengthening of its roots, also by reseeding, and requires no further care. The crop can be grown to maturity in wet garden soil, or the seed can be sown directly to the mud along the stream, but with lesser measures of success. April or September is a good time to plant these minute seeds, and this aquatic prefers to stand with its roots and most of its stems submerged. Cutting can begin in about sixty days, and a little later frequent cutting, using a sharp knife, will stimulate plant growth.

**Curled or Pepper Grass,** a pungent, quick-growing plant that poorly parodies the water cress flavor, can be grown in any garden soil as soon as the ground can be worked. Plant one-half inch deep in one-foot rows, thinning the plants to four inches.

## DANDY

**Cultivated or French Dandelion.** This is considered the best by many and is not at all the same as our wild dandelion, being greatly improved by careful selection.

**Improved Thick Leaved.** One of the earliest and best greens cultivated.



**TRUE WATER CRESS**

## EGG PLANT

Treat the egg plant like a tender tomato that required even a longer period to mature. After cabbage plants are out of the hotbed or greenhouse, which is April north of the Ohio, sow egg plant, keeping even the night temperature above seventy degrees. One ounce of seed gives two thousand plants, and one pound plants an acre. Transplant later to pots or to a three or four-inch stand, and when corn is shoe high, put egg plant outside on rich, well-drained land. Set the plants two feet apart in four-foot rows, shading or watering the plants if it's sunny or dry. Use any good stomach poison for the potato bug when he attacks the egg plant.

**Improved New York Purple Spineless.** Very large and smooth, fine dark color. Ours is the spineless plant, most preferred by our market gardeners, both east and west.

**Black Pekin.** A fine variety, bearing large, round, deep purple fruits, fine grained, and of superior quality.

**Early Long Purple.** Early, hardy and productive; excellent for the table.

**Florida High Bush.** The fruits of this variety are borne higher off the ground than other varieties, which is advantageous in keeping out "rot" and "blight." The plants are strong and stand unfavorable weather conditions remarkably well. The fruits are of uniform dark purple color.



**IMPROVED NEW YORK PURPLE EGG PLANT**

**BUY SEEDS IN BULK—THE BETTER WAY**

# CUCUMBER

Not before corn planting time plant cucumbers out of doors in drills or hills one-half inch deep. The crop may be advanced two weeks by starting in the hotbed or greenhouse on inverted four-inch sods covered with leaf mold. The plant will appear in four to eleven days and in three weeks from seeding, when the plant has two to four leaves, it is ready to transplant outside.

Mark the field up and down hill, then furrow across its face in a four-foot check and at each intersection drop manure or fertilizer, or better, both. Throw earth to this intersection to form an elongated hill four inches high. Plant the seed like a short drill, not haphazard; then later two strokes of the hoe cleans this short drill.

Be generous. Use a dozen seed to a hill, and after the striped beetle has his toll, thin to three plants to a hill. To check the beetle use on foliage, but not too heavily, road dust, ashes, air slaked lime, bone flour, tobacco dust, or arsenate of lead; pull earth around the stem or cover the hill with netting.

Cultivate as long as possible. Cut the cucumbers. Do not pull or bruise them and to keep the plants bearing cucumbers must not be permitted to ripen.

**Early Improved White Spine.** One of the best sorts for table use. Vines are vigorous, fruiting early and abundantly; fruit uniformly straight and handsome, dark green, with a few white spines; flesh tender and of excellent flavor.

**Evergreen White Spine.** Is the most profitable cucumber for the market gardener. Best for the greenhouse, hot bed or for outdoor culture.

**Davis Perfect.** In color, a dark, glossy green; shape slim and symmetrical, with an average length of ten to twelve inches. They hold their color until nearly ripe, when they turn white.

**Klondyke.** A medium early, very good strain of white spine; fruits attractive, full, uniform, rather thick, short and blocky, tapering abruptly at both ends; color very dark green which it holds well.

**Early Fortune.** The finest market cucumber of the White Spine type. The fruits measure nine inches long and are slightly tapering. The thick flesh is pure white, firm, and unusually crisp, with very few seeds. The fruits are of a rich, dark green color which does not fade when shipped to distant markets.



DAVIS PERFECT

**Early Cluster.** Vines vigorous, producing the bulk of the crop near the root and in clusters. Fruit short, uniformly thick end, dark green, but paler at blossom end. A very productive sort.

**Green Prolific or Boston Pickling.** A favorite with pickle growers and commercial gardeners, and good for table use. Quite productive. Fruit small, uniform in size.


**Early Frame or Short Green.** An excellent sort both for table use and for pickling. Fruit straight, handsome, smaller at each end, bright green; flesh tender and crisp, and makes fine pickles.

**Chicago or Westerfield Pickling.** A variety esteemed above all others by Chicago market gardeners and extensively grown for the large pickling establishments in this vicinity. Fruit medium length, pointed at each end, with large and prominent spines. Color a deep green. It combines all the good qualities of an early cucumber.

**Improved Long Green.** Not so abundant a bearer as the preceding sorts, though recommended to all who put up their own pickles. Fruit long and slim, not surpassed in quality by any variety.

**White Wonder.** Fruit produced in clusters. Color ivory white from time of forming until maturity.

**Japanese Climbing.** While all cucumbers are running vines, yet this variety is much more creeping or climbing in its habit.



CHICAGO PICKLING

## ENDIV

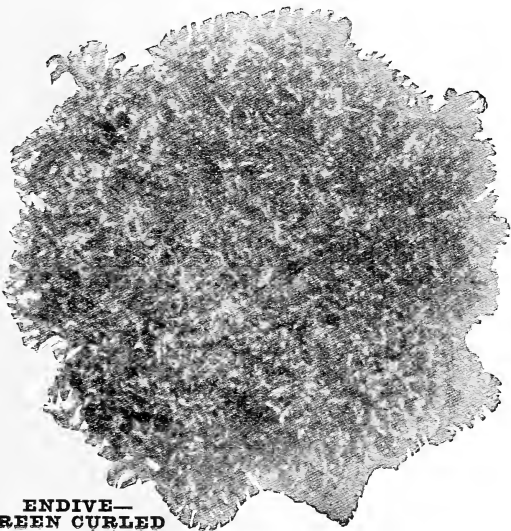
Endive, or winter lettuce, used as a salad, as greens or garnishing, is usually planted one-fourth inch deep in a seed bed in midsummer, and when convenient after a month transplanted to stand one foot apart in eighteen-inch rows. When almost grown and about two weeks before ready for use, it is blanched by tying the leaves together with soft cord, or the blanching is done by turning a flower pot or tile over each plant, or by blanching with earth, like celery. The plant may be, but seldom is, used as an early spring crop. Three to five pounds of seed plants an acre.

**Green Curled.** Beautifully curled, tender and crisp.

**Moss Curled.** More finely curled, and a heavier and more dense plant than Green Curled.

**White Curled.** Very tender when cut young; blanches readily.

**Broad-Leaved Batavian. (Escarrole.)** This variety is chiefly used in soups and stews; requires to be tied up in blanching.



ENDIVE—  
GREEN CURLED

## AROMATIC, MEDICINAL AND POT HERBS


Most of the varieties thrive best on rich, sandy soil, which should be carefully prepared and well cultivated, as the young plants are for the most part delicate and easily choked out by weeds. Sow as early as the ground can be made ready, in drills sixteen to eighteen inches apart, taking pains that the soil is fine and pressed firmly over the seed; or they may be planted as a second crop, the seeds sown in beds in April, and the plants set out in June. Most of them should be cut when in bloom, wilted in the sun and thoroughly dried in the shade.

Anise	Horehound
Balm	Hyssop
Basil, Sweet	Lavender
Borage	Sweet Marjoram
Caraway	Rosemary
Catnip	Rue
Coriander	Saffron
Dill	Sage
Fennel, Sweet or Common	Savory, Summer
Fennel, Florence	Thyme
	Wormwood

## KALE OR BORECOLE

In Virginia, kale planted in late August has some of its plants thinned out and sent to market within sixty days and the cutting then continues until the field is clean in April. Further north, kale is treated like the cabbage; that is, planted early in spring in hot-beds or out of doors, and it is used in the fall when light frosts have improved it. Kale is sown in two or three foot drills and thinned to six to twenty-four inches, according to varieties. One ounce sows generously one hundred yards and four pounds plants an acre.

**Dwarf Curled Scotch.** Leaves bright green, curled, very tender and fine flavored; an excellent sort for private gardens.




EARLY WHITE VIENNA KOHL-RABI

**Siberian Kale, or Winter Sprouts.** This is also called German Greens and is sometimes sold for Dwarf Green Curled Kale, but it is not as curly as the Dwarf Curled Kale and is different from it in color. The leaves are smooth in the center, having a fringed edge. Color has a bluish tint, not the deep green of the Dwarf Curled Kale.

**Tall Green Curled Scotch.** This is very hardy and is not injured by a moderate frost. About thirty inches tall, with an abundance of dark green leaves which are densely curled and cut, forming a very beautiful plant. It stands the winters in the Middle States without any protection.

## KOHL-RABI

This relative of the cabbage, that looks like a turnip that grew above the ground, can be treated very much as either cabbage or turnips. One ounce sows one hundred yards and four pounds plant an acre. Sow in.



DWARF CURLED SCOTCH

eighteen to twenty-four-inch rows, thin to four inches apart and use for the table when small. Like the turnip, we cannot expect good kohl-rabi in the summer heat, but a planting made about August 1st north of the Ohio will give a crop for winter storage. Do not overlook the value of this plant as a stock food.

**Early White Vienna Forcing.** The finest for market. Flesh white and tender.

**Early Purple Vienna Forcing.** Bluish purple; similar to above, except in color.

## LEEK

This mild member of the onion family is used in soups and salads. Sow one ounce to one hundred feet of row or four or five pounds to the acre, one-half inch deep, as early as the soil can be worked in the spring. Thin the plants to a stand of four to six inches in the twelve to eighteen-inch rows. It is advisable to throw earth to the plant to blanch it, very much as celery is blanched.

**Large American Flag.** Large, hardy and excellent quality.

**Monstrous Carentan.** The favorite market variety, large, thick stem, of mild flavor and attractive appearance.

**Large Musselburgh.** Grows to a very large size, with broad leaves, spreading like a fan; hardy, of excellent quality.

**London Flag.** An old and popular sort; one of the hardiest and best for winter use.




# LETTUCE

As lettuce will stand considerable freezing, it may be seeded or transplanted out of doors as soon as the soil can be worked in spring. For a succession, replant every three weeks till within sixty days of freezing weather. The soil cannot be made too rich and this crop must be grown quickly and unchecked to be of superior quality. North of the Ohio lettuce is frequently started under glass like cabbage in hotbeds; in February transplanted to cold frames and hardened to be set out of doors in early April. In more southern or milder winter climates, lettuce may be sown in autumn, protected with sash or coarse litter and in late winter transplanted; or thinned and matured where planted. When the crop is matured under glass it requires much ventilation and little heat, and beware of too much water in cloudy weather. In the summer's heat canvas or a slatted half shade and plenty of water is of value. One ounce of seed gives two thousand plants and three pounds plants an acre. In the seed bed drop twenty-five seed to the foot and gently rake it in; failure may result from too deep a covering. Mature lettuce in twelve to eighteen-inch rows, giving the loose leaf varieties three to eight inches in the row and head lettuce six to twelve inches.

**Black Seeded Simpson.** This is the most popular early sort on the market. Forms large, loose heads. Leaves thin and exceedingly tender, of light green to golden yellow. Best sort for forcing or outdoor early planting.

**Early Curled Silesia.** A very tender sort, with fine curled leaves.

**Grand Rapids Forcing.** Preferred by a great many to the Black Seeded Simpson, on account of being a tougher leaved lettuce. This makes it a fine sort for shipping, as it does not break so easily and stands longer without wilting.



**BLACK SEEDED SIMPSON**

**Early Curled Simpson White Seed.** Forms a close, compact, mass of curly yellowish green leaves. Good for cold frames or early planting for outdoors.

**Prize Head.** The leaves are very large, crimped, bright green tinged with brownish-red and are exceedingly tender, crisp and sweet, forming a large, loose head.

**Improved Hanson.** Heads large, hearts quickly and stands the summer well; quality excellent.

**Early Tennis Ball, White Seed.** A good early sort and used largely by eastern gardeners for forcing.


**Early Tennis Ball, Black Seed.** A good lettuce for early use. The heads are small, but very crisp and solid.

**St. Louis Butter.** The most popular and satisfactory head lettuce with market gardeners. It forms a fine head, is tender and crisp, and is very slow to run to seed. Outer leaves are light green, and the inner ones are bright, creamy yellow, of a very fine flavor. Altogether, we recommend it as being the best head lettuce for general use.

**All Seasons.** One of the best head lettuces, standing the hot sun better than any other sort. Slow to seed.

**The Leonard Lettuce—Cabbage head—is the head lettuce for early and late summer planting.** Produces a very fine early large solid head, color a fine light green, free from spots. Small ribbed leaves that are very tender and crisp.

**Big Boston.** This variety is identical in color, shape and general appearance with the famous Boston Market Lettuce, but is double the size. It is about one week later in maturing but its solidity and greater size of head will make it a most valuable sort. A most desirable variety, either for forcing in cold frames or open ground planting.



**IMPROVED HANSON**

**The Deacon.** A magnificent butter head lettuce. It stands the hot weather without becoming bitter or running to seed, and bears fine, large heads of superb quality. Light green outside, and within a beautiful cream yellow of delicious rich, buttery flavor. Highly recommended for home, or market use.

**New York or Wonderful.** The large white heads resemble cabbage in their solidity, and frequently weigh two and three pounds each. The quality is superb, being crisp, rich and tender. It withstands the heat well, making a fine variety for all seasons.

**May King.** Plant this lettuce for the first early head lettuce. It is equally good for outdoor planting or forcing. The outer leaves have a slightly brownish tinge, while the heart is a beautiful yellow, very crisp and tender. Salamander. This will stand the summer heat better than any other variety.

**California Cream Butter.** A grand, good butter lettuce. The heads are of good size, round and solid; outside, medium green; within the leaves are a rich cream yellow color. Rich and buttery in taste.

**Paris White Cos.** The Cos lettuce differs entirely in shape from the other varieties, the head being elongated and of conical form, eight or nine inches in height, and five or six inches in diameter. To be had in perfection it requires to be tied up to insure blanching.



**BIG BOSTON**

## MUSK MELON

Musk melon, watermelon, cucumbers, gourds and squash are known as cucurbits. For musk melon follow our cultural directions for cucumber except that where a robust growing variety of musk melon is grown, a space of as much as six by six feet is sometimes required between hills. One ounce of seed plants fifty hills, and three pounds plants an acre. The crop or the last planting for a succession should be in by June, north of the Ohio. While not necessary, it is advisable to pinch off the branches of the musk melon if a quicker matured or a larger or a better fruit is required. Pick the melon when it parts from the stem without difficulty and store a few days in a cool room.

**Rocky Ford.** This has become one of the most popular of small or crate melons and is shipped in large quantities from Colorado and Arizona. The vines are vigorous and productive. The fruits are oval, slightly ribbed, densely covered with fine netting. Flesh green, very sweet and highly flavored.

**Rocky Ford—Pollock 10-25.** This melon is identical in size with the Rocky Ford; the flesh is salmon tinted instead of all green. It is rapidly taking the place of the old green fleshed Rocky Ford.

**Jenny Lind.** Vines rather small but vigorous and productive. Fruits small, somewhat flattened, deeply ribbed and well netted. Flesh green and exceedingly sweet.

**Netted Gem.** The best early melon known. Shipped to every market of note in great quantities every year. Medium size, but of excellent flavor.

**Extra Early Hackensack.** The fruits are nearly two weeks earlier than Hackensack, medium to large sized, nearly round or somewhat flattened, evenly and deeply ribbed and with very coarse netting. The skin is green, slightly tinged with yellow as the fruits mature. The flesh is green, a little coarse but juicy and sweet.

**Large Hackensack or Turks Cap.** A very large, green fleshed melon. The vines are hardy, vigorous and productive. The fruits are nearly round, usually somewhat flattened; ribs large and of irregular width, densely covered with coarse netting.

**Chicago Market.** This we consider the best Nutmeg for earliness of maturity, large and uniform size, thickly netted skin, small seed cavity, deep green flesh, juicy delicious flavor and freedom from rot. A favorite with all who prefer a green flesh sort.

**Burrel Gem.** This is an orange fleshed netted Gem or Rocky Ford.

**Tip Top.** This very productive melon is of medium to large size, nearly round, slightly ribbed and fairly well covered with shallow netting. The flesh is deep yellow in color. The universal testimony of every one using Tip Top is that every fruit produced, whether big or little, early or late in the season, is a good one—sweet, juicy, finest flavor, firm, but not hard-fleshed, eatable to the very coating.

**Delicious Gold Lined.** A new melon of fine uniform shape and without ribs; slightly oval; meat thick, green and light gold towards center.


**Honey Dew.** The fruits are round or slightly oval, six to eight inches in diameter and weigh about six to eight pounds; the skin is smooth and when ripe is creamy yellow in color; flesh light emerald green, fine grained and of very sweet sugary flavor. Rind thin but very firm and the fruits stand shipping remarkably well.

**Banana.** A long salmon fleshed variety of good flavor, growing about fifteen inches long.

**Casaba Melon.** The Casabas are primarily for winter use. They require a long season for maturing but the fruits are exceptionally good keepers. The skin of the fruits is usually furrowed and they possess little or none of the common musk melon odor.

**Paul Rose, or Petoskey.** A yellow fleshed sort of suitable size for a crate melon and of excellent quality. Vines vigorous and productive. Fruits oval, slightly ribbed and densely netted.

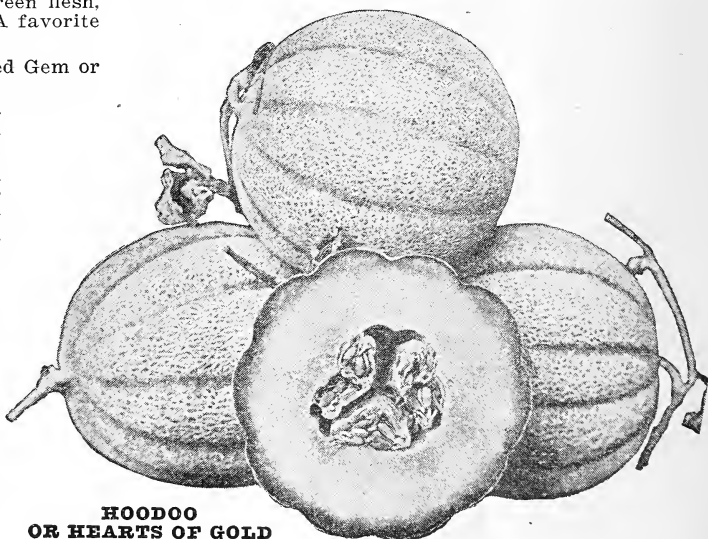
**Emerald Gem.** A very early, yellow fleshed melon of small to medium size. One of the very best for the home garden.



**ROCKY FORD**

**Hoodoo or Hearts of Gold.** An orange fleshed melon of medium size—fine for the home garden as a mid-season sort, also ideal as a shipping melon, as the rind, although thin, is very firm and is covered with dense fine netting. Vines are vigorous and resist blight well. Fruits are uniform, medium in size, nearly round. The flesh is thick, firm, highly colored and delicious.

**Osage or Miller's Cream.** Is of medium size, oval in form, dark green in color, somewhat netted and slightly ribbed. The flesh is extremely and uniformly thick, of firm texture, rich salmon in color; highly flavored and delicious to the rind. Cavity very small. It is a remarkable keeper and a good shipping melon.



**HOODOO  
OR HEARTS OF GOLD**

# WATER MELON

For water melon, follow our cultural directions for cucumbers, except that it is necessary to give the water melon a space of eight to ten feet between hills, and thin the plants to two to the hill. One ounce plants twenty-five hills and three pounds of seed plants an acre.

**Tom Watson.** A large melon similar in shape and splendid quality to Monte Cristo, but averaging larger in size and with tougher rind, making it especially adapted for shipping. The rind is dark green with distinct fine veining; flesh is rich red, sweet and tender. Undoubtedly the best shipping melon.

**Cole's Early.** Very hardy, a sure cropper and extremely delicate in texture of flesh, which is of dark red color; rind is thin and extremely brittle, hence not desirable for shipping purposes, but possessing all the other most desirable features. We highly recommend it for home use.

**Gypsy, or Georgia Rattlesnake.** One of the largest varieties and stands shipment long distances. Fruit cylindrical, square at the ends, smooth, distinctly striped and mottled light and dark green. Flesh bright scarlet and very sweet.

**Peerless or Ice Cream.** Medium sized with very sweet, scarlet flesh. A good variety for main crop.

**Sweetheart Water Melon.** This melon is early, large, handsome, heavy and productive. The shape is oval and the color mottled light to a very light green. Flesh bright red, solid, but tender and very sweet.

**Florida Favorite.** A very large, long melon mottled dark green with stripes of lighter shade. Rind thin but firm; flesh very bright, deep red, very sweet, tender and excellent.

**Kolb's Gem.** Vines of medium size, but remarkably vigorous and healthy.

**Phinney's Early.** Few, if any, of the early sorts of recent introduction surpass this old favorite. It is the first to ripen, of good size and productive.

**Vick's Early.** This variety is prized for its earliness. It is oblong in shape, smooth with a very dark skin, rather small in size; flesh bright pink, solid and sweet.

**Irish Gray.** The size is uniform and large. Color of rind yellowish gray and almost as tough as that of the Citron. Ripens earlier than Watson and will keep in good condition for a long time after picking. Very prolific and a good shipper.


**Alabama Sweet.** The melons are large, of oblong form and have a firm dark slightly striped rind. The flesh is bright red and of delicious flavor. Seeds are white, one of the very best of the long melons for shipping purposes.

**Harris Earliest.** The best of the extra early sorts. Fruit slightly oval with irregular mottled stripes of light and dark green. Flesh bright red, sweet and

tender. A desirable variety where the season is short. It is hardy, productive and the largest of the early kinds.

**Long Light Icing.** The skin is of an attractive mottled very light cream color, the flesh is deep red in color and of very fine quality.

**Dark Icing.** One of the most delicious fruits of round or shortened oval form with dark green skin, flesh deep pink, very sweet and melting.



**TOM WATSON WATERMELON**

**Wonderful or White Seeded Kleckley's Sweets.** A very valuable melon, wonderfully productive, long, thick, uniform; color of rind, dark bluish green; flesh, sparkling red, sweet and entirely free from hard centers.

**Kleckley's Sweets or Monte Cristo.** A splendid sort. Vine vigorous and productive. Fruit of medium size; oval, dark, mottled green in two shades, forming indistinct stripes.

**Halbert Honey.** A variety somewhat similar to Kleckley Sweets but of much darker color. The vines are very prolific and usually bear four or five very uniform melons. Quality the highest.

**Green Seeded Citron.** Colorado Preserving.

**Red Seed Citron.** For preserving.

# MUSHROOM SPAWN

For the money invested, no more profitable crop. Once started, it is easy to continue. The supply never equals the demand, so that a market is easily secured.

**Pure Culture, in Bricks**

# MUSTARD

Mustard is grown for its seed, which is used for flavoring or medicinal purposes or grown for its leaf, which is used in salad or cooked like spinach. Sow mustard as soon as the soil can be worked in spring and every three weeks for a succession, or in the south it may be sown in the fall for early spring greens. Cover the seed lightly in twelve to eighteen inch drills. Cut the leaf when not over four inches high and expect this cutting in fifty days from the seeding.

**Giant Southern Curled.** The favorite of the south.

**Chinese or Large Leaved Mustard.** The large leaves which often measure 14 inches are ready for use in about six weeks after sowing. Plants will continue to yield until frosty weather. Leaves are eaten boiled, like spinach.


**White.** Best for general use.

**Brown.** Stronger than above.

# NASTURTIUM


**Tall Mixed Garden.** Grown not only for ornament but the beautiful orange colored flowers and foliage are used for garnishing and the young leaves or shoots are excellent for salads. The green seed pods are greatly esteemed by many for use in mixed pickles.

**Dwarf Mixed Garden.** Same as above, except that it grows in dwarf form.



**KLECKLEY'S SWEETS**

## SPECIAL GLOBE ONIONS



RED GLOBE

WHITE GLOBE

YELLOW GLOBE

Our Three Globes bring more money to the onion grower and sell quicker than any other varieties. Our Yellow Globe is the Standard Yellow, our Red Globe is the Standard Red, and our White Globe is the Standard White.

These stocks are quite superior to the ordinary run of Southport Globes.

**Red Globe.** A fine, large globe-shaped onion, of mild flavor. It is a good keeper, excellent for main crop.

**White Globe.** A very handsome onion, of splendid quality. Keeps well. It has a good, strong flavor. The best sort for early green onions from seed.

**Yellow Globe.** This is a large, handsome yellow variety. Shape, perfectly globular; quality fine. A splendid keeper.

### ONION SEED, Standard Sorts

Study the demands of your market to know what onion that market requires.

As soon as the soil can be worked in spring, and not after May 1st, sow onion seed in twelve to fifteen-inch rows, leaving out every tenth row as a weed alley if preferred. One ounce of seed plants one hundred fifty feet and five to six pounds plants the acre. The black slow germinating seed should be covered firmly one-fourth inch deep. Quantities of manure had best be applied in the year before the planting, and much commercial fertilizer, high in potash, harrowed in immediately before seeding.

Begin cultivation as soon as the plant can be seen; cultivate frequently and when convenient thin to a stand of two to four inches.

In the so-called new onion culture, the onions are started in hot beds and easily transplanted when the size of slate pencils to the required stand in the field.

**Early Flat Yellow Danvers.** A good variety, but not as round or quite as early as the Yellow Globe Danvers.

**Yellow Strasburg, or Dutch.** One of the oldest varieties. Bulbs quite flat, of good size.

**Australian Brown.** Is of medium size, wonderfully hard and solid and most attractive for market, both as to form and appearance. The color of the skin is a clear amber brown.

**Yellow Globe Danvers.** This fine onion is of large size. An early and abundant cropper. Bulbs very thick, flat or slightly convex bottoms, full oval top with small neck and rich brownish yellow skin.

**Michigan Yellow Globe.** The bulbs are large and uniformly spherical with very small necks and the largest diameter below the center of the bulbs of a rich orange color.

**Ohio Yellow Globe.** An early Globe onion, small neck and very uniform in size and color. Very popular in the marsh onion sections of Ohio and Indiana.

**Southport Yellow Globe.** A large, perfectly shaped Globe onion and an excellent onion for keeping throughout the winter. A very heavy cropper, handsome in appearance and a good dark yellow color.

**Prizetaker.** Grows to an immense size and for fall marketing unexcelled. Although of such great size, it is very hardy and a fair winter keeper, as it ripens up hard and firm; very fine grained, and of mild, delicate flavor. The outside skin is rich yellow while the flesh is white. To get the best results from this onion, the seed is sown in beds and transplanted. It will, however, make a good crop if sown in the ordinary way.

**Large Red Wethersfield.** We have a very fine and select strain of this sort. Color is deep purplish red, flesh white, moderately grained and very firm. Yields an enormous amount per acre, and is one of the best winter keeping onions.

**Southport Red Globe.** This is a fine keeper. Large size and considered one of the best red onions. Flesh is fine grained, very mild and tender.

**White Portugal.** American Silver Skin. This is the best sort to sow for onion sets or for pickling. When sown thickly for either it makes a small, round hard bulb.

**Philadelphia Silver Skin.** Very desirable for family use. Flavor, mild and pleasant.

**Southport White Globe.** This grows to a very large size and is perfectly globe-shaped onion. Color is a clear, pure white. This variety is used by market gardeners for bunching.

**Yellow Bermuda.** A very early pale yellow onion, grown extensively in the Bermudas and southern part of the United States for early shipping to northern markets.

**White Bermuda.** A straw colored onion, mild flavored; yellow in color, otherwise same as red.

**Crystal White Wax.** This variety is popular in the south where the transplanting method of culture is practiced.

**New White Queen** is a fine early silver skinned variety, of beautiful form and rapid growth, and possessing fine keeping qualities.

Onion Sets—See inside back cover.

## OKRA OR GUMBO

The pods of this plant are used in a great number of ways throughout the Southern States, and the plant should be more frequently grown in the north. Plant at corn planting time in rich land, sowing the seed thickly in two or three foot drills, and thinning to an eight to twelve inch stand, according to varieties. A generous planting is two ounces to one hundred feet and ten pounds to the acre. Okra seed may be planted six seed to the hill, two to three feet apart and thinned to two plants to the hill.

**Perkins Mammoth Long Pod.** The pods are produced in great abundance and average longer than other sorts.

**Dwarf Green.** Grows low but stocky and is very productive.

**Long Green.** Taller than above, pods similar.

**White Velvet.** The pods are perfectly round, smooth and of an attractive white velvet appearance; of superior flavor and tenderness.

## PARSLEY

Parsley used for garnishing and for seasoning can be planted as soon as the soil can be worked in spring. Cover the slow germinating seed one-fourth inch deep in twelve to eighteen inch rows, later thinning to a six inch stand. One-fourth ounce sows one hundred feet and three to five pounds plants an acre.

**Plain or Single.** Plain leaves, excellent flavor; very extensively grown for bunching into soup bunches.

**Double Curled.** The standard sort for outdoor culture, also highly prized by market gardeners for the greenhouse.

**Champion Moss Curled.** A very fine curled variety. One of the handsomest for garnishing purposes. The exceedingly curled leaves make it desirable.

**Hamburg Rooted.** The standard rooted sort. The leaves are used for soup greens, and the roots, when sliced, are much esteemed.

## PARSNIP

Plant parsnip seed as early as the soil can be worked in spring and do not cover this slow germinating seed deeper than one-fourth inch. Use eighteen to twenty-four inch rows, thinning the plants to a four-inch stand. One-half ounce of seed sows one hundred feet and three to five pounds plants an acre. This crop requires

the entire season to mature, and as frost improves the roots, they may be left in the ground all winter. Both as to quantities and its feeding values, the parsnip is a valuable stock feed.

**Improved Hollow Crown.** Roots comparatively short, with a very smooth, clean skin. The variety is easily distinguished by the leaves arising from a depression on the top or crown of the root.

**Guernsey Improved.** The best sort for heavy, black soils. Where the soil is exceedingly rich this is the variety needed, as it makes a fine shaped root which does not grow too long.


## PEPPERS

The pods of the pepper are used in sauces, salads, soups or as a seasoning, and the large mild varieties called mangoes are eaten from the hand or variously

stuffed and prepared with cabbage, tomatoes or meat. The pods of peppers are green till in ripening they turn red or yellow, according to the variety.

Start pepper in hotbeds and in other ways treat like a tomato. Set out of doors after frosts in thirty-inch rows, giving each plant eighteen inches in the row. One ounce of seed gives, according to the handling, from one to two thousand plants and one pound plants an acre.

**Large Bell, or Bull Nose.** A very large sort of inverted bell shape, suitable for filling or for mixed



CHAMPION MOSS CURLED PARSLEY

pickle. Flesh thick, hard and less pungent than most other sorts.

**Sweet Mountain.** Plants very vigorous and productive, growing upright, with moderately large leaves. Fruit very large, long, often eight inches or more in length, by two in diameter.

**Royal King.** A very smooth, sweet pepper, larger than Sweet Mountain, just right for stuffing and pickling.

**Ruby King.** An improved American sort, reaching the largest size, yet retaining the symmetrical shape of the smaller sorts.

**Ruby Giant.** An improvement over Ruby King. It is larger, smoother, finer grained and sweeter. An excellent pepper.

**Chinese Giant.** Without doubt one of the very best and largest Mango Peppers ever introduced. Its mammoth size, splendid shape, beautiful, rich, glossy-red flesh and mild flavor, all lead us to speak of it in words of commendation.

**World Beater.** One of the very best of the large peppers, being a cross between Chinese Giant and Ruby King, having the longer form and earliness of the latter with the size of the former. Fruits four lobed, five inches long by three and one-half inches in diameter; flesh very thick and mild, exceeding productive and a good shipper.

**Pimento.** A very thick flesh, heart-shaped, smooth, mild, crimson variety, much used for salads; fruit pendent.

**Golden Dawn.** In shape it resembles the popular Bell or Bull Nose Pepper. It is of a most beautiful golden yellow color.

**Long Red Cayenne.** A long, slim, pointed pod, and when ripe of a bright red color. Extremely strong and pungent.

**Red Chili.** Used in the manufacture of pepper sauce.

**Red Cherry.** Plant tall, bearing a profusion of bright red, round fruit which is very pungent when ripe.



RUBY KING

## PEAS

As to a superiority between smooth and wrinkled peas it is all a matter of individual taste, but the preponderance of taste is in favor of the wrinkled varieties.

**ALL VARIETIES OF PEAS, REGARDLESS OF HEIGHT, MAY BE GROWN SUCCESSFULLY WITHOUT A TRELLIS OR SUPPORT.** As peas vary in height from six inches to six feet, it follows that the distances in the row and apart in the row should vary. Dwarf or half dwarf varieties are best planted in double or companion rows, six inches apart to support and shade each other in their growth; then leave a space of eighteen to thirty inches, according to height of the variety, and repeat the double row. The tall varieties that may be given support are planted in single rows, the space between the rows somewhat less than the height of the variety. Drop ten to twenty dwarf peas to the double row or six to ten tall peas to the foot of row, using one quart to one hundred feet and three bushels to the acre.

Plant all peas at least five inches deep in soil that has been deeply plowed. This deep planting is the grower's attempt to give the peas the cool, damp climate they prefer. Lightly harrow or rake the soil when the peas should be breaking through, and continue to cultivate till the vine stops the work.

All peas stand some frost and may be planted as soon as the soil may be worked in spring. Peas should be planted frequently for a succession all north of the Ohio. The early varieties are planted in August for a late autumn crop.

For quality's sake, pick before they crowd the pod and pick all pods as rapidly as produced to somewhat extend the plants bearing.

As all varieties of peas lose their characteristics when left without that selection given by expert seedsmen, it is necessary to go to a reliable source for seed peas.

## SMOOTH SEED

**Alaska.** Well known and extensively used, especially by Canners. Very early, and when carefully grown, uniform in ripening. Vine is strong and vigorous, 2 to 2½ feet high, of a peculiar light green color; pods 2¼ to 2¾ inches long, straight and blunt at the end, and light in color.

**First and Best.** Early, productive and hardy, with a strong, vigorous vine, which is light in color and uniform in growth, 2½ to 3 feet in height and bearing straight pods 2½ to 2¾ inches long, round, light in color, and blunt at the ends.

**Philadelphia Extra Early.** This pea is one of the "White" earliest and is superior to First and Best or Prolific Early Market. Vines are strong growing for this class of pea, about 30 inches in height, foliage pale green. Pods are pale colored, straight, round and blunt. Average 2¼ inches in length. Fit for use 56 days from planting. Seed small to medium sized, white and smooth.

**Pride of the Market.** Of fine growth and general appearance, both vine and pod, and closely resembles the Stratagem except that the vine is not quite so long and the pods are deeper green in color. The vine is 20 inches high, foliage dark green color. Pods are 3½ inches long, broad and dark in color. Fit for table use 61 days from planting. Seed blue, slightly dented, large.

**Mammoth Melting Sugar.** Large edible pod. Height, 42 to 48 inches. Pods, 4 to 4½ inches long and 1½ inches broad. Fit for table use 80 days from planting.

**White Marrowfat.** Vines hardy, strong, and bearing broad, thick, leathery pods.

**Black-Eyed Marrowfat.** Strong and vigorous vines bearing pods near the top of the vine.

## WRINKLED SEED

**American Wonder.** Vigorous, productive vines, with a luxuriant foliage and producing the leaves on one side of the stalk, and growing from 9 to 12 inches high. On account of its dwarf habit of growth it is very desirable for private garden use. Pods are light colored, straight, round, about 2½ inches long, and blunt at the end.

**Nott's Excelsior.** Resembling Gems in habit, but more dwarf and uniform in growth; height, 12 to 17 inches, with rather light foliage.

**Little Gem.** Strong and vigorous in growth, producing vines from 18 to 24 inches in height, dark foliage, bearing pods singly on both sides of the stalk, beginning near the ground. Pods are almost straight, 2½ to 2¾ inches long, light in color and blunt at the ends.

**Horsford's Market Garden.** Strongly resembling Premium Gem in habit of growth, but about one-third taller, vines growing 26 to 30 inches high.

**Advancer.** Vines upright and vigorous in growth, hardy and productive. Height, 30 inches, foliage dark green. Pods 2½ to 2¾ inches long, round, dark colored and blunt.

**Little Marvel.** Height of vine 18 inches, with dark green foliage. Small blunt dark green pods. Fit for table use 53 to 55 days from planting. Seed blue green, small sized, wrinkled.

**Dwarf Telephone.** Vines 18 to 20 inches high, with rather coarse foliage, medium light green bearing pods, broad, straight and about 4 inches long. Pale green in color and well filled with peas of excellent flavor. Ready for picking from 62 to 65 days from planting. Seed pale green, large, much wrinkled.

**Sutton's Excelsior.** Similar in habit of growth to Nott's Excelsior, but bearing very large, broad pods, well filled with large peas. Very tender and of the most delicious flavor. Vines about 18 to 20 inches high, medium light in color with pods 3¼ to 3½ inches long, light in color and blunt at the ends.

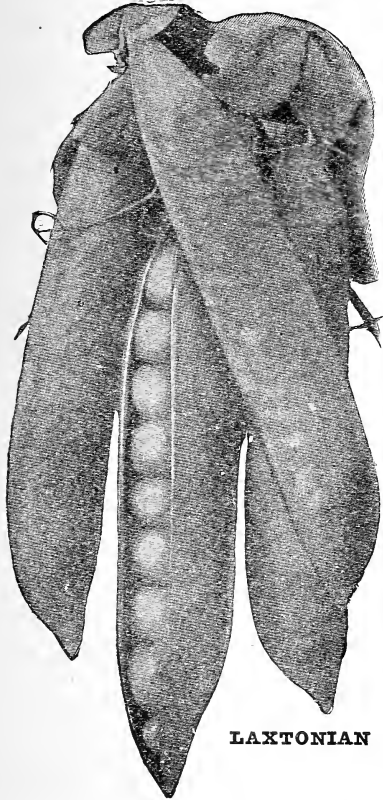
**Gradus.** A large, wrinkled, early pea, with a pod nearly as large as Telephone, filled with large peas, tender and of good quality and flavor. Very quick to germinate and mature with the early sorts. This pea will not stand adverse conditions, however, as well as some of the other sorts, and seed must be planted after all danger of early frost has passed. Seed large, cream colored, wrinkled.

**Thomas Laxton.** Closely resembling Gradus in habit, rapidity of growth, earliness and foliage. Twenty-six to 30 inches high and much hardier in every respect than Gradus.



McLEAN'S LITTLE GEM PEAS

## PEAS WRINKLED SEED, Continued



**LAXTONIAN**

**Laxtonian.** This handsome wrinkled pea is the largest podded of the dwarf varieties. The dark green pods are similar to Gradus in shape and splendid quality, are nearly as large in size and often mature a little earlier. Vines vigorous and productive, averaging 15 to 18 inches high; foliage dark green; pods about four inches in length. Seed light green large wrinkled, flattened, irregular in shape. The earliness in combination with the very large, handsome, dark green pods, makes this the ideal pea for the market grower or planter for profit.

**Potlatch.** Strong, vigorous vines of even growth, 20 to 24 inches in height, with luxuriant dark foliage, bearing pods medium green in color,  $3\frac{1}{2}$  to 4 inches in length. Broad and pointed at the ends. No variety known will produce more pods, and no pods could possibly shell out better.

The Potlatch is a variety from which anyone may expect great things. Fit for table use 61 days from planting. Seed green, wrinkled, large in size.

**Sutton's Dwarf Defiance.** The vines, vigorous and hardy, about 2 feet in height, with coarse, dark green foliage, bearing long, broad pointed pods, dark green in color. Fit for picking 61 days after planting. Seed large, green, wrinkled.

**Stratagem.** A vigorous, hardy and luxuriant vine, bearing large pods containing peas of excellent quality. A heavy cropper, although it has a tendency to sport. Vines 20 inches. Foliage, dark green. Pods  $3\frac{1}{2}$  inches long, straight, broad, pointed, gray green in color. Fit for table use 56 days from planting. Seed very large, green, wrinkled.

**Dwarf Gray Sugar.** The old variety of the edible podded sort, and is used in no other way. Grows about two feet high and is remarkable for its earliness. Pods are broad, flat and crooked and contain five to six peas. Seed is brown and wrinkled.

**Admiral Dewey.** One of the largest podded peas yet introduced. Height,  $3\frac{1}{2}$  feet; pods a rich, dark green color, frequently 6 inches long, beautifully shaped. Peas large, tender and of first class flavor.

**Telephone.** Vines and leaves large and coarse. Foliage light green in color. Height, 40 to 50 inches; pods,  $4\frac{1}{2}$  inches long, broad pointed, medium green in color. Fit to pick 62 to 65 days from planting. Seed large, green, wrinkled.

**Alderman.** A large podded pea of the Telephone type, very robust and vigorous as to vine, foliage, mixed, medium green.

**Duke of Albany.** Resembling the Telephone in appearance. Vine and foliage medium green in color. Height, 50 inches.

**Everbearing.** Vigorous and branching in habit of growth. Height  $2\frac{1}{2}$  to 3 feet. Pods,  $2\frac{3}{4}$  to 3 inches long. Broad, light colored and blunt. Fit to pick 70 days from planting. Seed green, wrinkled, large in size.

**Champion of England.** Strong and vigorous in growth, 42 to 50 inches in height.

**Yorkshire Hero.** Hardy, productive and upright in growth, bearing near the top of stalk, broad pointed pods with peas of a good quality. Foliage dark green, 23 to 28 inches in height. Pods,  $2\frac{1}{2}$  to 3 inches long, blunt, light green in color.

## PUMPKIN

The finer varieties of pumpkins are used for pies and the coarser ones for stock feeding. While the pumpkin may be grown very much as cucumbers are grown in a garden, they are more frequently planted in the field with corn, where several seed are dropped in each fourth hill. Planted alone, six to ten seeds are covered one inch deep in hills eight to ten feet apart and thinned to two to four plants to the hill. One ounce plants twenty-five hills and two to four pounds of seed generously plants an acre. As this crop requires as much time as corn to mature, the planting cannot be too long delayed.

**Small Sugar.** This variety is very small, but of most excellent quality for pies.

**Japanese Pie.** Shaped somewhat like the Cushaws and grows to a large size; skin deep green with dark stripes; flesh deep yellow and of high quality; seeds sculptured like Chinese letters.

**Large Cheese or Kentucky Field.** One of the best for table use, and very productive. Shape flat; flesh yellow, thick and tender.

**Connecticut Field.** The hardiest of all pumpkins; cultivated mainly for stock-feeding, producing enormous crops.


**Mammoth Potiron.** The flesh and skins are of a bright golden yellow color. Flesh fine grained and of excellent quality. This enormous variety has been grown to weigh 200 pounds.

**Green Striped Cushaw.** Fruits very large, with crooked neck. Color creamy white, irregularly striped or traced with green. Flesh light yellow, very thick, rather coarse, but sweet. This sort is very productive and popular in some sections.

**Winter Queen.** This is an improvement of the old well-liked sugar pumpkin. Its size is uniformly about nine to ten inches in diameter, color a beautiful deep orange yellow, with a close netting, almost as russeted as a potato.


**Pie.** Fruit of medium size, nearly round; skin light yellow, smooth and covered with a fine gray netting. Flesh light yellow, very thick, sweet and finely flavored. Makes very delicious pies.

**Tennessee Sweet Potato.** Hardy, productive, sweet and delicious, and one of the best for cooking purposes ever introduced.



**LARGE CHEESE, OR KENTUCKY FIELD**

## RADISH




**SCARLET TURNIP WHITE TIPPED**

Plant radishes on a light soil if a choice is possible, and every second week for a succession from the time the soil can be worked in spring till the first light frost. Plant in ten to eighteen-inch rows, cover the seeds one-half inch deep and permit four to ten radishes to grow to the foot of row, according to variety. Use one ounce of seed to one hundred feet of row and eight to twelve pounds to the acre. Radish seed, which germinate quickly, may be sown with some slow-germinating seed that the cultivation of that crop may begin the earlier, or the quick-growing radish may be grown between rows of some slow-growing crop that later requires considerable space. The Winter Radish is sown at late turnip planting time and used in the autumn or stored for winter like the turnip.

**Early Scarlet Globe.** A desirable sort for hotbed forcing and outdoors; very early; flavor mild, crisp, juicy and tender; top small; will stand heat without becoming pithy. One of the best selling and most attractive radishes on account of its bright scarlet color and handsome shape. Is ready in twenty-eight days.

**Crimson Giant Turnip, Forcing.** A variety extraordinary in that, while growing to an unusually large size, it is always tender, crisp and of mild flavor. It remains in perfect condition a remarkably long time



**SCARLET GLOBE RADISH**

and, unlike other forcing varieties, does not become pithy even when twice their size in diameter.

**Long Scarlet, Short Top.** This bright scarlet, small topped sort is about six inches long.

**Cincinnati Market.** The tops of this new radish are very small and may stand much closer in rows than Woods' Early Frame or Long Scarlet, without danger of running to seed.

**White Icicle.** This handsome white variety is becoming very popular. It is similar to White Vienna, but is not so long, is earlier and has a shorter leaf. We recommend it as a profitable, early variety where a long white sort is desired.

**Early Scarlet Turnip.** The standard early turnip radish. Fine flavored and mild.

**Scarlet Turnip, White Tipped.** One of the handsomest of the turnip radishes and a great favorite in many large markets for early planting outdoors.

**Sparkler White Tipped.** A new and distant globe-shaped radish. The roots, even when fully developed, are solid, crisp and sweet, remaining fit for use longer than most of the other globe-shaped sorts. The colors are more vivid and attractive. The upper part is a rich carmine scarlet, with a large tip of the purest white, which is quite distinct from any other variety. An excellent forcing sort for either greenhouse or frames or for growing in the open ground.

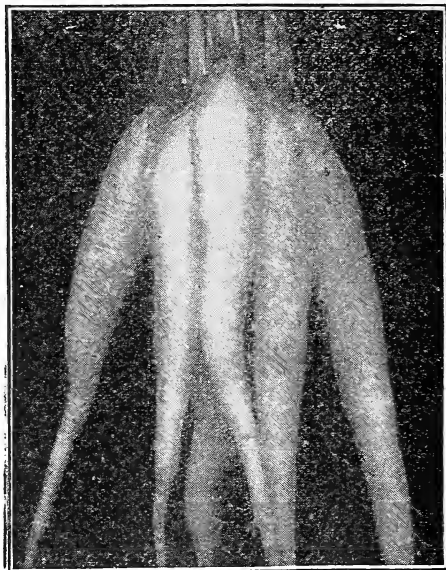
**French Breakfast.** Olive shaped, scarlet, with white tip; crisp and tender.

**Early White Turnip or White Box.** A little flatter than the Scarlet Turnip, and pure white in color.

**Long Brightest Scarlet, White Tipped.** This is the brightest and handsomest colored scarlet radish known.

**Improved Chartier.** Decidedly distinct in appearance from any radish in cultivation.

**Long White Vienna, or Lady Finger.** A very excellent white variety with long, very smooth white roots.



**WHITE ICICLE**  
The Best Long White Sort

**White Strasburg, or Summer Hospital.** Large, showy, half long, white sort.

**White Summer Turnip.** A very large turnip-shaped variety; white, very crisp and mild.

**Yellow Summer Turnip.** A very large turnip-shaped variety; yellow, very crisp and mild.

**White Stuttgart.** A summer variety. Grows to a large size. White flesh, very crisp and tender. Of good flavor and a good keeper.

### RADISH—WINTER VARIETIES

**Rose or Scarlet China.** Roots cylindrical, or largest at the bottom, tapering abruptly to a small tap. Skin, very smooth and of a bright rose color.

**White China or Celestial.** A comparatively new variety which is popular wherever known. The root is long, cylindrical, with beautiful white skin.

**California Mammoth.** First introduced into this country by the Chinese in California. It is pure white. The flesh is tender and crisp, keeping well through the winter.

**Large White Spanish.** A large-rooted winter variety.  
**Round Black Spanish.** Roots round, sometimes top-shaped, 3 to 4 inches in diameter; skin black, flesh white.

**Long Black Spanish.** One of the latest as well as hardest of the radishes; an excellent sort for winter use.



## RHUBARB

Rhubarb, familiarly known as Pie Plant, or Wine Plant, is cultivated in gardens for its leaf stalks, which are used for pies and tarts. Immense quantities are now annually sold in all the larger markets. No private garden should be without it.

Rhubarb succeeds best in deep, somewhat retentive soil. The richer its condition and the deeper it is stirred the better. Sow in drills an inch deep, and thin out the plants to six inches apart. In the fall transplant the young plants into very highly manured and deeply stirred soil, setting them four to six feet apart each way, and give a dressing of coarse manure every spring. The stalks should not be plucked until the second year, and the plant never allowed to exhaust itself by running to seed. Our seed is saved from selected plants of the Linnaeus, Victoria, Giant and other improved sorts, but like the seeds of fruit trees, rhubarb seed cannot be relied upon to reproduce the same varieties.

**Rhubarb Seed.**

**Rhubarb Roots.**

## SALSIFY

(VEGETABLE OYSTER)

The long, white tapering root of salsify resembles a small parsnip, and when cooked is a good substitute for oysters, having a very similar flavor.

It succeeds best in a light, well-enriched soil, which should be stirred to a good depth. Coarse and fresh manure should be avoided, as it will surely cause the roots to grow unevenly and ill-shaped. Sow early and quite deep, giving the general culture recommended for parsnip. The roots are perfectly hardy, and may remain out all winter, but should be dug early in spring, as they deteriorate rapidly after growth commences. Store a quantity for winter use in a pit or cellar in damp earth or sand.

**Mammoth Sandwich Island.** This is in every way superior to the Large White, being larger, stronger growing and less liable to branch. Invaluable to market gardeners.

## SORREL

**Large Leaved French.** Sow in drills as soon as the soil can be worked in spring and three to six inches apart in the row. Cutting begins in sixty days and continues for several years. Used as cooked "greens" or as salad.

## SPINACH

Spinach, a delicious green, resembling in growth a non-heading lettuce, is happily the best of tonics. As early as the soil can be worked, sow it one-half inch deep in fourteen-inch rows, using one ounce of seed to one hundred feet, and in the second week will appear a tiny plant with two very narrow leaves that do not resemble the true leaves that follow. Cutting should begin forty-five days from sowing. It is impossible to put spinach on too rich a soil, and nitrate of soda is used on it with profit.

South of the Ohio spinach winters without protection. North it very often winter kills with good drainage and the best of straw covering.

All spinach quickly runs to seed in the heat of summer.

**Savoy Leaved Bloomsdale.** The earliest variety and one of the best to plant in autumn for early spring use. Plant of upright growth, with narrow, pointed leaves, which are curled like those of the Savoy cabbage. It grows quickly to a suitable size for use, but soon runs to seed.


**Large Leaved Viroflay, or Thick Leaf.** A variety which grows very rapidly, forming a cluster of large, very thick, slightly wrinkled leaves of fine color and quality when cooked. Especially recommended for market gardeners.

**Round Leaved.** This variety is generally preferred in the North for early spring sowing, and is the favorite with our market gardeners. The leaves are large, thick and fleshy. Though not quite as hardy as the Prickly Winter, it stands the winter very well.

**Fill Basket.** The largest early spinach, its broad, thick, dark green leaves are very tender and of delicious flavor. Withstands hot weather well.

**Long Standing.** An improved, round seeded strain of excellent merit, having all the good qualities of other sorts and continuing in condition for use much longer. The leaves are smooth and very dark, rich green. Very popular with market gardeners.

**Broad Flanders.** An early and vigorous-growing round-seeded variety. The leaves are bright green, broad and thick with long petiole, usually broad arrow-shaped but sometimes rounded.



**SAVOY LEAVED BLOOMSDALE**

**Victoria.** An excellent sort, which forms a very large, exceedingly thick, dark green leaf somewhat curled in the center. It becomes fit for use nearly as early as any, remaining so much longer than most kinds, and cannot fail to please, whether grown for the market or in the private garden.

**King of Denmark.** The best long-season Spinach, remaining two weeks longer than others before bolting to seed. Plant vigorous and spreading; leaves large, rounded, crumpled and blistered, deep green in color.

**Prickly Winter.** A very hardy variety and will withstand the severest weather with only a slight protection of leaves or straw. The seed is prickly, leaves triangular, oblong or arrow shaped. It is used for fall sowing, which in this latitude is about the first of September.

**New Zealand. (Tetragonia expansia.)** This branching plant, a spinach in its use and not in its growth, frost kills, but grows luxuriantly in the summer heat. Plant these large seeds three in a hill, three by two feet apart or start the plants under glass and transplant.

Prices of Seeds Vary. We quote Market Values upon request and always give our customers the benefit of the lowest price that the market conditions will warrant. Special prices on a general list will be given upon application **LET US HEAR FROM YOU.**

## SQUASH

The directions for the planting of cucumbers can be followed with slight modifications for squash or cymling. Plant the summer squash in hills four feet apart and use before mature. Plant the winter squash in hills six or eight feet apart; handle without bruising and store in a dry, moderately warm place for winter. Plant the seed generously and thin to two or three plants to a hill. One ounce of seed plants twenty-five hills and two to four pounds plants an acre. The squash is to be recommended either for the table or the feed lot.

**Straight-Neck Summer Squash.** Market gardeners who ship early squash to distant markets know the difficulty of packing the crook-necked variety in boxes to good advantage. In our straight-neck the bad feature of the crook has been overcome, and by continued selection the size has been increased more uniformly in shape and improved quality.

**Giant Crook-Neck.** This strain is a great improvement on the old variety of Crook-Neck. It is larger and better in every way.

**Summer Crook-Neck.** A standard, early and productive summer sort, fruits about a foot long, moderately warted and of a bright yellow color.

**Mammoth White Bush.** This has been obtained by years of careful selection. Although we have sold this squash for a number of years, we again call special attention to it.

**Early White Bush or Patty Pan.** Is earlier than any other variety of dwarf habit, and very productive. Summer squashes should always be used when young and tender, which can be determined by an impression of the nail.

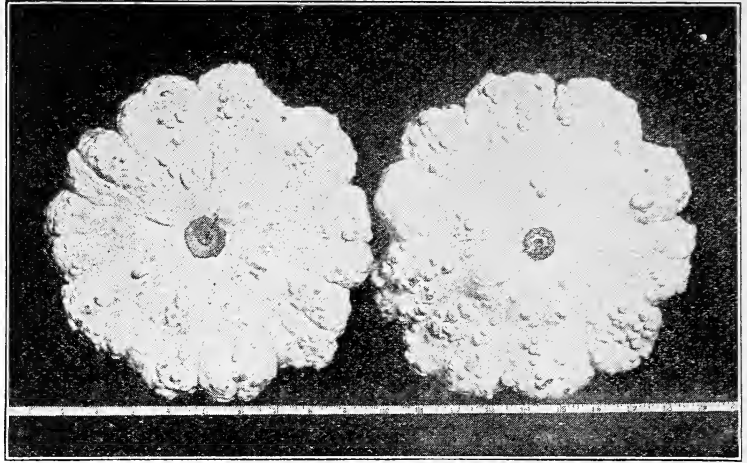
**Italian Marrow (Cocozella di Napoli).** A distinct variety of squash of bush form. Fruit grows to a length of about twenty or more inches, with a diameter of three to four inches; skin smooth, of a dark green color, marbled with yellow or with paler green. All through Italy, where this squash is grown, the fruit is eaten when quite young, sometimes even before the flower has opened. The plants which are thus deprived of their undeveloped fruit continue to flower for several months and produce a great number of young squashes.

**Warty Hubbard.** This is the best strain of Hubbard Squash. By its rough, hard, warty shell and its dark olive green color it can be distinguished from any other strain, either in the field or on the market. It was introduced in 1894 and since that time under different names at different places it has been given out to all who have called for the best stock of Hubbard Squash. We have maintained its purity by continued selection and offer headquarters seed.

**Hubbard.** A general favorite and more largely grown as a late sort than any other; it is of large size, often weighing from nine to ten pounds. Color bluish green, occasionally marked with brownish orange or yellow. Flesh fine grained, dry, and excellent flavor. It can be had in use from September to May.

**Blue Hubbard.** This excellent squash of the Hubbard type is light blue in color, with hard shell and thick, fine-grained flesh, which is very tender and by far the best flavored of the winter squash. This variety is very popular in the East and brings a higher price than any other. We have the true stock.

**Red or Golden Hubbard.** This is a very distinct sort, of the shape and general character of the Hubbard, but a little smaller; of rich orange red color instead of the dark olive green.



MAMMOTH WHITE BUSH

**Boston Marrow.** Second early, coming in about ten days after the bush and crook-neck sorts. Skin yellowish, very thin; the flesh dry and fine grained, and of unsurpassed flavor.

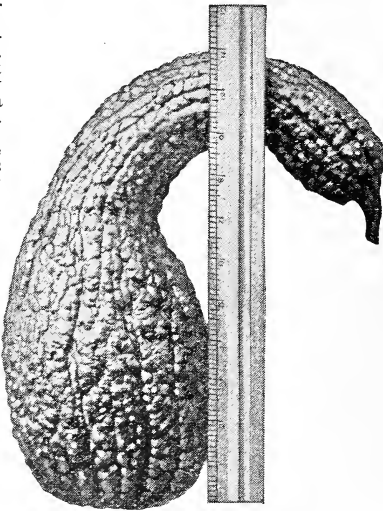
**Essex Hybrid.** This is not only one of the richest flavored, finest grain and sweetest of all squashes, but it is also one of the very best keepers that we know of. Short cylindrical shape, having on the blossom end a small cap shaped enlargement. The flesh is dry, sweet and thick, and of a bright orange color.

**Mammoth Chili.** The largest of all squashes, growing to an immense size, often weighing over 200 pounds, while its rich fine-flavored flesh insures its value for all purposes.

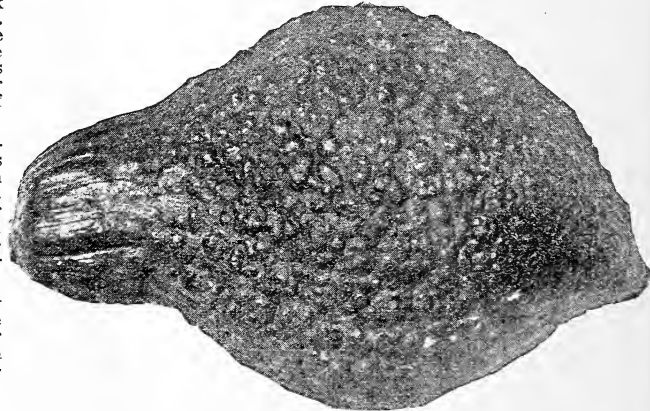
**Fordhook.** The vines are of strong, vigorous growth and wonderfully productive. Fruits oblong in form, eight to ten inches in length, slightly rigid; smooth, thin, yellowish skin; flesh very thick and of a light straw yellow.

**Delicious.** This is one of the best winter varieties. Its color is almost uniform, of a green shade, with occasionally a blue specimen, it being just about as pure in this respect as was the original Hubbard. In size closely follows the original Hubbard, which weighed between five and ten pounds. In thickness of flesh it surpasses nearly every variety, the color being a dark orange.

**Delicata.** Early and very prolific; of oblong shape. Ground color orange yellow, splashed and striped with very dark green. Although of small size, the squashes are very solid and heavy, while the quality is rich and dry.



SUMMER CROOKNECK



WARTY HUBBARD


## TOBACCO

**Connecticut Seed Leaf.** The best sort for cigar wrappers. Try it.

**Havana.** This is the genuine article and is first class.

**White Burley.** A favorite for plug fillers and wrappers.

## TOMATO



EARLIANA

The tomato requires one hundred days or more to mature from seed. As tomatoes are killed by other than light frost, early tomatoes should be started in hot beds two months before they may be transplanted out of doors. Three weeks later these plants may be potted or given a space of four by four inches in the hot beds. Before setting in the field, which is May north of the Ohio, the plants should be gradually exposed to the outside conditions and the quantity of water given them decreased. Transplant on a cloudy day if possible, and water freely. Nitrate of soda may be given each plant at this time with profit.

A space of four by four feet should be given each plant in the field or more for robust varieties except that where they are carefully pruned and trained, which is unnecessary, they may be planted as close as two feet by two feet. One ounce of seed gives two thousand plants.

**Earliana.** Vine similar in growth, maturing bulk of crop as early as Atlantic Prize, but the deep scarlet fruit is larger, distinctly smoother, solid and of very good quality. Early, smooth and of a large size, it is a particularly profitable tomato for market gardeners.

**Red Head (New Early).** This exceptionally fine, large, bright red variety is as early as the Chalk's Early Jewel, nearly as large as New Stone and very productive. Fruit almost globe shaped, very solid. An excellent variety for the market gardener.

**Chalk's Early Jewel.** The largest, smoothest and finest flavored early tomato in cultivation. Within a week to ten days as early as the famous Spark's Earliana. Fruit rich deep scarlet.

**John Baer.** An early, productive, red tomato on the order of Chalk's Early Jewel.

**Bonny Best.** Vines strong and vigorous, fruit deep scarlet, ripening to stem. Flesh firm. A productive and very desirable early and main crop variety.

**Gulf State Market.** The best of the early, purple-fruited varieties. In season with Early Detroit, while fruit is larger, smoother, more globe shaped; very solid, free from cracking and productive.

**Early Detroit.** A very fine, early, large-fruited purple variety; little larger than Beauty and somewhat earlier; fruits globe shaped, smooth and hard.

**Crines June Pink.** A fine variety. It is highly recommended to gardeners whose trade demands the purplish pink sort.

**Acme.** One of the best standard sorts. Of a fine crimson purplish color. Shape is smooth, size large and uniform. For the market or home garden no sort is better.

**Beauty.** A decided favorite for either home market or shipping purposes, being early, hardy, a strong grower, productive, large size, always smooth, perfect in shape, and excellent in quality. The color is a very glossy crimson with a tinge of purple. It grows in clusters of four to six large fruit, retaining its large size late in the season. It ripens with Acme and Perfection, and is entirely free from ribbed and elongated fruit.

**Trucker's Favorite.** The finest large-fruited purple tomato. The fruits continue of large size to the very last and are always unexcelled for slicing or cooking.

**Favorite.** A well-known red variety, smooth and solid.

**Perfection.** A splendid red variety, hardy, productive and a good bearer.

**Paragon.** The well-known standard bright red tomato.

**Matchless.** A good canning and all purpose tomato, splendid for kitchen.

**New Stone.** A fine red variety, very solid and smooth; a splendid main crop sort.

**Greater Baltimore.** Leonard's wilt-resistant strain. One of the best second early and main crop varieties. It is a red tomato, vigorous and very productive. Preferred by many canners on account of its heavy yield.

**Red Rock.** An extraordinarily solid, smooth, very red tomato; a very heavy producer, of excellent shape and very superior texture and flavor. An excellent variety for truckers and canning factories on account of its shape, quality and productiveness. This tomato is very free from cracks, has a very shallow stem attachment and is practically smooth. Fruits will probably average from eight to nine ounces. Borne in clusters of from four to seven fruits, and ripens in 110 days from sowing of seed.

**Livingston's Globe.** Is of beautiful globe shape, with quite a percentage of elongated fruits which permit of a greater number of slices being taken than with flat fruited sorts.

**Dwarf Champion.** This is a purple fruited variety, which forms very strong plants about two feet high. The branches are short, making a bushy plant that stands quite erect without stakes. This sort is often sold as Tree Tomato. Fruit smooth, medium sized, color purplish pink, fairly solid, but has no hard core, and is of good flavor. About as early as any purple fruited tomato, and is quite popular in some localities, both for market and home use.

**Dwarf Stone.** As its name implies, this is a dwarf variety bearing fruits similar to that popular canners' sort, the Stone.

**Brimmer.** This is the largest and finest market tomato ever produced. Similar to Ponderosa but larger; single specimen often weighs 3 lbs. Fruit is solid and meaty, massive in size, delicious flavor, rich dark red color and almost seedless.

**Ponderosa.** This variety, when conditions are favorable, grows to an immense size and makes the heaviest fruit of any in the list. Our stock is from the original strain. None better.

**Crimson Cushion.** A large fruited variety; smooth on top but inclined to curve at the ends, making an indentation at the stem. Color a glossy crimson tinged pink. Fruit ripens evenly, except toward the stem, where it ripens somewhat slowly. A very solid heavy tomato.


**Yellow Pear.** Pear shaped; yellow.

**Yellow Plum.** Plum shaped; yellow.

**Yellow Peach.** Same as the red peach except color.


**Golden Queen.** Fruit large and smooth; color a beautiful golden yellow, sometimes with a slight blush of red, as smooth and well shaped as the best of the red varieties and of superior flavor.

**Husk, or Ground Cherry.** This is a small sized fruit grown within a husk. It is valuable for preserving and making into pies, or for eating from the hand.



BEAUTY

## TURNIP

PURPLE TOP WHITE  
GLOBE

While the main crop of turnips is planted in July north of the Ohio, more turnips should be grown in early spring. Seed may be broadcast on the few soils free of weeds, but it is more advisable to sow in one or two-foot drills, cover less than one-half inch and thin to stand six inches apart in the row. Use one-half ounce of seed to one hundred feet of row and two pounds to the acre. The turnip requires one-half more seed when broadcast than in drills and the salad turnip requires one-half more seed than the turnip sown for a root crop.

**Extra Early White Milan.** One of our most popular turnips for spring sowing, a splendid extra early turnip in which the extreme earliness, small top and tap root of the Purple Top Milan is united with clear white skin and flesh.

**Extra Early Purple Top Milan.** The earliest in cultivation, two weeks earlier than Purple Top Strap Leaf. The bulb is flat, of medium size, quite smooth, with a purple top. Flesh white, hard and of finest quality. It is an extra good keeper.

**Early Snowball.** A perfectly globe-shaped, white-skinned turnip. It is exceedingly productive. The flesh is fine grained, firm and of very delicate flavor. It is one of the best keeping of the white-fleshed sorts. Very early and particularly adapted for family or market use.

**Early White Flat Dutch.** An excellent garden variety. The best for spring sowing.

**Purple Top Strap Leaf.** Rapid grower and mild flavor. The most popular variety for early use, either for the table or stock.

**Purple Top White Globe.** An early variety. Globe shaped; heavy cropper. In other respects similar to the Red Top Strap Leaf. A handsome looking bulb. And is rapidly taking the lead of all other varieties of early turnips for market garden purposes.

**Cow Horn or Long White.** This variety is pure white, except a little shade of green at the top, and is carrot-like in form, growing nearly half out of the ground, and slightly crooked. It is delicate and well flavored, of very rapid growth, and has obtained considerable favor as a market sort for fall and early winter use.

**Large White Norfolk.** The standard variety for field culture for feeding stock. Very large size.

**White Egg.** Belongs to the class of quick-growing fall turnips. Its shape is nearly oval or egg, as its name would indicate.

**Pomeranean White Globe.** This is one of the most productive kinds, and in good, rich soil roots will frequently grow to twelve pounds in weight. It is of perfect globe shape; skin white and smooth; leaves large and dark green.

**Seven Top.** Cultivated extensively in the South for the tops, which are used for greens. It is very hardy and will grow all winter, but does not produce a good root, and is only recommended for the tops.

**Golden Ball or Orange Jelly.** Undoubtedly among the most delicate and sweetest yellow fleshed turnips yet introduced. Not of a large size, but firm, hard and of most excellent flavor. Keeps well and is superior as a table variety. It is extensively used.

**Purple Top Yellow Aberdeen.** Very hardy and productive; a good keeper; globe shaped. Color pale yellow with purple top. Very firm in texture, and closely resembling the rutabaga in good keeping qualities. Good either for table or stock.

**Amber Globe.** One of the best varieties for a field crop for stock. Flesh yellow, fine grained and sweet; color of skin yellow; top green. Hardy, keeps well, a good cropper. Very popular in the South.

## RUTABAGA

Rutabagas, or Swedish Turnips, with their superior keeping qualities, had best be drilled a month earlier than other turnips, given eighteen to thirty-inch rows and thinned to stand six to twelve inches apart in the row.

**Improved American Purple Top.** The best yellow fleshed, purple top variety grown for stock or table.

**Large Yellow.** A very heavy cropper similar to Improved American Purple Top, except that it has a green top. A good variety which is becoming more popular each year.


**White Rutabaga.** This variety now extensively cultivated, and preferred in many sections for its white flesh. It is very hardy and productive, keeps well until late in the spring, and is highly esteemed for its sweet, delicate flavor.

**Monarch or Tankard.** This is a yellow fleshed sort having very large tankard shaped roots, with relatively small necks and tops. Color purplish crimson above ground, yellow below; flesh very solid, fine grained and of the best flavor.

**Budlong's White Rock.** Though sometimes called a turnip, this is more like a rutabaga. The root is large, both skin and flesh very white. An excellent keeper and a desirable sort for market gardeners.

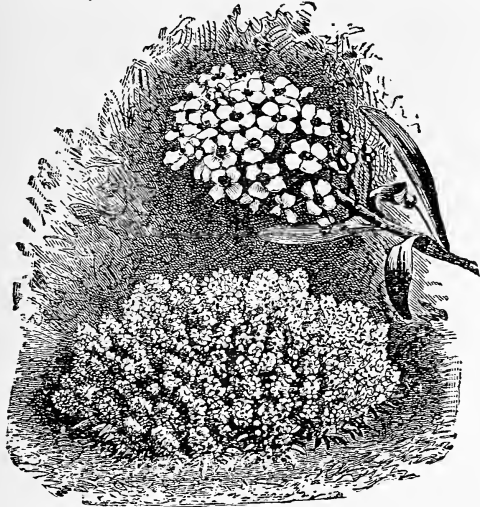
**Sweet German.** A superior variety for table or stock. Flesh firm, sweet and juicy.

**Bangholm.** A very superior variety, both in form and quality, and held in high estimation in many parts of England. Of large size, small neck, few or no side roots, and yields well. Flesh yellow, sweet and solid; skin yellow with purple top.

IMPROVED AMERICAN  
PURPLE TOP

## CHOICE FLOWER SEEDS

Most flowers are as easily grown as vegetables. In the select list that follows will be found flowers and plants for many uses. Some plants used for cuttings bring the sunshine to those that must live indoors, while others are useful for cemetery lots, a tribute to those that precede us. Some plants can be grown in a partial shade, where grass does not grow, and others



**ALYSSUM—LITTLE GEM**

are serviceable in hanging baskets or veranda boxes. Some vines or tall plants may be grown to hide or make more sightly some fence or pile of stone or stump or building. Flowers are just as necessary as are pictures and to their beauty is often added such stimulating and pleasing perfumes as cannot be bought in bottles.

Flowers fall readily into three classes: Annuals bloom, seed and die the first year. Biennials bloom and die in their second year, but they may bloom also in their first year. Perennials flower for several years and some of them may bloom in the first year of their existence.

**Acroclium (a Strawflower), Double Mixed.** Beautiful everlasting flowers. Cut when they begin to expand.

**Ageratum Mexicanum, Mixed.** Suitable for pot culture or bedding, bearing in profusion clusters of feathery flowers. This mixture of colors contains the beautiful amethyst blue.

**Alyssum, Maritimum Sweet.** Free flowering plants for beds, edging, etc. Useful for bouquets because of their delicate fragrance.

**Amaranthus, Salicifolius (Willow-leaved).** The leaves change in color from a bronzy green to a brilliant scarlet, when the plant attains age.

**Antirrhinum (Snapdragon).** Tall, finest mixed. An old garden favorite of the easiest culture; very showy, flowering the first season from seed, yielding an abundance of fine flowers for cutting.

**Arctotis Grandis (The African Lilac Daisy).** Handsome, bushy annual two feet high, flowering abundantly from early summer until late autumn. The beautiful daisy-like flowers, 2½ inches across, are white, shaded with pale lilac and zoned with yellow.

## ASTERS

Of the general beauty of these flowers it is unnecessary to speak; the immense world-wide demand for them shows their adaptability for any climate; and, coming into bloom, as they do, when most other flowers are fading away, enhances their value. For the best results the ground for the cultivation of asters cannot be too richly prepared, although they will give satisfactory returns on any ordinary garden soil.

**Aster, Queen of the Market.** These well-known, early-flowering Asters are of a branching habit, about 18 inches high, and one of the most useful types for early market purposes.

**Aster, Giant Comet or Crego.** Plants robust, about two feet high. Flowers large, double and well formed, making a fine variety for all purposes.

**Aster, American Branching.** Plants 2½ to 3 feet high, branching and robust habit. Flower large and double, throwing no single flowers.

**Balloon Vine.** Ornamental climbing plant, remarkable for an inflated membranous capsule from which it derives its name.

**Balsams (Lady Slippers).** Beautiful half-hardy annuals, from one and one-half to two feet in height. Sow the seed early in frames and transplant to a well-enriched border.

**Bellis, or Double Daisy.** Choice mixed. Charming plants for edging and dwarf beds, blooming the first year from seed. Thrive well in shady places.

**Calendula, Double Orange King.** The seed should be started early indoors in pots or may be sown in shallow drills in the flower bed early in spring when the trees are starting out in leaf. Calendulas are excellent for borders or beds and last a long time in water as cut flowers.

**Calliopsis or Coreopsis.** One of the most showy of all annuals, the colors being so striking as seldom to be passed without a remark.

**Campanula, Medium (Canterbury Bells).** Single Mixed. Very ornamental, growing about two feet high, producing beautiful, large, bell-shaped flowers, which make a glorious display when planted in large beds.

**Candytuft.** Showy, hardy annuals. Very useful for edgings and masses, excellent for cutting; continuous bloom from July to October.

**Carnation, Margaret Mixed.** These carnations have created a universal sensation, not only on account of their beautiful colors, but, unlike all others, they bloom in about four months from sowing the seed. Bloom until checked by frost.

**Celosia, Cristata (Coxcomb).** Finest Mixed. Dwarf. Very popular annuals of easy culture, producing large, ornamental, comblike heads, resembling ruffled chenille. They are prized for summer flower beds and make fine pot plants.

**Centaurea, Cyanus, Finest Mixed. (Bachelor Button).** A showy, hardy annual succeeding well in any soil and bearing a profusion of flowers in shades of pink, blue and purple.

**Chrysanthemums.** Handsome hardy annuals producing quantities of large flowers of striking colors, making a brilliant display.

**Cosmos.** A very effective autumn flowering plant, with beautiful foliage, growing from six to eight feet high, literally covered with very large, single, daisy-like flowers, in shades of rose, purple and white. For cutting, this is one of the finest flowers grown. Sow in April in pots or in the hot bed and transplant one foot apart.

**Cypress Vine.** Most beautiful and popular tender climber with very delicate fern-like foliage and numerous flowers.

**Dahlias.** Sow the seeds early in pots or under glass and transplant to strong, deep, rich soil, and plants will bloom the first season.

**Daisy, Shasta, Alaska.** Is perfectly hardy, grows anywhere and blooms more abundantly each season. The flowers are very large, a foot or more in circumference, growing on large stems with two rows of broad, pure white petals and a yellowish center.

**Delphinium (Perennial Larkspur).** Flowers remarkable for their great beauty, diversity of shades and striking appearance. Desirable for mixed borders. If sown early will bloom first year from seed.

**Dianthus Pinks.** These flowers are without a superior among annual garden plants. Bloom continually all summer long and are most beautiful and lasting cut flowers. Of easy culture and bloom the first year from seed. Very fragrant.

**Escholtzia. (California Poppy.)** A very showy plant, about one foot high, blooming from June until September. Produces a brilliant effect at a distance when grown in a mass. Hardy.

**Euphorbia. (Snow-on-the-Mountain.)** Leaves edged with pure white.

**Fox Glove. (Digitalis.)** Finest mixed. Very ornamental amongst shrubby, producing tall spikes of showy flowers of purple, rose, white and yellow.

**Gaillardia.** One of the most showy and brilliant of garden flowers, fine for bedding and cutting, producing large flowers of rich shades throughout the summer.

**Geranium.** Good mixed. Saved from some of the finest collections; many choice and entirely new varieties may be expected.

**Gourds.** Mixed varieties. Rapid growing, interesting annual climbers, with ornamental foliage and singular shaped fruit, 15 to 20 feet.

**Gypsophila, Elegans Alba. (Baby's Breath.)** Pretty, free flowering, elegant plants, succeeding in any garden soil. Their misty white panicles of bloom are largely used for mixing with other cut flowers.

**Helichrysum, Monstrosum. (Strawflower.)** Finest mixed. Ornamental in the garden and desirable for winter bouquets.

## CHOICE FLOWER SEEDS, Continued

**Hollyhocks.** Seeds should be sown in June or July to have flowering plants the next summer, or, if sown in the house, early in the spring they will bloom the first year.

**Ipomoea. (Japanese Morning Glory.)** Imperialis mixed. The flowers of this variety are of largest size, often three inches or more across; some are brilliant red or rich blue, others are equally brilliant, with broad margins of clear white; some are striped or dotted with blue or red on white or lemon yellow ground, others are clouded with blue or red. The foliage in some plants comes plain green, in others it is mottled with white and shades of yellow or yellowish green. Seed black, larger than other varieties of Morning Glory.

**Ipomoea. Moonflower, White Seeded.** At night and during dull days the plants are covered with an abundance of large, pure white, fragrant flowers, 5 to 6 inches in diameter. It grows very rapidly and will cover a large surface.

**Job's Tears. (Coix Lachrymae.)** The seeds are strung up in the same way as beads. A strong grower with large, deep green leaves, growing 3 feet tall. Seeds very freely.

**Kochia Childsii. (Summer Cypress.) Burning Bush.** The plants are always of globe-like form, branching freely, the stems being covered with delicate light green foliage. Early in the fall the ends of the shoots are thickly set with small bright scarlet flowers, the bushy plants resembling balls of fire. Very showy when planted singly to show the round ball-like form.

**Larkspur.** Very beautiful hardy annuals, producing dense spikes of flowers which are very decorative.

**Linum, Grandiflorum Rubrum. (Scarlet Flax.)** This is a very pretty dwarf annual. The rich crimson flowers last only a day but they are borne continuously until frost. Makes a splendid subject for massing or may be planted as edging for borders or lawn.

**Lobelia.** Mixed. The annual Lobelias are plants of dwarf growth, 4 to 6 inches in height, covered with numerous small, star-like flowers. The compact varieties are very pretty when grown as an edging for flower beds or in formal beds. The seed should be sown in boxes filled with fine soil and placed in a warm, sunny window, or in shallow drills outdoors when the trees are starting out in leaf, barely covering the seed from view. The plants will bloom continuously from June until frost.

**Marigold.** The African and French Marigolds are old favorite free-flowering annuals of easy culture; both are extremely effective. The former have uniformly large yellow or orange-colored flowers; are well adapted for large beds or mixed borders. The latter are dwarfer in growth, with beautifully striped flowers and better suited for bedding purposes or for pot culture. They succeed best in a light soil, with full exposure to the sun.

**Marvel of Peru. (Four o'Clock.)** All colors mixed. A well known, handsome, free flowering garden favorite; does well anywhere. Give each plant 12 to 18 inches of room.

**Mignonette.** A general favorite on account of its delightful fragrance. Blooms throughout the season. Sow from middle of April to middle of June.

**Morning Glory. (Convolvulus Major.)** Mixed. Climbing plants; unequalled for rapidity of growth and profusion of bloom, annuals attaining height of 30 to 50 feet.

**Mysotis. (Forget-Me-Not.)** A very pretty, little hardy perennial, about six inches high. Will thrive best in a cool, moist situation and is well adapted for bedding or rock-work.

## NASTURTIUM

There is no plant that in so short a time at so little expense will give such an abundance of bloom, continue that blooming over so long a period and give such variety and brilliancy of color as the nasturtium. On a rich soil this plant gives us a more robust growth and fewer flowers, so the thinner soil is to be used if there is a choice. When the frost is no more to be feared, sow the seed one inch deep where the plant is to grow and remember to pick the seed balls as they form, to continue the plant's blooming. This sweet scented plant lasts long as a cut flower but is most frequently used as a tapestry to blanket some unsightly fence or pile of stone.

**Tall Mixed Garden.** Grown not only for ornament but the beautiful orange colored flowers and foliage are used for garnishing and the young leaves or shoots are excellent for salads. The green seed pods are greatly esteemed by many for use in mixed pickles.

**Dwarf Mixed Garden.** Same as above except that it grows in dwarf form.

**Nicotiana, Affinis, Hybrids.** Choice mixed. Fine for bedding or for planting as a background in borders for lower growing plants. The seed should be started in-



NASTURTIUM

doors in March and the plants set out in May, when the weather has become warm. The stately plants bloom from midsummer on.

**Nigella, Hispanica. (Love-in-a-Mist.)** Choice mixed. A curious plant about one foot high, with finely cut leaves and single flowers.

## PANSIES

**Pansy.** Seed may be sown indoors very early in spring, or a little later in the open ground, and transplanted when an inch high. Such plants will commence to bloom in June. If sown in July, the plants will bloom in the fall, or if sown in September, the following spring. Well pulverized soil should be used and the seeds covered with one-eighth to one-fourth inch deep with fine soil firmly pressed down. The largest and best flowers are produced by young plants which have been grown rather slowly in a partially shaded situation and in a very rich soil; coolness and moisture are necessary. A situation sheltered from high winds and exposed to the morning sun is most favorable and frequent sprinklings are advantageous. Grown indoors, pansies make a good winter blooming pot plant. Hardy perennial but usually grown as an annual or biennial. Four to six inches high.

**Pansy, Trimardeau Giant.** The blossoms are simply enormous, perfect in form and run through all the varieties of colors, from the lightest shade to the darkest purple. Marked with three large blotches.

**Pansy.** Good mixed. A very good strain in a great variety of colors.

**Petunia.** For outdoor decoration or house culture, few plants are equal to this class. They commence to bloom early and continue to flower through the summer. Give them a rich soil and a sunny place.

**Phlox.** In its great variety of rich colors, probably the most brilliant of all annuals. Fine for bedding, making a dazzling show throughout the entire season.

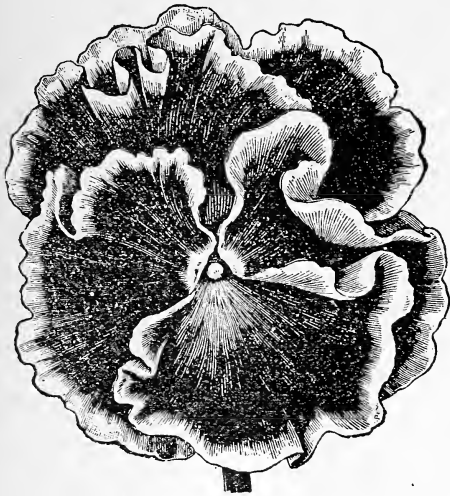
**Poppy.** Showy, large, brilliant colored flowers, growing freely in any garden soil. Produce a fine effect in clumps or beds.

**Poppy, Shirley.** The absence of black gives them their wonderful light, bright, tissue-paper-like appearance. The colors range from purest white, through pinks of all shades, to glowing scarlet, but a scarlet without black.

**Portulaca, Single.** Fine mixed. Brilliant garden annuals, 6 inches high, luxuriating in warm, dry, sunny situations and blooming profusely from early summer to autumn. For low beds and masses of color, from spring until frost, they are indispensable; colors range through innumerable shades of red, yellow, pink, striped, white, etc.

**Ricinus. (Castor Oil Plant.)** A highly ornamental, half-hardy annual, growing from four to six feet high, presenting quite a tropical appearance; select warm, dry soil and plant six feet apart.

## CHOICE FLOWER SEED, Continued



PANSY—Masterpiece

**Salpiglossis. (Variabilis Grandiflora.)** Finest mixed. Flowers two to three inches in diameter, vividly marked, spotted and striped on ground colors of deep blue, rose, violet, yellow, reddish bronze, purple, etc. In rich coloring they vie with orchids in mixed colors.

**Salvia Splendens. (Scarlet Sage.)** Very ornamental plants, two feet high, producing tall spikes of gay flowers. Sow early in hotbed, or in pots in the house and transplant two feet apart. Half hardy.

**Scabiosa. (Mourning Bride.)** Large flowering, tall double. A class of beautiful hardy annuals, from 1 to 2 feet high; valuable for cutting, as they remain a long time in bloom and do not droop easily.

**Stocks.** Half hardy annuals, producing splendid spikes of very rich and beautiful flowers of delightful fragrance. For early flowering sow early in spring, in pots or in hotbed and transplant one foot apart. Bloom from June until November.

**Sunflower. (Helianthus.)** Dwarf Chrysanthemum flowered. Magnificent flowers 6 to 8 inches in diameter, densely double, the petal long and fringed; color, rich orange. The plants, 6 to 7 feet high, carry many of these noble flowers.

## SWEET PEAS

If possible, for sweet peas spade deeply a well drained soil in the fall and add any good compost, including some wood ashes or lime. As early as the ground can be worked in spring plant the peas in a trench five inches deep and cover with one inch of sand or fine soil. When the peas are well above the ground fill the trench and thin the peas to stand two to three inches apart in the row. When planted, or very soon afterward, set some four to five-foot supports. Mulch with lawn trimmings, water thoroughly once a week, and cut frequently to keep the plant flowering. With a select list of varieties we list several excellent mixtures.

### GRANDIFLORA VARIETIES

- America.** Crimson scarlet, striped on white.
- Aurora.** Orange rose, striped on white.
- Black Knight.** A very deep maroon.
- Blanche Ferry.** Standard bright carmine rose, wings white tinged with pink.
- Countess of Radnor.** Light mauve standard, lavender wings.
- Dorothy Eckford.** Pure white.
- Helena Pierce.** Pure white, veined, mottled and marbled with bright blue.
- Hon. Mrs. E. Kenyon.** Light primrose.
- Janet Scott.** Deep pink.
- Katherine Tracy.** Standard soft pink, wings a trifle lighter tone.
- King Edward VII.** Bright red or crimson scarlet.
- Lady Grisel Hamilton.** Standard light mauve, wings lavender.
- Lord Nelson.** Rich deep navy blue.
- Miss Wilmott.** Orange pink.
- Mrs. Walter Wright.** Rose purple.
- Othello.** Deep maroon.
- Queen Alexandra.** Deep scarlet.
- Prima Donna.** Pure pink self.

### SPENCER VARIETIES

- Apple Blossom.** Bright rose standard, wings very light primrose, flushed or tinted carmine.
- Asta Ohn.** Pinkish lavender.
- Bridesmaid.** Large cream pink.
- Countess.** Bright, clear pink on white ground.
- Constance Kinton.** Flowers open bluish but change to pure white.
- Fiery Cross.** A brilliant orange cerise.
- George Herbert.** A bright rose-crimson.
- Illuminator.** Bright glowing scarlet tinged with orange.
- King Edward.** Bright crimson-scarlet.
- King White.** Best white Spencer introduced.
- Maroon Prince.** Rich, deep glowing, reddish maroon.
- Royal Purple.** Rich royal purple.
- Senator.** A large and fine striped; seal-brown and claret flakes on white.
- Wedgwood.** Bright silvery blue.

### MIXED SWEET PEAS

- Choice Mixed.** The best blending of the choicest named varieties. No better mixture can be had.
- Eckford Mixed.** A very choice mixture of the Grandiflora types.
- Spencer Varieties Mixed.**

**Sweet William.** Well known, beautiful, hardy perennials, about one foot high, making a most splendid appearance in May and June.

**Verbena.** Mammoth, choice mixed. They thrive in almost any situation and in all good garden soils. They make attractive borders and beds, blooming profusely from June until October. Fine for pot culture. Sow the seed during March or April indoors and set out during May.

**Wild Cucumber.** One of the quickest growing climbers. It will grow 30 feet in one season, with a wide spread of beautiful green foliage, which is thickly dotted over with pretty white flowers, which, in turn, yield an abundance of small, ornamental and prickly fruit, giving it an attractive appearance throughout the season. Once planted, it will seed itself and come up every year.


**Zinnias.** This old garden favorite has been much improved and the fine strain of giant-flowered varieties and other remarkable new forms are taking place in our flower gardens. Zinnias grow well and bloom freely even under the most adverse circumstances of location and weather and may be counted upon for a continuous show of blooms from July until frost. Sow the seed outdoors as soon as the nights are quite warm. To secure early flowers, sow the seed indoors the middle of March and transplant into the garden early in May. The giant varieties grow two to three feet tall and bear a profusion of mammoth size flowers measuring four and even five inches in diameter.



ZINNIA DAHLIA FLOWERED

## LAWN GRASS

Your outdoor carpet should be of an even colored grass that grows so close that weeds cannot get through. Think of your lawn as a number of plants, not "just grass." These lawn plants ask what other plants require: good drainage, a soil of a fit quality, the addition



of lime where soil is sour, deep preparation by spading or plowing, the addition of fertilizers before planting and from time to time afterwards as the plants continue to feed, and good seed. Where manure is used at any time it should be thoroughly decomposed and free from weed seed and a complete fertilizer at the rate of five hundred pounds to the acre is advantageous.

Seeding had best be done in the spring or fall. Be careful to have the entire surface as near alike as possible that the grass may be even in its growth and finish by using a fine rake and a heavy roller. Seed heavily. Use seventy-five pounds of the best lawn mixture to the acre, or one pound to three hundred square feet. Sow the seed carefully on a calm, dry day and rake lightly.

Cut the lawn frequently, setting the machine to cut as high as possible, and as weeds grow where grass seed is now sown, weeds will grow in your lawn and some of them it may be necessary to dig out with a knife.

In very dry weather a thorough wetting should be give about once a week, a little water on a dry surface doing more harm than good.

Each spring after the winter heaving of the lawn by frost is over, the lawn should be re-rolled while the soil is wet.

**Park Lawn Grass Mixture.** For quickly producing a permanent, thick and velvety sward of grass, this brand of lawn grass cannot be excelled. It is the best mixture of grasses we sell for lawn making, and will give satisfaction wherever sown.

**Mixture for Shaded Spots.** Usually it is quite difficult to obtain a satisfactory growth of grass under trees and in shady places; for sowing in such places we recommend the use of this special mixture. It will quickly produce an abundant and even growth of beautiful green grass.

## GRASS SEED

**Blue Grass. (Poa Compressa.)** Commonly called Canada Blue Grass. A very valuable grass for pasture and lawns.

**Blue Grass. (Poa Parensis.)** Commonly called Kentucky Blue Grass and known in some sections as "Green Meadow Grass" and "June Grass." It is the best pasture for our climate and soil, succeeding finely on hill lands and producing the most nourishing food. Sow early in the spring or during the months of October and November. Fancy clean seed.

**Red Top. (Agrostis Vulgaris.)** A valuable grass for moist soils and low lands. It is a good, permanent grass, standing our climate well.

**English Rye Grass. (Lolium Perenne.)** A very nutritious rapid growing variety, valuable for meadows and pastures. Twenty-four pound bushel.

**Italian Rye Grass. (Lolium Italicum.)** A valuable European variety, adapted to any climate, and produces large and nutritive crops. Eighteen-pound bushel.

**Meadow Fescue or English Blue Grass. (Festuca Pratensis.)** Needs rich ground, and succeeds well on prairie soil. Sow about twenty-five pounds per acre.

**Tall Fescue. (Festuca Elatior.)** A valuable perennial grass, very productive and nutritious. If used alone, sow forty pounds per acre.

**Creeping Bent Grass. (Agrostis Stolonifera.)** Particularly valuable for lawns that are to be used as croquet and tennis grounds.

**Orchard Grass or Bough Cocksfoot. (Dactylis Glomorata.)** This is one of the most valuable and widely known of all pasture grasses. It is well adapted for sowing under trees or orchards.

**Timothy. (Phleum Pratense.)** This is decidedly the best grass for hay.

## CLOVER SEED

**Medium Red or June. (Trifolium Pratense.)** Sow in spring or fall, at the rate of eight or ten pounds per acre.

**Mammoth or Large Red. (Trifolium Pratense.)** Sow at the rate of about eight pounds per acre. Sixty pounds per bushel.

**White Dutch. (Trifolium Elipens.)** A small, creeping, spreading, perennial variety, valuable for pasture and lawns.

**Alfalfa or Lucerne. (Medicago Sativa.)** Will bear cutting three or four times during the season. For bringing up poor land it is the best of the clovers.

**Alsike or Swedish. (Trifolium Hybridum.)** This valuable variety is fast gaining great popularity.

**Crimson or Scarlet Clover.** Can be seeded at any time from June to October, at the rate of fifteen to twenty pounds per acre.

## MISCELLANEOUS GRAINS

### FIELD PEAS

White Canada. Blue or Green.

### COW PEAS

Black Eye. Whip-Poor-Will.

### MILLET SEED

Japanese Barnyard. Common.  
Siberian. German or Golden.  
Hog. Hungarian.

### SUGAR CANE

Early Amber. Early Orange.

### BROOM CORN

Improved Evergreen. Early Japanese.

### MISCELLANEOUS

Barley, Common. Buckwheat, Japanese.  
Rye, Spring. Spurry.  
Rye, Winter. Vetch, Sand or Winter.  
Buckwheat, Silver Hull. Vetch, Spring.  
Buckwheat, Common.

## BIRD SEEDS

Canary. Bird Rape.  
Hemp. Sunflower.  
Lettuice. Mixed Bird Seed.  
Millet.


**PRICES VARY ON ALL FARM SEED**

**Write for Market Price**



## FIELD CORN

Prices Change. Ask for Market Price



**IMPROVED  
LEAMING**

**Fride of the North.** This famous corn still retains its popularity; an exceedingly early and prolific variety, always maturing in ninety days; often shelling sixty-two pounds of grain from seventy pounds of ears. Kernels closely set, large, of deep orange color; cob very small and red; stalks about seven feet in height. This is, probably, the best Dent corn for general cultivation in the North.

**Reid's Yellow Dent.** This variety has won more prizes at corn shows than any other corn. It matures a ten-inch of eighteen to twenty-four rows in one hundred fifteen days.

**Improved Leaming.** The Improved Leaming Corn is a medium early yellow variety; large, slightly tapering ears, deep grain, and medium sized red cob. In favorable years there is much uniformity of both kernels and ears. Its numerous broad leaves not only encourage a healthy development but make it a valuable variety for feeding.

**Minnesota No. 13 or Wisconsin No. 8.** A ninety-day variety producing ears averaging eight inches in length with sixteen to twenty rows of bright, rich yellow, smooth, wedge shaped kernels,

packed closely on the cob from tip to butt. The best yellow Dent for northern planting.

**Champion White Pearl.** Originated in Illinois, and is enormously productive; a strong grower; matures in about one hundred days. The stalk is stout and thick, with large ears set low.

**Iowa Gold Mine.** A splendid yellow corn. Everyone who has tried it is enthusiastic in the praise of this splendid variety which was introduced in 1892. It has everywhere received the most cordial endorsement as one of the best and most profitable varieties ever grown.

**Iowa Silver Mine.** The Iowa Silver Mine is a splendid white corn. In 1894, the poor corn year, it yielded at the rate of ninety-seven and one-third bushels to the acre. It has no barren stalks. The ears are very even in size, being but little smaller at the tip than at the butt, and corn is well filled out over the tip.

**Longfellow Flint.** This is an eight-rowed Yellow Flint Variety, the result of careful selection. The ears are from ten to fifteen inches long, one and one-half to one and three-fourths inches in diameter, are well filled out to the extreme end of cob.

**Kaffir Corn.** One of the best forage plants. If the crop is wanted mainly for fodder, it is recommended to cut down the whole stalk when the first seed heads come into bloom.

**Dwarf Essex Rape.** A forage plant of great merit, easily grown in any part of the United States, on any land that will raise turnips or corn, and will furnish abundant supplies of succulent, rich, nutritious pasture, at a season when it is most needed.

**Russian Sunflower.** This is highly prized by poultry raisers and farmers as a cheap food for fowls. It is immensely productive and can be raised cheaper than corn, as any waste piece of ground will suffice. It is the best egg-producing food known.

## POP CORN FOR SEED

**White Rice.** The most popular of the varieties with the popcorn men.

**White Pearl.** A very handsome, smooth grained variety.

**Golden Queen.** A fine yellow grained sort.

**Pop Corn for Popping.** This corn we run through our drier to put it in perfect shape for commercial purposes and must not be confused with what we offer above for seed purposes.

## PERFECTION GARDEN CULTIVATOR

Different from Others—Superior to All.

The lightest garden tool on the market.

Easiest to adjust.

Strongest in workmanship.


Easiest to operate.

Is a complete machine within itself.

Needs no extra parts.

The only garden tool made that throws the soil to or from the plants without extra attachments.

With four discs, on which 7½-inch, 8¼-inch or 8¾-inch knives may be used.



### BULBS, PLANTS, ETC.

Bulbs, Plants and Shrubs are in a class by themselves. There are bulbs for spring planting and bulbs for fall planting. Some shrubs do best when planted in the spring, others when planted in the fall. Roots of the perennial plants may be planted in fall or spring. Plants of the small fruits usually do best when planted in the spring. When ready to order your supplies in this department let us figure on your needs.

### FERTILIZERS

Fertilizer Values Vary. Write for Prices.

The value of Commercial Fertilizer is well known. There are many different brands and combinations—each of which has its value for certain crops and conditions of soil. The element that is lacking in the soil is what the special fertilizer supplies. Write for our prices and for information as to kinds.

**Hotbeds.** While early in the year plants may be started in a sunny window, it is of profit and advisable to use hotbeds and cold frames for even a small garden. From the first to the latter part of March is quite early enough to make a hotbed. The time must vary according to the latitude. Provide a quantity of fresh horse manure from the stables, and add to this, if they can be had, one-third to one-half its bulk of leaves. Mix them thoroughly, tramping down the mass in successive layers, and form into a large pile, so that fermentation will proceed, even in severely cold weather. In two or three days fermentation will be apparent by the escape of steam from the heap. Now turn again, and allow the heap to remain two or three days longer, or until the second fermentation commences. Make an excavation or pit 2½ feet deep, and of a size suited to the number of plants required. The pit will be better if built up of brick. It should be made in some dry, sheltered spot, facing the south or east, if possible. Hotbed sashes are usually 3x6 feet, and one or two sashes will give early plants enough for a small family. The frame for sashes should be 18 inches high at the back and 12 inches in front, which will give the proper slope to catch the sunlight. Cross-pieces should be placed for the sashes to slide on, to facilitate opening and shutting the frames. When everything is ready, the manure is placed in the pit and trodden down firmly in layers to the required depth, 2 to 2½ feet. Then put on the sashes, and keep the pit closed until the heat rises. At first it will probably be 100 degrees or more, which is too hot to sow the seed in; but in two or three days it will subside to 90 degrees or a little less, when the soil may be put on to the depth of 6 to 8 inches. The heat may be readily ascertained by plunging a thermometer into the manure. The soil should be of well-rotted sod (or common garden soil will do), mixed with about a third of fine old manure; and in this the seeds may be sown thinly in drills 2 to 3 inches apart, and afterward (as soon as out of the seed-leaf), either thinned out or else transplanted to another frame. Air must be given every mild day by raising the sashes at the back. Water with tepid water whenever necessary, and during cold nights and snowstorms keep covered with mats or board shutters. Tomatoes, Peppers and Egg Plants should be sown in a separate frame from Cabbage, Cauliflower and Lettuce, as they require more heat. The same directions may apply to hotbeds made on the surface of the ground, except that the manure should be at least a foot wider on all sides than the frame.

**Cold Frames** are simply frames with tops of glass or cloth set on the ground, no bottom heat being applied. It is banked up on the outside during the winter with marsh hay, straw, or coarse litter. The soil is prepared by forking in and thoroughly mixing to the depth of 10 or 12 inches a liberal quantity of old, well-rotted manure. The manure of an old hot bed is good for the purpose. The frame is prepared in the fall, and young Cabbage, Cauliflower and Lettuce plants are set out in it in time to get well established before very cold weather. Cauliflower and Cabbage should be set down to the first leaf, and the soil made firm around the plants. The seed is usually sown, in this vicinity, from

the 15th to the 20th of September. The young plants will be ready to transplant in about 25 to 30 days. During cold nights and stormy days the beds should be closely covered with the sashes, and these further protected by straw mats or shutters. Cauliflower needs more and closer protection than Cabbage, and it is rather more tender. During mild days admit air freely, the object being to keep the plants in a dormant state, without actual freezing, so that when spring comes, they are in a forward state for setting out. Seeds of Cabbage, Cauliflower, Lettuce and Radish may be sown in a cold frame in the spring from the last week in February to the first week in March. The frame should stand in a warm and sheltered spot, and be kept from freezing by mats or a thick covering of straw during cold nights.

Even before the hotbeds are made or the first seed purchased the garden should be planned on paper.

If the garden has not been drained, preferably by tile, and there are very few pieces of ground that do not need drainage, an effort should be made to get rid of the surplus water so that the soil may warm up rapidly and bacterial life so necessary to plant life begin.

Frequently the application of lime or limestone is more necessary than the application of commercial fertilizer and this question, too, must be answered early.

Stones and stumps, along with trees of no value, should be removed from the garden, and every effort possible made to get ready for the rush that comes with spring planting. There are easy ways as against the difficult ways of gardening, and from time to time the work should be carefully thought over with the idea of saving every effort possible. First of all, the vegetables should be planted in long rows, so with a wheeled tool like the Perfection Garden Cultivator one can quickly cultivate the garden without stooping. It is also possible now to set plants while walking in an upright position and avoid the backaches and suffering of other years by using a Masters' Rapid Plant Setter. Tools like these should be secured before the day they are needed.

**Pulverized Sheep Manure.** Humanity builds the results of its learning into little sayings; of them one is, "The sheep's foot is gold." Generations of farmers learned that where the sheep were kept or pastured later grew rich crops. So we are offering sheep manure that has been pulverized, screened and dried till it contains no weed seed and is in the most perfect condition for handling. Where the ant was found to follow the application of bone meal to lawns, the application of this Pulverized Sheep Manure was followed only by good results. Its effect is not only immediate but lasting. For a potting soil one part of this manure to six parts of the soil was found to be preferred. For the making of a liquid manure one pound to six gallons of water was superior. It has no objectionable odor, nor does it offend by its appearance. When heavily and freshly applied to lawns it is barely discernible. A heavy application is not to be feared but to be advised for house plants, lawns, flower gardens, fruit or vegetables. Prices upon request.

#### LOCAL NAMES OF SEEDS

We frequently have calls for seeds under names that are not generally found in the catalogue. In most cases of this kind there is a standard catalogue name for the article and we usually locate it easily from the description the customer gives of it. If you do not recognize the desired article from the catalogue names let us know and we shall endeavor to locate it and get it for you if we do not have it in stock.

#### SUNDRY REQUISITES AND SUPPLIES

There are many requisites and supplies that we do not have room to list in our catalogue. We aim to have all seasonable articles on hand and can supply all of these at the time they are required. There are different makes of tools, different brands of requisites and different kinds of supplies all having merit. When we know what you prefer in any of these lines we can meet your requirements.

# A PAGE ON FUNGICIDES AND INSECTICIDES

The attempt to summarize the militant ways of man in his battle with disease, fungi, and insects that attack our plant world, would be, because of its brevity, somewhat imperfect. This quickly developed science that is rapidly progressing fills volumes of space. In the effort to be brief, which means we cannot be concise, we might say of the plants' enemies that they are: first, fungous diseases; second, insects that eat or chew the plant; third, insects that suck the plants' juices; fourth, insects that bore into the plant.

**FIRST.** The **Fungous Diseases** of plants may be thought of as blight, mildew, spot, speck, dry rot, black rot, rust, scab or mold, etc.

The remedies applied are called **Fungicides**. They may be preventative or cures, or both. Some of them are as follows:

### Bordeaux Mixture

Copper Sulphate .....	6 pounds
Quicklime .....	4 pounds
Water .....	40 gallons

Dissolve the copper sulphate by putting it in a bag of coarse cloth and hanging this in a vessel holding at least 4 gallons, so that it is just covered by the water. Use an earthen or **wooden vessel**. Slake the lime in an equal amount of water. Then mix the two and add enough water to make 40 gallons. It is then ready for immediate use.

### Ammoniac Copper Carbonate

Copper Carbonate .....	1 ounce
Ammonia .....	enough to dissolve the copper
Water .....	9 gallons

The copper carbonate is best dissolved in large bottles, where it will keep indefinitely, and it should be diluted with water as required.

### Copper Sulphate Solution

Copper Sulphate .....	1 pound
Water .....	15 gallons

Dissolve the copper sulphate in the water, when it is ready for use. **This should never be applied to foliage, but must be used before the buds break.** For peaches and nectarines use 25 gallons of water.

Practically all insecticides and fungicides are now put up in concentrated form, saving the gardener the trouble of mixing the ingredients. Frequently this prepared article is superior to that which could be mixed at home, and often cheaper. In this buying one has a choice as between the fluid, paste or dry forms at times.

**SECOND.** Insects that chew or eat the plant may be bugs, caterpillars, worms or slugs. The poisons we feed to this class of our enemies we call **Stomach Poisons**, and some of them are:

### Paris Green

Paris Green .....	1 pound
Water .....	250 gallons

If this mixture is to be used upon peach trees, 1 pound quicklime should be added. Repeated applications will injure most foliage unless lime is added. **Paris Green and Bordeaux can be applied together with perfect safety.** The action of neither is weakened, and the Paris Green loses all caustic properties. If applied as a powder it should be mixed with flour or plaster, 100 parts to 1 part Paris Green.

### London Purple

This is used in the same proportion as Paris Green, but as it is more caustic, it should be applied with lime or with the Bordeaux Mixture.

### Hellebore

Fresh White Hellebore .....	1 ounce
Water .....	3 gallons

Apply when thoroughly mixed.

### Arsenate of Lead

Among the insecticides none stands higher than this. It adheres and does not injure the most tender foliage, does not readily wash off, and as it is white it shows where it has been applied. It remains so well suspended in solution as to give an even distribution.

**THIRD.** Insects that suck the juices of plants may be plant lice, mealy bug, green and black fly, red spider, scale, etc. The poisons we apply to this class of our enemies kill by striking through the insect's skin, and are referred to as **Contact Poisons**. Some of them are:

### Kerosene Emulsion

Hard Soap .....	½ pound
Boiling Water .....	1 gallon
Kerosene .....	2 gallons

Dissolve the soap in the water, add the kerosene, and churn well with soap for 5 to 10 minutes. Dilute 10 to 15 times before applying.

### Tobacco Dust or Tea

The aphid or plant louse is not apt to go where there is tobacco dust, and a tea made from tobacco—just tobacco boiled in water till the water is dark—is an excellent remedy for this class of pest.

**FOURTH.** Insects that bore into the tree or plant are retarded or injured by having Tanglefoot put in their way or Fish-Oil Soap or Whale-Oil Soap smeared or washed upon the plant's trunk.

Frequently some combinations of the above Fungicides and Insecticides may be made with advantage, as Bordeaux with Arsenate of Lead, or Kerosene Emulsion with Paris Green. Again, in advertised articles upon the market are found some very superior combinations, one of which we list below.

## GARDEN PESTS AND THEIR CONTROL

The suburban dweller, the diversified farmer, and the owner of the small country place have always been seriously handicapped in their efforts to combat insect pests, which so often injure or destroy the foliage and fruit of the various plants they attempt to grow.

Experts have realized for a long time that the only method for the protection of the small fruit raiser and home gardener, was a universal insect destroyer—some preparation which would be exceedingly simple to handle, and which would control as many as possible of the insects which infest all manner of growing plants.

### “CORONA DRY” SOLVES YOUR PROBLEM


This product is the result of many years experiment and trial in all parts of the country. It solves the problem of controlling almost all leaf-eating insects, in a particularly efficient manner.



Applying Corona Mixture



# ONION SETS



RED

WHITE

YELLOW

**Onion Sets.** Should be planted as early in the spring as convenient, to obtain early green onions, but they may be set at any time up to June 1st. Set in rows a foot apart and three to four inches between them in the row. Any good soil will suit them. When grown in quantity, high cultivation is given in order to forward the crop for an early market. They are ready for use as soon as the bulbs begin to be of fair size. Those not used in green condition will ripen early in July and make nice Onions. Potato and top onions are grown from bulbs only, growing in clusters. These clusters are separated and the smaller ones kept for seed. There is no crop which pays better than the first load or so of green onions in the market. Onion Sets will make this crop for you. Why not grasp the opportunity offered. Out Sets are carefully grown and choice; they will give the largest returns for the money invested if the product is sold, or excellent green onions for home use at a time when a fresh green vegetable is needed.

A quart of Onion Sets will plant a 20-foot row. Several quarts planted as soon as the frost is out of the ground will make green onions to eat much earlier than the seed and if they are not all eaten green, will grow rapidly and can be used later as large onions. The right way to do is to plant plenty of Onion Sets early in the Spring and plant a row each week for several weeks and you will have tender, crisp, young green Onions to eat until quite late. You can also plant Onion Seed to make a good crop of Late Keeping Onions for Fall and Winter use.

Onions require **rich, loose** ground, should be weeded and cultivated frequently and will yield very large crops on good, well-manured ground and are very easy to grow and harvest. Any amateur gardener should have good success growing Onions and they are also a very profitable crop to raise for the local market or to sell your neighbors, either pulled and bunched early as green Onions or harvested later as large, dry Onions.

The varieties of Onion Sets are:

Yellow Bottom Sets  
Red Bottom Sets  
White Bottom Sets  
Brown Bottom Sets

Yellow Multipliers  
White Multipliers  
Potato Onions  
Pearl  
Yellow Bermuda

Shallots  
Winter Top Sets  
Genuine Top Sets  
Crystal White Wax

---

---

## PLANT ONION SEED AND ONION SETS

Grow More Onions

Eat More Onions

Add Years to Your Life

