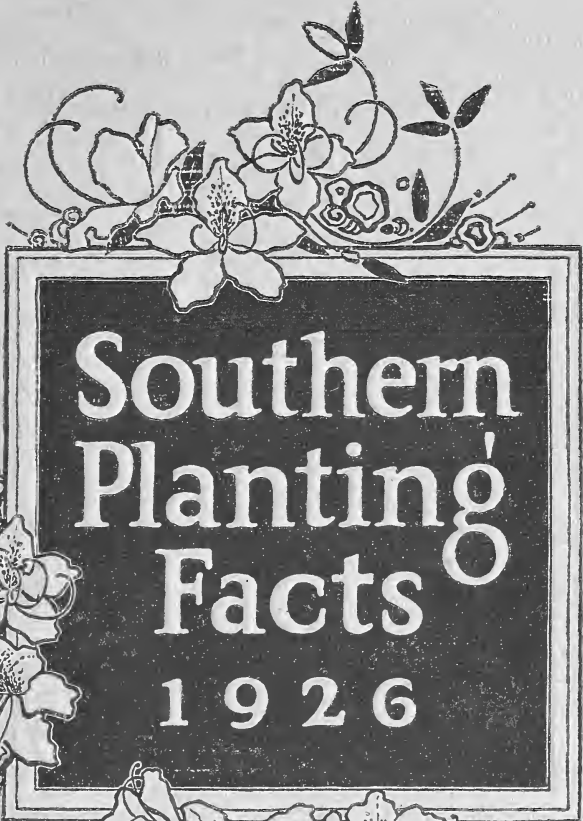



Historic, archived document

Do not assume content reflects current scientific knowledge, policies, or practices.

62.17



Southern
Planting
Facts
1926



**GLEN SAINT MARY
NURSERIES Co.**
GLEN SAINT MARY, FLORIDA

Terms of Business

Location.—General Office and Nurseries at Glen Saint Mary, Florida, on the Seaboard Air Line Railway, and the new concrete highway, thirty miles west of Jacksonville. Office and Citrus Nurseries at Winter Haven, Florida. Office and General Fruit Nurseries at Chipley, Florida. Landscape Office at Jacksonville, Florida.

Long-Distance Telephone and Western Union Telegraph office in our main office.

Invitations to Visitors.—We take pleasure in showing our stock to persons wishing to purchase; if notified in time, we will meet visitors at the station on arrival.

No Agents.—We employ no agents, and have no connection with any other nursery. Trees sold to dealers must be resold by them upon their own responsibility. We are responsible only to parties purchasing direct from our nurseries.

Minimum Orders.—We do not care to ship orders amounting to less than \$2.

Applying Prices.—Five, fifty and five hundred trees of one class, at ten, hundred and thousand rates, respectively, purchaser's selection from varieties of one fruit having a common price. For instance, fifty or more peaches, in one or more varieties, would come at the hundred rate, and five hundred or more at the thousand rate. The foregoing does not apply to badly assorted orders, or to long lists made up of a few each of many varieties.

Terms Cash with order, if for immediate shipment. Orders for trees to be held for some weeks after the shipping season opens should also be accompanied by full payment. On orders booked in advance of the shipping season 25 per cent down, with the balance due when the shipping season opens. We do not care to ship C. O. D.

Remittances.—To secure safety and prompt acceptance, remittances should be made by Bank Draft, Express or Post-Office Money Order, Registered Letter, or Prepaid Express.

Method of Shipment.—Shipping directions should be plainly written, and we urge our customers, in all cases, to use our order sheets. We shall be pleased to forward additional ones upon application. Kindly indicate whether shipment is to be made by freight, express or mail. When method of shipment is left to us, or when no directions are given, we will ship according to our best judgment, by such means as we believe to be in the best interests of our customers.

Transportation at Purchaser's Risk and Expense.—All transportation charges are to be paid by the purchaser, and our responsibility ceases upon delivery to forwarding companies; claims for losses or damages must be made upon the latter. We will, however, start a tracer for delayed shipments, if notified, and use every means at our command to secure prompt delivery, or recovery in case of damage or loss.

Shipping by Parcel Post.—In ordering trees or plants for shipment by post, add 25 per cent to the list price, to cover cost of packing and postage.

Time of Shipment.—Unless instructed otherwise, orders received during the shipping season will be forwarded as soon after their receipt as possible, and orders booked in advance will be shipped as soon as may be after the shipping season opens.

Shipping and Planting Season.—November to March for all trees and shrubs grown in the open field; balled plants, bamboos, grasses and pot-grown plants may be shipped at any time. Shipments March to November should go by express or post. Prices in this catalogue cover the shipping season of 1925-26, ending May 1, 1926.

Selecting Varieties suited to locality is of the first importance, and can often be more advantageously done by ourselves than by purchasers. We are always glad to aid our customers in their selections, when so desired, and will, upon request, cheerfully furnish additional information in regard to the adaptability or desirability of particular varieties.

Substitution.—It is our desire to furnish stock exactly as ordered. On orders for commercial planting, substitution of varieties will not be made without permission from customer. On small orders, items which we are unable to supply will be omitted unless we are instructed to substitute.

Printed Labels attached with brass wire to everything sent out.

We Guarantee all stock sent out to be well rooted, well grown, true to name, properly packed, and shipped according to instructions. Our liability under the foregoing guaranty is limited in amount to the original price received.

Claims.—If, by any possibility, errors should occur, they will be promptly rectified, if claim is made within ten days after the receipt of the goods.



Palm Planting and Our Office

ESTABLISHED 1882

1926

INCORPORATED 1907

GLEN SAINT MARY NURSERIES CO.

H. HAROLD HUME President
 H. E. CORNELL Vice-President
 A. B. JOHNSON Treasurer
 E. L. STEELE Assistant Treasurer

C. R. STEPHENS Secretary
 A. TYLER Assistant Secretary
 R. L. WOLFE Assistant Secretary
 H. A. TURNER Assistant Secretary

W. B. MATHIS, Field Manager



GLEN SAINT MARY, FLORIDA

GENERAL NURSERIES

WINTER HAVEN, FLORIDA, *Citrus Nurseries*

CHIPLEY, FLORIDA, *General Fruit Nurseries*

JACKSONVILLE, FLORIDA, *Landscape Office, 3555 Saint Johns Ave.*



Interior of our packing-house at Glen Saint Mary

FOREWORD

IN THE region where the Glen Saint Mary Nurseries are located, a large number of plants, adapted for outdoor culture, are grown. How many there are no one knows. The gardens of the South have been enriched by exotics from many lands, to say nothing of the worth-while plants native to the South. From year to year the list of available plants is being increased, and it has always been our practice to give every promising new plant a fair trial.

There are now growing on the grounds a very large number of varieties and species, which may or may not find their way into the catalogues of the future. Always it is our desire to test carefully and thoroughly every new plant before cataloguing it. At Glen Saint Mary, an experiment station of no mean proportions is being maintained along different lines, and experimental work with many plants is constantly under way. By this means we add to our own knowledge of plants and their behavior, and to our customers goes the benefit of what we learn. This is only one of the many ways in which we serve our customers, and it is one of the things which have placed the Glen Saint Mary Nurseries in the position they now occupy as one of the foremost nurseries of the country.

There has been a constant and growing demand for nursery stocks of all kinds in the Lower South. We are in better position to meet this demand now than we ever were before. The growing season has been particularly favorable, and we are able to offer a large and varied stock of plants of the finest quality. As always, quality is placed first, and we have not, nor will we, sacrifice quality for any consideration. A tree or plant must, first of all, be a good one, or it is not worth while.

GLEN SAINT MARY NURSERIES COMPANY

H. HAROLD HUME, President


GLEN SAINT MARY, FLORIDA

October 1, 1925



Citrus trees in our nursery, one year from bud

Citrus Fruits



THE GLEN SAINT MARY NURSERIES COMPANY has for a great many years grown by far more citrus trees than any other nursery in the world. While we do not grow citrus trees exclusively, producing other nursery trees as well, still the growing of citrus trees has always been the paramount and largest interest of our nursery business. Words like "largest" or "biggest" do not necessarily mean much to a prospective buyer until he stops to consider that the reason for this largeness is nothing more or less than the result of a continued and ever-increasing demand for stock that has absolutely made good with our customers in every sense.

It is not our purpose to give a history of the citrus industry or to write a complete treatise on the culture of these fruits. The subject is too broad. The prospective planter has a general knowledge of the business, gained by association with it in some of its phases, and our forty-five years of experience in it are entirely at his command by personal visit or by mail.

We ourselves are deeply interested in Citrus Fruits. Our groves, young and old, embrace several hundred acres and we are adding to our plantings from year to year. The only time when Citrus Fruits have not generally brought satisfactory prices was when the distribution was poor and the marketing facilities inadequate. These conditions have, however, been rectified and there now appears to be no good reason why the orange-grower should not face the future with confidence.

Sour Orange, Rough Lemon, and *Citrus trifoliata* seedlings used in our nurseries are grown in our own seed-beds, thrifty, vigorous, well grown, carefully selected and graded at time of setting in the nursery rows. They have not been forced beyond their normal growth.

After transplanting in the nursery rows, the stocks are carefully fertilized and cultivated according to the methods worked out in the forty-five years of our nursery experience. Needless to say that, in this period of time, we have learned how to grow the very finest nursery trees that can be produced. That our customers agree with us is evidenced by the increasing volume of our business.

We know the comparative value of different sorts because we are growing them in our test orchards. In these orchards the largest-known collections of Citrus Fruits are to be found. For instance, at the meeting of the American Pomological Society in Washington, in November, 1913, we exhibited eighty-three varieties of Citrus Fruits of our own growing. No such collection of Citrus Fruits grown by one firm was ever before brought together. Not all of these varieties, are, of course, offered in our lists; but the best, as determined by actual test in the citrus districts, are propagated.

The varieties we are propagating are selected strains, with a straight-line history going back to an individual tree of known merit. In our propagation work, care is taken to select well-developed buds from trees of authentic parentage, thus making sure that the young trees are true to name—quality trees in every particular. At the time the trees are sold, the roots of one-year trees are three to five years old. The age of the root has an important bearing on the established character of the trees, as well as on the time the trees will come into bearing.



STOCKS FOR CITRUS TREES

To one not familiar with the industry, about to plant Citrus trees, the question of which stock to use must seem very perplexing. So many apparently conflicting claims for and against this or that root system are made. However, it should be remembered that the knowledge of an individual grower, unless he be a very extensive one, possibly may not extend beyond his own grove or his own immediate locality. Our experience and observations of many years embrace the entire citrus area.

Citrus trees can be grown on roots of any member of the whole citrus family. We have tried a great many of them. Most of them, for one cause or another, are not adapted for citrus fruit culture under general conditions. We have found that practically all requirements for success under different climatic and soil conditions can be met with Sour Orange, Rough Lemon, or *Citrus trifoliata* stocks.

Instead of being difficult to arrive at, we believe the choice of stocks almost imperatively settles itself. Each of the three stocks on which we grow Citrus trees possesses distinctive marked characteristics as well as adaptability to the location in which it should be used. Successful, heavy-bearing, beautiful groves are produced from trees on all of these stocks. But no one of them will meet all conditions. It is largely a matter of soil, location and climatic conditions.

ROUGH LEMON. This stock has a decided influence on the variety top worked upon it, especially as affecting its growth and degree of hardiness. Rough Lemon is the thriftiest growing of all stock and induces a vigorous growth of top. On account of its wide-spreading root system and very thrifty growing characteristics, it is the best stock for light sandy soils. Trees worked on it do well on soils so lacking in fertility that other stocks would be complete failures. On account of its rapid, vigorous growth, trees on Rough Lemon stock are more tender than when propagated on other stocks and should be planted where there is little or no danger from cold. As a rule, light sandy soils such as are found on the lower East Coast and in the high rolling regions of Polk, Orange and Lake Counties are quite immune from frosts, and to this type of soil the Rough Lemon stock is best suited.

SOUR ORANGE. No stock on which citrus fruits are produced is more widely used than Sour Orange; no stock is better adapted for the production of healthy, vigorous trees and fine quality fruit under a wide range of soil and climatic conditions. The first budded groves in Florida were grown on Sour Orange roots and this stock is being used almost entirely in all of the other citrus-producing sections of the world. It is a deep-rooted stock, healthy, free from disease and hardy. It

is adapted to the heavier soils such as good flat woods land, hammock and muck, and on these lands produces fine, vigorous trees. For the production of high-quality, late-keeping fruit it is unsurpassed.

CITRUS TRIFOLIATA. This is the hardiest species of citrus known in this country. It has become of great importance as a stock for Citrus trees of all kinds. Varieties budded on it are made harder because of its dormant and hardy character, and the fruit is of exceedingly fine quality, ripening two or three weeks earlier than if budded on other stocks.

For the Satsuma Orange, it is the only stock to use, because of its influence on the quality of the fruit and the fruitfulness and hardiness of the tree. It is adapted to planting on alluvial lands, clay lands, soils underlaid with clay, and those which naturally contain plenty of moisture or to which water can be applied by irrigation. It should not be planted on high, dry, sandy lands lacking moisture. On such soils it is a failure.



Where our citrus stocks are started, at Dundee, Florida



VARIETIES PROPAGATED ON DIFFERENT STOCKS

Some varieties are more successfully grown on certain stocks than on others. Having this in mind, as well as certain other features, we do not attempt to grow or to offer to our customers citrus nursery trees of every kind budded upon each of the three stocks. It sometimes happens of course that a variety on one of the stocks is sold out, in which case it cannot be supplied until the next season. For this season's trade we have propagated the different varieties as follows:

VARIETIES ON ROUGH LEMON STOCK—

Oranges: Hamlin, King, Lue Gim Gong, Parson Brown, Pineapple, Tangerine, Temple, Valencia.
Grapefruit: Duncan, Marsh Seedless, McCarty, Triumph.
Lemons: Ponderosa, Villa Franca.
Limes: Tahiti. **Kumquats:** Marumi, Magami, Neiwa.

VARIETIES ON SOUR ORANGE STOCK—

Oranges: Hamlin, King, Lue Gim Gong, Parson Brown, Pineapple, Ruby, Tangerine, Temple, Valencia, Washington Navel.
Grapefruit: Duncan, Marsh Seedless, McCarty, Triumph.
Lemons: Ponderosa, Villa Franca.

VARIETIES ON CITRUS TRIFOLIATA STOCK—

Oranges: Homosassa, Lue Gim Gong, Parson Brown, Pineapple, Satsuma, Tangerine.
Grapefruit: Duncan. **Kumquats:** Marumi, Magami, Neiwa.

Prices on All Standard Varieties of Citrus, except Kumquats On Sour Orange and Rough Lemon Stocks. One-year buds on 4-year root system

	Each	10	100	1,000
2 to 3-foot grade.....	\$0 60	\$5 50	\$50 00	\$450 00
½-inch caliper.....	80	7 00	65 00	600 00
⅝-inch caliper.....	1 00	9 00	85 00	800 00
¾-inch caliper.....	1 25	11 50	110 00	1,000 00
1-inch caliper (2 years).....	1 75	16 00	140 00	1,250 00

Temple Orange on Sour Orange and Rough Lemon Stocks

Sold only under special Temple contract. Write for blank. All sizes. \$2.25 each, \$20 for 10, \$175 per 100, \$1,500 per 1,000.

Satsuma and Other Standard Varieties on Citrus Trifoliata Stock

	Each	10	100	1,000
2 to 3-foot grade.....	\$0 55	\$5 00	\$45 00	\$400 00
½-inch caliper.....	75	6 50	60 00	550 00
⅝-inch caliper.....	95	8 50	80 00	750 00
¾-inch caliper.....	1 20	11 00	100 00	950 00
1-inch caliper (2 years).....	1 60	14 00	125 00	1,100 00
1¼-inch caliper (3 years).....	2 25	20 00	175 00	1,500 00

Citrus trees are grown to a uniform height of 26 inches, and pruned for planting before shipment.

Applying Prices. Five, 50, and 500 trees of one class, at 10, 100, and 1,000 rates, respectively, purchaser's selection from varieties of one fruit having a common price. For instance, 50 or more grapefruit, in one or more varieties, would come at the 100 rate, and 500 or more at the 1,000 rate. The foregoing does not apply to badly assorted orders, or to long lists made up of a few each of many varieties.

A NEW CITRUS BOOK

For many years, "CITRUS FRUITS AND THEIR CULTURE" by H. Harold Hume, was the standard work on these fruits. It has been out of print for some years. On or before January 1, 1926, a new book on citrus fruits, by the same author, will be ready. Copies can be secured from us.

WRITE FOR OUR SPECIAL CITRUS CATALOGUE



View in one of our Orange and Grapefruit groves

ORANGES

Since the very earliest days, the Orange has attracted the attention of fruit-growers and fruit-consumers. Today it is one of America's most important fruit crops and based upon it an enormous industry has been built up, and in addition to its importance in commerce, it has lost none of the charm that has come down to us from ages past. From time to time during the period which has brought the Orange to its present important place in industrial development, it has been prophesied that too many trees were being planted, that the fruit supply would so outrun the demand that producers would not receive satisfactory returns from their crops. In moments of pessimism, many have been guilty of such predictions. Yet, they have not come true when the crop has been properly distributed and marketed, and, looking at the matter broadly, it is a safe venture to say that such a condition will never come about.

Our list covers the market season of Florida fruit. The list of standard varieties of Oranges which we are propagating for our customers cannot be improved upon, and when a planter has decided upon the season at which he desires to market his crop, the question of varieties to plant is easily settled.

With the establishment of our nurseries in 1882, the propagation of the Orange was undertaken. We have seen many varieties come and go. For over forty years we have been growing citrus nursery stock. Naturally, during these years we have learned much, and our work today is backed by a knowledge of how to grow good Orange trees that is of the utmost value to our customers.

Hamlin Orange

Throughout the history of commercial citrus culture in Florida, there has been a constant effort to find a high-quality, early, round Orange—one having early maturity combined with good flavor and attractive appearance, without the shortcomings of so many early Oranges. An Orange combining all of these good qualities has been in existence for more than forty years, and we are very glad now to be able to bring it to the attention of a larger number of tree planters.

In 1879, an 8-acre Orange grove was planted by Isaac Stone near Glenwood, Volusia County, Fla., for Mrs. Mary H. Payne, the mother of Mrs. A. G. Hamlin. Later, this grove came into the possession of A. G. Hamlin, formerly of DeLand, now of Tavares, Fla. A mixed lot of trees for this planting was procured from three small nurseries belonging respectively to Isaac Stone, Benjamin Cook, and Fred E. Norris.

In 1883, when Mr. Hamlin took up his residence in Florida, this grove was just beginning to bear. In the winter of 1884 his attention was attracted to the fruit on a tree in the grove which was entirely different from that borne by others in thinness of skin and height of color. It was very early in maturing and very superior in texture and flavor. Upon careful examination he found five trees of the same type in the entire 8-acre grove. Mr. Hamlin top-worked other trees in the grove to this variety. By 1895 he was selling from 300 to 500 boxes yearly, mostly in the DeLand market. It was



Glen Saint Mary Nurseries Co. Glen Saint Mary, Florida

Citrus Fruits


given preference over all other varieties of its season. Because it was such a favorite with Mr. Hamlin, it was commonly referred to as "Hamlin's Favorite."

Prior to the freeze of 1894-95, Mr. Hamlin seriously considered forming a large nursery company to extensively propagate and distribute this fine Orange. The freeze destroyed all of his trees with the exception of three, which happened to be partially banked with hay and trash piled up around them. From these trees so saved, Mr. Hamlin again started to propagate the variety. Eventually he budded about 15,000 trees and sold them under the name of Hamlin's Improved Pine-apple. Circulars were distributed and it was written up and described in the state press.

Mr. H. A. Wright, who was to have had charge of the proposed large nursery, budded two trees in his grove at Glenwood. One of these was killed in a later cold, but the other tree survived and still stands near a barn on the old Wright place. It was from this tree that we secured budwood for our first propagation of this variety.

Hamlin
Oranges

Before the incorporation of the Glen Saint Mary Nurseries Company and before the present officers were in charge, Mr. Hamlin brought this Orange to the attention of Mr. G. L. Taber, the proprietor of the nurseries prior to incorporation. However, it was not until December, 1913, that it was brought to our attention by Mr. F. W. Bredow, of Glenwood, Fla.,



Southern Planting Facts



Citrus Fruits

a resident there for over forty years. After the freeze of 1895 Mr. Bredow secured budwood of the variety and was propagating and selling it under the name of Norris Early Seedless. There is, however, no proof that this Orange originated with Mr. Norris. It could have come from any one of the three nurseries from which the trees were secured for the Payne grove planting in 1879. It appears that it was first recognized as a distinct variety in this grove.

We visited the old tree on the Wright place and secured a small quantity of budwood from it. With this we top-worked several old trees and a number of years ago planted a 10-acre grove of this variety on Sour Orange stock.

Inasmuch as Mr. Hamlin appears to be the original discoverer of this variety, perpetuated it, and his name was attached to it first as Hamlin's Favorite and later as Hamlin's Improved Pineapple, and inasmuch as it is the variety of which we secured budwood from the tree on the old Wright place which has a straight-line history back to the original tree in the Payne grove, we believe that the name should be Hamlin instead of Norris. We are accordingly straightening out the nomenclature of the variety.

For a number of years, while our trees were growing and while we were observing and testing this variety, we grew only a few trees. Each year, however, owing to our increased supply of budwood, we grew more. These few thousands of trees were always eagerly taken up by people who knew the Orange. Now our grove being older and larger and allowing us an adequate supply of budwood, we are in position to furnish our customers trees in larger quantities. Our experience showed us from the very beginning that this variety is an extremely vigorous grower, in fact, the most vigorous of all Orange varieties. It is a heavy, regular bearer and because of its early and fine appearance has always brought splendid prices. The old tree on the Wright place produced fourteen boxes the season of 1923-1924.

We have fruited and tested in our own test-grove of over eighty varieties, most of the round Oranges which have been offered the planting public. We have had other varieties under observation for many years, but until this Orange was brought to our attention we never knew a very early round Orange that did not have some serious drawback. Some are too large, others too small, still others misshapen. Several early sorts have thick, coarse, pebbly rind; others do not color well, and some are almost tasteless under most cultural conditions.

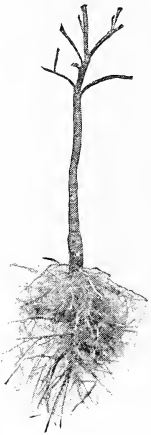
Hamlin is an ideal early Orange. It matures the later part of September and early October, somewhat earlier in the northern citrus belt than in the southern. In Polk County, it will pass the legal acid test of eight to one the first week in October, and it can be shipped at that time. It shows very good color as soon as it is mature enough to ship.

In color, it is a clear, golden yellow, tinged with deep orange-red, which becomes more pronounced if the fruit is allowed to hang on the trees until full maturity. The texture of the skin is wonderful. It has the smoothest rind of any round Orange known to us and it is a distinctly fancy fruit.

Its flesh is melting, very juicy, with real delicious Orange flavor at its earliest maturity. It is practically seedless—most fruits have no seeds at all, but some contain from one to three seeds. The sizes are those for which the market pays the highest prices. Several hundred boxes from our own trees, and shipments made by others which have come under our observation, have practically all run 176's and 216's, with, of course, a very few 150's and 250's. It is a medium-sized Orange, and over a period of years it has proved to be an excellent shipper. Its normal season is October 1 to 10, but it can be held sixty days later without deterioration. It should not be carried on the trees later than January 1 in most seasons.

In the Hamlin Orange we are not offering our customers a variety with which to experiment. It has been favorably known for many years in the vicinity of DeLand. We have demonstrated by actual test that it is a high-quality variety both in fruit and growth on the two standard stocks, Rough Lemon and Sour Orange. Over a period of eleven years we have tested it thoroughly and we know positively that it has no superior as a high-class, early Orange. We are firmly convinced that it will displace all other early round Oranges known today and become the standard early round Orange of Florida and the Gulf Coast.

Hamlin will be sold at the same regular catalogue prices charged for other varieties. Our trees are grown from buds taken from our own bearing, tested-out, commercial groves, and customers are assured that from us they will get trees true to name and as fine as can be grown.



WRITE FOR OUR SPECIAL CITRUS CATALOGUE



King Orange

The King Orange is the latest-maturing of the Mandarin (sometimes called the Kid-glove) group. It is ready for marketing in March and April. The fruit is of large size, flattened, deep orange in color, roughened and pitted on the surface, with a rather thick rind. The flesh is deep orange in color, quality excellent, with a sprightly, agreeable flavor in which sweet and subacid are well blended. The tree is an upright grower, with very dark green, shiny foliage. It is a very prolific sort and this, together with its late-ripening season and high quality of fruit, have combined to make it a very profitable variety. It always commands a high price in the markets. In any mixed orchard it is well worth planting, and it has a place in every home grove. This side of citrus fruit culture is very often lost sight of. Our whole attention is so often given solely to our commercial work that we lose sight of fruits to be grown for home use.

Lue Gim Gong Orange

The Lue Gim Gong Orange is an established commercial success. Based on reports from our customers, and upon the behavior of bearing trees in our own groves, we give the following information: In size, the fruit is large, packing 126 to 176 per box; in form oblong, carrying its full diameter well down to the rounded base. The color is a deep orange-red; skin smooth; sections ten or eleven in number; flesh deep orange, very juicy, and free from rag. The flavor is a rich blending of sweet and subacid and, when fully ripe, of delicious, unsurpassed quality. It is nearly or quite seedless. The fruit is a good keeper and fine shipper and in itself is very hardy and resistant to cold.

Lue Gim Gong trees are hardy, thrifty growers. In our own groves and nurseries we have observed during several cold snaps that trees of this variety invariably suffer less injury than any other variety of round or sweet Orange. With us there is no question but that it is the hardiest of the sweet Orange group. This statement is amply borne out by the observations of many growers under widely different conditions.


The tree is a good bearer, the equal, if not the superior of any late Orange in this particular. It is a regular bearer, and this is very unusual, for in the case of most late varieties, if the Oranges are allowed to hang on the trees until late in the season, the crop following will be light. It produces a low, well-rounded head, spreading rather than high and upright.

The fruit is edible in March and April, but is then too acid for most tastes. It begins to ripen in June, and from then on is delicious. It will hang on the trees for months, but for all practical purposes would be marketed as a remarkably late Orange for one year, say in June or July, or as an exceptionally early one for the next season, in September or October. From our own groves, Lue Gim Gong has brought us splendid prices and we recommend it for commercial planting.

Parson Brown Orange

This has been for many years considered the leading early round Orange of Florida. It is not all that might be desired but has been, up to now, the best early Orange grown on a commercial scale. It always brings good returns to the grower as it is shipped under its own name and is one of the earliest which will stand the Government acid test.

Our strain of Parson Brown goes straight back to the original source, and we have been growing it in orchard and nursery for more than twenty-six years. We have selected and re-selected it from bearing trees until we know there is no better Parson Brown than the old Carney Parson Brown, Glen Saint Mary selected and grown. It was introduced about 1878 by Capt. J. L. Carney of Lake Weir, Florida. The fruit is medium to large size, of fair quality, and is ready to market in early November or sometimes late October.



King Orange




Citrus Fruits

Owari Satsuma Orange

For many years it was believed that there was but one Satsuma Orange. The investigations of Dr. T. Tanaka, however, have shown that in Japan there are at least a half dozen well-marked varieties of Satsuma, with still others showing minor distinctions. A careful investigation of Satsuma orchards has been made in America by Dr. Tanaka and Mr. Leo. B. Scott, of the United States Department of Agriculture. They found that three strains of Satsuma have been unknowingly mixed together, propagated, sold, and planted. The result in the bearing orchards is most unsatisfactory, as the resulting crops are not uniform in size, quality, or time of ripening.

When the propagation of Satsumas was undertaken by the Glen Saint Mary Nurseries (trees were first offered for sale in 1888), but one single introduction was made. The propagating material of this strain came from Maj. O. P. Rooks, Fruitland Park, Fla. To this single introduction, all our subsequent propagations trace back. Orchards planted with Glen Saint Mary trees throughout the Gulf Coast country became noted for the fine, large, uniform, early-maturing crops of fruit they produced. An investigation made by Dr. Tanaka and Mr. Scott has shown that our trees in orchard and nursery consist of a pure strain—Owari Satsuma. This is the variety most commonly grown in Japan, where it has practically supplanted other strains. Through all these years—past thirty-eight years to be exact—this is the variety we have furnished our customers. This is so as the direct result of our policy of line propagation, beginning with a definite specimen of known worth. The fruits of Owari Satsuma are large, flattened, depressed at both stem and blossom end, deep orange in color, with thin smooth rind, which may be stripped from the pulp with the fingers without breaking the sections into which the fruit is divided (see illustration), and nearly or quite seedless. No citrus fruit that we know of surpasses a well-grown, well-ripened fruit of Owari Satsuma from our orchards. Trees of this strain are thornless, prolific, vigorous, rather upright growers. For years we have marketed our crop during October and early November, though sometimes we have shipped in September. Owari Satsuma is an extremely hardy tree, having gone through 15 degrees Fahr. without injury, and its natural hardiness is increased by budding on *Citrus trifoliata* stock. This is the only stock adapted to it, the only one on which we grow it. Young trees are heavy bearers, and under proper conditions an orchard of this variety brings early returns on the investment. It is particularly adapted to west Florida, southern Georgia, Alabama, Mississippi, Louisiana, and the Gulf Coast country of Texas. In this section Owari Satsuma is a high-class, profitable orchard fruit.



Owari Satsuma Oranges



Glen Saint Mary Nurseries Co. Glen Saint Mary, Florida

Citrus Fruits

Pineapple Orange

The fame of this variety was established many years ago, and of all the Oranges which have originated in Florida it has been most largely planted. It often happens that varieties in favor at one time are later supplanted by others, but this has not been the case with Pineapple. No orchard planting today is contemplated without considering this variety, and we venture to say that so long as Oranges are grown in Florida the Pineapple Orange will make up a generous part of the output. It originated in the heart of the old citrus belt of Florida, near Citra, in the grove of Dr. James B. Owens. Because of its peculiarly fine flavor and its fancied resemblance in flavor to a pineapple, it was so named. The fruit was first marketed in quantity by Bishop, Hoyt & Co. It soon established a reputation, a reputation it has maintained and increased from year to year.

The fruit is of good size, a deeper, richer red in color than any other round Orange we know. Of course, it has to become well ripened before its full color develops, and in some localities it takes on higher color than in others. In quality it is unsurpassed, its flavor being a rich blending of sweet and subacid peculiar to the variety. It not only resembles the pineapple in taste but also in odor. Pineapple Orange trees bear well. For its season, January to February, it has no superior.

Dancy Tangerine Orange

This Orange, a "kid-glove" Orange by the way, is so often referred to as a fancy fruit that its real value as a straight money-making variety is often lost sight of. Plantings of Tangerines have proved to be very profitable, and quantities now produced are always marketed at good profit. Moreover, it ripens and is ready for market when its extremely high color lends most value to its sale.

The tree is compactly headed, dense, and rather upright, but tending to spread as it grows older, the head being opened by the weight of heavy crops of fruit. It is a wonderfully prolific variety. The fruit is flat, of medium size, with very smooth rind and very high color; a brilliant deep orange-red, almost tomato-red, sets it in a distinct class from all other citrus fruits. Like Satsuma and King, the skin is very easily removed and the sections readily separated without breaking the juice sacs or soiling the fingers. The original tree was raised by the late Col. Francis L. Dancy, Buena Vista, Florida, and propagation was started about 1871. For the grower who desires to produce a high-grade fruit that is just a little out of the ordinary, Dancy Tangerine is a safe variety to plant.



Tangerine Oranges



The Temple Orange



Temple Orange Tree

In August, 1924, we acquired the nursery interests of the Buckeye Nurseries, Inc., Tampa, Fla. These were the largest nurseries in the world devoted exclusively to the growing of citrus trees. For many years the late Myron E. Gillett and his son, D. C. Gillett, occupied a foremost position in the citrus nursery business of Florida. Among their achievements was the introduction of the Temple Orange. In the transfer above mentioned the Temple copyright and franchise came into our possession and we have the sole right to propagate and distribute trees of this variety.

Since the introduction of the Temple Orange in 1917, we have had it under close observation and have investigated its behavior and characteristics from every angle. We have propagated it in the nursery, have planted it in our own groves, brought it into bearing and have watched with keen interest its performance in plantings of many others.

We believe that, propagated on the right stock and the trees properly handled on any good citrus soil, Temple is one of the finest Oranges that has ever been brought into cultivation. We have very complete knowledge of the behavior of Temple on three stocks, Sour Orange, Rough

Lemon, and *Citrus trifoliata*. It can be planted on lands to which these stocks are adapted with every assurance of success, if properly grown. See page 4 for information on stocks.

To produce high-quality fruit of this variety, the top or wood growth of the tree must not be too rapid. Rather must it be somewhat slower than that of other varieties, and in no case should it be unduly forced in growth. This can, of course, be controlled by properly selected root-stocks, by reducing the amount of cultivation given and fertilizer applied. It is an extremely precocious variety. We have seen Temple trees two years old, not more than 30 inches high, planted and cared for in the usual grove manner, bearing a crop of two dozen fruits. It could not be expected that this fruit, whether Temple or any other variety, would be of good quality. Not until the lapse of time has checked the vigorous growth of early years can quality fruit be expected. This applies with greater force to Temple than to any other variety with which we are acquainted. Either the grower must fertilize and cultivate so as to produce slow tree-growth and development, and thus improve the quality of the fruit borne by young trees, or grow his trees vigorously to large size, knowing that he will have no high-grade fruit from them until the trees have passed through their younger years of rapid growth and reached that period of maturity, say six to eight years, when their growth naturally slows down. Rapid tree-growth and high-quality fruit do not go together in any citrus fruit, and they are even less associated in Temple than in other varieties.


In growth-habit, the Temple is willowy and spreading. Oftentimes the trees will measure a greater distance across the top than they are tall. It resembles the Tangerine somewhat in growth but can be distinguished from that or any other variety. In outer appearance the fruit is very distinctive and beautiful. In color it is a deep orange-red with a smooth, firm skin. It is easily peeled without soiling the hands. The flavor is delicious and quite different from that of any other Orange.

The Horticultural Description of the Variety Follows:


Form oblate, tapering slightly to the stem; size medium to large, about $2\frac{1}{2}$ x $3\frac{1}{8}$ inches; color deep orange-red; apex broad, shallow depression sometimes navel marked; stem end of fruit tapering and usually creased; calyx small; stem slender; skin smooth or pebbled, leathery, thin, separating easily from the pulp, in this particular intermediate between Tangerine and round oranges; oil-cells spherical or slightly flattened; sections ten to twelve with very thin partitions; flesh orange in color, melting, free from rag, very juicy; juice sacs slender, spindle shaped and of medium size; acidity and sweetness well blended; flavor spicy, rich, vinous and very characteristic; seeds, about twenty, small to medium in size with green cotyledons; season January to April. There is every indication that this fruit is a hybrid between a sweet orange and some variety of the Mandarin group.



*The Temple
Orange*



More and more satisfactory financial returns from the production of citrus fruits is dependent upon the growing of strictly high-grade fruit. From every standpoint the Temple Orange is a fancy fruit. With its beautiful appearance and fine quality, it will, when the markets become acquainted with it, be in great demand. Temples are marketed during the latter part of the Tangerine season and later. It can be sold as an Orange of the so-called "Kid Glove" Orange group, for which there is a heavy demand and for which excellent prices are always obtained. The inclusion of Temple in the setting of a grove will yield a very profitable return for the planter.



Valencia Oranges

Valencia Orange

This is, perhaps, the most famous variety of fruit in the citrus industry. It is one of the two leading varieties of California, the most prominent in Spain, and the standard late Orange of Florida. It has been known by many names—Hart's Late, Tardiff, Valencia Late, etc.—and came to America from Spain in different ways, but it is all one Orange. Today it is the most widely grown late Orange and the only one to be considered for its season—March to June. Owing to the fact that it is practically the only Orange on the market at this time, Valencias command a fine price, and, consequently, plantings of this variety are very profitable. A survey of prices received for Valencias over a long period of years shows that the returns have been most uniformly good. In years of short crops, or held very late, instances of growers receiving as high as from \$7 to \$9 per box, net, on the trees, are not uncommon. The general average would be in the neighborhood of \$4. In planting Valencia, a locality should be selected that is reasonably free from frost or damaging cold, as the fruit remains on the trees throughout the winter months.



Glen Saint Mary Nurseries Co. Glen Saint Mary, Florida

Citrus Fruits


The tree is a strong grower and comes into bearing early. It blooms at the same period as other varieties—usually in February—but matures its fruit slowly, and it is not until over a year later, the following March, that it is ripe enough to ship. However, the trees put out bloom and set a normal crop while carrying the current or old one. It can be held on the trees until late May or early June, thus allowing for a wide marketing period. During the spring months, bearing Valencia trees, while they are carrying a mature crop, should not be forced into too active or lush growth. If this is done there will be a tendency for the fruit to turn green and dry out at the stem end. The heaviest application of fertilizer should be put on in June after the old crop is removed, and then again in the fall.

Valencia fruit is of medium size, of good color, with thin skin and firm deep orange flesh. It is practically seedless, containing only a very few seeds, is very juicy and, in quality, delicious. It is also a splendid shipper, is marketed under the name Valencia, and is most favorably received in all citrus markets.

Many years ago we tested out a number of strains of Valencia from both California and Florida. Most of them showed only slight variation in fruit or tree characteristics. However, we selected the one which showed the best tree-growth, bore the most desirable market sizes uniformly, produced the finest fruit, and proved to be the most prolific and regular bearer. This strain was from one of the greatest Valencia orchards in California. There are many strains of Valencia trees on the market, but we firmly believe that we offer our customers the best Valencia in existence.

Washington Navel Orange

In many ways this is the most remarkable Orange grown today. It is the Orange which standardized the output of California citrus orchards, and perhaps it is not too much to say that this single variety has been in a large measure responsible for citrus development in that state. Florida growers are not, or should not be, interested in it, because it will not yield enough fruit to pay for planting it. Fruit can be secured from trees budded on Rough Lemon or *Citrus trifoliata* stocks, but even then it has no place in a commercial planting. We grow it for our trade in other countries. The fruit carries its own trade-mark—the navel marking on the blossom end of the fruit. In size, it is large, the pulp meaty, not so tender and juicy as some of the finer varieties, but still a very fine Orange. It is an excellent shipper, and its high color and seedlessness are other important points in its favor as a market fruit. It can be grown successfully on heavy soils, on Sour Orange stock, in irrigated districts, and for such localities it is highly recommended. Introduced from Brazil, in 1870, it was exhibited at Riverside, Calif., in 1879 and shortly after that its propagation and planting were undertaken.



2 to 3 ft. 1/2-inch caliper 5/8-inch caliper 3/4-inch caliper 1-inch caliper

Citrus Tree Grades. The lines show where they are pruned to 16-inch stubs

WRITE FOR OUR SPECIAL CITRUS CATALOGUE




LEMONS

While not so hardy as the orange and pomelo, yet Lemons can be grown over a wide range of territory. Even in north Florida we have often been able to produce more fruit than we could use. Certainly no collection of citrus fruits for home use in the citrus belt is complete without a few Lemons, and in sections most immune from cold this fruit may be grown in quantity.

A number of years ago, before the newer sections of Florida were opened up, Lemons were raised in considerable quantities. A number of causes contributed to the reduction of the plantings, until at this time Lemons are grown in small numbers only. It is now quite certain that a return to the planting of this citrus fruit will make a profitable investment under proper conditions. The growing of Lemons for use in this state alone is an industry worthy of consideration.

Ponderosa Lemon

An exceptionally large Lemon, fruits weighing from 1½ to 2½ pounds. This fruit, while a great novelty, has at the same time a well-defined usefulness. The juice from one of them will make a large pitcher of lemonade. It can also be used in all the culinary ways in which ordinary Lemons are used. It makes a very fine, thrifty, ornamental tree




Villa Franca Lemons


and bears heavy crops when quite young. Two or three of these trees should be included in every home orchard planting.

Villa Franca Lemon

In our test orchards we have grown and fruited for years all the important commercial varieties of Lemons. As a result of these tests we are convinced that Villa Franca is the Lemon for Florida. It has taken first rank in many competitive exhibits, and is the variety to plant for either local use or for market. The fruit is juicy, strongly acid, and of fine quality, almost or quite seedless. The tree is quite free from thorns, a fine grower, and produces regularly fine crops of good fruit. A few trees to provide fruit for home use or for local market are a valuable addition to a citrus planting.



Original Duncan Tree



Sister Tree to Duncan

Though over eighty years old, these trees are still producing enormous crops of fruit

GRAPEFRUIT

The Grapefruit industry of today is a growth of not more than thirty-eight years. The increase in cultivation, production, and use of Grapefruit is without a parallel in American horticulture. It is Florida's greatest single fruit contribution to the tables of the world, and it is in Florida that its culture has reached its greatest development. Its consumption has increased faster than the supply. Extensive advertising in various ways, resulting in wide distribution, has been a large factor in popularizing this comparatively new and very wholesome fruit. In addition, it should be remembered that, tree for tree, a Grapefruit planting will produce twice the number of boxes of fruit that orange trees will at practically the same cost of production. For example, under the same conditions, assuming that a six-year-old orange tree will produce 2 or 3 boxes, a Grapefruit tree of the same age will yield 4 or 6 boxes. The market for Grapefruit is continually broadening, and canning the fruit has greatly widened its distribution. The trees bear heavy crops, and considering the very limited area where real Grapefruit can be successfully grown, the outlook is very satisfactory.

Duncan

We consider Duncan the finest Grapefruit grown. During all the years we have been in the citrus business (and during this time we have grown, observed, and tested a host of varieties), we have never found a Grapefruit which is quite the equal of Duncan in all-round desirability. It has everything a Grapefruit should have, and is lacking in no particular. Its size is exactly what the markets want and pay best prices for—54's to 70's. Its shape is round, slightly oblate, and it packs well. Color a clear light yellow, with oil-cells showing through the smooth skin. The juice content is particularly heavy and possesses more than any other Grapefruit the true sweet-bitter-acid-grapefruit flavor. The season of this fine Grapefruit is an extended one. It is ripe enough in color and quality to ship in early December, and it can be held on the tree without deterioration until late in May. We have been propagating Duncan for more than a quarter of a century. Our first budwood was secured from the original tree, which is illustrated on this page. About a hundred and ten years ago, a Spanish nobleman, Don Phillippi, settled near Green Springs, in what is now Pinellas County. There he planted Grapefruit seeds and grew a citrus grove. This is the oldest Grapefruit planting of which we have a record, and doubtless many of the old seedling plantings throughout Florida owe their existence to this Spaniard's enterprise. One of his trees, still living, produced fine fruit, and seeds of it were supplied to his neighbors. Duncan is a seedling of this original tree and was first brought to notice by Mr. A. L. Duncan, of Dunedin, Fla. Mr. Duncan discovered the tree quite by accident. The fruit was served him at tea one Sunday evening by Mrs. J. G. Snedecor, the owner of the grove in which the original Duncan tree stood. It was of such exquisite quality and so superior to any he had known throughout his years of experience as a grower that he became deeply interested in it. He exhibited specimens at the horticultural society meeting where the fruit attracted much attention. The ex-president of our



Duncan Grapefruit

company, Mr. G. L. Taber, secured budwood from the original tree through Mr. Duncan, grew trees of it, and first offered it for sale in the catalogue issued in September of 1895. Mr. A. L. Duncan said of it, "I do not know how either tree or fruit could be improved," and today it stands in a class by itself, even as it did then. We have been propagating Duncan ever since. The original Duncan tree at Green Springs, Fla., has weathered the storms, cold spells, and neglect of more than eighty years and is still bearing good crops. Through all the cold periods which we have experienced during the past quarter of a century, both in north and south Florida, we have observed that Duncan invariably has suffered less than any other variety. It is unquestionably the hardiest of all the Grapefruit.



Marsh Seedless Grapefruit

Marsh Seedless

This fine variety originated at Lakeland, Fla., and was first brought to notice and grown by Mr. C. M. Marsh, about 1895. Its most marked characteristic is its practically seedless fruit. Its marketing season begins in January, and, because it is so nearly seedless, the fruit can be held on the trees later



Marsh Seedless Grapefruit, continued

than all other varieties except McCarty, which is equally late. The fruit is very handsome in appearance, with smooth yellow skin. The quality is fine, a great favorite in the markets, and always commands good prices. It is becoming known as a distinct variety, and sells, not simply as Grapefruit, but under its own name. Like all other varieties of Grapefruit which we grow and recommend for commercial planting, Marsh Seedless fruits run in the sizes most desired by the fruit trade.

The tree makes a low, dense, spreading head, often measuring more across the spread of the branches than it does in height. It bears heavy, regular crops. In every well-balanced planting, Marsh Seedless should be given a liberal place.

McCarty Grapefruit

Many years ago the McCarty Grapefruit, an Indian River variety named after the late Mr. C. T. McCarty, attracted our attention. After keeping it under observation for several years, we decided to propagate it. It possesses in a marked degree the distinctive habit of producing its fruits singly instead of in bunches or clusters. This feature, coupled with its late ripening period and its very high quality have so impressed us with its merits that we have come to regard McCarty as one of the finest Grapefruits grown in Florida today. Because it does not grow in clusters, the fruit is very uniform in size and shape, and very free from those blemishes caused by clustering, such as extensive scale injury and misshapen fruits. We believe this variety is not surpassed by any other as a regular, uniform bearer. The fruit is of best market size, light, waxy yellow in color, with skin of beautiful texture. It is distinctly a fancy fruit; has a perfect Grapefruit flavor and the flesh is melting, free from fiber and rag when properly grown.



McCarty Grapefruit



Triumph Grapefruit

There is always a demand for an early Grapefruit, particularly for home use or for local market. Those varieties which ripen in midseason or later do not develop sufficient juice early in the season to make them satisfactory at that time. The Triumph Grapefruit fills the place of an early fruit better than any other variety with which we are acquainted. It is in good eating condition in November and has a season of about eight weeks depending upon the stock on which it is propagated and the citrus section where grown. It is a very prolific sort and the fruit, though smaller in size than our other varieties, runs very uniform. The size of the fruits may be materially increased by judicious thinning late in June. It is heavy, juicy, well-flavored, and smooth-skinned. It is sweeter than Grapefruit ordinarily is and in quality it is fine. The tree is quite an upright grower, with characteristic appearance and foliage. It is more susceptible to cold than other varieties and its location should be carefully selected.




Triumph Grapefruit

The Tahiti Lime

Of all the acid fruits which may be grown in Florida, the Tahiti Lime is one of the most satisfactory for home use as well as for commercial planting. It is not quite so hardy as the lemon and its culture should be confined to localities where there is little or no danger of injury from cold. It grows as a dense-foliaged, round-topped tree, 12 to 15 feet in height. It is a very vigorous grower and remarkably free from insect and fungus pests.

The fruit of Tahiti is of the finest quality for making ade. It is best suited for use when full size but while the skin is still green. In size and shape it resembles a small lemon, but it is a much smoother and nicer fruit. It is seedless, has a splendid Lime flavor, and is so much superior to other varieties of Limes that it is the only one we now propagate. Our experience has shown that the Tahiti Lime is a complete success on Rough Lemon stock. On this stock it makes a splendid growth and is very prolific. Matured fruit, partly grown fruit, and blossoms are found on the trees at nearly all seasons of the year, but the heaviest bearing season is in summer when the fruit is in greatest demand.

There is no purpose for which Lemons or the smaller Limes may be used to which Tahiti is not equally adapted. The variety should be given a place in every home orchard in southern Florida.



**Tahiti
Lime**



Nagami Kumquats

KUMQUATS

The Kumquat is the smallest of the citrus fruits in general cultivation in this country. Usually the plants are called bushes, for they do not make trees. The plant grows to a height of 10 to 12 feet, with a spread of branches about equal to its height. The bright, dark green leaves and deep golden yellow fruits make a very pleasing combination of color. The flowers are small, sweet-scented, and appear in June on the shoots produced earlier in the same season. The fruit ripens during the fall and winter, beginning with the month of November. As an ornamental alone, it is not surpassed by any other evergreen shrub with which we are acquainted.

In point of hardiness, the Kumquat ranks with the Satsuma orange. It will withstand temperatures of 15 degrees Fahr. and even lower.

We are the largest growers and shippers of this fruit in the country, having marketed from four to six hundred bushels of fruit annually for several years past. The crop has netted from \$2.50 to \$3.25 per bushel, sometimes selling as high as \$6 to \$10 per bushel. We have found it a profitable fruit to grow, as the trees yield well and can be planted close together. When gathering the crop we always cut the fruit from the trees with twigs and leaves attached, and pack a goodly proportion of leaves with the fruit. They are packed in quart baskets and shipped in strawberry crates. The fruit always sells better with foliage attached. This is an advantage, as the leaves help to fill up the baskets, and make a larger bulk than if the fruit alone were packed. The fruit is largely used for table decorations, and is in largest demand for Thanksgiving and Christmas holiday trade. Very appetizing jelly and marmalade may be made from the fruit, and it can also be crystallized. For commercial planting, or for use as an ornamental for home use only, Kumquats are well worth planting.

PRICES ON KUMQUATS—On Citrus trifoliata and Rough Lemon Stocks	Each	Per 10	100
1-year buds, about 1 to 2 feet, stocky.....	\$1 00	\$9 00	\$75 00
2-year buds, about 2 to 3 feet, stocky.....	1 25	11 50	100 00

Marumi. Fruit round, about 1 inch in diameter; bright golden yellow. Rind sweet, with pleasant flavor; pulp and juice sprightly; very fine. Tree forms a well-rounded, symmetrical head.

Meiwa. Fruit round, slightly larger than Marumi; pulp sweet when fully ripe. Of recent introduction and very desirable. Best of all Kumquats to eat out of hand.

Nagami. Fruit oblong, about 1½ to 2 inches long and 1 inch in diameter; fruit golden yellow; rind sweet; pulp and juice sprightly, of fine flavor. Tree forms a nice head, more open than Marumi.



New and Uncommon Citrus Fruits

On this and the following page we are offering a few new or uncommon citrus fruits. After many years, the citrus fruits commonly grown in commercial plantings have become fairly well standardized. In reality, this is the outcome of a large experience gained by many growers in different parts of the citrus districts. Had it not been for the testing of many sorts, we would not today have the exact knowledge concerning the behavior of different varieties that we now possess.

The varieties described here are old enough to have been fairly well tested out, and they are, in our opinion, worthy of planting. Some of them, we believe, will secure a place in commercial plantings as soon as they become better known.

The home-orchard is a neglected side of citrus culture at this time. Citrus trees are almost invariably planted to supply fruit for some distant market, and the wonderful variety of very fine fruits for home use do not receive the attention they deserve. The varieties described here are well worthy of a place in the home-orchard. From time to time, in the future, it is our policy to add to this list from the number of new sorts now under test.

Calamondin

Small, $1\frac{1}{4}$ inches in diameter, deep orange-red, flattened, with thin skin, easily separated from the pulp; sections easily separated as in the Mandarin oranges; juice clear, strong acid (5 per cent), with a pleasant, peculiar flavor. Very hardy, prolific, ripening during November and December. This citrus tree is very hardy. In north Florida it has shown itself to be nearly or quite as hardy as the Satsuma orange. It is a very handsome tree and well worth planting for its ornamental effect. The juice makes an "ade" that can hardly be surpassed in quality.

Eustis Limequat

This new citrus fruit is the first of its kind offered to tree planters. It is the result of a cross made a number of years ago by Mr. Walter T. Swingle, of the U. S. Department of Agriculture, between the Nagami kumquat and a lime. Mr. Swingle was trying to secure a hardy acid fruit and has succeeded even beyond his greatest expectations.

The fruit is oblong or roundish oblong, somewhat larger than the ordinary run of Key or Mexican limes, with skin resembling that of the grapefruit in color and texture, but with a flavor or taste peculiar to itself. The acid is clear and strong and of finest quality. The tree resembles somewhat the Mexican lime in habit of growth. It is hardy and may be grown at least wherever the sweet orange can be produced, and the indications are that its culture may be extended beyond these limits.

The introduction of this fruit makes it possible to produce an acid fruit of finest quality throughout the entire sweet-orange area. It is a very important addition to our list of citrus fruits, whether for market or for home use.



Eustis Limequat

Southern Planting Facts



Citrus Fruits

Foster Grapefruit (The Pink Grapefruit)

This variety of Grapefruit originated a number of years ago, as a bud sport on a tree of Walter's Grapefruit near Bradentown, Fla., and was introduced by Mr. E. N. Reasoner, Oneco, Fla., in ——. We have had this variety in fruit in our test-grove for a number of years and are very favorably impressed with its quality and general excellence. The flesh is purplish pink in color and in quality it ranks as one of the best of the Grapefruits. The outstanding feature of this variety is the very excellent quality it develops early in the season, and we class it as one of the best, if not the very best, early Grapefruit that we know of. It is well worthy of extended trial.

Mandarin Orange

The Mandarin or China Mandarin Orange is an old sort. It has distinct value as an ornamental tree and in some sections, notably in southern Louisiana, it is given preference in commercial plantings. Years ago we used to grow this variety in considerable quantity; then dropped it from our lists. Recently we have had so many inquiries for it that we are again growing a few trees of it.

The fruit is of medium size, flattened, deep yellow, with thin skin and loosely adhering segments. The flesh is dark orange-yellow, spicy, and of good quality.


The foliage is fine and small, and the growth willowy, combining to make it a very beautiful tree.

Thornton Tangelo

As its name indicates, this citrus fruit is the result of a cross between the Tangerine orange and the Pomelo or grapefruit. It originated a number of years ago as the result of a cross made by Messrs. Swingle and Webber of the U. S. Department of Agriculture. In habit of growth it is similar to the grapefruit, but the skin is easily removed from the flesh; in this particular it is like the tangerine. The fruit is smaller in size than most grapefruit (which, in general, it resembles). The flavor is very agreeable, a new combination of flavors, as might be expected from its origin. It is well worthy of a place in the home grove.

New and valuable citrus varieties on rough lemon stocks, Calamondin Lime, Eustis Limequat, Foster Grapefruit, Mandarin Orange, Thornton Tangelo; on sour orange stocks, Foster Grapefruit, Mandarin Orange, Thornton Tangelo. On *Citrus trifoliata* stocks, Calamondin Lime, Eustis Limequat, Mandarin Orange.

Prices, \$1.25 each, \$11.50 for 10, \$100 per 100



Foster Grapefruit



PECANS


In recent years the Pecan has become a very important nut, particularly in the Southern States, and it may be said that there is no other fruit or nut tree which fits so well into the general farming of this region as the Pecan. Cotton, corn, cowpeas and other farm crops can be grown to advantage among the trees when they are young, and even until the trees have begun to bear well. In short, the land may be farmed almost as though the trees had not been planted on it, yet the trees, under this management, will grow and do well. The region in which the Pecan may be grown, with a proper selection of varieties, extends from Virginia to Florida, thence west into Texas and Oklahoma. It is destined to become the most important horticultural tree in this whole region, and the Pecan orchards of the South will rival the apple orchards of the North and Northwest. The Pecan, under proper conditions, will continue to bear fruit long after other fruit trees planted at the same time have ceased to grow; in fact, a Pecan orchard is equal to many peach orchards—for instance, in length of life and fruitfulness. As shade trees they make handsome specimens and they are well adapted for street, road, and yard planting.


Pecan Soils

While it is a fact that the Pecan tree will succeed on a wide range of soils, it is wise, since it is a valuable, long-lived tree, to choose good land for the Pecan planting. This soil should not be low and wet; it should be well drained, yet it should contain a goodly supply of moisture. Sandy loams underlaid with clay, light clay lands and alluvial lands are suitable. The land should contain humus in large amounts for best results. Before planting, the land should be thoroughly cleared of stumps and roots; if it is good farm land, and in good farming condition, it will be ready for planting at once, but new lands, or those deficient in humus or vegetable matter, should be well broken, and planted in cowpeas or velvet beans for at least one season before planting. In autumn, after the vines are dead and dry, they should be plowed back into the land, and the soil well harrowed, to put it in best condition. This will add the needed humus to the soil.

Cultivation

The best cultivation for a Pecan tree does not differ materially from that given other kinds of fruit trees. The orchard should be plowed in autumn. Cultivation should begin early in spring before growth starts and should continue at intervals of a week or ten days





Curtis

Frotscher

Schley

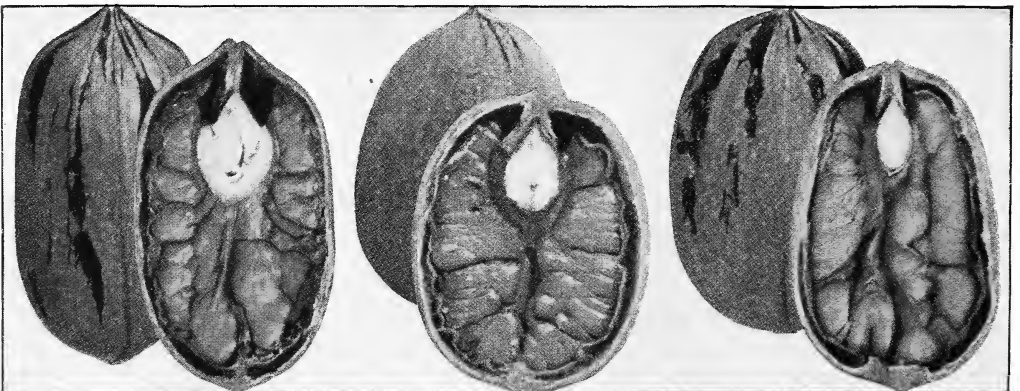
until about the first of July, when cultivation may be discontinued. If the land is planted in truck or farm-crops, there should be a strip of 5 to 6 feet on each side of the tree rows left unplanted. This strip should be cultivated regularly, to conserve moisture and keep the trees in good growing condition. In six to eight years after planting, the trees will begin to bear light crops, and by ten years they should be yielding fairly well. After this, it is doubtful whether it is good practice to continue cropping the land, both because the trees need the land and because the shade cast by them will interfere with the crops. Indeed, cropping may have to cease earlier, particularly if the trees are closely planted. Crops of cowpeas, beggar-weed or other legumes should be grown from time to time and turned into the land. A good fertilizer for young trees is one containing about 4 per cent ammonia, 7 per cent phosphoric acid and 3 per cent potash. For bearing trees increase the potash to about 5 per cent. Stable manure and wood-ashes can be used to advantage.

PRICES ON PECANS.

	Each	Per 10	100
2 to 3 feet.....	\$0 90	\$8 00	\$70 00
3 to 4 feet.....	1 10	10 00	90 00
4 to 5 feet.....	1 40	13 00	120 00
5 to 7 feet.....	1 80	16 00	150 00
7 to 9 feet.....	2 50	22 50	

VARIETIES OF PECANS DESCRIBED

Curtis. A medium-sized Pecan, with bright, clean shell, marked with a few purplish specks; ovate, rounded at base, pointed at the apex: shell very thin; cracking quality excellent; kernel yellow, plump, full; rich, nutty flavor



Stuart

Moneymaker

Success



Glen Saint Mary Nurseries Co. Glen Saint Mary, Florida

Nut Trees

Frotscher. A large, oblong nut, $1\frac{3}{4}$ to $1\frac{7}{8}$ inches in length; bright yellowish brown in color with a few purplish black markings; shell very thin, cracking easily. Kernel large, easily removed, full, of good quality. Tree vigorous, of spreading habit with scaly bark; bears heavy crops and can always be depended upon.

Moneymaker. Size medium, $1\frac{1}{4}$ by 1 inch, rounded, oblong; light yellowish brown shell of medium thickness, cracking easily; kernel full, plump, rich. A heavy bearer of splendid nuts and adapted for planting over a wide territory.

Schley. Size medium to large, $1\frac{1}{2}$ to $1\frac{7}{8}$ inches long; oblong, somewhat flattened; light reddish brown; shell thin, separating easily from the kernel; kernel full, plump, bright in color; flavor rich, nutty; quality best.


Stuart. Nuts large to very large, $1\frac{1}{4}$ to 2 inches long; oblong; brownish shell; strongly marked with dark color. Shell of medium thickness and of very good cracking quality. Kernel full, plump, bright-colored. Heavy bearer. Gives satisfaction in many parts of the country and is being widely planted.

Success. Size large, oblong, tapering to the apex. Color reddish brown, purplish markings, shell thin, cracking quality good, partitions thin; kernel large, full, plump, yellow; flavor sweet; quality very good. The tree is a good grower; a heavy and regular bearer. A fine variety. Success usually is one of the latest to start growth in spring.

The Pecan and Its Culture

By H. HAROLD HUME

Pecans are rapidly becoming one of the most important orchard trees in the South. In fact, for general planting they are entitled to first place because of their peculiar adaptability to many conditions and locations. The merits of this valuable nut are being recognized as never before, and the crop has gained a firm place in the markets of the country. To supply reliable information on Pecan-growing, this up-to-date work, touching every cultural detail, has been prepared after many years' careful study of the industry. The book is thoroughly practical and contains the information needed by every grower of Pecans. Third edition, 195 pages, cloth-bound; price \$2, postpaid.




A block of Pecan Nursery Stock



Florida Gem Peaches



Block of Pineapple Pears



Terrell Plum Tree

Deciduous Fruits

In the lower South there are a number of deciduous fruits of decided merit which may be planted to advantage either in commercial orchards, or for home use. The most important of these are Peaches, Plums, Persimmons, Figs, Pears, and Grapes. To a less degree, Pomegranates, Mulberries, and Quinces are well worth while, in many sections. It may seem strange to include the Pear, for instance, but the Pear, since the introduction of blight-resistant varieties, is coming back again. We have a large number of these under test. There are several distinct features in favor of deciduous fruits. Planting can be easily established at low cost, and results are quickly secured. When intelligently handled, they give very satisfactory results.

PEACHES

For forty years we have been studying Peaches. During this period we have originated and introduced a large number of different kinds. We have throughout this period been growing nursery trees. Our land is particularly adapted to the growing of fine Peach stock, and we are able to offer our customers the best trees that can be produced. They are well-grown, true to name—in short, "Quality trees" of the very best strains.

Varieties should be carefully selected, to have them adapted to the section where they are to be planted. This done, good trees planted on new land with good drainage, and carefully cultivated, will bring quick returns, and are among the most satisfactory fruits that can be grown.

The types of Peaches are as follows: *Persian*, commonly planted in the North. *Northern Chinese*, which includes Elberta and related varieties, generally planted in the cotton-belt; well adapted to western Florida. *Spanish*, native varieties that have originated in Florida and on the Gulf Coast, adapted to the latitude of northern Florida. *Honey*, comprising the Honey and its seedlings, adapted to northern Florida, southern Georgia and westward around the Gulf. *Peen-to*, comprising the original Peen-to and the varieties originated from it; well adapted to Florida, tropical and subtropical regions. Jewel is the most important commercial variety in the group.

PRICES ON PEACHES.—On Native Peach Stock.

	Each	Per 10	100	1,000
2 to 3 feet.....	\$0.35	\$3.00	\$25.00	\$200.00
3 to 4 feet.....	50	4.50	40.00	300.00
4 to 6 feet.....	65	6.00	50.00	400.00

PEACHES ON PLUM STOCK

Owing to a persistent demand for Peaches on plum stock from some sections, we have propagated a limited number of Angel, Dorothy N., Florida Gem, Gibbons' October, Jewel, Luttichau, Peen-to, Suber, and Waldo Peaches on plum roots which we offer at the same prices as for Peaches on Peach roots.



LIST TO AID SELECTION

In assigning varieties to districts of wide area, there will be local exceptions, but the following lists are based on many years of extensive planting, experimenting, research and observation.

SUCCESSION OF RIPENING.—The terms "very early," "early," "midseason," and "late," in the following list (as indicated to the right of each variety by the abbreviations "VE," "E," "M," "L") indicate the general comparative ripening time of the variety.

EXPLANATION OF LIST.—The varieties best adapted and most valuable for market in a particular section are indicated by two asterisks (**); varieties next in order of merit by one asterisk (*).

LIST A.—Peaches for South Florida, West Indies and Other Subtropical and Tropical Sections

**Angel	E	Gibbons' October	L	**Jewel	VE	*Taber	E
**Dorothy N.	M	**Hall's Yellow	E	**Peen-to	VE	**Triana	E
Estella	L	*Honey	E	**Suber	VE	**Waldo	VE
**Florida Gem	E	**Imperial	E				

LIST B.—Peaches for Eastern North Florida

**Angel	E	*Gibbons' October	L	**Imperial	E	*Suber	VE
*Dorothy N.	M	**Glen	E	**Jewel	VE	**Taber	E
**Estella	L	*Hall's Yellow	E	**Luttichau	VE	**Triana	E
**Florida Gem	E	**Honey	E	Peen-to	VE	**Waldo	VE

LIST C.—Peaches for West Florida and Lower Georgia, Alabama and Mississippi

Angel	E	*Florida Gem	E	*Honey	E	*Taber	E
**Belle of Georgia	M	*Gibbons' October	L	*Imperial	E	*Triana	E
**Carman	E	**Glen	E	Jewel	VE	**Triumph	VE
**Elberta	M	**Greensboro	VE	*Mayflower	VE	Waldo	VE
**Estella	L						

LIST D.—Peaches for Coastwise Texas and Louisiana

*Angel	E	**Estella	L	*Honey	E	**Triana	E
*Belle of Georgia	M	**Florida Gem	E	*Imperial	E	**Triumph	VE
**Carman	E	**Greensboro	VE	*Jewel	VE	*Waldo	VE
**Elberta	M	*Gibbons' October	L	**Taber	E		

LIST E.—Peaches for Other Sections of the United States

Adapted to most of the Peach sections of the country outside of the regions previously listed.

*Belle of Georgia	M	Estella	L	**Greensboro	VE	Triana	E
**Carman	E	Florida Gem	E	Imperial	E	**Triumph	VE
**Elberta	M	Gibbons' October	L	Taber	E		

VARIETIES OF PEACHES DESCRIBED

The abbreviations in parentheses below, following the names of varieties, indicate the race to which they belong. Thus (Sp.) means that the variety belongs to the Spanish race; (Per.) to the Persian race; (N. C.) Northern Chinese; (Hon.) Honey; (P.-to.) Peen-to. The dates given for the usual time of ripening are based on northern Florida.

Angel. (P.-to.) Large, rounded, slightly pointed; color yellow, washed with red, very handsome; flesh white, sweet, melting, juicy, subacid, of exquisite flavor, entirely lacking in bitter-almond flavor; freestone. The tree bears while young, and is very prolific. It blooms a month later than Peen-to, thus escaping injury from frost in many sections. A very satisfactory variety. June 20 to 30.

Belle of Georgia. (N. C.) Very large; skin white, with red cheek; flesh white, firm and of excellent flavor; fruit uniformly large and showy; free. Rapid grower; prolific. July 1 to 15.

Carman. (N. C.) Of large size, resembling Elberta in shape; skin creamy white or pale yellow, with deep blush; flesh tender and of fine flavor; juicy; freestone. Prolific bearer and profitable market variety. June 10 to 20.

Southern Planting Facts




Deciduous Fruits

Dorothy N. (P.-to.) A seedling of Angel, and a very handsome Peach, of large size and fine quality. Shape nearly round, flesh yellow; rich subacid, of excellent flavor. It bears well, and is valuable for southern Florida. In its season, July 5 to 15, one of the best for market or home use.

Elberta. (N. C.) Very large; yellow, with red cheek; flesh juicy, yellow and high-flavored; free. One of the finest and most valuable varieties, and perhaps more largely planted than any other one variety in America. Succeeds in west Florida and throughout the territory northward, but not in south Florida. July 5 to 20.

Estella. (Sp.) Almost round, very large; skin yellow or greenish yellow, with full red cheek; flesh yellow; freestone. Tree vigorous and very productive. Originated in west Florida. Ripens September 1 to 10, just when there is but little southern fruit in market. One of the best late sorts.

Florida Gem. (Hon.) A Honey seedling of large size; roundish oblong, pointed; highly colored; flesh sweet, rich, juicy, red at the stone; very fine; free. One of the most valuable market varieties of Honey strain. July 1 to 10. (See page 26.)



Luttichau Peach

Gibbons' October. (Sp.) A medium to large freestone, of the Spanish group, in quality unexcelled by any extremely late Peach that ripens this far south. Tree vigorous and handsome. Sept. 25 to Oct. 15.

Glen. (P.-to and H.) A large, oval, pointed Peach, a Peen-to-Honey cross; blunt-pointed, with deep suture; yellow, dotted and washed with red, practically red all over; skin thin, tough; flesh free, light yellowish, red about the pit; shipping quality excellent. Season June 1 to 15. A very desirable sort, and a most profitable one for market.

Greensboro. (Per.) Originated in North Carolina and is being extensively planted in the central South. Of good size, nearly round; skin highly colored, bright red over yellow; flesh white, very juicy and of fine quality. Semi-cling. Valuable market variety. About June 1.

Hall's Yellow. (P.-to.) Large size, nearly round; yellow washed with red; flesh yellow, red at stone, from which it parts freely. Quality good. Ripens middle to latter part of June.

Honey. (Hon.) Medium size, oval, compressed, with deep suture on one side, extending more than half way round, and terminating in a sharp, peculiar, recurved point; skin whitish yellow, washed and marbled with red in the sun; flesh creamy white, fine, juicy, melting with peculiar honeyed rich, sweet flavor; quality excellent; free. June 5 to 20.

Imperial. (Hon.) Very large, roundish, oblong; skin greenish yellow, washed with red; flesh white, sweet, juicy, of excellent flavor and good tone; quality best; free. Originated by ourselves. June 25 to July 5.

Jewel. (P.-to.) Medium to large; rounded to oblong; highly colored, red on exposed parts; flesh yellow, red about the pit, juicy, melting, sweet; excellent quality; freestone. Ripens about two weeks earlier than Waldo. A good shipper; tree very vigorous and healthy. This is the most valuable market variety for southern Florida and all tropical and subtropical regions. It stands without an equal as the commercial market variety for these sections. We introduced this variety years ago and have made it one of our special lines of stock ever since.

Luttichau. Size large; oval, with medium deep suture, rounded or blunt pointed at apex; color waxy greenish white washed or blushed with red, dotted on shaded specimens; skin thin, tough; flesh white, red at pit, solid, juicy, flavor sweet, quality excellent; pit medium-sized, free; a splendid shipper. Season May 25 to June 10. This fine Peach originated on the place of Baron H. von Luttichau, Earleton, Fla., a number of



Jewel Peach

years ago. Mr. von Luttichau propagated from it and planted an orchard of his own which proved very profitable, the fruit bringing the top price wherever marketed. Originated in the same region as Jewel, Waldo and Angel. We have known this variety for years, are well acquainted with its merits and regard it as one of the finest commercial Peaches for Florida.

Mayflower. (Per.) Large; well-colored; red all over; of fine quality; cling. A very promising variety. Its earliness, high color and excellent quality are strong points in its favor. One of the earliest of its group.

Peen-to. (P.-to.) A curiously formed Peach, flattened at both ends; color greenish white, washed with red on exposed parts; flesh light yellow, sweet, rich, juicy, of good flavor, with a slight bitter-almond flavor; cling, pit small, flat. Peen-to and its seedlings are among the most tropical Peaches. Ripens in northern Florida May 20 to June 3.

Suber. (P.-to.) This seedling of the Peen-to Peach originated at Lake Helen in southern Volusia County. The fruit is a clingstone, large, firm, quite acid and brings a high price in market. The tree is a vigorous grower and very prolific.

Taber. (Hon.) Large, roundish, oblong, pointed; skin white, overspread with red; flesh white, streaked with red, firm, very rich, juicy subacid, of fine quality; cling. Honey seedling, prolific. Fine for canning. June 15 to 25.

Triana. (Hon.) Medium to large, roundish oblong, slightly pointed; skin white, overspread with red; flesh white, with red markings, rich, juicy, very sweet and of fine flavor; freestone. This variety, originated by us several years ago, is one of the very best. June 25 to July 5.

Triumph. (Per.) Fruit of large size, with very small pit; skin yellow, nearly covered with red, dark crimson in the sun. Flesh bright yellow, free when fully ripe, of excellent flavor. About June 1.

Victoria. (Sp.) Very large, nearly round; skin yellow; flesh yellow, juicy, sweet, excellent flavor; free. One of the best native varieties. worthy of a place in every southern orchard. Fine for either cooking or canning. August 5 to 10.

Waldo. (P.-to.) Size medium, round, oblong; highly colored, light yellow, dark red on exposed parts; flesh yellowish white, red at the stone, juicy, melting, sweet, of excellent quality; freestone; prolific. Ripens with Peen-to. Valuable for Florida and the Gulf Coast country.




JAPAN PERSIMMONS

Since its successful introduction into this country in 1875, the Japan Persimmon (*Diospyros Kaki*) has been slowly but steadily gaining in favor. Since native Persimmon seedlings (*Diospyros Virginiana*) are used as stocks on which to grow the Japan sorts, they can be grown on as wide a range of soil as the native Persimmon, and it is not too much to say that they will succeed with the minimum of care and attention with which any fruit may be successfully grown. At the same time, they respond generously to good care and cultivation. The trees are vigorous, prolific and have few enemies. Some varieties are weakened because of their habit of overbearing, and their crops should be thinned. The region in which the Japan Persimmon may be grown covers the cotton-growing belt. As the fruit keeps and ships well, it can be placed on the market in good condition, though it requires some experience to know just when the different varieties are in best shipping condition. Wherever known in the markets, it meets with ready sale.

A carefully selected list of varieties will give fruit in abundance from August to December and later. During a very considerable portion of this period other fruit crops are out of season

Planting and Management

The soil on which the Persimmon orchard is set should be well prepared. Old field land may be used, but, if in poor condition, it should be built up before setting the trees. This can best be done by growing a crop of cowpeas or velvet beans on the land and plowing them under previous to planting.



Persimmons Packed for Shipment

While Persimmon trees can be set out at any time between November 15 and March 1, in the lower South, preference in planting should be given to the period from December 1 to February 1. They should be given a distance of 18 or 20 feet apart each way, 134 or 108 trees per acre. Great care should be exercised in setting them, and the roots should not be allowed to become dried out. The tops should be cut back to 2 or 2½ feet on the smaller sizes.

Cultivation during the early portion of the season should be frequent and thorough. This may be discontinued about July 1 or 15, and a cover crop of natural weeds or cowpeas or beggarweed should be allowed to cover the ground. To avoid danger from fire during winter, this should be turned into the soil after it has become dead and dry in autumn. Commercial fertilizers can be used to advantage, and these, with the food supplied by the cover crops, will keep the trees in a thrifty growing condition.

Marketing Japan Persimmons

The fruit should be gathered when fully grown but before the softening process begins, if it is intended for long-distance shipment. It should be cut from the trees and handled very carefully to prevent bruising. It is usually best, even when the fruit is intended for home use, to gather it before it begins to soften, and ripen it in a dry, warm room. The flavor is quite as good as when ripened on the trees.

Immediately after picking, the fruit may be packed for shipment. The best crate is the six-basket carrier commonly used for peaches. Small specimens should be discarded and the fruit should be carefully graded for size. Wrap the fruits in a good quality of fruit wrapping paper, and arrange them in baskets in regular order according to size. If the fruit is sent into a new market a card giving the name of fruit, stating the degree of maturity at which it is best, and giving directions on how to use it, should be placed in each crate, or better still, in each basket. This will prevent attempts at eating it before well ripened and will create a favorable impression of the fruit.



Glen Saint Mary Nurseries Co. Glen Saint Mary, Florida

Deciduous Fruits

Carefully graded, well packed persimmon fruit meets with ready sale and prices are steadily increasing as the fruit becomes better known. The bulk of our crop last season sold at \$2.50 to \$7 per crate in northern and western markets.

Cause and Cure of Dropping

In 1909 we discovered the cause of the dropping of immature or partly developed Persimmon fruit, and, from that date until the present, much time and study have been given the problem.

Examine the pistillate flowers of a Japan Persimmon such as illustrated on page 32 and it will be noted at once that there is no pollen in them to fertilize the pistils and cause seed to form and fruit to set. This was our first discovery. Then, in April, 1909, we found that another kind of flower is sometimes borne on Japan Persimmon trees. These were entirely different in shape, smaller in size, and contained well-developed stamens with plenty of pollen. Only three flowers were found then, but the pollen from these was used on the blossoms of varieties that would not hold their fruit, and the fruit matured. During the seasons following thousands upon thousands of hand pollinations were made, with uniformly good results. The fruits held and grew to maturity.

The next step was to find a Japan Persimmon that could be depended on to produce pollen-bearing flowers every year. This was found later in 1909 and in 1915 we introduced the Gailey Persimmon. This variety has been tested out in orchard plantings, and its pollen carried by bees and other insects has caused good crops of fruit to set. The pollen from native Persimmon trees will not help.



Tane-Nashi Persimmon



Staminate Flowers of Gailey Persimmon

Produced in greater numbers than the pistillate flowers on other sorts.



Pistillate Flowers of Japan Persimmon

Note how different they are from the staminate ones. This kind will produce fruit if pollinated.

PRICES ON PERSIMMONS.

	Each	Per 10	100	1,000
2 to 3 feet.....	\$0 35	\$3 00	\$25 00	\$200 00
3 to 4 feet.....	50	4 50	40 00	300 00
4 to 5 feet.....	65	6 00	50 00	400 00
5 to 7 feet.....	80	7 50	70 00	600 00
2 years.....	I 40	I2 50		

Gailey. Small, oblate-conical, apex rounded, with small sharp point often marked with circular lines; color dull red, surface pebbled; flesh dark about the seeds, meaty, firm, juicy; seeds flat, oval, rather long. This variety is noteworthy for the production of staminate flowers for the pollination of the pistillate flowers of other varieties. Original tree on our grounds near Eagle Lake, Fla. A new and valuable introduction, recommended for its flowers, but not for its fruit.

Hachiya. Very large, oblong, conical, with short point; very showy; diameter $3\frac{3}{4}$ inches longitudinally and $3\frac{1}{2}$ inches transversely; skin bright dark red, with occasional dark spots or blotches and rings at the apex; flesh deep yellow, with seed. Astringent until ripe, then very fine. The largest and handsomest of all. Tree vigorous.

Hyakume. Large to very large, varying from roundish oblong to roundish oblate, but always somewhat flattened at both ends; generally slightly depressed at the point opposite the stem; diameter $2\frac{3}{8}$ inches longitudinally and $3\frac{1}{8}$ inches transversely; skin light buff-yellow, nearly always marked with rings and veins at the apex; flesh dark brown, sweet, crisp and meaty, not astringent; good while still hard. The tree is of good growth and a free bearer.



Tane-Nashi Persimmon Tree



Glen Saint Mary Nurseries Co. Glen Saint Mary, Florida

Deciduous Fruits

Okame. Large, roundish oblate, with well-defined quarter marks, point not depressed; diameter $2\frac{3}{8}$ inches longitudinally and $3\frac{1}{8}$ inches transversely; skin orange-yellow, changing to brilliant carmine, with delicate bloom and waxy, translucent appearance; light clear flesh when ripe, with light brown center around the seeds, of which it has several; loses its astringency as soon as it begins to ripen; quality fine. Tree strong, vigorous in growth and a good bearer.

Ormond. Small to medium, $2\frac{5}{8}$ by $1\frac{7}{8}$ inches, conical, smooth; apex tapering, sharp, not creased, or only slightly marked; base rounded to the firmly attached, strongly reflexed calyx; color deep bright red with thin bloom; skin thin, tough; flesh orange-red; meaty, or jelly-like when fully ripe; seeds large, long, pointed. Quality very good. Ripens late (December) and may be kept for a long time after being gathered.

Taber's No. 23. Medium oblate, flat or depressed point; $1\frac{1}{2}$ inches by $2\frac{3}{8}$ inches; skin rather dark red, with peculiar stipple marks; flesh dark brown, sweet and free from astringency; seeds; good. Prolific, and one of the best of the dark fleshed sorts.

Tamopan. Fruit large to very large, specimens often weighing one pound each; flattened, oddly marked by constriction about the middle; color golden red; fruit astringent until fully ripe; quality very fine; a vigorous grower and makes a large tree. Introduced from China by Mr. Frank N. Meyer.

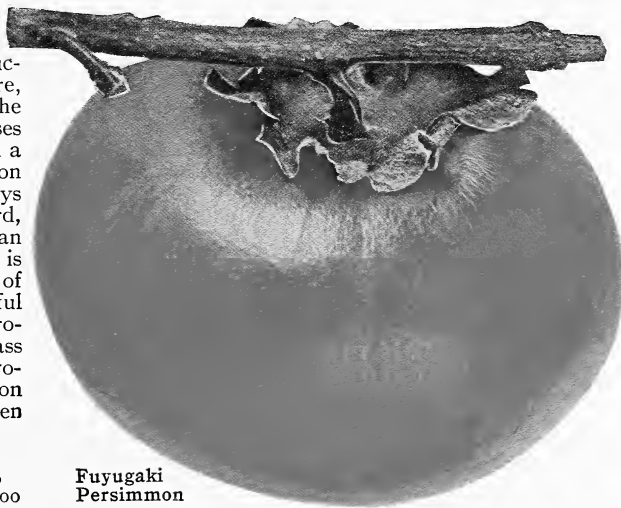
Tane-Nashi. Large to very large, roundish, conical, pointed, very smooth and symmetrical; diameter $3\frac{1}{4}$ inches longitudinally and $3\frac{3}{8}$ inches transversely; skin light yellow, changing to bright red; flesh yellow and seedless; quality very fine; perhaps the most highly esteemed of the light-fleshed kinds. Vigorous; prolific. Uniform size, quality and shape combine to make this the most desirable market variety.

Triumph. Medium, tomato-shaped; skin red; flesh yellow; generally has a few seeds; very productive; quality best. Ripens from September to December. Excellent for home use or for market.

Tsuru. Large, slender, pointed; longest of all in proportion to its size; diameter $3\frac{3}{8}$ inches longitudinally and $2\frac{3}{8}$ inches transversely; skin bright red; flesh orange-yellow, astringent until fully ripe, quality good. Ripens very late. Tree vigorous; good bearer.

Fuyugaki Persimmon

In connection with our Persimmon investigations which led up to the discovery of why the trees dropped their fruit, and the introduction of staminate Persimmon varieties, we introduced and have tested a very large number of varieties from different parts of the world. Among these Persimmons was one sent us by the section of Seed and Plant Introduction, U. S. Department of Agriculture, Washington, D. C., in 1913, under the name *Fuyugaki*. This variety possesses several characteristics which place it in a class by itself. So far as our observation goes it is never astringent, it is always light fleshed, it is edible while still hard, and may be peeled and eaten like an apple. It keeps well, and in quality it is one of the very best. The fruit is of medium size, rather flattened, beautiful deep red in color, and the tree is very prolific. We believe this variety will surpass all other Japan Persimmons so far introduced as a market fruit. It can be placed on the market while still hard, and can be eaten without waiting for the fruit to soften.



Fuyugaki
Persimmon

PRICES ON FUYUGAKI PERSIMMON.

	Each	Per 10	100
2 to 3 feet.....	\$0 55	\$5 00	\$40 00
3 to 4 feet.....	70	6 00	50 00
4 to 5 feet.....	85	7 00	60 00
5 to 7 feet.....	1 25	11 00	90 00
2 yrs.....	2 00	17 50	150 00

Do Not Fail to Include the Gailey Persimmon in Your Order



PLUMS

In the extreme South, particularly in central and south Florida, southern Texas, and, in fact, all along the Gulf Coast, the pure-bred Japanese varieties have not been good bearers, consequently were not generally profitable. But cross-bred varieties—Japanese varieties crossed with native varieties—have proved heavy annual bearers. These cross-bred varieties have made commercial Plum-growing not only possible, but worthy the attention of fruit-growers even in south Florida and northern Mexico. Of these cross-bred Plums we can heartily recommend Excelsior, McRea and Terrell. These are excellent kinds, heavy bearers, and have given our customers satisfaction over a very wide range of territory.

PRICES ON PLUMS.—On Marianna Plum Stock.

	Each	Per 10	100	1,000
2 to 3 feet.....	\$0 35	\$3 00	\$25 00	\$200 00
3 to 4 feet.....	50	4 50	40 00	300 00
4 to 6 feet.....	65	6 00	50 00	400 00
6 to 8 feet.....	80	7 50	70 00	600 00

Abundance. Medium to large; round with blunt-pointed apex; pinkish red changing to purplish red with thick bloom and numerous medium-sized dots; flesh greenish yellow, juicy, sweet or slightly subacid; pit small; cling; quality best; prolific; strong grower. A popular and profitable early Plum for planting in northern sections and in many parts of the South.

Burbank. Size large to very large; rounded and blunt-pointed; dark red, mottled, over

yellow ground; thick bloom and numerous large dots; flesh deep yellow, juicy, sweet, firm; pit small; cling; quality one of the best. Tree very vigorous, upright branches with large leaves. Very popular both North and South, but not adapted to the lower South.

Chabot. Fruit large, about 2 inches in diameter, oblong-conical; color pink-red, with numerous small dots; flesh yellow, solid, tart; cling; quality very good. Tree vigorous in growth.



Excelsior Plums. Natural size

Deciduous Fruits

Kelsey. Size very large; heart-shaped, long-pointed, usually lop-sided with deep suture; color greenish yellow sometimes flushed with red covered with thick, bluish bloom; very showy; flesh light yellow, meaty; flavor rich, pleasant, quality excellent; prolific and bears while young. Highly recommended.

McRea. (Hybrid.) Fruit of medium size, flattened, rounded, oblique at apex; yellow under-color washed with dull red, dotted with small, light dots and covered with delicate bluish bloom; flesh yellow, juicy, subacid, firm; flavor aromatic, pleasant; quality excellent; prolific, good grower. We believe this worthy of extensive planting.

Persian Purple-leaved (*Prunus Pissardi*). Fruit medium, round; fruit and flesh crimson; quality good, cherry-flavored. Tree a good grower; valuable as an ornamental, as it retains its vivid purple foliage until late in the season.

Red June. Fruit medium to large, cordate, elongated at the apex, lop-sided; suture deep; color vermilion-red all over with delicate bloom; very showy; flesh light, yellow, firm, moderately juicy, sweet or slightly subacid; pit small; cling; flavor pleasant; quality very good. Tree vigorous and prolific. A good variety.

Satsuma. Medium to large, broadly conical, with blunt, short point and deep suture; color dark, dull red all over with greenish dots; flesh purplish red; pit small; free; firm, juicy; quality excellent; a splendid keeper and good shipper.

Terrell. (Hybrid.) A strong, healthy grower; very similar in habit to Excelsior; fruit large, 1½ to 2 inches in diameter, nearly round, blunt-pointed; color a beautiful reddish yellow, mottled, covered with bloom, wine-colored when fully ripe; flesh greenish yellow, meaty, juicy, slightly subacid; pit small; cling; quality excellent. Recommended as one of the finest Plums for the Gulf Coast country.

Wild Plum. From some points where Excelsior and other hybrid Plums have been planted, we have received reports of heavy blooming with no fruit-setting. This condition is probably brought about by lack of pollen from another tree. We have propagated a few Wild Plum trees which bloom with Excelsior, McRea, and Terrell. These will serve as pollenizers and will probably overcome the difficulty.


Excelsior Plum (See illustration, page 36)

This Plum originated at the Glen Saint Mary Nurseries in 1887, and, first offered to the public in the winter of 1891-92, is today the most noteworthy Plum in the belt comprising northern Florida and the southern part of the Gulf States around into Texas. It originated from seed of the Kelsey Plum and was selected out of a number of Kelsey seedlings by Mr. G. L. Taber.

Excelsior shows decided evidence of being crossed with some variety of the Chickasaw type, and is a well-marked hybrid. The tree is a remarkably rapid, vigorous grower, and is often so loaded with fruit that the branches must be propped to prevent breaking.

Fruit medium large, 1½ inches in diameter, nearly round, no suture; color deep wine-red, with thick, bluish bloom and very numerous small dots; when fully ripe the fruit is almost purplish red; stem short; skin thin, tough, not bitter nor astringent; flesh firm, juicy, yellowish with reddish color near the pit; quality excellent, flavor subacid; pit small; cling. The earliest Plum to ripen in Florida—about June 1 to 10. Very handsome, and a fine shipper. More fruit of this variety is grown throughout northern Florida than of all other varieties of Plums put together.

We do not hesitate to say that Excelsior, Terrell and McRea are the most satisfactory varieties for planting throughout the length and breadth of Florida, and throughout the Gulf Coast country westward to the Rio Grande River. While adapted to this extreme range of latitude, we particularly recommend them for the extreme South.



Terrell Plum



PEARS

During the past twenty to twenty-five years there has been no advance in American Pear culture. No more fruit is being produced now than was grown at the beginning of the present century. Other fruit industries have made great increases in production, but Pear-growing has been at a standstill. This condition is due to one single factor in Pear-culture, viz., *Pear blight*.

Every year this disease has taken its toll of Pear trees and the new plantings from year to year have not more than kept pace with the losses. This bacterial disease cannot be controlled by spraying, and the only treatment that has helped in staying the progress of the disease is to rigidly prune or

cut out infected parts and to give particular attention to cultural details. These control methods have helped in a measure, but the disease still remains the great drawback in quantity Pear fruit production.

It was recognized at an early date that the real solution of the difficulty lay in securing varieties of Pears resistant to the disease. Such Pears have been found, but up to this time all of them have fallen far short of the high quality found in such Pears as Bartlett. But progress has been made, and as a result of the explorations in the Orient, of Reimer, Meyers, and Wilson, blight-resistant species suitable for stocks have been found, and the time is near at hand when blight-resistant stocks will be available in quantity. For the present, Japan Pear seedling stocks are the best available, and we use these only in our Pear propagation work.

In addition to securing these blight-resistant stocks, several worth-while Pears possessing blight-resistance in a high degree have been brought to America. Many of these are now under test. The one which has been most widely tried, and which has attracted most attention in the Lower South, is a variety at first known as the Chinese Sand Pear but which more recently has been named the Pineapple Pear and is now sold under that name.



Pineapple Pears



THE PINEAPPLE PEAR

This Pear, a direct introduction from the Orient, is a good-looking fruit of large size. In quality it compares favorably with Kieffer. A prominent southern horticulturist writes: "Personally, I like the quality a great deal better than I do the quality of the Kieffer, but considering it commercially, it would be sold in the same class with Kieffer." The flesh is coarse, crisp, and juicy. As a cooking and canning Pear, or for any culinary use, it is a very valuable variety. There is no question as to its value as a home fruit in the Lower South, and the returns on commercial plantings have been very satisfactory. There is no reason why it cannot be grown for market on a much larger scale with satisfactory results. It is a good bearer

and thus far we have never seen it attacked by Pear blight. Under some conditions it may be, but after subjecting it to very severe tests we feel certain that Pear blight will never interfere with the growing of this Pear. Its season is July to August. For several seasons we have not been able to grow enough trees to supply the demand, but now have one of the finest stocks of this variety ever produced. This is the same pear which we have grown, catalogued and sold for several years under the name Chinese Sand.

Prices on Japan Seedling Pear Stock

	Each	Per 10	100	1,000
2 to 3 ft.	\$0 35	\$3 00	\$25 00	\$200 00
3 to 4 ft.	50	4 50	40 00	300 00
4 to 6 ft.	65	6 00	50 00	400 00
6 to 8 ft.	80	7 50	70 00	600 00
2 years (Kieffer, Le Conte, and Pineapple only)	\$1 each,	\$9 for 10,	\$80 per 100,	\$700 per 1,000.

Garber. Fruit resembles the Kieffer in size, appearance and quality, but the tree is more open in growth. Comes in ahead of the Kieffer. A seedling of the Pineapple Pear.

Kieffer. Fruit large to very large; yellow, with bright vermilion cheek, very handsome; flesh very juicy, brittle, a little coarse but of good quality. September and October.

Le Conte. Fruit large to very large, pyriform; skin smooth, pale yellow; quality good when properly handled. Season, July.

Smith (Smith's Hybrid). Fruit large, similar in form to Le Conte; flesh melting, juicy, smooth, with creamy texture; good when properly ripened. Ripens with or ahead of Le Conte.



Pineapple Pear



James Grape-Vine



View in Grape Nursery



Niagara Grapes

GRAPES

Grapes of the Muscadine group are native to the South, and are well adapted to the soil and climate. When compared with the Bunch Grapes, the fruit-clusters are small, but the fruit is fine-flavored and valuable as a table Grape, for making unfermented grape juice, preserves, jellies and wines. In Virginia and North Carolina they are extensively grown for making grape juice.

Muscadine vines are long-lived, reaching a healthy, vigorous old age. They should be planted 15 to 25 feet apart each way. The usual plan is to allow them to run on an overhead trellis, 6½ to 7 feet from the ground. The posts should be heart-pine, cypress or cedar.

In the Lower South, the northern Bunch Grapes, while not so thoroughly at home, can be grown to perfection for home use and for local market, when well cultivated, sprayed and cared for. The leading varieties are Delaware, Diamond, Ives, Moore's Early and Niagara. Every planting should contain at least a few of these varieties for home use and many of them are valuable for local market.

The best trellis for the Bunch Grapes in the Lower South is the Munson three-wire trellis. The vines should be planted 8 to 10 feet apart. It is an excellent plan to bag the bunches of fruit, using for this purpose two- or three-pound ordinary paper sacks.

PRICES ON GRAPES.—Muscadine and Bunch.

	Each	Per 10	100	1,000
1-year.....	\$0 35	\$3 00	\$25 00	\$200 00
2-year.....	50	4 50	40 00	300 00
3-year.....	65	6 00	50 00	400 00

Muscadine Grapes

Flowers. Bunches composed of fifteen to twenty large, purplish black berries; sweet, vinous, good quality. August and September.

James. Very valuable. The largest of the Muscadine group, berries often measuring ¾ to 1¼ inches in diameter; prolific; black, juicy, sweet. Has taken premiums wherever exhibited. Ripens from August until late in the fall.

Scuppernong. Muscadine type. Bunches composed of eight or ten very large berries, bronze-colored when fully ripe; flesh pulpy, sweet, with peculiar, agreeable, musky flavor; quality excellent. One of the oldest and best varieties of the Muscadine Grapes in cultivation. Ripens in August and September.

Thomas. Belongs to the Muscadine type, and one of the best of its class. Color reddish purple; pulp sweet, tender. Very largely planted. August and September.

Male Muscadine. Muscadine Grapes bear much larger crops if a pollen-bearing vine is planted near to furnish pollen.

Bunch Grapes

Concord. Bunches and berries very large, blue-black, with bloom; flesh sweet, pulpy; tender, good. It is a vigorous grower and a heavy bearer. Very desirable for home markets. July.

Delaware. Bunches small to medium; berries small, skin red or pink, and very thin; sweet, juicy, vinous; quality best. Very popular and generally considered the finest American Grape.

Diamond. A handsome white Grape equal or superior to Niagara in quality, and ten days earlier. Prolific, very thrifty and vigorous, and one of the best for the South.

Ives. Strong grower; very productive; stands shipping well; bunches large; berries large, black, pulpy, sweet, of good quality. A favorite for supplying distant markets. June.

Niagara. Bunch and berry large; greenish yellow; flesh sweet; quality good. A strong grower and produces good crops of fruit. One of the best for the South generally.



FIGS

No fruit is more valuable in the southern fruit-garden than Figs. They can be closely planted—10 to 12 feet apart—and yield heavily. The Fig-canning industry is gradually extending throughout the South, and since several tons of fruit can be produced on an acre of ground, it is well adapted to intensive culture. The preserved product put up at the present time in no wise supplies the demand, and we look for a very material increase in the Fig-canning industry.

The fresh Fig is also finding its way into the markets, and meeting with a ready sale. Carefully picked at the right stage of maturity and packed in strawberry crates, they can be placed by express in distant markets, four or five hundred miles, or even more, in good condition.

Figs come into bearing very early, and for that reason commend themselves to the fruit-grower. With a proper selection of varieties, fruit may be secured from June to November. Figs often succeed best when planted so the roots may run beneath buildings. Orchard plantings should be made on heavy soils, clay soils, or on lands where the clay is very close to the surface.

Figs succeed best with little or no cultivation and such cultivation as is given should be very shallow because the roots are close to the surface. Mulching gives satisfactory results because it supplies needed vegetable material as it decays and keeps the roots cool and moist.

PRICES ON FIGS.

	Each	Per 10	100
2 to 3 feet.....	\$0 35	\$3 00	\$25 00
3 to 4 feet.....	50	4 50	40 00
4 to 5 feet.....	65	6 00	50 00
5 to 7 feet.....	80	7 50	70 00



Fig roots

Brunswick. Fruit very large, broadly pear-shaped, with short, rather slender stalk; ribs well marked, eye large, open, with rosy scales; skin tough, dark brown in color; pulp thick, soft, quality very good. Satisfactory variety.

Brown Turkey. Size medium to large; broadly pear-shaped, with short, thick stalk; ribs few in number; color coppery brown; flesh white, or slightly amber-colored, shading to pink about the seeds; flesh solid, excellent quality. This variety ranks with Celeste in hardiness. It is very hardy and desirable.

Celeste. Small to medium, pear-shaped, ribbed; violet-colored, sometimes shading to purplish brown, covered with bloom about half way up from the neck; stem short, stout. Flesh whitish, shading to rose-color at center; flesh firm, juicy, sweet, excellent quality. One of the hardiest varieties of Figs, and can be grown far outside of the usual limits of culture; very desirable for canning and preserving.

Green Ischia. Fruit of medium size, long; pulp rosy red, soft, melting, quality rich, sweet. A variety of very high quality. The tree is a strong grower.

Lemon. Fruit medium to large, flattened, faintly ribbed, light yellowish green; stem short, stout; flesh white, sweet, rather soft, quality fair to good; season July. Very vigorous and prolific.




Celeste Figs



Deciduous Fruits

POMEGRANATES

The Pomegranates are very hardy shrubs, which can be grown throughout the Gulf States and the coastal sections of Georgia and the Carolinas. The brilliant scarlet flowers are produced in profusion, and an abundance of fruit usually follows. The fruit is used in making jellies, marmalades and acid drinks. The fruit has a fresh crispness, and a delicate, sprightly flavor found in few fruits. As a commercial fruit, the Pomegranate is steadily gaining in favor.



Rhoda Pomegranate

PRICES ON POMEGRANATES.—On own roots.

	Each	Per 10	100
2 to 3 feet	\$0 35	\$3 00	\$25 00
3 to 5 feet	50	4 50	40 00
5 to 7 feet	65	6 00	50 00

Purple-seeded. Large; rind thin; juice cells surrounding the seeds dark ruby or wine-color; sprightly, vinous and of the best quality. A very choice variety and one of the best for general culture. It is being more largely planted.

Rhoda. Brought to our attention by one of our employees, who had been growing it for years. The fruit is of large size; rind thin but tough; juice cells large and of beautiful wine-color; crisp, sweet and of exquisite flavor.

Sweet. This variety has large, sweet fruit and is one of the best of the sweet group; handsome.

Wonderful. A new, fine, late-ripening sort, with large, highly colored fruit and beautiful pulp. Handsome and desirable.

MULBERRIES

The Mulberry is well adapted generally to Southern conditions, and no fruit tree is more valuable on the farm. Its wide-spreading branches afford splendid shade throughout summer, and it is without question the best shade tree for poultry-yards and hog-pastures. The fruit is readily eaten by poultry and pigs, and as some varieties continue in fruit for several weeks, or even months, it is no mean source of food-supply.

PRICES ON MULBERRIES.—On Mulberry Stock.

	Each	Per 10	100
2 to 3 feet	\$0 35	\$3 00	\$25 00
3 to 4 feet	50	4 50	40 00
4 to 6 feet	65	6 00	50 00
6 feet and up	80	7 50	70 00

Hicks. Fruit sweet; tree grows rapidly and bears young; productive; should be grown by every farmer who keeps swine or poultry, this variety being of special value for this purpose; continues in bearing four months of the year, which makes it an exceptionally valuable variety.

Stubbs. Large, black; acid; excellent; prolific. Fruit from 1½ to 2 inches long, superior to any other. Tree vigorous and handsome.

Townsend. Berries of medium size and fair quality. Ripens very early; should be planted where birds are apt to ruin other early fruits.

QUINCES

The Quince does not succeed all over the whole Lower South, yet it does well in many localities and should be planted. It prefers a rather moist, loamy soil. We offer three of the best.

PRICES ON QUINCES.—On Quince Stock


	Each	Per 10
2 to 3 feet	\$0 35	\$3 00

Chinese. Fruit very large, oblong; makes excellent jelly. Tree a vigorous grower and adapted to the Lower South.

Orange. Large; golden yellow, with firm

tender flesh and excellent flavor. A strong grower and thrifty. Good for preserves.

Pineapple. One of Luther Burbank's introductions. Large, smooth and rounded.





Tropical and Subtropical Fruits



A Banana Planting

BANANAS

The Banana is a rapid-growing plant of great value for its fruit and for decorative purposes. It requires rather moist ground and plenty of plant-food for best results. Both stable manure and commercial fertilizer may be used. The plants may be set on the shores of lakes or the banks of streams.

PRICES ON BANANA PLANTS.	Each	Per 10
Medium suckers.....	\$0 50	\$4 50
Large suckers.....	75	6 50

Cavendish. A rather tender, dwarf variety, producing an excellent quality of fruit.

Hart (Hart's Choice, or Lady-Finger). A valuable hardy sort; fruit of fine quality.

Orinoco (Horse Banana). A very hardy strong-growing variety, adapted to north Florida and the Gulf Coast. Bunches small.

GUAVAS

The Red Cattley and Yellow Chinese may be grown in north Florida as well as in more tropical sections. Excellent for use as dessert fruits or for making preserves and jellies.

PRICES ON GUAVAS.	Each	Per 10
4-inch pots.....	\$0 75	\$6 50
6-inch pots.....	1 00	9 00

Jelly Guava. Size very large; flesh dark pink, acid; a heavy, regular bearer and a thrifty grower; fine for cooking and jelly-making. Grown from cuttings.

Red Cattley. A handsome evergreen shrub with glossy green leaves, producing large quantities of small red fruits, 1 to 1 1/4 inches in diameter. It grows in north Florida. Seedlings only.

Strawberry Guava. Size very large, slightly pear-shaped; flesh dark strawberry-color; flavor very fine; plant makes a strong, handsome growth. Grown from cuttings.

Sweet Guava. Size about equal to a medium lemon; skin thin, yellow; flesh pink, slightly acid, of fine flavor; a strong grower and a regular, heavy bearer; fine eating Guava. Grown from cuttings.

Yellow Chinese. Almost identical with the Red Cattley, except that the fruit is yellow instead of being red-fleshed. Grown from seed.

LOQUAT (*Eriobotrya japonica*)

The Loquat is a strikingly handsome, large-leaved evergreen tree adapted to the Gulf Coast country and more tropical locations. Desirable as an ornamental.

The fruit is about the size of a Wild Goose plum, oblong, bright yellow, subacid, has an agreeable flavor. Highly prized for cooking.

The white blossoms, borne in spikes, come during the winter months; consequently, while trees are quite hardy all along the Gulf Coast, fruit can be counted on only in sections comparatively exempt from severe cold.

PRICES ON LOQUATS—From seed.	Each	Per 10	100
2 to 3 feet.....	\$0 40	\$3 50	\$30 00
3 to 4 feet.....	50	4 00	35 00
4 to 6 feet.....	60	5 00	

THE PASSION FRUIT

Nearly everyone in the South knows the Maypop (*Passiflora incarnata*). The Passion Fruit (*Passiflora edulis*), a native of Brazil, is closely related to it but very superior in quality of fruit. *Passiflora edulis* is a strong-growing, woody vine with large, bright, glossy green leaves and pale bluish or purplish flowers. The vine itself is very ornamental. It will stand a slight amount of frost, and we have fruited it in northern Florida successfully for a number of years.

The vine is very prolific, a single plant producing a bushel or more of oval, dull purple fruit, each the size of an ordinary hen's egg. The shell is rather brittle and filled with a juicy, subacid, delicious pulp, ripening in May and June. 4-inch pots, \$1 each, \$9 for 10.



Field of Frau Karl Druschki Roses

ROSES

"I have always believed that the happiness of mankind may be increased by encouraging that love of a garden, that love of the beautiful which is innate in us all," and in the development of the garden no plant is more worthy of a large place than the Rose. In what wonderful shades and colorings, in what exquisite variety of form and habit, with what delicate perfume it is now possible to have them. For length of blooming period they have few equals and no superiors among flowering shrubs—the Rose stands in a class by itself—the Queen of Flowers.

The growing of quality Rose bushes has been an important part of our nursery work for the past twenty-nine years, and, naturally, during this period of time we have learned something about Roses and how to grow them. It has never been our object to grow long lists of varieties. Rather it has been our conservative plan to offer our customers a short list of known and tried varieties. This does not mean that we are not constantly testing out new varieties, but we are not willing to experiment on our customers by offering them untried sorts. In consequence, our lists have varied but little from year to year, and when a new variety appears in our catalogue, it is an indication that it has been very thoroughly tested for several seasons previous. The old favorites remain, they are not displaced; only new ones of known and proved merit are added.

Our Roses are grafted plants. It usually takes three years to produce them. Roses on their own roots, with few exceptions, are useless in the Lower South, and we do not grow them.

Varieties

Roses are divided into a number of groups, based upon their origin, or the species from which they came. Those best adapted to the Lower South belong to the Tea (T.) and Hybrid Tea (H.T.) groups. These Roses can be depended upon to give flowers almost continuously, or as long as they continue growing. They are the most important groups. The Bengal Roses, represented by such varieties as Louis Philippe and James Sprunt, and the Noisette Roses represented by Estelle Pradel, Lamarque, Marechal Niel, and Woodland Margaret, are also free-flowering groups. Hybrid Perpetuals (H.P.) can be depended upon as a rule for two bursts of bloom, one in early spring and another in late fall, though careful and severe pruning is necessary to secure them. Frau Karl Druschki, that gorgeous white sort, belongs to this group, but is everblooming in its habit in the Lower South. As a rule, the Ramblers are failures, except the dwarf sorts. Of these, Baby Rambler blooms continuously throughout its growing period. The Cherokee Roses, of Japanese origin, are thoroughly at home. This group in our catalogue consists of four varieties, Anemone, Fortune's Yellow, Ramona, and White Cherokee.



Roses

Soils and Preparation

Soils in the South are variable, perhaps in some cases more so than elsewhere. Hence it is hard to lay down general rules. Locations under the shade of trees or where the ground is filled with tree roots should be avoided. Wet soils should be drained, although the Rose delights in a moist soil. On clay lands, little preparation is needed, except to enrich them and make them more friable and easily managed by adding stable manure. Sandy soils should be improved by adding clay wherever possible, and with it leaf-mold and manure. Closely planted beds may be prepared by digging out 15 inches deep, and then filling in 6 inches of good clay and finishing with 9 inches of good soil, mold and manure mixed. It is best to make the beds up two or three weeks before planting. Cherokee stock overcomes many of these drawbacks, and Roses budded on this stock may be successfully grown on the lighter soils with less expensive preparation. We recommend Roses on this stock for light soils and for those soil conditions where it is difficult to bring Roses to perfection. In making up the beds and in planting there is no better fertilizer to use than raw ground bone. Use it liberally, mixed with the soil—two pounds per bush is not too much.

Planting

“The finest effects are secured by planting a dozen Roses of one kind, for instance, rather than by planting an equal number made up of several different varieties.”

The planting season in the South is from December 1, or as soon as the plants are dormant, through the winter and spring months to about April 15. When the plants are received, it is well to set them in buckets of water overnight, if they have been delayed in transit, or bury them completely for a day or two in moist soil. They are already pruned for planting, but any broken roots should be trimmed off. Our grafted plants should be set with the graft union 3 or 4 inches below the surface.

Space them 2½ to 3 feet apart. Spread the roots out carefully, fill in with good soil mixed with bonemeal, pack the earth tight about the roots, leave a basin, and water well.

Fertilizing and Care

Thorough preparation of the soil before planting will take care of the fertilizing problem for some time. But as Roses are gross feeders, it is necessary to keep them supplied with an abundance of plant food. Stable manure may be used, liberally scattered on the surface as a mulch, and good, well-balanced commercial fertilizer may also be used from time to time. A mulch of 3 to 4 inches of leaves or partly rotted leaves and leaf-mold is excellent, particularly during the summer months. During dry weather, water freely.

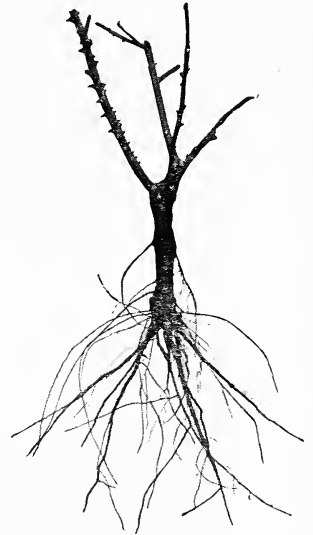
Tea Roses do not require very severe pruning. Prune in September and October for fall and winter bloom; in late February and March for the spring crop of flowers. Thin out small and poorly developed wood. Cut Hybrid Perpetuals severely leaving only 3 or 4 inches of the old canes. Climbers should be pruned sparingly.

Shoots sometimes come up from the stock below the graft union and take the food-supply to such an extent that they destroy the Rose top. The leaves on these shoots generally have seven leaflets and are quite different in appearance. They should be removed by digging down to the point of union with the stem and cutting them off smooth and clean.

Pests

The pests which cause most trouble in Rose-growing are aphid and thrips, black-spot and powdery mildew. Sooner or later some one of these is likely to appear, and the rose-grower should be prepared to take care of them.

Aphid or green plant-lice attack the new growth, whether of bud or shoot. They are sucking insects. Thrips are usually noticed in the flowers, though they also work on the new growth. They are the cause of flowers failing to open, turning brown and withering up. Some varieties are much worse affected by thrips than others. Aphid may be removed by syringing thoroughly with water from the hose. Both of these pests can be well handled by spraying with a mixture of one pound of laundry soap and one ounce of Black-Leaf 40, or other tobacco extract, to 8 gallons of water. Dissolve the soap in the water by boiling, add the Black-Leaf 40, and spray thoroughly. In treating the plants





Top, Red Radiance; middle, Mrs. Chas. Bell; lower, Radiance

Roses

for thrips, prune off all open and partly open flowers early in the morning before spraying; handle the prunings carefully and place them in a bucket of water with a quarter inch of kerosene floating on the surface. Repeat this treatment in four or five days if the thrips appear again. They may come in from other vegetation or the eggs on the Roses may not be destroyed.

Black-spot appears as rather irregular dark areas on the leaves. These turn yellow and drop off. Powdery mildew is a white powdery growth which appears on the young leaves and shoots. If it can be had, the best spray is potassium sulphide, 1 ounce to 2 gallons of water. If this is not to be had, use bordeaux mixture or one of the prepared bordeaux compounds. Spray at intervals of a week or ten days until the disease is checked. Many varieties are not affected at all.

	Each	Per 10	100
Prices on Grafted Roses, except Mrs. Charles Bell, Radiance, Red Radiance, and Marechal Niel.....	\$0 70	\$6 50	\$55 00
Prices on Mrs. Charles Bell, Radiance, Red Radiance, and Marechal Niel.....	1 00	9 00	80 00
Prices on Balled Roses.....	2 50		

Yellow and Salmon Roses

Chromatella. N., Climber.

This beautiful Rose is lemon-yellow in color, with long, pointed buds. It flowers in great profusion and holds its foliage well.

Climbing Perle des Jardins. T., Climber.

There is no more satisfactory climbing Rose than this. In our opinion it is a better Rose than Marechal Niel, which it closely resembles. The new foliage is a beautiful wine-color. Free blooming.

Fortune's Yellow. Cherokee, Climber.

Blooms in April in north Florida, producing a gorgeous mass of bloom over a period of about three weeks—a sight once seen, never to be forgotten. The color is variable, a rich blending of yellow, orange, and pink.

Etoile de Lyon. T., Bush.

A lovely Rose with well-formed buds and large, double yellow flowers. It is particularly fine in early spring and late fall. Has no superior in its class.

Isabella Sprunt. T., Bush.

A strong-growing Rose with dark green foliage and well-formed, light yellow buds that make one think of Safrano, except in color. It has much to recommend it.

Mme. Francisca Kruger. T., Bush.

A very free bloomer; copper-yellow, shaded pink on the outer petals. A fine Rose for the early spring or late fall crop of flowers.

Marechal Niel. N., Climber.

Perhaps the most famous and most widely known Rose grown in the South. The flowers are a wonderful shade of clear deep yellow. Its only rival is Climbing Perle des Jardins.

Reve d'Or. T., Climber.

Produces flowers which closely resemble those of Safrano, but with greater substance when open. It holds its foliage well and is one of the best climbing Roses.

Safrano. T., Bush.

This is a strong-growing Rose producing salmon-colored buds of exquisite shape and semi-double flowers. It is a profuse bloomer. A very old Rose, but always a favorite.

Solfatare. T., Climber.

The flowers of Solfatare are a clear sulphur-yellow, large, double, and well-formed. The foliage is very fine. It is a free bloomer and may be pruned to bush form.

White Roses

Climbing Clotilde Soupert. T., Climber.

A free-flowering Rose, producing its blooms in clusters of three to eight. The flowers are pink-tinted in the center. A strong-growing variety.

Devoniensis. T., Climber.

Sometimes called the "Magnolia Rose" because of the large size and substance of its blooms. It is perhaps the strongest-growing Tea Rose in our collection. The flowers are white, delicately shaded pink. It is a favorite with all who know it.

Estelle Pradel. N., Climber.

Produces its pure white flowers in great profusion. The blooms are of medium size.

Frau Karl Druschki. H.P., Bush.

Buds fine and large, usually pure white, but sometimes with a slight shading of pink on the outer petals. The open flowers are of great size and the cluster of deep yellow stamens adds a touch of color at the center. A very strong-growing Rose.

Kaiserin Augusta Victoria. T., Bush.

A free and regular bloomer from early spring to late fall. The flowers are pure white, of great substance, and are produced on long stems.



PINK MAMAN
COCHET

FRAU KARL
DRUSCHKI

FREIHERR VON
MARSCHALL

CLIMBING
PERLE DES JARDINS

Lamarque. N., Climber.

A free blooming white Rose with a tint of pale yellow. The foliage is dense, and altogether it is one of the best white climbing Roses.

Marie Lambert. T., Bush.

One of the best Roses for early spring flowers. The buds are beautifully formed and sweet scented, while the flowers are pure white and of medium size. It is a strong grower with good, dark green foliage.

Marie Van Houtte. T., Bush.

One of the very strong-growing Roses in our list. The general color of the Rose is white, but tinted in the center with pale lemon and on the outer petals with delicate pink. A wonderful Rose.

White American Beauty.

Same as Frau Karl Druschki.

White Cherokee. Cherokee, Climber.

A rampant climbing Rose, and when in flower in early spring it is an object of beauty and delight. Leaves evergreen, bright, and thorny.

White Killarney. H.T., Bush.

Produces fine, long-pointed buds; the open flowers are semi-double. Best on Cherokee stock. It is a sport from Pink Killarney.

White Maman Cochet. T., Bush.

A sport from the pink variety of the same name. It is one of the finest in its class. The buds are long, often pointed, and of great substance, pink tinted on the outer petals, borne on long stems. It is one of the best varieties for cut-flowers. A strong grower with splendid foliage.

Pink Roses

Anemone (Pink Cherokee).

Cherokee, Climber.

Produces its large dainty pink blossoms throughout a period of three or four weeks.

Anna de Diesbach. H.P., Bush.

Large-flowered; beautiful shade of shell-pink. The buds are very fine and are produced on long stems. Looks somewhat like Paul Neyron.

Baby Rambler. Poly., Bush.

A dwarf variety producing continuously throughout its growing season clusters of small pink Roses. Color is a beautiful shade of pink.

Bon Silene. T., Bush.

A very free-flowering pink Rose. The flowers are colored in different shades of pink with deeper pink veining on the petals.



Roses

**Climbing Bridesmaid. T.,
Climber.**

Produces flowers of a delicate shade of light pink which varies somewhat. They are large and fine, particularly during cooler weather.

Duchesse de Brabant. T., Bush.

An old-time favorite with globular buds and flowers in a beautiful shade of clear light pink. It is a good grower, dense, bushy and in the South very free-flowering.

**Duchess of Sutherland. H.T.,
Bush.**

Large-flowered, on long stems, shell pink with darker pink veins, very strong grower. One of the most satisfactory additions to our lists in recent years.

Letty Coles. T., Bush.

A strong-growing Rose, producing an abundance of beautifully shaded pinkish salmon flowers.

Mme. Jules Grolez. T., Bush.

Rather dwarf in growth, producing satiny pink buds and flowers of fine shape and clear coloring. The color and style of this Rose are unusual, and flowers are produced with great freedom.

Mme. Lambard. T., Bush.

The strongest-growing pink Rose in our collection. The shade varies from clear light pink to a deeper tint, darker on the outside of the petals than on the inside. This Rose with a little care in pruning can be grown in tree form.

Mrs. Charles Bell. H.T., Bush.

This Rose is a sport from Radiance with the same vigorous growth and free-blooming habit. In color it is shell-pink with salmon shading at the base of the petals. It is just as fine a Rose as either Radiance or Red Radiance and its color makes it very desirable.

Minnie Francis. T., Bush.

Has flowers of unusual style—rather open. The buds are long and pointed. Color dark pink, in different shades. A strong grower.

Paul Neyron. H.P., Bush.

The largest-flowering Rose of its color in our list. It is a beautiful shade of dark rose-pink. The flowers are produced on long stems. It is often mistaken for American Beauty.



Mme. Lambard

Pink Killarney. H.T., Bush.

A free-flowering bush of upright habit. The long-pointed, bright pink buds and large, semi-double flowers of exquisite shading are characteristic of Killarney. The flowers always attract attention for their size and great beauty.

Pink Maman Cochet. T., Bush.

Commonly known as Maman Cochet, but we have added the word "pink" to separate it from the white form. Beautiful pointed buds of great substance, borne on long stems. It is a wonderful shade of pink. One of the best for cut-flowers.

Radiance. T., Bush.

The finest pink Rose we know. No description can do it justice. The buds are rather rounded, the flower cup-shaped, a beautiful shade of soft carmine-pink, deeper on the outside than on the inside of the petals, large and sweet scented. As a cut-flower it has no superior. It is a strong grower; has made a reputation for itself wherever tried.

Red Roses

Climbing Wootton. H.T., Climber.

This bright red climbing Rose is one of the best of its color. It is a strong grower and free bloomer, a Rose, in fact, that will give excellent results in growth and flowers.



Freiherr von Marschall. *T., Bush.*

A strong-growing Rose with good, dark green foliage—wine-colored when young. The flowers are dark carmine-red. The buds are long and well formed. It is a free-flowering sort, the bushes being generally covered with masses of red flowers.

General Jacqueminot. *H.P., Bush.*

Produces large, brilliant red, sweet-scented flowers on long stems. It is an old variety, but always popular.

Gruss an Teplitz.

Same as Virginia R. Coxe.

Louis Philippe. *Ben., Bush.*

Sometimes called the "Florida Rose." It is a strong, healthy grower and produces a wealth of dark red flowers. As a hedge Rose, or for growing in a border of shrubs, it has no superior and it is also unsurpassed as a garden Rose.

Marshall P. Wilder. *H.P., Bush.*

Free-flowering, producing an abundance of cherry-carmine flowers in early spring and late fall.

Papa Gontier. *T., Bush.*

The buds are a deep carmine, but as the flowers open they are shaded with rose. It is one of the freest blooming Roses—the first to appear in spring and the last in autumn. Very popular.

Ramona. *Cherokee, Climber.*

Red Cherokee is a Rose resembling Anemone, but with darker red flowers. Some of the blooms of this variety are a deep, rich cherry-carmine, while others on the same plant may be a beautiful shade of pink. On older plants the colorings are darker. This is a very fine variety.

Red Marechal Niel.

Same as Reine Marie Henriette.

Red Radiance. *T., Bush.*

Stands among red Roses without a superior. Flowers of the same exquisite form, the same sweet perfume as Radiance, but in color a deep, rich red which does not readily fade. It is a strong grower and the most popular variety of all the red Roses. The stems are long, making it very valuable for cut-flowers.

Reine Marie Henriette. *T., Climber.*

Holds its place as the finest red climber that we know. The buds are cherry-red, large, and pointed, and the large, open flowers are no less beautiful. A fine growing sort.

Virginia R. Coxe. *T., Bush.*

The reddest of the red Roses—bright, dark and rich. It blooms in wonderful profusion throughout the season, and is a good grower. It is very sweet-scented.



This foundation planting adds greatly to the beauty of the grounds

ARBORVITÆS AND OTHER CONIFERS

These plants make beautiful individual lawn specimens. The different colors—yellow, green, dark green and blue-green—give a striking effect when planted in masses, either when groups are made up of a single kind or of a number of different kinds. They make an excellent background for other shrubs and are of great value in foundation plantings. For hedges they are unsurpassed. In planting for a hedge, they should be given more distance than other hedge plants; 4 or 5 feet apart is not too much. As plants for porches or porch steps, they are very satisfactory. They are hardy and long lived.

ARBORVITÆ (Thuja and Biota). Beautiful evergreen shrubs of compact, symmetrical growth; especially suited for formal plantings. The varieties we list are adapted to southern climatic and soil conditions.

Prices on Arborvitæ, Retinospora, Cephalotaxus and Juniperus, except <i>A. pumila</i> .	Each	Per 10
12 to 18 inches.....	\$1 50	\$12 50
18 to 24 inches.....	2 00	17 50
24 to 30 inches.....	2 50	22 50
2½ to 3 feet.....	3 00	27 50
3 to 3½ feet.....	3 50	32 50
3½ to 4 feet.....	4 25	40 00
4 to 5 feet.....	6 00	55 00

aurea nana. Compact, rounded head and handsome, greenish golden foliage. All sizes up to 2½ to 3 feet.

Blue-Green. A handsome Biota with bluish green foliage that does not change color in winter. Very desirable. All sizes.


compacta. A fine, dark green variety of compact, conical growth. All sizes up to 2½ to 3 feet.

pyramidalis. A compact, pyramidal Biota, reaching a height of about 15 feet. Bright green, and holds its color well. Very fine. All sizes.

Rosedale. Of compact, rounded, symmetrical form, with very dense head. The foliage is dark, bluish green and very handsome. All sizes.



View in Arborvitæ Nursery



Biota aurea nana

Biota pyramidalis

Biota, Blue-Green

Biota, Rosedale

Arborvitæ stricta. A very narrow upright variety with dark green foliage. A very excellent sort where a narrow plant is desired.

pumila. A dense, dwarf, dark green form of Occidental *Arborvitæ* that grows like a round ball. It is a good plant for setting in front of other evergreens, for making a low hedge, or for tub or pot specimens.

	Each	Per 10
8 to 12 inches.....	\$2 00	\$18 00
12 to 15 inches.....	3 00	27 50
15 to 18 inches.....	4 00	35 00

RETINOSPORA pisifera argentea. A dwarf, compact variety. Branches silver-tipped. All sizes up to 2½ to 3 feet.

pisifera aurea. A showy evergreen of dense growth; new shoots of a rich golden color. All sizes up to 2½ to 3 feet.

pisifera plumosa. Plumy dark green foliage; grows about 15 feet high; all sizes.

JUNIPERUS communis. A fine variety; spreading branches and green foliage. All sizes up to 3½ to 4 feet.

Juniperus communis oblonga. Dark green, upright in form, with slender, recurving branches. Can be pruned in any desired shape. All sizes up to 3½ to 4 feet.

	Each	Per 10
1 to 1½ feet.....	\$1 50	\$12 50
1½ to 2 feet.....	2 00	17 50
2 to 2½ feet.....	2 50	22 50
2½ to 3 feet.....	3 00	27 50
3 to 3½ feet.....	3 50	32 50

japonica sylvestris (Japanese Juniper). This is a very beautiful Juniper that grows well in the Lower South. The needle-shaped leaves are steel-color, while the smaller, scale-like leaves are dark green. It is narrow and upright in habit. One of the best of the taller-growing evergreens and well adapted to conditions in the Lower South.

	Each	Per 10
1½ to 2 feet.....	\$2 00	\$17 50
2 to 2½ feet.....	2 50	22 50
2½ to 3 feet.....	3 00	27 50
3 to 3½ feet.....	3 50	32 50
3½ to 4 feet.....	4 25	40 00



Glen Saint Mary Nurseries Co. Glen Saint Mary, Florida


Arborvitæ and Other Conifers

Juniperus sabina cupressifolia (Creeping Juniper). A Juniper of trailing or creeping habit; bluish green; very handsome. Excellent for bordering walks and for cemeteries.

	Each	Per 10
2-year.....	\$1 00	\$9 00
3-year.....	1 50	12 50



Cephaltotaxus



Creeping Juniper

virginiana. The Red Cedar is a tree with a dark green head and spreading or upright branches. It grows rapidly and is adapted to a wide range of soils. It does well either in full sun or in partial shade.

	Each	Per 10
2 to 3 feet.....	\$1 50	\$12 50
3 to 4 feet.....	2 50	22 50
4 to 5 feet.....	5 00	

CEDRUS Deodara (Indian Cedar). A cone-bearing tree introduced from the Himalayan Mountains. Of pyramidal form, reaching immense proportions. Foliage a beautiful shade of bluish green. When the new foliage is opening in spring, the trees are particularly handsome. This tree is well adapted to the southern states, and makes an exceedingly handsome lawn specimen. It takes the place of the Colorado Blue Spruce in southern plantings. It is more open in habit but similar in coloring.

	Each	Per 10
2 to 3 feet.....	\$5 00	\$45 00
3 to 4 feet.....	7 50	65 00

CEPHALOTAXUS pedunculata (Japanese Yew). A medium-sized tree, bushy, compact, dark glossy green. Leaves 1 to 2 inches long. All sizes up to 3½ to 4 feet.


	Each	Per 10
1 to 1½ feet.....	\$1 50	\$12 50
1½ to 2 feet.....	2 00	17 50
2 to 2½ feet.....	2 50	22 50
2½ to 3 feet.....	3 00	27 50
3 to 3½ feet.....	3 50	32 50

PINUS caribæa (Slash Pine). One of the handsomest species of our native Pines. Desirable as single specimens or for use in landscape plantings. Potted plants only.

	Each	Per 10
1 to 2 feet.....	\$0 75	\$5 00
2 to 3 feet.....	1 00	7 50
3 to 4 feet.....	1 50	12 50



Roadway planted with *Juniperus virginiana*



Phoenix canariensis



In the Palm Nurseries



Sabal Palmetto

PALMS AND CYCADS

Palms are among the most striking plants which may be used for outdoor southern planting. Their bare, single stems and huge, arching leaves separate them from all other plants. Wherever seen, well-grown specimens always attract attention and give a decidedly tropical touch to the grounds and to the landscape. As street and shade trees, they are excellent and worthy of much more extensive use. The varieties which we offer our customers will be found most satisfactory for outdoor planting. All are pot-grown, or shipped with balls of earth, and may therefore be transplanted at any season of the year.

The place where a Palm is to be planted should be well prepared. The soil, if poor, should be thrown out, leaving a good-sized hole—30 inches square and deep is about right. Fill in with good, rich soil, carrying with it one-third well-rotted stable manure. Plant the Palm in this hole without disturbing in any way the soil that comes about its roots, pack tightly into place, tie the fronds rather closely together to keep them from being tossed about by the wind, thereby loosening the plant in the soil, and water freely. Later, the strings about the fronds should be loosened, and in ten weeks or so may be removed entirely. Fertilize liberally. Palms are gross feeders and require plenty of plant-food for their best growth. Stable manure and other organic fertilizers give splendid results.

CYCADS

CYCAD revoluta (Sago Palm). A Palm-like Cycad, reaching a height of 3 to 4 feet, with a handsome crown of deep green leaves curved outward from the center; very hardy; grows well out-of-doors in north Florida and along the Gulf Coast. Young plants have but a single stem; old ones are often branched. We have a particularly fine lot of these.

	Each	Per 10
4-inch pots.....	\$0 75	\$6 50
6-inch pots.....	1 50	12 50
8-inch pots.....	2 50	22 50
10-inch tubs.....	4 00	35 00
12-inch tubs.....	6 00	55 00

ZAMIA integrifolia (Coontie). This beautiful cycad is a native Florida plant. It is low-growing, producing tufts of dark green fern-like foliage. A very satisfactory plant, quite hardy, adapted to both sun and shade.

	Each	Per 10
Small plants.....	\$0 75	\$6 50
Medium size.....	1 00	9 00
Large plants.....	1 50	12 50

PALMS

ARECA (Chrysalidocarpus) lutescens. A fine greenhouse and house Palm with arching, pinnate, dark green leaves and yellow stems; offshoots develop from the base, forming beautiful clumps.

	Each	Per 10
4-inch pots.....	\$1 00	\$7 50
6-inch pots.....	1 50	12 50
8-inch pots.....	2 50	20 00

CHAMÆROPS excelsa. The Chusan Fan Palm is one of the particularly hardy sorts, withstanding cold to several degrees below freezing. Reaches a height of about 15 feet.

	Each	Per 10
4-inch pots.....	\$1 00	\$7 50
6-inch pots.....	1 50	


COCOS australis. A very beautiful, hardy Palm with grayish green, curved pinnate leaves. Deserves to be widely planted as it is one of the most desirable Palms.

	Each	Per 10
12-inch tubs.....	\$3 00	\$22 50
2 to 3 feet.....	3 50	30 00
3 to 4 feet.....	5 00	40 00
4 to 5 feet.....	8 00	70 00


GLEN
SAINT
MARY
PALMS




①



②




③



⑤

⑥



④

- 1. *Phœnix canariensis*
- 2. *Washingtonia robusta*
- 3. *Cocos australis*

- 4. Needle Palm
- 5. *Zamia*
- 6. *Phœnix Rœbelenii*

Southern Planting Facts



Palms and Cycads

Cocos plumosa. This tree is one of the most beautiful of the Palms, adapted to south Florida and similar sections. Trunk 40 to 50 feet high, smooth, about 12 inches thick, marked with rings; leaves erect and spreading, about 15 feet long. A fine Palm for avenue and street planting.

	Each	Per 10
6-inch pots.....	\$1 50	\$12 50
8-inch pots.....	2 50	20 00

LATANIA borbonica. One of the best fan Palms for house use, and in Central Florida and southward it is very satisfactory and grows well outdoors.

	Each	Per 10
4-inch pots.....	\$1 00	\$7 50
6-inch pots.....	1 50	12 50
8-inch pots.....	2 00	17 50

OREODOXA regia (Royal Palm). This Palm, adapted to southern Florida and similar locations, is one of the most beautiful. The smooth gray trunk is enlarged at the base and surmounted by a plumy crown of graceful leaves 12 to 15 feet long. It is a rapid grower and reaches a height of over 100 feet.

	Each	Per 10
4-inch pots.....	\$0 75	\$7 00

PHŒNIX canariensis. A stately Palm, with large trunk and large, pinnate, gracefully curved leaves. A rapid grower; very hardy and one of the best for outdoor planting in the Gulf Coast country.

	Each	Per 10
2 to 3 feet.....	\$3 50	\$30 00
3 to 4 feet.....	5 00	45 00
4 to 5 feet.....	8 00	70 00

Phœnix reclinata. A fine Palm, with slender trunk and beautiful pinnate leaves. Suckers are produced abundantly from the base, and if allowed to grow, develop into splendid clumps. Well adapted to south Florida.

	Each	Per 10
8-inch pots.....	\$2 00	\$17 50
10-inch pots.....	2 50	22 50
16-inch tubs.....	5 00	45 00

Roebelenii. This low-growing Palm, with its small gracefully curved leaves, is one of the most beautiful of the Phœnix group. It is moderately hardy when planted in the open in southern Florida and is one of the most satisfactory house, porch, and greenhouse Palms.

	Each	Per 10
8-inch pots.....	\$6 00	\$50 00
10-inch pails.....	10 00	90 00

sylvestris. A tall, hardy, rapid-growing Palm which equals or surpasses *Phœnix canariensis* in beauty and hardiness. The leaves are large, grayish green in color.

	Each	Per 10
10-inch tubs.....	\$2 50	\$20 00
16-inch tubs.....	5 00	45 00

RHAPIDOPHYLLUM hystrix (Needle Palm).

Native to the southern United States from South Carolina to Florida, but rarely seen in cultivation. The trunk is short, 2 to 3 feet, covered with fibre in which are set numerous upright spines. The leaves are borne on long petioles, dark shiny green, under surface pale gray. Very hardy and beautiful when planted in clumps.

	Each	Per 10
6-inch pots.....	\$0 75	\$6 50
Small size.....	1 00	9 00
Medium size.....	3 50	30 00
Large size.....	5 00	45 00
Extra size.....	8 00	60 00

SABAL Palmetto. The beautiful, hardy native Palm of the South, commonly called "Cabbage Palmetto." Succeeds on a wide range of soils throughout the whole region bordering on the Gulf and along the Atlantic as far north as Cape Hatteras.

	Each	Per 10
2 to 3 feet.....	\$3 00	\$25 00
3 to 4 feet.....	4 00	35 00
4 to 5 feet.....	5 00	45 00
5 to 8 feet.....	8 00	70 00

WASHINGTONIA robusta. A splendid Palm with dark green fan-shaped leaves; hardy, well adapted to Florida and the country bordering on the Gulf of Mexico. It is a rapid grower and reaches a height of from 50 to 80 feet. One of the finest for landscape plantings.

	Each	Per 10
2 to 3 feet.....	\$3 50	\$30 00
3 to 4 feet.....	5 00	45 00
4 to 5 feet.....	8 00	70 00



Avenue of *Washingtonia robusta*



1
Nos. 1 and 2, *Bambusa argentea striata*; No. 3, *Bambusa verticillata*; No. 4, *Arundinaria falcata*

BAMBOOS

Among ornamental plants, none are more important than the Bamboos. The long, willowy canes and fine foliage give a delicate, pleasing effect. Under suitable climatic conditions they will grow on very poor soil, particularly if well supplied with plant-food and water. Either commercial fertilizer or stable manure may be used to good advantage. The large-growing varieties of Bamboos make excellent windbreaks, and are also valuable for tall hedges and as screens for unsightly buildings or other objects. They are excellent for planting along ditches, canals and water-courses. Nothing else takes their place, and, where tropical effects are desired, Bamboos are among the most satisfactory plants to use. They may be planted either in single clumps or in masses. All varieties listed are hardy at Glen Saint Mary, Florida.

Arundinaria falcata (*B. disticha*). A graceful Bamboo with fine fern-like leaves of distinct appearance. It grows in clumps and reaches a height of 10 to 15 feet. Desirable and very ornamental.

Bambusa argentea. This Bamboo has green leaves and plain green canes. It grows 30 feet high and forms dense clumps, with graceful, plummy tops.

argentea striata. A variety of the preceding, but somewhat stronger and larger than the type. The foliage is striped with white—most noticeable on the young leaves and less conspicuous on older foliage.

Bambusa aurea. The stems are yellow or yellowish green, short-jointed, hard, and reach a height of about 10 feet. The root-stocks are spreading; the branches open and spreading.

Metake. A handsome Bamboo reaching a height of 10 to 12 feet. The leaves are quite large, about 1½ inches wide, 1 foot long, and pointed. Sends out creeping underground stems, but easily grown in clumps.

verticillata. The canes of this Bamboo are marked with longitudinal stripes of green and yellow. It forms dense, compact clumps, reaching a height of 15 to 20 feet.

	Each	Per 10
Small clumps, 6 to 10 canes.....	\$0 75	\$6 50
Strong clumps, 12 to 18 canes.....	1 00	9 00
Extra-strong clumps, 20 or more canes.....	2 00	and up



GRASSES AND GROUND-COVERS

Without a lawn, no landscape planting shows to advantage and no home setting is complete—nothing takes its place.

In the Lower South, good lawns may be made with any one of a number of different grasses, but the most important are those given below. The soil should be made rich and the lawn should be top dressed frequently with commercial fertilizer and good soil. Water must be applied freely. In the colder sections, splendid green winter effects are secured by sowing Italian rye seed in the lawn. This does no injury to the permanent lawn and the results, up until May or June following, when the rye dies out, are very fine.

Sometimes it is not easy to grow a good grass lawn. In such cases it is well to consider other plants to cover the ground. Quite a number are satisfactory for this purpose.

Bermuda Grass (*Cynodon dactylon*). A fine leaved grass which has long been a favorite for lawn purposes in the Lower South. Grows with surface and underground running stems. Very hardy. \$2 per bus.

Carpet Grass (*Axonopus compressus*). This is a valuable lawn grass which is coming into very general use. It resembles St. Augustine Grass in habit of growth. Retains its color well in cool weather. \$2 per bus.

Centipede Grass (*Eremochloa ophiuroides*). A new lawn grass of wonderful promise, creeping by surface runners and in habit much like Carpet Grass. In color it is bluish green. Makes a dense, matted growth on almost any soil, from porous sand to muck. Ready for distribution June, 1926. Price, rooted plants, \$1.50 per 100, \$10 per 1,000.

St. Augustine Grass (*Stenotaphrum secundatum*). A broad-leaved grass, spreading by creeping surface stems, having no superior as a cover for shady locations. May be grown close to, or even where covered at times by, sea spray or brackish water. \$2 per bus.

English Ivy (*Hedera helix*). For growing under trees and in shady places, the English Ivy is a very valuable plant with which to cover the ground. Always it is a rich dark color, and in many sections it will be found very satisfactory. Price, 50 cts. per 10, \$3.50 per 100.

Ophiopogon japonicus. A grass-like lily with narrow dark green foliage which makes a splendid ground cover in sun or shade and may be used where grass is difficult to grow. Medium clumps, 50 cts. per 10, \$3.50 per 100.

Pampas Grass (*Cortaderia argentea*). A large, strong-growing grass producing splendid clumps 4 to 6 feet high, with white, plume-like flowers. Very valuable as an ornamental.

	Each	Per 10
Small clumps	\$0 75	\$6 50
Strong clumps	1 00	9 00
Extra strong.....	2 00	and up

Weeping Lantana (*Lantana delicatissima*). There is no finer ground cover than this. Its good foliage and beautiful lilac colored flowers make it especially charming. It is a splendid plant for banks or sloping ground. It does best in full sunshine.



A well-kept lawn adds greatly to the beauty of the grounds



AZALEAS

The foliage of the evergreen Azaleas is as good as that of other broad-leaved evergreen shrubs commonly planted in the South, while among flowering shrubs none surpass them in beauty or profusion of bloom. There is considerable variation in the time of flowering of different sorts, but the period of fullest bloom in the latitude of northern Florida is during the last half of February and the month of March, and in South Carolina it usually comes during the first half of April.

In Florida, Azaleas may be grown from the central part of the state northward, and it may be that they can be grown over the greater part of southern Florida. They are well adapted to those sections of the southern states bordering on the Gulf of Mexico, and it is safe to say that no shrubs have a wider range of successful culture. Half-shady situations suit them well, or they may be planted in full sunshine, provided they are well mulched and watered. They do not flower well when grown in shade.

They are easy to transplant and not difficult to grow, but there are a few things to which careful attention should be given, and upon these the success of the planting depends. Well drained soil is necessary, for while Azaleas need plenty of moisture and frequent syringing, all surplus water should run off freely. The soil should not only be free from lime but should be acid and kept so by the addition of a mulch of leaves from hardwood trees, preferably oak, or by adding raw peaty muck.

In preparing the bed for planting Azaleas, remove all soil to a depth of 8 inches, dig up 4 inches deeper, and remove all small tree roots from it. Fill in 6 inches with soil taken from beneath hardwood trees, such as oak, holly or magnolia, or with soil secured from natural flat woods land. If the soil contains some leaves partly decayed or the remains of grass roots, so much the better. Decayed wood is also good, but it should be thoroughly rotted. After filling in, spread over the bed one wheelbarrow load of well-rotted cow-manure and three pounds of cottonseed meal to each 30 square feet. Cover the entire area with 2 to 3 inches of oak leaves and fork the whole bed over so as to mix all these materials together, then level off for planting. If the bed can be allowed to stand for some time, so much the better. If not, pack thoroughly with the feet and proceed with the planting. When ready for planting it should be somewhat lower than the surrounding soil.

Plants of *Azalea indica* should be set about 2½ feet apart and after a number of years some of them can be taken out and moved to another location. They should be set no deeper than they grew originally. After planting, water thoroughly, and after the first few months particularly, waterings should be carefully attended to and the tops of the plants should be syringed with water from time to time. A mulch of about 3 inches of oak leaves should be maintained and as soon as one coating has rotted down partly, another should be added to bring it up to the original level. Do not remove the leaves when fertilizer is applied, but scatter it over the surface, wash it in with water, and add more leaf-mulch. The fertilizers which may be used to advantage are peaty muck, well-rotted cow-manure, castor pomace, and cottonseed meal. All of these furnish ammonia and will give good results. If weeds appear, have them pulled out. Do not cultivate the bed.

The only insect that is likely to be troublesome is red spider. Thorough frequent syringing of the plants with plain water will usually keep it down. If this does not control, spray at intervals of ten days with laundry soap, using one pound to three gallons of water, or dust with sulphur—9 parts to 1 part of tobacco dust. Dissolve the soap by boiling, allow the soap mixture to cool, and spray thoroughly. The number of branches on the bushes, and the number of flowers, may be greatly increased by nipping back the ends of the twigs during early summer. This pruning should be finished not later than about July 15, and after that date there will be plenty of time for the formation of flower-buds.

Azalea amoena. A densely twigged, small-leaved shrub which in early spring is covered with small double purple flowers. Very hardy and well adapted for southern planting.

indica (Indian Azalea). Evergreen. These beautiful shrubs can be grown to perfection in most parts of the Lower South. The flowers are large and produced in profusion. We can furnish lavender-pink, orange-red, white, red, pink, and variegated.

Prices on <i>A. indica</i> and <i>A. amoena</i> .	Each	Per 10
8 to 12 inches.....	\$1 00	\$9 00
12 to 18 inches.....	1 50	12 50
18 to 24 inches.....	2 50	20 00

austrina (Florida Flame Azalea). A gorgeous native deciduous shrub producing beautiful

Azalea austrina, continued

large clusters of flowers in different shades of reddish orange and yellow. In north Florida it blooms during April. The shrub in general appearance and habit of growth is similar to *Azalea nudiflora*.

canescens. This native deciduous shrub is well adapted to conditions in the South. The flowers vary from deep pink to nearly white, and are sweet-scented and produced abundantly during early spring.


Prices on <i>A. austrina</i> and <i>A. canescens</i> .	Each	Per 10
Small clumps, 2 to 3 feet....	\$1 25	\$10 00
Medium clumps, 3 to 4 feet.	2 00	17 50
Strong clumps, 4 to 6 feet . .	3 00	25 00

Azalea austrina in small clumps only.





INDIAN AZALEAS

These shrubs bear beautiful flowers in wonderful profusion. They are here shown in natural size and color. 1, Pink; 2, Lavender; 3, White; 4, Orange; 5, Large Pink




6



7

INDIAN AZALEAS

The Indian Azaleas are well adapted to southern gardens to which they give a splendor and a wealth of color that no other shrubs will supply. Natural size flowers of Shell Pink (6) and Red (7) are here shown



Abelia grandiflora. A fine shrub and hedge plant

SHRUBS AND HEDGE PLANTS

Nothing adds so much to the beauty of the home surroundings, nothing gives so much pleasure, as a good lawn and well-placed shrubs and vines. It is seldom indeed that a home in the country, suburbs, or town cannot be greatly improved in appearance by the judicious treatment of the grounds; and for this purpose both evergreen and flowering shrubs lend themselves admirably. Shrubbery is most effective in bringing out certain features of the lawn and softening harsh lines, to screen some unsightly building or object or to break the outline of foundation walls. The number which may be planted will be governed by the shape and extent of the grounds; but even the smallest lot has a place for a few. They should be planted in masses, in corners about the buildings, always leaving a goodly proportion of open lawn. The plants to be used will depend upon climate, location, character of soil, exposure, and the size and architecture of the building. Aside from their value in beautifying the grounds, they actually increase the money-value of a property. A city lot, for instance, with well-grown shade trees and shrubs, is decidedly more valuable and more easily disposed of, when offered for sale, than a piece of bare ground.


For Shrubs shipped with balls of earth, see page 79

ABELIA grandiflora. The most satisfactory addition to the list of hedge plants in years. Can be pruned flat or rounded on top. Planted singly or in groups, will add a touch of beauty to the lawn all the year round. It is an evergreen shrub with glossy, dark green foliage. In winter when affected by cold the leaves turn a beautiful shade of bronze and look as though coated with varnish. The flowers are white, funnel shaped, tinted with pink, delicately sweet scented and borne in clusters from May until late in autumn.

Price of <i>Abelia grandiflora</i>	Each	Per 10	100
1-year plants.....	\$0 35	\$3 00	\$25 00
2-year plants.....	60	5 00	40 00
3-year plants.....	1 00	9 00	
Specimens, balled and burlapped, \$5 each.			

ACACIA longifolia. Evergreen, densely branched and foliaged, willowy. Leaves long, narrow, dark green; flowers golden yellow in February and March. Quite hardy and does well in Florida.

	Each	Per 10
4-inch pots.....	\$0 50	\$4 50
6-inch pots.....	1 00	9 00
8-inch pots.....	1 50	14 00



**Bottle
Brush**

ALLAMANDA neriifolia. A dense evergreen shrub reaching a height of 6 to 8 feet, with yellow flowers. A fine shrub for southern Florida and similar climates.

	Each	Per 10
4-inch pots.....	\$0 50	\$4 50
6-inch pots.....	75	6 50

ANDROMEDA nitida. A native evergreen shrub, with large, oblong, bright shiny leaves. The flowers are sweet-scented, pinkish white, and are produced in early spring. Grows from 2 to 6 feet high and is recommended for planting in shady places.

	Each	Per 10
Medium plants.....	\$0 50	\$4 00
Strong plants.....	1 00	9 00

ARDISIA crenulata. A compact evergreen shrub with thick dark green foliage and bright red berries which color during the late fall and persist through the winter. Fine for shade and half-shade. Reaches a height of about 2½ feet and is a slow grower.

	Each	Per 10
4-inch pots.....	\$1 00	\$9 00
6-inch pots.....	1 50	12 50

BOTTLE BRUSH. A beautiful evergreen shrub reaching a height of about 15 feet. Leaves narrow, dark green; flowers bright red in cylindrical brush-like spikes, opening in April and continuing in bloom several weeks. Hardy in north Florida and southward.

	Each	Per 10
4-inch pots.....	\$1 00	\$9 00
6-inch pots.....	1 50	12 50

BUDDLEIA. Important evergreen shrub of recent introduction. The flowers are produced in terminal racemes and somewhat resemble lilacs in general appearance. During the summer they remain constantly in bloom and attract butterflies in great numbers. A well-grown bed of Buddleias with butterflies of many different colors flitting over them is a unique and pleasing sight. Excellent for cut-flowers.

	Each	Per 10
4-inch pots.....	\$0 50	\$4 50
6-inch pots.....	75	6 50

asiatica. A rapid-growing, winter-flowering evergreen shrub with long spikes of small white delicately scented flowers and large pointed leaves.

officinalis. A strong-growing shrub with delicate lilac-pink flowers in terminal racemes. Blooms during winter. Very fine.

CAMELLIA japonica. The Japonica of the South. A favorite and well-known shrub, famous for its glossy green foliage and beautiful flowers. Dense and symmetrical in its growth. Winter blooming. Can be furnished in White, Pink, Red and Variegated varieties.

	Each	Per 10
8 to 12 inches.....	\$1 50	\$14 00
12 to 18 inches.....	2 00	17 50

Seedling Plants. These make very useful plants for the evergreen border and generally the flowers produced, most of them single, are very satisfactory. Adapted for general outdoor culture in the South.

	Each	Per 10
8 to 12 inches.....	\$0 75	\$6 50
12 to 18 inches.....	1 25	10 00
18 to 24 inches.....	2 00	17 50



Crape Myrtle

CATHA edulis. This evergreen shrub has reddish twigs and bright foliage with reddish petioles. It reaches a height of about 10 feet and is quite hardy.

	Each	Per 10
6-inch pots.....	\$0 65	\$6 00

CESTRUM nocturnum. A shrub 6 to 9 feet high, adapted to south Florida; branches willowy, curved, producing an abundance of creamy yellow flowers, very fragrant at night.

	Each	Per 10
4-inch pots.....	\$0 50	\$4 50
6-inch pots.....	75	6 50

CLEYERA japonica. A fine evergreen shrub with rather thick glossy leaves and creamy white, fragrant flowers. Berries red in winter. An upright grower reaching a height of 10 to 12 feet.

	Each	Per 10
4-inch pots.....	\$0 75	\$6 50

COTONEASTER panosa. A beautiful, slender, hardy shrub, evergreen in the South. Leaves small, silvery white beneath, green above. White flowers in spring, followed by red fruits in winter.

	Each	Per 10
4-inch pots.....	\$1 00	\$9 00
6-inch pots.....	1 50	12 50

CRAPE MYRTLE (*Lagerstræmia indica*). Vigorous deciduous shrubs or small trees, reaching a height of 15 to 20 feet. The leaves are small, bright green and glossy. The flowers, which appear in spring, are fringed and colored in different shades of white, purple, and scarlet. The trees, when in blossom, are covered with large panicles of bloom and remain in flower for several weeks. They are very beautiful, and make a noticeable object in any landscape. Hardy, easily grown, and succeed on a wide range of soils.

	Each	Per 10
2 to 3 feet.....	\$0 40	\$3 50
3 to 5 feet.....	60	5 00
5 to 7 feet.....	1 25	10 00
Special.....	2 50	22 50

Purple. A grand sort, producing immense clusters of flowers of rich purple.

Rose. A very free-flowering old-rose Crape Myrtle, A valuable addition to our list.

Scarlet. Of handsome growth; a bright, showy plant with large bunches of scarlet flowers.

White. A pure white form with large clusters of flowers; very free blooming and a showy shrub in any landscape.



Glen Saint Mary Nurseries Co. Glen Saint Mary, Florida

Shrubs and Hedge Plants

CUPHEA *hyssopifolia*. Shrubby, with pale lilac flowers and slender stems with small leaves. This bedding plant is well adapted for the edge of larger plantings or for carpet bedding. Easily grown and succeeds under trying conditions.

	Each	Per 10
4-inch pots.....	\$0 50	\$4 50
6-inch pots.....	75	6 50

DURANTA *plumieri* (Golden Dewdrop). An evergreen shrub with dark green leaves; flowers in racemes, lilac in color, followed by yellow berries. Very desirable.

	Each	Per 10
4-inch pots.....	\$0 50	\$4 50
6-inch pots.....	75	6 50

ELÆAGNUS *pungens*. A spreading evergreen shrub reaching a height of 6 feet; leaves dark green above, silvery beneath. Delights in a bright, sunny location and is adapted to a wide range of conditions.

pungens *variegata*. A very desirable variegated form with light green leaves edged with yellowish white.

	Each	Per 10
4-inch pots.....	\$0 50	\$4 50
6-inch pots.....	75	6 50

FELJOA *Sellowiana*. A hardy, compact evergreen shrub with dark green foliage, grayish beneath, and purplish flowers. It is closely related to the guavas and the fruit is very good. This is a valuable addition to our list of shrubs.

	Each	Per 10
4-inch pots.....	\$0 75	\$6 50
6-inch pots.....	1 00	9 00

HIBISCUS *rosa-sinensis*. Showy evergreen shrubs with glossy leaves and large, bright-colored flowers 4 to 5 inches across. They are amongst the most gorgeous and satisfactory shrubs that may be grown out-of-doors in south Florida, or under glass in the North. Under suitable conditions they bloom almost continuously, and the large bright flowers are very striking. One of our best ornamental shrubs.

All varieties.

	Each	Per 10
4-inch pots.....	\$0 35	\$3 00
6-inch pots.....	75	6 50

Double Pink. Flowers very large, rich pink in color. One of the handsomest.

Giganteus. Single flowers of immense size, vivid crimson-scarlet in color.

Grandiflora. Flowers single, very large, beautiful shade of pink. Very fine.

Peach Blow. Flowers double, light pink with dark centers. A very beautiful and attractive variety.

Hibiscus, continued

Shell-Pink. A new variety, with beautiful single shell-pink flowers of medium size.

Single Pink. A single-flowered form with large flowers.

Single Salmon. A good shade of salmon-yellow with red center.

Single Scarlet. Similar to the single pink but a deep, dazzling scarlet in color.

Versicolor. Flowers single, scarlet, shaded light yellow, with deep red center.



Camellia japonica. See page 63

Southern Planting Facts



Shrubs and Hedge Plants



Hydrangea

ILEX glabra (Inkberry). Much-branched native evergreen shrub, with bright shiny green, roundish leaves; fruit black. Well adapted for growing in clumps. Will succeed under very adverse conditions. Splendid for massing in shady locations. Height 3 to 4 feet.

	Each	Per 10
Small, branched.....	\$0 35	\$3 00
Large, branched.....	50	4 50

vomitaria-Yaupou. A native evergreen Holly with small foliage, compact bushy head and bright red berries produced in great profusion. This is one of our most desirable shrubs for foundation, border and hedge planting. It is particularly adapted to high dry soils. Reaches a height of 10 to 12 feet if left unpruned.

	Each	Per 10
2 to 3 feet.....	\$1 00	\$9 00
3 to 4 feet.....	1 50	12 50

JASMINUM floridum. A hardy shrub with glossy dark green foliage and golden yellow star-shaped flowers a half inch in diameter, opening in spring and summer. A very desirable and valuable species.

	Each	Per 10
4-inch pots.....	\$0 50	\$4 50

HYDRANGEA hortensis. A very ornamental group of deciduous shrubs adapted for southern outdoor planting. They make an excellent showing in massed plantings and are well adapted to shady and half-shady locations. The white varieties bloom true to color; the others may be either pink or blue, depending on soil and cultural conditions. If blue flowers are desired, grow the plants in an acid muck or peat soil. Pink flowers may be secured by using lime liberally.

All varieties.	Each	Per 10
4-inch pots.....	\$0 50	\$4 50
6-inch pots.....	75	6 50
Large, field-grown.....	1 25	11 50

Avalanche. Fine, large, white variety, very beautiful and fine for lawn planting.


E. G. Hill. Flowers either pink or baby blue; flower trusses of immense size; a fine grower and very satisfactory.

General de Vibray. Blue or pink; vigorous grower; large trusses of large flowers.

Mme. E. Mouillere. Pure white; very free flowering; one of the finest sorts.

Mousseline. Blue with cream colored center, or pink; strong, upright grower, producing immense clusters of large flowers.

Otaksa. A splendid Hydrangea with bright green foliage and large trusses of blue or pink flowers. It is a strong grower.



A Lantana Hedge. See page 67



Glen Saint Mary Nurseries Co. Glen Saint Mary, Florida

Shrubs and Hedge Plants

Jasminum humile. A dark evergreen much-branched shrub with compound leaves; flowers bright yellow borne in clusters. Hardy. A very fine plant. Each Per 10
4-inch pots.....\$0 50 \$4 50

primulinum. An evergreen shrub with arching branches and dark green leaves; bright yellow flowers produced in early spring.

Prices on three preceding varieties: Each Per 10
1-year, field grown.....\$0 35 \$3 00
2-year, field grown..... 50 4 50

LANTANAS. Beautiful, showy, easily grown shrubs which may be grown in almost any soil; very free-flowering. Can be furnished in white, yellow, orange, lilac, and red. The weeping Lantana, with deep lilac flowers, makes a fine ground-cover and is excellent for window-boxes. Each Per 10
Pot-grown.....\$0 50 \$4 50

LEUCOTHOE axillaris. Beautiful native evergreen shrub with spreading recurved branches and glossy dark green leaves, producing in spring numerous small white flowers in racemes. Splendid for shady locations. Ultimate height 2 to 3 feet.

Each Per 10
Fine plants.....\$0 75 \$6 50

LIGUSTRUM japonicum. A broad-leaved evergreen shrub of compact growth, with dark glossy green foliage. In north Florida the white-panicked flowers are produced during May and are followed by black berries. A desirable shrub for planting on the grounds and also for foundation and border planting. Often confused with *L. lucidum* and is so listed by some nurserymen.

Each Per 10
12 to 18 inches.....\$0 75 \$6 00
18 to 24 inches..... 1 00 9 00
2 to 3 feet..... 1 25 11 00

MAGNOLIA fuscata. A very fine broad-leaved evergreen shrub suitable for culture throughout the South. Reaches a height of from 10 to 12 feet. Flowers yellowish white, with banana-like fragrance. Very desirable.

Prices of *Magnolia fuscata* Each Per 10
8 to 12 inches.....\$1 00 \$9 00
12 to 18 inches..... 1 35 12 50
18 to 24 inches..... 1 60 15 00
2 to 3 feet..... 2 50 22 50

Soulangeana nigra. A deciduous early-flowering Magnolia, well adapted for planting throughout northern and central Florida. The flowers are tulip-shaped, purple on the outside, lighter colored within, produced with or before the leaves. It may be grown as a shrub or small tree.

Prices of *Magnolia Soulangeana nigra* Each Per 10
1 to 2 feet.....\$1 50 \$12 50
2 to 3 feet..... 2 50 20 00

MALVAISCUS grandiflora. A handsome free-flowering shrub, resembling a hibiscus in growth, but with drooping bright scarlet flowers. A fine addition to our list.

Each Per 10
4-inch pots.....\$0 50 \$4 50
6-inch pots..... 75 6 50

MYRICA cerifera. A native evergreen shrub with a dense head of olive-green foliage. It is adapted to a wide range of soil conditions and is a very satisfactory seaside plant. Berries gray and covered with wax.

Each Per 10
1 to 2 feet.....\$0 75 \$6 50
2 to 3 feet..... 1 00 9 00
3 to 4 feet..... 1 25 11 00

NANDINA domestica. An evergreen Japanese shrub which grows well in either sun or shade and is not particular as to soil conditions if the drainage is good. The white flowers are produced in panicles and are followed by red berries. The new foliage is tinted with pink and in winter becomes a beautiful red color from the effects of cold. When old, the plants will reach a height of six to eight feet.

Each Per 10
6-inch pots.....\$1 50 \$12 50
Medium..... 1 00 9 00
Strong..... 2 00 17 50



Oleander. See page 68

Southern Planting Facts



Shrubs and Hedge Plants

OLEA fragrans (Sweet or Tea Olive). Bright glossy foliage and small, white, sweet-scented flowers. Blooms for a long time in winter and early spring.

	Each	Per 10
4-inch pots.....	\$1 25	\$11 50
6-inch pots.....	2 00	17 50

OLEANDER (*Nerium Oleander*). Very satisfactory, free-blooming evergreen shrubs, adapted for outdoor planting in Florida and the Gulf Coast regions. The leaves are long, narrow-pointed, bright, while the flowers are very showy and produced freely. Planted singly in groups or in hedges, they are a valuable addition to any lawn.

	Each	Per 10
6-inch pots.....	\$0 75	\$6 50

Field-grown, Double Pink and White only.....	75	6 50
Extra-size, field-grown.....	1 50	12 50

Double Pink. A fine variety, with large, double pink flowers.

Madonna Grandiflora. A strong-growing variety, with white, semi-double, fragrant flowers. Very fine.

Shell-Pink. A very fine variety of Oleander with beautiful shell-pink flowers.

Single Pink. A very showy, single pink variety of strong growth.

Single White. A very free-flowering form with large masses of flowers. Very hardy.

OSMANTHUS Fortunei (Holly-leaved Tea Olive). A very desirable, hardy, broad-leaved evergreen shrub with holly-like leaves and sweet-scented white flowers. Grows well in partial shade.

	Each	Per 10
4-inch pots.....	\$1 25	\$11 50
6-inch pots.....	2 00	17 50

PHYLLANTHUS. Beautiful shrubs with dark zigzag branches and thin medium-sized leaves. Very beautiful when grown singly or in clumps. Fine for south Florida.

	Each	Per 10
10 to 18 inches.....	\$0 35	\$3 00
18 inches and up.....	65	5 00

nivosus roseo-pictus. A handsome shrub with beautiful foliage in various shades of green, white, pink and red.

PITTOSPORUM. Broad-leaved evergreen shrubs with beautiful bright foliage, clustered at the ends of the twigs. Flowers in spring; can be pruned any shape. No shrubs suitable for southern planting surpass *Pittosporum Tobira* and its variegated form. They are both adapted for seaside planting and neither of them seems to be particular about the soil in which they are set.

	Each	Per 10
4-inch pots.....	\$0 75	\$6 50
6-inch pots.....	1 00	8 50


Tobira. Hardy, foliage dark green, shiny. Can be pruned to any desired shape; grows well in shade. Makes a fine hedge.

Tobira variegatum. Has light green foliage variegated white, fine and showy.

PLUMBAGO capensis. A very showy, low-growing evergreen shrub producing an abundance of light blue flowers.

	Each	Per 10
4-inch pots.....	\$0 50	\$4 50

capensis alba. A white-flowered form, similar in every way to the blue variety. A desirable white shrub.



Pittosporum Tobira makes a beautiful hedge



Glen Saint Mary Nurseries Co. Glen Saint Mary, Florida

Shrubs and Hedge Plants

POMEGRANATE, FLOWERING (*Punica*).

These shrubs are among the most satisfactory for general planting. Beautiful flowers in various shades of white and pink produced all summer.

	Each	Per 10
1 to 2 feet.....	\$0 35	\$3 00
2 to 3 feet.....	50	4 50
3 to 5 feet.....	75	6 50

Double White. A strong-growing variety with long, double, creamy white flowers.

Dwarf White. A free-flowering dwarf variety with creamy white flowers.

Mme. Legrelle. Pink, marked with crimson veins; very full and double.

PRIVET, Amour River (*Ligustrum amurense*).

A densely branched variety of rapid growth, with small, evergreen leaves. The best hedge Privet known, and may be pruned in any desired form. Very ornamental.

	Each	Per 10	100	1,000
1-year....	\$0 15	\$1 25	\$8 00	\$75 00
2-year....	25	2 00	15 00	100 00

PRUNUS *Laurocerasus* (English Laurel).

A very beautiful evergreen shrub or small tree with large, bright green foliage. A splendid plant for combining with other shrubs in the border for foliage effects.

	Each	Per 10
4-inch pots.....	\$0 75	\$6 50

RAPHIOLEPIS *indica* (Indian Hawthorn).

A fine evergreen shrub, reaching a height of about 5 feet. Leaves roundish, thick, dark green. Flowers white, or pinkish white, in flat bunches, sweet-scented. Hardy.

	Each	Per 10
4-inch pots.....	\$0 75	\$6 50
6-inch pots.....	1 00	9 00

japonica. A handsome, hardy evergreen shrub, with good bright green foliage and white flowers at the tips of the branches in spring. An upright and fairly rapid grower. This is a very desirable shrub.

SERISSA *fœtida variegata*.

A low-growing much-branched evergreen shrub, reaching a height of about 2 feet; leaves dark green, yellow margined; flowers small, white, trumpet-shaped; very desirable where a low-growing shrub is required, and very desirable for tying larger shrubs down to the ground.

	Each	Per 10
4-inch pots.....	\$0 50	\$4 50
6-inch pots.....	75	6 50

SEVERINIA *buxifolia*. A low-growing, hardy evergreen shrub closely related to citrus. The leaves are small, bright, dark green. Flowers sweet-scented, followed by bright black fruit. It makes a satisfactory hedge.

	Each	Per 10
4-inch pots.....	\$0 50	\$4 50
6-inch pots.....	75	6 50

SPIRÆA. The Spiræas can be planted in masses, around borders or in beds, with excellent results. They bear a profusion of showy flowers in early spring, and a group planting makes a showy mass.

	Each	Per 10
1-year plants.....	\$0 40	\$3 50
2-year plants.....	65	6 00
3-year plants.....	1 00	9 00

cantonensis. Compact-branching shrub, 3 to 4 feet in height, producing a dense mass of pure white flowers; very desirable.

cantonensis, Double. This is a very beautiful double-flowered form, corresponding in other respects with the single one.

Vanhouttei. Branches long and arching; leaves dark green; flowers produced in clusters along the branches; hardy. This Spiræa is very often known as "Bridal Wreath."

SURINAM CHERRY.

An evergreen shrub with bright green glossy leaves and producing cherry-like ribbed fruit of delightful subacid flavor. It makes an attractive and unique ornament for the home grounds and is a splendid hedge plant. Adapted to south Florida and similar climates.

	Each	Per 10
2-inch pots.....	\$0 30	\$2 50
4-inch pots.....	50	4 50
6-inch pots.....	75	7 00

TABERNÆMONTANA *coronaria*.

An evergreen shrub with dark glossy green leaves and double white sweet-scented flowers. It resembles the Cape Jasmine. Half hardy.

	Each	Per 10
4-inch pots.....	\$0 50	\$4 50
6-inch pots.....	75	6 50

TEA PLANT (*Camellia Thea*).

An evergreen shrub usually reaching a height, with us, of 8 to 10 feet unless pruned back. Large, oval, serrate leaves; white, fragrant flowers 1½ to 2 inches in diameter. A very fine hedge may be made with Tea plants. They stand pruning well.

	Each	Per 10
1 to 2 feet.....	\$0 50	\$4 50
2 to 3 feet.....	75	6 50
3 to 4 feet.....	1 00	9 00

VIBURNUM *odoratissimum*.

An evergreen shrub with broad, glossy leaves. Flowers white, fragrant, in early spring. Grows about 8 feet high. Hardy.

	Each	Per 10
4-inch pots.....	\$0 75	\$6 50
6-inch pots.....	1 00	9 00

suspensum. A very fine evergreen shrub adapted to either sun or shade. Flowers white, scented, and produced in clusters suspended from the branches. Height 4 to 5 feet.

	Each	Per 10
4-inch pots.....	\$0 75	\$6 50
6-inch pots.....	1 00	9 00



Avenue lined with *Magnolia grandiflora*

Shade Trees

Nowhere in the country is shade so acceptable or so necessary as in the South. Whether in park or city street, country road or lawn, Shade Trees are valued not as luxuries, but as necessities for health and comfort. Nothing adds more to the home grounds, nothing so improves the appearance of town or city, as well-placed, healthy, vigorous Shade Trees.

The list of trees which is offered to our customers we can strongly recommend. They are carefully grown and trained. The roots are well developed and the stems are straight. They are given the same care that we give all our fruit trees. Grown in nursery rows for a number of years, our Shade Trees are vastly superior in every way to the trees which may be obtained from the woods and transplanted to the home grounds. **For trees shipped with balls of earth, see page 79.**

ALBIZZIA Julibrissin. A small deciduous tree with low, spreading, flat-topped head and finely divided, dark green, compound leaves. Flowers pink, showy, borne in large bunches at the ends of the branches. Handsome, rapid-growing. Hardy as far north as Washington.

	Each	Per 10
4-inch pots.....	\$0 50	\$4 50
6-inch pots.....	75	6 50

ANISE TREE (*Illicium anisatum*). A handsome, hardy, broad-leaved, evergreen shrub reaching a height of 10 to 12 feet. Leaves anise-scented when bruised.

	Each	Per 10
4-inch pots.....	\$0 50	\$4 50

AUSTRALIAN SILK OAK (*Grevillea robusta*). A tree with fern-like foliage; rapid grower, well adapted to southern Florida. Most desirable evergreen tree.

	Each	Per 10
2 to 3 feet.....	\$0 50	\$4 00
3 to 4 feet.....	75	6 50
4 to 6 feet.....	1 00	9 00

BAUHINIA alba. Very similar to *purpurea* but producing a fine showing of pure white flowers in late winter and early spring.

purpurea. A small or shrubby almost evergreen tree, with large flowers in different shades of light blue to dark purple, produced during winter and spring in great profusion.

Prices of <i>Bauhinia alba</i> and <i>purpurea</i>	Each	Per 10
4-inch pots.....	\$0 50	\$4 50
6-inch pots.....	75	6 50

CAMPHOR (*Cinnamomum Camphora*). One of the finest broad-leaved evergreen trees for Florida and the lower South. It is a good grower and well adapted for general planting either as a shade or yard tree or for wind-breaks. Only the roots of Camphor will be shipped. They grow readily from the crowns.

	Each	10	100
2 to 3 feet.....	\$0 50	\$4 50	\$40 00
3 to 4 feet.....	75	6 50	60 00
4 to 5 feet.....	1 00	9 00	80 00



Glen Saint Mary Nurseries Co. Glen Saint Mary, Florida

Shade Trees

CHERRY LAUREL. This fine broad-leaved evergreen is a native of the South. The leaves are large, bright, shiny. When grown to full height, it reaches 30 to 40 feet. It may be pruned in any desired shape. Makes a very fine hedge.

	Each	10	100
1 to 2 feet.....	\$0 25	\$2 00	\$18 00

DOGWOOD, White (*Cornus florida*). A small deciduous tree, with spreading, bushy top and bright green leaves. The flowers, with their large, white bracts, appearing in spring before the leaves, make the Dogwood one of the most striking ornamental trees. The showy, bright scarlet fruit ripens in autumn, making it very attractive at this season.

	Each	Per 10
2 to 3 feet.....	\$0 50	\$4 00
3 to 4 feet.....	65	6 00
4 to 6 feet.....	85	8 00
6 to 8 feet.....	1 25	10 00

EUCALYPTUS. Rapid-growing evergreen Australian trees, many of which do splendidly in Florida. We have made a careful selection of the most desirable sorts. They are all pot-grown and easily transplanted.

Prices of Eucalyptus	Each	Per 10
1 to 2 feet.....	\$0 40	\$3 00
2 to 3 feet.....	50	4 00
3 to 4 feet.....	75	6 50
4 to 6 feet.....	1 00	9 00

Eucalyptus robusta (Swamp Mahogany). A rapid-growing tree, with spreading, reddish branches, large, oval, dark green, pointed leaves and rough, dark brown bark. Perhaps the most desirable Eucalyptus for shade.

rostrata. Grows well under a great variety of conditions. Leaves long, narrow, and pointed. Stands extremes of heat and cold.


rudis. Very fine for street planting; withstands extremes of both heat and cold.

tereticornis. A valuable timber Eucalyptus, well adapted to trying conditions. Leaves rounded resembling a poplar leaf somewhat in shape. Hardy.

viminalis. A very handsome Eucalyptus, with long pendulous branches. It stands considerable cold. Trees of this species on our grounds at Glen Saint Mary have grown splendidly and have been uninjured during the winters of the past five or six years.

FLOWERING PLUM. This Plum is one of the finest small-sized deciduous trees for planting in the South. In northern Florida it blooms in January, before the leaves appear, producing a gorgeous mass of double, pink, sweet-scented flowers. It is very handsome and desirable.

	Each	Per 10
2 to 3 feet.....	\$0 40	\$3 50
3 to 4 feet.....	65	6 00



American Holly (*Ilex opaca*)

Southern Planting Facts



Shade Trees



Camphor Tree (*Cinnamomum Camphora*). See p. 70

FLOWERING WILLOW (*Chilopsis linearis*).

A spreading deciduous tree, reaching a height of 15 to 20 feet. Leaves long, narrow, willow-like. Flowers lilac, striped with yellow, borne throughout most of the summer. Does well on dry land; handsome.

	Each	Per 10
2 to 3 feet.....	\$0 40	\$3 50
3 to 4 feet.....	65	6 00

GORDONIA Lasianthus. A fine evergreen tree, reaching a height of 50 to 60 feet with large, dark green, shiny leaves. Flowers white, resembling small magnolias, and borne freely on young trees. Grows satisfactorily on different types of soil.

	Each	Per 10
2 to 3 feet.....	\$1 00	\$9 00
3 to 4 feet.....	1 25	11 50
4 to 6 feet.....	1 75	15 00
Extra sizes.....	3 00 up	

HOLLIES. These fine evergreen trees are at home all over the South. They are not surpassed in beauty by any of our broad-leaved evergreens. We are now in position to offer three varieties. All grafted from selected fruit-bearing trees. We can furnish all three species with balls of earth if desired.

	Each	Per 10
2 to 3 feet.....	\$1 00	\$9 00
3 to 4 feet.....	1 25	11 50
4 to 6 feet.....	1 75	15 00
6 to 8 feet.....	3 00	27 50
Extra sizes.....	5 00 up	

American Holly (*Ilex opaca*). The Christmas Holly. Its bright green, spiny leaves and brilliant scarlet berries make it one of our handsomest evergreen shade trees.

Dahoon Holly (*Ilex Dahoon*). Leaves bright and glossy, branches literally covered with bright red berries. One of the most valuable broad-leaved evergreens in our list and we strongly recommend it.


Myrtle-leaved Holly (*Ilex myrtifolia*). This attractive evergreen Holly has small, bright green leaves, and produces bright red berries.

KOELREUTERIA formosana. A small or medium sized tree with deciduous foliage resembling that of the Texas Umbrella. Flowers yellow, in large panicles in early fall, followed by beautiful pink fruits.

	Each	Per 10
2 to 3 feet.....	\$0 75	\$6 50
3 to 4 feet.....	1 00	9 00
4 to 6 feet.....	1 40	12 50

MAGNOLIA grandiflora. The grandest broad-leaved evergreen of the southern forests. Leaves large, bright shining above, usually coated with brownish hairs beneath. Flowers beautiful, often 8 to 10 inches across, waxy white, lemon-scented, produced throughout a period of two or three months.

	Each	Per 10
2 to 3 feet.....	\$1 00	\$9 00
3 to 4 feet.....	1 25	11 50
4 to 6 feet.....	1 75	15 00
6 to 8 feet.....	3 00	27 50
8 to 10 feet.....	5 00	



Magnolia grandiflora



Glen Saint Mary Nurseries Co. Glen Saint Mary, Florida

Shade Trees

OAK (*Quercus*). Long-lived, of rapid growth, with graceful, rounded tops. The Oaks are among our most valuable and common shade and ornamental trees and can be grown almost anywhere.

	Each	Per 10
2 to 3 feet.....	\$0 50	\$4 50
3 to 4 feet.....	75	7 00
4 to 6 feet.....	1 00	9 00
6 to 8 feet.....	1 50	14 00
8 to 10 feet.....	3 00	27 50
Special size.....	5 00	up

Laurel (*Quercus laurifolia*). A medium- or large-sized almost evergreen tree, with thick, rounded head and slender branches. The leaves are oblong, sometimes lobed, dark green. A handsome shade and avenue tree, and of commanding appearance as single specimens.

Live Oak. A fine long-lived evergreen tree, native to the South. Its symmetrical shape and dark, glossy green leaves make it a very handsome and desirable tree for lawn planting. It succeeds over a wide range of territory, and our stock is produced from a very fine type.



The Live Oak has no superior as a shade tree

POPLAR (*Populus Simonii*). A tall, rapid-growing small-leaved deciduous Chinese Poplar of upright, pyramidal habit, more beautiful than Lombardy, and better adapted to the Lower South. Meyer's introduction.

	Each	Per 10
2 to 3 feet.....	\$0 40	\$3 50
3 to 4 feet.....	65	6 00
4 to 6 feet.....	85	8 00
6 to 8 feet.....	1 25	10 00

SWEET GUM (*Liquidambar styraciflua*). Rapid-growing, native deciduous tree. Branches often corky winged. Leaves bright green, five- to seven-pointed; in autumn brilliantly colored in shades of red and crimson.

Makes a handsome shade tree.


	Each	Per 10
2 to 3 feet.....	\$0 40	\$3 50
3 to 4 feet.....	65	6 00
4 to 6 feet.....	85	8 00
6 to 8 feet.....	1 25	10 00

RED-BUD (*Cercis canadensis*). A small deciduous tree, 20 to 30 feet high, with rounded handsome leaves, producing an abundance of rosy pink flowers in early spring which make it an attractive object in any landscape. Should be planted on well-drained land.


	Each	Per 10
2 to 3 feet.....	\$0 40	\$3 50
3 to 4 feet.....	65	6 00
4 to 6 feet.....	85	8 00

TEXAS UMBRELLA. A medium-sized deciduous tree, with flat, umbrella-like top. Foliage finely divided, dark green, casting a dense shade. A very desirable shade tree. Especially adapted for planting in eastern Virginia and the Carolinas.


	Each	Per 10
2 to 3 feet.....	\$0 40	\$3 50
3 to 4 feet.....	65	6 00
4 to 6 feet.....	85	8 00
6 to 8 feet.....	1 25	10 00



Branch of Red-Bud Flowers



Purple Wistaria



Bignonia venusta



Yellow Jessamine

VINES

To add to the beauty of the home and its surroundings, Vines of different kinds are unsurpassed. If many bare, unsightly walls were covered by them, they would become things of beauty, for Vines have the power to soften lines and cover up imperfections. Where it is desired to give an appearance of age to a building, they are unequalled.

Nothing can surpass the glory of the Wistaria, the Yellow Jessamine and *Bignonia speciosa*, when in full bloom. The Japan Ivy and Virginia Creeper are well adapted for brick walls, or surfaces where a Vine is required to climb by fastening itself. The Honeysuckle and Trumpet Vine are splendid for covering mounds, dead trees and fences. The Yellow Jessamine, the two Honeysuckles, Allamanda and Rhynchospermum, are evergreen, and where an evergreen covering is desired they should be given preference. The Rhynchospermum, Yellow Jessamine and Trumpet Honeysuckle are sweet-scented. It should be borne in mind that the Climbing Roses and Muscadine Grapes are useful for these same purposes.

For best results, the land should be well prepared, and, if planted near brick walls, the mortar and brickbats should be removed. Dig deeply and mix a fair amount of commercial fertilizer with the soil about two weeks before planting. After they are established, commercial fertilizer or stable manure may be used as a surface dressing. With good drainage, Vines require plenty of water.

PRICES ON VINES.

	Each	Per 10
Medium plants	\$0 50	\$4 50
Strong plants	65	6 00
Extra-strong plants	1 00	



Bignonia Chamberlaynii. A hardy, vigorous Climber

AL LAMANDA Hendersonii. A strong-growing vine, with large, glossy evergreen foliage and large, trumpet-shaped, golden yellow flowers. Tender; adapted to south Florida.

ANTIGONON leptopus (Mountain Rose). A handsome vine with heart-shaped leaves, producing large racemes of rose-pink flowers; adapted to sunny locations.

BIGNONIA. Strong-growing, free-flowering vine with beautiful trumpet-shaped flowers in different shades of yellow, orange and blue.

Chamberlaynii. A hardy evergreen vine, producing an abundance of bright yellow flowers in early spring.

radicans (Trumpet Vine). Leaves compound, deciduous, dark green; flowers brilliant orange, produced throughout the summer. Very hardy.

speciosa. A hardy evergreen vine, with glossy leaves. Flower clusters large; purple.



Ficus repens is one of the finest Vines for covering brick, stone or cement

BIGNONIA venusta. One of the strongest-growing vines, climbing to a great height; evergreen with bright, glossy foliage; flowers borne in great profusion, tubular, bright reddish orange; very showy. Tender.

BOUGAINVILLEA glabra Sanderiana. A showy evergreen vine, bearing large masses of purple flowers. A strong grower and reaches a great height. While tender, with care it does quite well even in north Florida.

Crimson Lake. This variety, with its bright crimson flowers, is one of the most striking vines that can be grown in Florida. \$2 each.

ENGLISH IVY (*Hedera helix*). The well-known English Ivy. An excellent covering for walls and tree trunks. In Florida succeeds best in shaded locations. Evergreen.

FICUS repens (Evergreen Climbing Fig). No other vine is quite so satisfactory for covering foundations of buildings or walls. Small-leaved evergreen vine; quite hardy.

HONEYSUCKLE (*Lonicera*). Rapid-growing vines, with handsome flowers. Make a dense covering adapted for porches, trellises and for hiding unsightly places.

Trumpet (*Lonicera sempervirens*). A beautiful, strong-growing vine, with oval leaves, bluish green in color. Flowers showy, scarlet on the outside, yellow within, large and produced nearly the whole year with us.

White (*Lonicera japonica*). A rapid-growing evergreen vine, stems slender, leaves dark green. Flowers sweet-scented, white, changing to yellow. Produces a dense covering.

JASMINUM pubescens. An evergreen vine or scrambling shrub, with beautiful green foliage and showy, white, star-shaped flowers. It may also be grown in shrub form. Quite hardy and a satisfactory vine.

KADSURA japonica. A hardy evergreen twining vine, with large, dark green leaves. The new growth of vine and leaves is red, giving the plant a very beautiful appearance. Makes a good ground-cover.

RHYNOSPERMUM (*Rhyncospermum jasminoides*). Leaves rounded, rather small, thick, shiny; flowers produced freely, white, star-shaped, small, very fragrant. A very desirable vine. Hardy and evergreen.

WISTARIA (*Wistaria chinensis*). Magnificent, strong-growing, woody vines, hardy throughout the country. Leaves deciduous; the flowers are borne in large, pointed clusters, with or before the leaves in spring. Wistarias make handsome specimens when staked and grown as trees.

Purple. A very strong-growing sort, producing large panicles of purple flowers.

White. A very fine variety, with large clusters of delicately scented white flowers.

YELLOW JESSAMINE (*Gelsemium sempervirens*). A slender, rapid-growing evergreen vine. Flowers yellow, fragrant, produced in profusion in early spring.



White Honeysuckle



View in the garden of Mrs. H. Marshall Taylor, Jacksonville, Fla. Planted with Glen Saint Mary stock

Planting the Home-Grounds

That a planting may be interesting, pleasing, and inviting depends not so much upon the kinds of materials used, as upon the arrangement of the plants and the care given them. Needless to say, poorly grown, badly cared for plants in various stages of poor condition will add nothing to the home or its surroundings. To grow healthy plants with a wealth of good leaves and flowers requires thorough soil preparation, the liberal use of manure, fertilizer and water. These they must have. Satisfactory results cannot be secured on permanently poor soils, or in places where plants are not happy in their surroundings.

The basic materials for improving soil conditions are a crop of cowpeas or velvet beans grown on the land, if there is time, and plowed or spaded into it, stable manure, poultry manure, vegetable mold from the woods, and organic ammonia fertilizer, such as cotton-seed meal, castor pomace, and tankage. Raw ground bone is a very valuable material of wide use in growing good trees and shrubs. Commercial fertilizers can hardly be dispensed with and should be applied at the rate of a ton or more per acre. All manure should be well rotted before using. Dig the ground deeply where the plants are to go; remove all bricks, sticks and rubbish. Economize, if need be, on the plants to be used, but never on the preparation for their planting.

The object in planting the home-grounds is to make a pleasing picture. To secure such a result, a planting-plan, showing the placing of all plants, should be made. This plan will show the location of all permanent features, trees or shrubs already in place, the house, garage, boundaries, etc. Necessary walks and drives should be added. For this work a sheet of cross-section paper will be found very valuable.

After this, decide what planting is necessary to give the desired results. Shrubs should be used in masses around the foundations of the buildings, along the boundary lines, and in the corners of the grounds. The whole back yard may be enclosed, giving privacy to the grounds. Leave an open space of lawn. Even a small yard may be made to appear much larger if the open lawn is preserved. On the lawn side of the borders, the planting should be irregular in outline, here a projecting point formed by the shrubs, there a bay where the lawn seems to project into the border. The shrubby projections may be the locations selected for particularly attractive specimens of shrubs. In general, the taller growing specimens should be kept in the background, using smaller growing plants of different heights to bring the border down to the ground. Annuals may be included in the border, changed from season to season, or bulbous plants and perennials may be set out. The exact location of every plant, tree, or shrub should be indicated.

Our Landscape Department is prepared to help our customers with their planting problems. We shall be pleased to render assistance either by correspondence or by personal interview. A well-prepared plan will enable the planter to carry the work through several seasons, if need be, to secure the results desired.

Southern Planting Facts

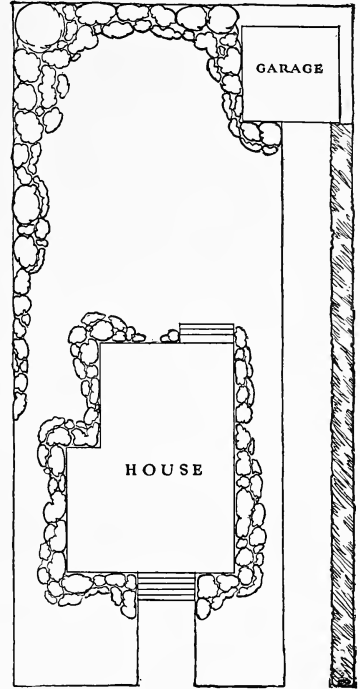


Planting the Home-Grounds

What has been said of soil-preparation applies with equal force to the making of the lawn. The foundation should be well laid in a thoroughly and carefully prepared soil, well fertilized and carefully leveled or graded. The lawn grasses most commonly used in the Lower South are St. Augustine and Bermuda grasses. These grasses are usually established with cuttings. Open the ground with a flat spade, insert the cutting and pack firmly with the foot. Water liberally and keep the weeds out until the grass makes a good cover. The secret of keeping a lawn in good shape is heavy fertilizing and watering. The lawn contrasting its uniform green with the different shades in the border, completes the picture, adding to and bringing out the beauties of the planting.


Generally, large masses of highly colored plants should be avoided, though they may be combined advantageously with more subdued colors. Deciduous shrubs are generally valuable for their flowers, but being bare of leaves in winter are sometimes not regarded favorably. These may be combined with evergreen sorts with pleasing results and there is nothing that quite takes the place of the early flowering shrubs. Many different species may be planted together or there may be clumps or groups of a single kind. Where bold or striking effects are desired, they can best be secured with large plantings of a single variety.

The materials, that is the plants to be used, should be carefully selected for the general sections of the country where they are to be planted and grown. Because the planter has seen a shrub grown in one part of the country often inclines him to plant it in another, where perhaps it is entirely out of place and cannot be grown at all. Frequently plantings are made with tender plants which are injured by frost and the garden is left bare and uninteresting. Climate, soil, moisture and exposure must all be taken into consideration. Some plants are adapted to shade while others are best suited to sunny locations. Certain plants grow well in shade but do not bloom satisfactorily while others



Plants on the city lot should be around boundaries and about foundations

bloom well only in shaded spots. It may be desirable to have shrubs bloom at certain seasons and this can be done, in the garden, only by making a proper selection. These and many other requirements must be met if satisfactory results are to be secured. The lists which follow will be found of great assistance in making selections.



House foundations, before and after planting, help to make the difference between a house and a home

Southern Planting Facts



Planting the Home-Grounds

Plants for Foundation Plantings

	Page		Page		Page
Abelia grandiflora	62	Feijoa	65	Nandina domestica	67
Arborvitæ	51	Ilex glabra	66	Olea fragrans	68
Ardisia	63	Ilex vomitoria	66	Palms, Dwarf	54-56
Azaleas	59-61	Jasminum floridum	66	Pittosporum	68
Bottle Brush	63	Jasminum humile	67	Severinia buxifolia	69
Cephalotaxus	53	Ligustrum	67	Zamia	54
Elæagnus	65	Myrica cerifera	67		

Plants for Shady Situations

Andromeda nitida	63	English Ivy	75	Nandina domestica	67
Cephalotaxus	53	Ilex glabra	66	Palms	54-56
Cestrum nocturnum	64	Illicium anisatum	70	Pittosporum	68
Cycas revoluta	54	Ligustrum	67	Zamia	54
Elæagnus	65	Myrica cerifera	67		

Plants for Seaside Planting

Bottle Brush	63	Hibiscus	65	Oleander	68
Crape Myrtle	64	Juniperus	52	Palms	54-56
Elæagnus	65	Lantana	67	Pittosporum	68
Guavas	43	Myrica	67	Severinia	69

Plants for Hedges

Abelia grandiflora	62	Ilex vomitoria	66	Oleanders	68
Arborvitæ	51	Juniperus	52	Pittosporum	68
Bamboos	57	Lantana	67	Privet, Amoor River	69
Bottle Brush	63	Ligustrum	67	Severinia buxifolia	69
Cephalotaxus	53	Myrica cerifera	67	Surinam Cherry	69
Ilex glabra	66	Nandina domestica	67	Tea Plant	69

Plants Flowering in Winter or Early Spring

Acacia longifolia	62	Dogwood	71	Olea fragrans	68
Aza'eas	59-61	Hibiscus	65	Plum, Flowering	71
Bauh'nias	70	Jasminum floridum	66	Plum, Wild	37
Bignonia venusta (vine)	75	Jasminum humile	67	Red-Bud	73
Bougainvilleas (vine)	75	Jasminum primulinum	67	Spiræas	69
Buddleias	63	Magnolia soulangeana nigra	67	Wistaria (vine)	75
Camell'a japonica	63	Malvaviscus	67	Yellow Jessamine (vine)	75

IN FLORIDA GARDENS

By Mrs. Millar Wilson and Mrs. John A. Ferguson

The need of a work of reference on garden plants for Florida and the Lower South has been long felt. In their new book, "In Florida Gardens," Mrs. Wilson and Mrs. Ferguson have filled this need. It is a very valuable book for garden makers in a region which hitherto has received but little attention from writers. Price \$3.50, postpaid.



Group of Trees Balled and Burlaped for Shipping from Glen Saint Mary Nurseries

Balled and Burlaped Trees and Shrubs

The method which we have perfected for handling open-ground-grown shrubs and trees of various kinds with their roots still undisturbed and surrounded by the earth in which they grew has given the best of results. Our customers are more than pleased. Hitherto it has been possible to accomplish this only when the plants were grown in heavy, compact clay soil. Our success in this new departure is one of the most important advances in the handling of trees and shrubs in years. We are now able to make shipment of trees without pruning them back, of ornamentals and roses with the flowers still on them, and ready to burst into bloom, to be transferred to your garden or grounds in their original shape and beauty. The effect is immediate, you do not have to wait for the plants to develop new heads, and repair the loss of top and branches,—in brief, we can now supply you with ready-grown shrubs and trees for a ready-made garden.

Shipping Weights

Our plans provide for the handling of plants in grades approximately 2 to 3 feet, 3 to 4 feet, 4 to 5 feet, and 5 to 7 feet. In some sorts larger specimens can be furnished. The larger the tree, the larger the ball of earth about its roots, and the greater the weight.

It is difficult to give exact shipping weights. Much depends upon the amount of moisture in the soil and other details over which we have no control. Trees in 2- to 3-foot grade, shrubs (Spireas, for instance) and Roses will weigh, approximately, 75 pounds each; 3- to 4-foot trees about 100 pounds each; 4- to 5-foot trees will weigh 150 to 175 pounds each; 3- to 4-foot Arborvitæ and 5- to 7-foot trees will weigh 200 to 250 pounds each, and special grades will run 300 to 350 pounds each.

Planting and Care

The plants **must not be handled** by picking them up by the branches, stems or trunk. Lift and move by clasping the ball of earth with the hands, or by placing planks under it. Remove from the packing-case or box by taking it apart. Do not remove the burlap about the ball of earth. **Leave it on.** Dig the hole for the plant 4 or 5 inches deeper and 8 to 10 inches broader than will be required to accommodate the ball of earth. Fill in the bottom of the hole with enough good, rich earth, in which a handful or two of commercial fertilizer has been mixed, to bring the top of the burlap up to the level of the surrounding earth when the plant is placed in the hole. Then fill in, with the same soil, the space between the ball of earth and the well of the hole, **packing it tight.** Make a basin of earth on top around the plant and fill with water, and give additional water from time to time for two or three months unless rains are frequent. It is sometimes advisable to shade the plants with burlap, but usually it is not necessary.

PRICES. The prices on Palms are given on pages 54 and 56. The price on specimen balled Roses is \$2.50 each. On the remainder of our list the price is three times the single rate for the grade ordered. Larger specimens quoted on request.



Amaryllis



Hemerocallis



Eucharis

Bulbs and Related Plants

In no part of the country can a wider range of really good bulbous and tuberous plants be grown than in the South. Not only can most of the prominent sorts which beautify the landscapes of northern localities be grown to perfection, but many beautiful and more tender sorts adapted only to the South may be added to the list. As a rule, when provided with well-prepared soil, sufficiently rich, good drainage, and sufficient moisture, very little further attention is needed, and throughout the year a profusion of bloom may be secured, giving such an abundance of bright colorings as cannot be secured with any other plants. The varieties offered have been carefully tested and the very best of results may be expected from them.

AMARYLLIS (*Hippeastrum vittata*, hybrids).

For years we have been hybridizing and growing Amaryllis and have brought together a very large collection of these beautiful bulbs. The flowers are very large and the range of colors is wonderful—red, maroon, rose, splashed pink, striped, and variegated. They are easy to grow and unsurpassed among bulbs. Flowering size, 75 cts. each, \$6.50 for 10.

EUCHARIS *grandiflora* (Amazon Lily). A

lovely bulbous plant from Colombia. Leaves broad, about 12 inches long, ribbed. Flowers pure white, cupped, somewhat resembling narcissus, in clusters of two to six on stems 1 to 2 feet long. Fine for cut-flowers. Flowering bulbs, 75 cts. each, \$6.50 for 10.

HEMEROCALLIS (Yellow Day Lily). These

fine herbaceous perennials are adapted for planting in borders and beds. The leaves are narrow, grass-like, and produced in dense tufts. The flowers, in different shades of yellow, orange, and tawny yellow, according to variety, are produced abundantly. The list of varieties catalogued will give bloom through the season March to July.

Aurantiaca major. This variety produces its deep reddish orange flowers on tall stems.

Florham. Large flowers of rich golden yellow. Stems tall. Full bloom in early June. Very fine.

Hemerocallis fulva. Large tawny or orange-yellow flowers with darker markings of reddish orange.

Kwanso. Similar to Fulva in color and size but the flowers are double. June, July.

Queen of May. Flowers a good golden yellow in color, on stems 2 to 2½ feet. Early.

Sovereign. Golden yellow flowers, tawny yellow on outside of petals. Dwarf; early.

Thunbergii. Pale lemon-yellow flowers on tall, slender stems. Beautiful. June, July. 25 cts. each, \$2 for 10, \$15 per 100

LIRIOPE graminifolia (Liriope). A new and interesting plant, growing in tufts or clumps, with broad, dark green, grass-like leaves. Flowers lavender, in spikes resembling grape hyacinths. 25 cts. each, \$2 for 10.

MARICA gracilis (The Flag Lily). This plant belongs to the iris family. It grows in clumps or tufts, with dark green foliage that bends at the tips. The flower-stalks are like the leaves, and the flowers are produced from the edges, near the tips. Flowers white, blue and brownish within. Very interesting and valuable. 35 cts. each, \$3 for 10.

MORÆA iridioides (Natal Lily). A plant belonging to the iris family, and of easy culture under general Florida conditions. The leaves are sword-like, upright, in fan-shaped arrangement. The flowers are iris-like, white with yellow and blue central parts. 35 cts. each, \$3 for 10.



Planting Information

The land on which trees are to be set should be thoroughly prepared before planting. Too frequently this important matter is neglected or poorly done, but it pays to give particular attention to this part of the work. It is easier to put the land in good condition before planting than after, and, if the trees are to bring the results desired, it must be done at some time. It is best to clear the land a year in advance of planting, then grow a crop of cowpeas or velvet beans and turn it back into the soil. Good results may be secured without this, but it is a good plan to follow whenever possible.

Staking

After the land has been well plowed, harrowed and leveled, a 3 or 4-foot stake should be set where each tree is to stand. Laths make good stakes for this purpose. While a number of different plans may be used in spacing the trees, it is usually best to set them in squares or in rectangles.

Planting Distances

The distance apart at which the trees should be set depends upon the character of the soil, the moisture it contains, the kind of trees and the ideas of the planter. Usually they should be given a goodly distance. A table of usual planting distances is given on the inside back cover page.

Care of Trees on Arrival

When the trees arrive, if everything is in readiness, they may be taken directly to the field and set out, taking the trees from the boxes as needed. If the number is large, or there is a delay of more than a few days, it is best to open up the boxes or bales and heel-in the trees. This is done by digging a trench deep enough to accommodate the roots nicely, straight down on one side, sloping out to the ground-level on the other. In this trench place the roots, the tops in slanting position, cover with earth, packing well among the roots, use some water, and cover the tops with packing material, straw or grass, to shade them. From this heeling-in place they may be taken for planting, and carefully protected from the sun with damp burlap until placed in the holes.

Digging Holes—Fertilizers

It is best to dig the holes just in advance of planting to prevent drying or baking; also loss of moisture. The holes should be made 6 inches wider and deeper than necessary to accommodate the roots. Place the top-soil in a pile by itself when the holes are dug. Commercial fertilizer analyzing about 6 per cent phosphoric acid, 4

per cent ammonia, 3 per cent potash, may be used at the rate of one-half to one pound per tree, thoroughly mixed with the top-soil in filling in around the roots. We do not recommend the use of stable manure in the holes, though on pecans, persimmons, roses and ornamentals in general, it may be used to advantage as a mulch after planting, when well rotted.

Pruning

Some kinds of nursery trees must be pruned before shipping. Others are not pruned. It is a safe rule with practically all plants that the tops and broken roots should be cut back before planting. For years it has been a part of our nursery practice to prune nearly all stock lifted from the open ground before shipping.

Setting the Trees

Set the trees the same depth they stood in the nursery rows. The exact point can be determined by the earth-marks, or the "collar." Citrus trees, particularly, are very much injured by too deep planting, and it is a safe rule with all trees and shrubs to set them a little higher than they grew rather than lower. Spread out the roots carefully by hand, and pack the earth well around them. When the hole is three-quarters filled up, pack thoroughly with the feet. This is important. More trees are lost from loose packing than from any other cause. After packing thoroughly, and before the hole is quite filled up, pour in water, especially if the soil is dry. As the water sinks down into the earth, it helps to pack the soil in all the small corners among the roots. When the water has sunk away, fill up the balance of the hole, pack again with the feet, straighten up the tree and level off. If the weather and soil are dry it is often an excellent plan to bank up around the tree with dry soil. This prevents evaporation of moisture from the tree, keeps it steady in the ground, and is a great protection. This bank can be removed after it has served its purpose. Banking is a good protection against frost.



General Care

After carefully planting trees or shrubs they should receive such care and attention as will keep them in thrifty growing condition, and, if the best results are desired, they should never be allowed to become stunted in their growth. To bring about this condition they must be cultivated frequently, fertilized from time to time, and kept free from insects and diseases. Only those who give their trees the care they require can hope to secure the maximum results from their plantings. Consult your successful neighbors and be guided by their experience under similar conditions.

Cultivation

The ground around newly set plants must be kept free from weeds, because a growth of weeds deprives the trees of needed moisture and plant-food. Lawn specimens may be cared for by simply cutting out the turf in a circle of 2 feet radius around the trees, and keeping the circles well cultivated. Young orchard trees may be handled by cultivating a narrow strip 3 to 5 feet wide on each side of the tree-rows and the remainder of the ground (not cultivated) should be planted with a cover-crop to shade the soil and improve its condition when it is plowed under. It is best to continue the cultivation of the narrow strip throughout the season, or well up into autumn. Of course, if heavy rains occur, cultivation of young trees may at times be omitted, but even then weeds must not be allowed to grow up around the trees, thereby shading them to an injurious degree.

The cultivation of older trees differs in some particulars from that given young trees. In the first place cultivation should begin in spring some time before the trees start into growth and should be continued at intervals of ten days or two weeks throughout the spring months up until about June 15 or July 1. A cover-crop should then be given possession of the ground until autumn. The best cover-crops in the Lower South are beggarweed, cowpeas and velvet beans. In spring, the whole surface of the ground should be cultivated, and if the weather is dry, cultivation should be given more frequently.

The most important objects of cultivation are to preserve a dust mulch and conserve moisture. The best cultivation tools are a disc harrow, an extension disc, an Acme harrow and, for heavy lands, a spring-tooth harrow. The plow is not required, except when the cover-crop is turned under.

Fertilizers

The fertilizer already recommended for use at time of planting will be found about right for young trees and, under most conditions, its use may be continued until the trees are well grown and commence to bear. On shade trees and shrubs its use may be continued throughout. When fruit trees begin to bear, the composition

of the fertilizer applied should be changed. The amount of potash should be increased. In general, it will be found that a fertilizer containing 3 per cent ammonia, 6 per cent phosphoric acid, and an increased amount of potash will be about right. The composition of the fertilizer should be varied to meet special conditions.

The general tendency in the use of commercial fertilizers is to make frequent applications of small amounts. In arriving at the quantities required on shade trees, it is a good plan to use from one to two pounds for each inch in diameter.

If a young orange tree received one-half pound at time of planting in January, it should receive a pound in March, another in June, and another in September. In its second year, it should be fertilized in February, April, June and September, giving about one pound and a half at each application. After the second year, there should be a gradual increase as the trees become older; those who secure best results fertilize liberally.

In fertilizing young trees, the fertilizer should be scattered in a band 2 feet wide, beginning back 6 inches from the trunk. As they become older, the fertilizer should be spread out toward the ends of the branches, and in old orchards or groves it should be broadcasted over the whole surface as the roots make their way into all parts of the soil. After applying fertilizer the ground should be cultivated.

Insects and Diseases

These must be watched for and guarded against. Dead branches should be removed from the tops of trees and burned. They often contain spores of diseases or have become the breeding-places of noxious insects. In some localities many insects may be controlled effectively through the agency of friendly fungi; in others it is necessary to spray as well. In a general way it will be found that bordeaux mixture is effective against fungi, lime-sulphur wash as a winter spray against scale insects and fungi on deciduous trees, rust mite, purple mite and red spider on citrus; arsenate of lead against biting or chewing insects, and whale-oil soap or miscible oil against sucking insects such as white fly and against various scale insects.

QUANTITY	FULL NAME OF VARIETY (If Citrus Trees, specify on what stock wanted)	SIZE	STOCK	PRICE			
				Each	Total		
			<i>Amount</i>	<i>brought</i>	<i>forward</i>		
<i>Total amount</i>							

SPECIAL ORDER SPACE FOR TEMPLE ORANGE TREES

To protect myself and other purchasers of Temple Orange Trees against the competition of inferior fruit sold under the same name, and to protect you in the right to exclusively propagate and distribute this orange, and in consideration of the fact that you are to supply me the trees ordered above, I agree not to sell or give away, or to permit anyone else to take any scions, buds, or cuttings from these trees, or from their progeny, for a period of twenty-five years.

I further agree not to sell or give any of these trees away, and in case of disposition of property on which the trees are planted, I obligate myself to make this agreement a condition of the transfer.

(Signed) _____

Explanation of the Order Sheet and Protection Agreement Printed Above

You will note in the order blank herewith a clause binding you not to dispose of any budwood of the trees of the Temple orange or of the trees themselves.

This agreement is both for your protection and for ours. We regard it of just as much importance, if not more, from your standpoint as from ours, and believe you will agree with us.

If the propagation and distribution of trees of this orange are not confined to a single responsible, dependable channel, all sorts and kinds of so-called Temple oranges will be offered within a few seasons.

The fruit of some of these strains, if indeed not all of it, except the original from our Nurseries, will be inferior, and when this poorer fruit is marketed under the Temple name it will have a tendency to lower the prices offered for true Temple oranges.

By the restrictions we are placing on the sale of Temple budwood and trees, we are endeavoring, just as far as possible, to protect our customers against this condition. You know that the fruit of the true Parson Brown or Pineapple orange, for instance, does not sell as well as it would if there were none of the false strains in the market.

This agreement providing against the sale of budwood also is for our protection against unfair competition. We have thoroughly tested out this fruit and are propagating trees under conditions which assure you that they are healthy, true to name and first class in every way. It is but common fairness and simple justice that all selling rights in the Temple orange should be our property.

Respectfully submitted, GLEN SAINT MARY NURSERIES COMPANY

ORDER SHEET • 1926

IMPORTANT: Before making out your order, please read "Terms of Business" on inside front cover page of catalogue. Our business is conducted according to these terms, and misunderstandings or possible dissatisfaction can be avoided by your careful attention to them

GLEN SAINT MARY NURSERIES COMPANY
 GLEN SAINT MARY, FLORIDA

Date _____ 19__

For amount enclosed, \$ _____, send me by _____
 the Trees and Plants designated below: (Write here "Freight," "Express," "Parcel Post," or "Use your discretion.")

WRITE PLAINLY. Ladies please give title Miss or Mrs.

Name _____
 Street or Box No. _____
 P. O. Address _____ State _____
 Shipping Address _____

Date you wish shipment made _____ 19__

QUANTITY	FULL NAME OF VARIETY <small>(If Citrus Trees, specify on what stock wanted)</small>	SIZE	STOCK	PRICE	
				Each	Total
<i>Total</i>					

NOTICE: It is our desire to furnish stock exactly as ordered. If you wish us to substitute in case varieties are exhausted, write here the word "Yes." _____

See Reverse Side for Temple Orange Agreement Signature of Customer _____

LARGE-SIZED TREES AND SHRUBS FOR IMMEDIATE RESULTS

In the foregoing pages of our Catalogue we have listed the regular sizes of trees and plants. Very frequently our customers are interested in large-sized specimens with which to secure quicker effects from their plantings. We are able to furnish these in a number of different sizes and varieties, and we are prepared to move them with large balls of earth about the roots. We shall be pleased to furnish descriptions and prices upon request, stating size and kind desired.

PROPER DISTANCES FOR PLANTING

Oranges on common stocks.....25 to 30 ft. each way	Pears, Le Conte.....25 to 30 ft. each way
Oranges on <i>C. trifoliata</i>18 to 20 ft. each way	Pears, General varieties.....20 to 25 ft. each way
Kumquats.....10 to 12 ft. each way	Grapes, Bunch varieties.....8 to 10 ft. each way
Peaches and Apples.....18 to 20 ft. each way	Grapes, Muscadine type.....18 to 25 ft. each way
Plums.....15 to 18 ft. each way	Figs.....12 to 15 ft. each way
Japan Persimmons.....15 to 20 ft. each way	Pecans.....40 to 50 ft. each way

NUMBER OF TREES OR PLANTS TO THE ACRE

Distance apart, feet	No. of trees	Distance apart, feet	No. of trees	Distance apart, feet	No. of trees	Distance apart, feet	No. of trees
8 by 8.....	680	13 by 13.....	257	18 by 18.....	134	30 by 30.....	48
9 by 9.....	537	14 by 14.....	222	19 by 19.....	120	35 by 35.....	35
10 by 10.....	435	15 by 15.....	193	20 by 20.....	108	40 by 40.....	27
11 by 11.....	360	16 by 16.....	170	22 by 22.....	90	45 by 45.....	21
12 by 12.....	302	17 by 17.....	150	25 by 25.....	69	50 by 50.....	17

CONTENTS

Terms of Business.....	2d	Cover	Shrubs and Hedge Plants.....	62-69
Citrus Fruits.....	3-24		Shade Trees.....	70-75
Nut Trees.....	25-27		Vines.....	74, 75
Deciduous Fruits.....	28-42		Planting the Home Grounds.....	76-78
Tropical and Subtropical Fruits.....	43		Balled and Burlapped Trees and Shrubs.....	79
Roses.....	44-50		Bulbs and Related Plants.....	80
Arborvitae and Other Conifers.....	51-53		Planting Information.....	81
Palms and Cycads.....	54-56		General Care.....	82
Bamboos.....	57		Large Trees and Shrubs for Immediate Results.....	Above
Grasses and Ground-Covers.....	58		Proper Distances for Planting.....	Above
Azaleas.....	59-61		Number of Trees or Plants to the Acre.....	Above

INDEX

	PAGE		PAGE		PAGE		PAGE
Abelia.....	62	Cycas.....	54	Lemons.....	16	Phyllanthus.....	68
Acacia.....	62	Dogwood.....	71	Leucothoe.....	67	Pinus.....	53
Albizia.....	70	Duranta.....	65	Ligustrum.....	67	Pittosporum.....	68
Allamanda.....	63, 74	Elaeagnus.....	65	Lime.....	21	Plumbago.....	68
Amaryllis.....	80	Eucalyptus.....	71	Limequat.....	23	Plum, Flowering.....	71
Andromeda.....	63	Eucharis.....	80	Liriope.....	80	Plums.....	36, 37
Anise Tree.....	70	Feijoa.....	65	Lonicera.....	75	Pomegranate, Flowering.....	69
Antigonon.....	74	Ficus.....	75	Loquat.....	75	Pomegranates.....	72
Arborvitae.....	51, 52	Figs.....	41	Magnolia.....	67, 72	Poplar.....	43
Ardisia.....	63	Gordonia.....	72	Malvaceae.....	67	Privet.....	69
Areca.....	54	Grapefruit.....	17-21, 24	Marica.....	80	Prunus.....	69
Azaleas.....	59-61	Grapes.....	40	Moraea.....	80	Quinces.....	42
Bamboos.....	57	Grasses.....	58	Mulberries.....	42	Raphiolepis.....	69
Bananas.....	43	Guavas.....	43	Myrica.....	67	Red-Bud.....	73
Bauhinia.....	70	Gum, Sweet.....	73	Myrtle, Crape.....	64	Retinospora.....	52
Bignonia.....	74, 75	Hemerocallis.....	80	Nandina.....	67	Rhapidophyllum.....	56
Bottle Brush.....	63	Hibiscus.....	65	Oak.....	73	Roses.....	44-50
Bougainvillea.....	75	Hollies.....	65	Oak, Australian Silk.....	70	Rhynchospermum.....	75
Buddleia.....	63	Honeysuckle.....	75	Olea.....	68	Sabal.....	50
Calamondin.....	23	Hydrangea.....	66	Oleander.....	68	Serissa.....	69
Camellia.....	63	Ilex.....	66	Ophiopogon.....	58	Servinia.....	69
Camphor.....	70	Ivy, English.....	58, 75	Oranges.....	6-15, 24	Spirea.....	69
Catha.....	64	Jasminum.....	66, 67, 75	Oreodoxa.....	56	Tabernaemontana.....	69
Cedrus.....	53	Jessamine, Yellow.....	75	Osmanthus.....	68	Tangelo.....	24
Cephalotaxus.....	53	Juniperus.....	52, 53	Pampas Grass.....	58	Tea Plant.....	69
Cestrum.....	64	Kadsura.....	75	Passion Fruit.....	43	Umbrella, Texas.....	73
Chamerops.....	54	Koeleruteria.....	72	Peaches.....	28-31	Viburnum.....	69
Cherry, Surinam.....	69	Kumquat.....	22	Pears.....	38, 39	Washingtonia.....	56
Cleyera.....	64	Lantanas.....	67	Pecans.....	25-27	Willow, Flowering.....	72
Cocos.....	54, 56	Lantana, Weeping.....	58	Persimmons.....	32-35	Wistaria.....	75
Cotoncaster.....	64	Latania.....	56	Phoenix.....	56	Zamia.....	54
Cuphea.....	65	Laurel, Cherry.....	71				

**GLEN SAINT MARY
NURSERIES Co.**

GLEN SAINT MARY, FLORIDA