


## **Historic, archived document**

Do not assume content reflects current scientific knowledge, policies, or practices.



# HARRIS



## Garden Book *and* Seed Catalog



1926

HARRIS SEED COMPANY  
INCORPORATED

909 Sixth Street and 624 E Street  
SAN DIEGO, CALIFORNIA

*"The Seed Service Store"*



*Our  
New Branch Store  
at 840 Market  
Near Ninth St.*

---

Owing to the fact that we MUST HAVE MORE SPACE, and also to BETTER SERVE a LARGE NUMBER of our customers who purchase HEAVY BULK SEEDS and GARDEN ACCESSORIES in QUANTITY from us, who owing to increasing traffic cannot find parking space at our store at SIXTH and E, we have opened a MODERN BRANCH STORE at NINTH and MARKET, with a FIFTY FOOT FRONTAGE on MARKET giving ample parking space for our customers. We shall carry our FULL LINE of SEEDS, PLANTS and GARDEN ACCESSORIES at this STORE, and with this added floor space we can relieve the congestion at our MAIN STORE at SIXTH and E where we are installing MODERN EQUIPMENT which will enable us to give BETTER SERVICE.

# Harris Seed Company

Incorporated

*"The Seed Service Store"*

WALTER BIRCH, PRESIDENT

E. J. GOOKINS, VICE-PRESIDENT

WALTER BIRCH, JR., SECRETARY

909 Sixth Street, 624 E Street

and 840 Market Street

San Diego, California

**EIGHTEENTH ANNUAL CATALOGUE**

**JANUARY 1, 1926**

In this Catalogue we are presenting to you in plain descriptive language, a list of the many SEEDS both FLOWER and VEGETABLE which we carry in STOCK, with brief but RELIABLE CULTURAL DIRECTIONS for the PLANTING of same.

Our SEEDS are bought from the BEST GROWERS in AMERICA and EUROPE, and it is our constant effort to keep ABREAST of the time in QUALITY and SERVICE.

Our BULB DEPARTMENT is supplied by the BEST GRADE of IMPORTED and DOMESTIC BULBS, lists and prices of which you will find in this Catalogue with brief CULTURAL DIRECTIONS

We are steadily increasing the SCOPE of our PLANT DEPARTMENT, and as we always use OUR OWN FLOWER SEED, we have had many compliments from our customers on the HIGH QUALITY of the FLOWERS produced from OUR PLANTS.

Our LARGE LINE of FARM and GARDEN ACCESSORIES, such as INSECTICIDES, SPRAY PUMPS, GARDEN TOOLS and HOSE, FERTILIZERS, LAWN MOWERS, PLANT STAKES and many things too numerous to mention, take care of most of your wants for the FARM and GARDEN.

Our BIRD and GOLD FISH DEPARTMENT is growing apace, and we SPARE NO EXPENSE in keeping the STOCK CLEAN and HEALTHY.

Of Birds we have over TWENTY VARIETIES including PARROTS, PARAKEETS, MACAWS, CANARIES, IMPORTED and DOMESTIC, WEAVERS, FINCHES, etc.

We also carry a SPLENDID STOCK of BIRD CAGES and STANDS, FISH BOWLS and AQUARIUMS and SPRATT'S FULL LINE of BIRD, DOG and CAT FOODS and REMEDIES.

Our stock of DOG COLLARS, LEADS CHAINS and HARNESS is of the HIGHEST GRADE and is bought from both American and English Manufacturers.

We give you a CORDIAL INVITATION to VISIT OUR STORE.

---

## NOTICE TO PURCHASERS, READ.

**NON-WARRANTY.** Harris Seed Co. give no warranty, express or implied, as to purity, description, quality, productiveness or any other matter of any seeds, bulbs or plants we send out and will not be in any way responsible for the crop. When mentioned, purity and germination tests are for information only and without guarantee.

# Read This Page First

Every garden should have a hot bed in a sunny corner for the purpose of raising plants for early vegetables.

Dig a trench east and west twelve to eighteen inches deep. A bed three feet wide and ten feet long is large enough for any family garden. Board twelve inches high on the south side and 18 inches on the north side. Fill twelve inches deep with straw, manure or weeds, moisten slightly, pack tightly, cover three inches deep with sandy loam; if the loam is mixed with some leaf-mould, it will greatly improve it. 5 lbs. of sheep manure and 1 lb. each of sulphur and lime would fertilize the hot bed and do much toward destroying fungus and insects. Sow the seed in rows across the hot bed north and south, so that the sun will light both sides of the row during the day, making strong, healthy plants. Do not sow too thickly nor more deeply than one-fourth inch. Cover the hot bed with glass, not muslin. No less than twelve inches should exist between the glass and the soil. Sprinkle sufficiently to moisten the soil, but not enough to cool the manure, which would then become chilled and be worse than no manure at all. Raise the glass during the day, and close at night. Without ventilation the plants may be scalded during a warm sunny day. Before transplanting from the hot bed, all plants should be hardened by exposing them to the sun for several days. Exercise proper judgment lest they be destroyed.

## THE SOIL

There are two kinds of soil in California that baffle the new gardener, and often puzzle the man of experience. One kind is the raw, unreclaimed soil that packs so hard that vegetation cannot take root. The other soil is as pliable as sand, and ought to grow anything but just will not. Both require the same solution. They need life (humus) and there is nothing better to put life into soil than a green manuring crop plowed under at the right time, and to thoroughly air the soil by cultivation.

For your garden gather weeds and dig them under. Any decaying vegetation plowed under will add humus. For the field, grow rye, vetch, melilotus, or barley during the winter months, and in the spring plant Hubam Clover and Cow Peas. All these crops will furnish feed for the stock as well as humus to the soil. Cover crops for green manuring should be plowed under a month before planting and before sowing any seed the field should be thoroughly irrigated and cultivated. If this is not done a dry crust will form over the humus because of the air space formed by the humus.

To grow well a plant requires a deep, mellow, moist, soil, supplied with the right amount of air, heat and available plant food. An important step, then, in the successful growing of vegetables is to prepare the soil in such a way that it will be congenial to the best root growth. The soil for truck crops is a rich sandy loam—a soil containing varying proportions of clay, sand and organic matter. A good garden soil can be made in most back yards by intelligent management, and an application of two pounds each of sulphur and lime to every 100 square feet.

## Clay and Adobe Need Skill

Of all the garden soils, clay is the most easily injured by tilling when it is not in the right condition as to moisture. If worked too wet, the particles all slide together into a compact mass. On the other hand, if worked too dry, the clods are hard to break. When clay soil is in the right condition to work it will crumble apart, if squeezed in the hand. If it sticks together it is too wet. Clay soil should never be worked when it is wet, not even with a hoe. This is an important lesson for all gardeners.

In a deep, mellow soil, the plants grow more quickly, since larger root systems can be developed and more food and moisture absorbed. A deep, mellow soil affords a larger reservoir to hold rain needed during the droughts that come in the grow-

ing season. Such a soil is warmer and contains air needed for the growing roots and for the bacteria that cause decay of organic matter or gather nitrogen from the soil air.

## A Compost Pit

Make a pit about 12 inches deep in some out-of-the-way place in the home garden. Put into it every particle of vegetation that will decay. When cleaning up burn only sticks that will not decay readily, but put the ashes into the pit with the compost. Turn the compost over with a fork and sprinkle with water whenever it shows signs of heating. This compost is valuable fertilizer, therefore do not neglect the Compost Pit.

## A Word About Sowing Seeds

Many seeds are small and the germination weak, therefore sow them very shallow, often not more than one-eighth inch deep. This is because the germ or sprout must have air and light. If this is denied by too deep sowing, it dies before it reaches the surface. Cover the seed with humus.

In order to assist small or weak seeds to grow, it is advisable to plant plentifully, because the many seeds will give strength to raise the soil where one seed could not do so.

This advice applies particularly to beet and melon seeds, but it is applicable to all small seeds. It is easy to thin out the surplus plants. A good general rule is to plant seeds to a depth equal to from three to five times their diameter, make ridges to stand about six inches high, flattened to about ten inches wide on top and twelve inches between ridges. Drill the seed or transplant on each side of the ridge. Irrigate in the furrow between the ridges. By this method two rows are irrigated with one furrow. It is easy to see the advantage of this method over the usual way of drilling on level ground and irrigating each row, often flooding the plant, which is harmful, particularly during the heat of the summer.

## A Few Words About Irrigation

In seed beds where small seeds are sown thickly, it is necessary to sprinkle the beds, never flood them. During the winter months, sprinkle only in the morning when the water is warmer than the dew. This allows all the heat, that accumulates in the soil during the day to be retained far into the night. During the hot summer months, it will be necessary to sprinkle in the evening to revive the plants after a hot day.

When making a garden, whether for drilling or planting seed, or setting plants, always wet the ground thoroughly. GIVE IT A GOOD SOAKING DOWN TO SUB-MOISTURE. As soon as it is tillable—that is, as soon as it can be spaded and pulverized, or when the soil will not stick to the spade, dig it 10 or 12 inches deep. Pulverize the soil thoroughly and rake it evenly. While it is still moist, plant seed from  $\frac{1}{4}$  inch to one inch deep, in heavy soil, and a little deeper in sandy soil. Planted this way, almost any variety of seed will germinate and show above the ground in from four to ten days, with irrigation. Never sprinkle in a new garden before the plant is above ground, nor after if you can irrigate between the rows. It is far better to irrigate than to sprinkle, and much less labor. Always mulch the soil after each irrigation, as soon as it mulches readily, but no sooner. To allow the soil to bake after irrigation is far worse than no irrigation at all.

To sprinkle the garden slightly each day during the summer months is of little value unless the ground is also thoroughly irrigated once each week or two, according to the nature of the soil. Slight sprinkling refreshes the foliage, but may not penetrate the soil more than one inch deep. Thus as the under soil dries, the roots get no moisture. The plants suffer, and you do not suspect the cause because you sprinkle each day. This is a common fault and the cause of many failures.

# Planting Chart for Vegetables

See Planting Chart for Flowers on page 25

**T** HIS CHART if carefully followed is a reliable guide as to what and when to plant, also quantity required. Remember that although good seed is the first requisite to success, much depends on the care given the seed after planting, soil conditions, weather, etc. We know our seeds to be as good as any sold on this coast, and we are always glad to give any information or help in the selection of seeds for your particular locality.

VARIETY	Seed for 100 ft. row.	Seed for 1 acre	Time of Planting	Put Rows Apart	Leave Plts Apart in Row	Crop Matures (in about)
Artichoke, Globe	2 Pkts.	12 oz. T.	October to May	5 ft.	3 ft.	2nd Spring
Artichoke Plants	32 Plants	3000 P	Dec. to April	5 ft.	3 ft.	Next Spring
Artichoke Jerusalem	3 lbs.	300 lbs.	Dec. to May	4 ft.	3 ft.	Late Summer
Asparagus Seed	1 oz.	2 lbs. T.	Feb. to May	6 ft.	3 ft.	Third Spring
Asparagus Plants	32 Plants	11000 P	Dec. to May	4 ft.	1 ft.	Next Spring
Beans, Bush	1 lb.	60 lbs.	Jan. to Sept.	3 ft.	6 in.	2 to 3 Months
Beans, Pole	¾ lb.	50 lbs.	Jan. to Sept.	3 ft.	1½ ft.	2 to 3 Months
Beet, Table	2 oz.	10 lbs.	All Year	2 ft.	6 in.	3 to 3½ Months
Beet Stock	2 oz.	8 lbs.	Sept. to May	3 ft.	1 ft.	4 to 6 Months
Broccoli	1 Pkt.	4 oz. T.	Nov. to April	2½ ft.	1 ft.	3½ Months
Brussels Sprouts	2 Pkts.	4 oz.	October to May	2½ ft.	1½ ft.	5 Months
Cabbage, Early	1 Pkt.	8 oz. T.	All Year	2½ ft.	2 ft.	3 to 4 Months
Cabbage, Late	1 Pkt.	8 oz. T.	All Year	2½ ft.	2 ft.	4 to 5 Months
Carrot	1 oz.	4 lbs.	All Year	24 in.	6 in.	4 Months
Cauliflower	¾ oz.	4 oz. T.	June to Jan.	3 ft.	2½ ft.	4 to 6 Months
Celery	2 Pkts.	5 oz. T.	Jan. to May	3 ft.	6 in.	4 to 5 Months
Celeriac	1 Pkt.	6 oz.	Jan. to May	1 ft.	2½ ft.	.....
Chervil	3 Pkts.	1 lb.	Jan. to August	30 in.	5 in.	2 Months
Chives	2 Pkts.	2 lbs.	Sept. to May	30 in.	5 in.	3 to 4 Months
Collards	1 Pkt.	8 oz. T.	All Year	30 in.	15 in.	4 Months
Chicory	2 Pkts.	4 lbs.	Sept. to May	30 in.	8 in.	2 to 3 Months
Corn Salad	1 oz.	5 lbs.	Feb. to Nov.	30 in.	8 in.	2 to 3 Months
Corn, Sweet	½ lb.	10 lbs.	March to Sept.	36 in.	12 in.	2½ to 3 Months
Cucumber	2 Pkts.	2 lbs.	March to Sept.	6 ft.	4 ft.	2 to 3 Months
Dandelion	1 Pkt.	¾ lb. T.	Sept. to April	30 in.	10 in.	3 Months
Jagg Plant	1 Pkt.	4 oz. T.	Jan. to Aug.	30 in.	2 ft.	4 Months
Endive	1 oz.	3 lbs.	August to May	30 in.	8 in.	3 Months
Garlic (sets)	2 lbs.	300 lbs.	Sept. to March	30 in.	6 in.	5 to 6 Months
Horse Radish	70 Plants	10000 P	Dec. to May	30 in.	18 in.	6 Months
Kale	2 Pkts.	2 lbs.	All Year	30 in.	18 in.	2 to 3 Months
Kohlrabi	1 Pkt.	4 lbs.	All Year	30 in.	6 in.	4 Months
Leek	½ oz.	4 lbs.	Sept. to April	24 in.	6 in.	4 Months
Lettuce	3 Pkts.	3 lbs.	All Year	24 in.	8 in.	2 to 3 Months
Melons, Musk	2 Pkts.	1½ lbs.	March to July	6 ft.	4 ft.	3 to 4 Months
Melon, Water	1 oz.	2 lbs.	March to July	8 ft.	6 ft.	3 to 4 Months
Mustard	1 Pkt.	2 lbs.	All Year	4 ft.	2½ ft.	3 to 5 Weeks
Okra	1 oz.	8 lbs.	April to July	3 ft.	2 ft.	3 Months
Onion seed	¾ oz.	3 lbs.	Sept. to April	24 in.	5 in.	4½ to 6 Months
Onion sets	2 lbs.	300 lbs.	All Year	18 in.	3 in.	2 to 4 Months
Onion Seed for Sets	2 oz.	40 lbs.	All Year	2 ft.	Drill	2 to 3 Months
Parsley	1 Pkt.	4 lbs.	All Year	24 in.	6 in.	3 Months
Parsnips	2 Pkts.	6 lbs.	All Year	30 in.	8 in.	4 Months
Peas	1 lb.	75 lbs.	All Year	36 in.	3 in.	2 to 4 Months
Pepper	1 Pkt.	6 oz. T.	Jan. to July	36 in.	18 in.	3 to 4 Months
Potatoes	5 lbs.	600 lbs.	Dec. to Sept.	36 in.	10 in.	2 to 3 Months
Potatoes, Sweet	70 Plants	10000 P	March to July	36 in.	18 in.	3 to 4 Months
Pumpkin	2 Pkts.	2 lbs.	March to Aug.	10 ft.	8 ft.	3 to 4 Months
Radish	1 oz.	12 lbs.	All Year	18 in.	3 in.	1 to 2 Months
Rhubarb	2 Pkts.	4 oz.	Jan. to April	5 ft.	3 ft.	2nd Spring
Rhubarb Roots	33 Roots	3000 P	Dec. to May	5 ft.	3 ft.	Next Spring
Salsify	.....	8 lbs.	Feb. to Oct.	30 in.	4 in.	4 Months
Spinach	1 oz.	20 lbs.	All Year	24 in.	2 in.	40 to 65 Days
Squash, Bush	2 Pkts.	3 lbs.	Feb. to Oct.	4 ft.	3 ft.	2 Months
Squash, Running	2 Pkts.	2 lbs.	Feb. to Aug.	8 ft.	6 ft.	3 to 4 Months
Tomato, Seed	1 Pkt.	3 oz. T.	Feb. to Aug.	5 ft.	3 ft.	4 to 5 Months
Tomato, Plants	35 Plants	3000 P	March to Oct.	5 ft.	3 ft.	2 to 3 Months
Turnip	2 Pkts.	4 lbs.	All Year	24 in.	6 in.	3 to 4 Months
Turnip Swede or Rutabaga	2 Pkts.	3 lbs.	All Year	24 in.	8 in.	3 to 4 Months

T in the quantity columns means these varieties are to be sown in hotbeds and transplanted to the field

# Useful Hints for Farmer and Planter

## SOWING TABLE FOR THE GARDEN

Seed required to produce a given number of plants, or to sow a given quantity of ground

Artichoke .....	1 oz. to 500 plants	Melon, Water.....	1 oz. to 30 hills
Asparagus..1 oz. to 60 feet of drill, 500 plants		Melon, Musk.....	1 oz. to 100 hills
Beans, Dwarf.....	1 lb. to 100 ft. of drill	Okra.....	1 oz. to 50 ft. of drill
Beans, Tall.....	1 lb. to 75 hills	Onion Seed.....	1 oz. to 100 ft. of drill
Beet.....	1 oz. to 50 ft. of drill	Onion, Top Sets.....	1 lb. to 60 ft. of row
Broccoli.....	1 oz. to 2000 plants	Onion, Bottom Sets.....	1 lb. to 75 ft. of row
Brussels Sprouts.....	1 oz. to 2000 plants	Parsnip.....	1 oz. to 100 ft. of drill
Cabbage.....	1 oz. to 2000 plants	Parsley.....	1 oz. to 100 ft. of drill
Carrot.....	1 oz. to 150 ft. of drill	Peas.....	1 lb. to 100 ft. of drill
Cauliflower.....	1 oz. to 2000 plants	Pepper.....	1 oz. to 1000 plants
Celery.....	1 oz. to 5000 plants	Pumpkin.....	1 oz. to 25 hills
Chicory.....	1 oz. to 100 ft. of drill	Radish.....	1 oz. to 100 ft. of drill
Corn.....	1 lb. to 150 hills	Salsify.....	1 oz. to 50 ft. of drill
Cress.....	1 oz. to 100 ft. of drill	Sage.....	1 oz. to 100 ft. of drill
Cucumber.....	1 oz. to 100 hills	Spinach.....	1 oz. to 100 ft. of drill
Egg Plant.....	1 oz. to 2000 plants	Squash, Early.....	1 oz. to 50 hills
Endive.....	1 oz. to 3000 plants	Squash, Winter.....	1 oz. to 15 hills
Kale.....	1 oz. to 2000 plants	Tomato.....	1 oz. to 3000 plants
Kohl Rabi.....	1 oz. to 2000 plants	Tobacco.....	1 oz. to 10,000 plants
Leek.....	1 oz. to 100 ft. of drill	Turnip, Early.....	1 oz. to 100 ft. of drill
Lettuce.....	1 oz. to 5000 plants	Turnips, Rutabaga.....	1 oz. to 100 ft. of drill

## NUMBER OF TREES OR PLANTS TO AN ACRE

Set at a regular distance apart

Distance Apart.	No. of Plants.	Distance Apart.	No. of Plants.	Distance Apart.	No. of Plants.
3 inches by 4 inches.....	522,720	4½ feet by 4½ feet.....	2,150	14 feet by 14 feet.....	222
4 inches by 4 inches.....	392,040	5 feet by 1 foot.....	8,712	15 feet by 15 feet.....	193
6 inches by 6 inches.....	174,240	5 feet by 2 feet.....	4,356	16 feet by 16 feet.....	170
1 foot by 1 foot.....	43,560	5 feet by 3 feet.....	2,904	16½ feet by 16½ feet.....	160
1½ feet by 1½ feet.....	19,360	5 feet by 4 feet.....	2,178	17 feet by 17 feet.....	150
2 feet by 1 foot.....	21,780	5 feet by 5 feet.....	1,742	18 feet by 18 feet.....	134
2 feet by 2 feet.....	10,890	5½ feet by 5½ feet.....	1,440	19 feet by 19 feet.....	120
2½ feet by 2½ feet.....	6,960	6 feet by 6 feet.....	1,200	20 feet by 20 feet.....	108
3 feet by 1 foot.....	14,520	6½ feet by 6½ feet.....	1,031	25 feet by 25 feet.....	69
3 feet by 2 feet.....	7,260	7 feet by 7 feet.....	888	30 feet by 30 feet.....	48
3 feet by 3 feet.....	4,840	8 feet by 8 feet.....	680	33 feet by 33 feet.....	40
3½ feet by 3½ feet.....	3,555	9 feet by 9 feet.....	537	40 feet by 40 feet.....	10
4 feet by 1 foot.....	10,890	10 feet by 10 feet.....	435	50 feet by 50 feet.....	17
4 feet by 2 feet.....	5,445	11 feet by 11 feet.....	363	60 feet by 60 feet.....	12
4 feet by 3 feet.....	3,630	12 feet by 12 feet.....	302	66 feet by 66 feet.....	10
4 feet by 4 feet.....	2,722	13 feet by 13 feet.....	257	.....	.....

## SEED REQUIRED TO SOW AN ACRE OF GROUND

Lbs. to the Acre.	Lbs. to the Acre.		
Alfalfa .....	20	Grass, Perennial or Australian Rye (for meadow) .....	40
Barley—broadcast .....	100	Grass, Perennial or Australian Rye (for lawn) .....	75
Broom Corn—drills .....	12	Millet .....	25
Buckwheat—broadcast .....	45	Hemp—broadcast .....	40 to 50
Clover, Red, alone—broadcast.....	15	Oats—broadcast .....	80
Clover, White, alone—broadcast.....	10	Potatoes—hills .....	500 to 600
Clover, Alsike—broadcast .....	10	Rye—broadcast .....	100
Grass, Bermuda .....	10	Vetches—broadcast .....	100
Grass, Kentucky Blue (for pasture).....	50	Wheat—broadcast .....	100
Grass, Kentucky Blue (for lawn).....	150	Wheat—drills .....	75
Grass, Orchard .....	40		

## GOOD SEED

The seed is but the embryo of the future plant. Its development depends as much upon the preparation of the soil, timely planting, watering and cultivation, as upon the seed. Good seed that will bring satisfactory results in the hands of the experienced and careful grower may fail when planted by the inexperienced or careless. If ten persons buy seed from the same package, and nine succeed in making them grow successfully, and one fails and pronounces the seed worthless, the proper conclusion would be that the seed was good and that the judgment of the one was in error.

Before condemning the seedsman, the purchaser whose seeds have failed to grow should first consider whether or not:—the season was right, the soil in proper condition, the weather favorable; that he planted neither too deep nor too shallow and that the ground was kept sufficiently moist, yet not too soggy.

All Our Packet Seeds Are Put Up By Us From Bulk Seeds.



## Timely Hints WHAT TO PLANT? WHEN AND HOW TO PLANT IT.

### Read This Calendar

**January**—January is the month in which you receive this catalog; it at once suggests that this is the time to get ready to make your garden.

When preparing the soil add a mixture of two pounds of Toro sulphur to every space 10'x10' or to every hundred feet of row. It is an excellent fertilizer, and will destroy any fungus and germs of microscopic insects, such as Nematode, Rhizoctonia, Potato Scab, Melon Wilt, etc., etc.; see page of insecticides.

January is the month for making your hotbed, transplanting berries, grapes, and deciduous fruit of every variety. Transplant also all hardy vegetables and flowers. Spray deciduous fruit trees for Curly-leaf and Codling Moth.

**February**—Now that the hot-bed is made and the ground all ready, let this month be known as **planting time**. Sow seed of anything you wish except the well known tender vegetables, such as corn, beans, melons and cucumbers, but these may be planted in sandy soil where there is no danger of frost, or, if there is danger of frost the young plants may be protected with paper caps.

Transplant all hardy varieties as for January, but you will protect the plants from the north and west winds by building windbreaks, using shingles or paper.

When transplanting it is wise to pinch off all the larger foliage, leaving only the tip. This is to avoid the damage done by the wind; besides there is less work of absorption required of the roots, which are not yet established. You will find that by removing the foliage the plant suffers less by transplanting and recovers more quickly.

**March**—In frostless districts most anything may be planted during this month if in sandy soil. Do not plant seed of tender growing plants in heavy soil. Rather wait until May. Cultivate what was planted during February. Plant corn and melons with the segment corn planter.

**April**—Do not neglect to apply sulphur and lime.

Plant most any variety of vegetable or flower, but work all heavy soil freely that it may become warm and friable. This is important where it is intended to plant corn and sorghums.

**May**—Plant anything you wish in your garden, and now is the time to plant a second crop of those varieties planted in January, February and March. Transplant Sweet Potatoes, using the Masters Plant Setter.

Get ready the Summer Crop; clean all rubbish off the place; watch evidence of mildew and spray with Bordeaux.

**June**—Plant your early fall crop of vegetables and force all growth with fertilizer and irrigate freely. Don't forget Toro Sulphur and lime. Transplant celery.

**July**—Let now be your last planting of Tomatoes and Melons. Plant Cauliflower and kindred hardy vegetables; also Pumpkins, Squash and Cucumbers.

**August**—Plant your fall crop of root vegetables and potatoes. This is the hardest month in the year to get a stand from small seed, because of the excessive heat of the sun on parched soil.

Spray for Scale. (See insecticides).

**September**—This is the month for the big planting of Peas, Lettuce and Onions; transplanting Cabbage and Cauliflower. Plant cover crops this month, also Garden Peas.

**October**—Plant your winter garden during this month and all cover crops. Plant Imported Bulbs. Continue transplanting Cabbage and Cauliflower. This is the month to fumigate for scale. Dig Sweet Potatoes.

For Clover and Grains use the Cahoon Seeder.

**November**—Plant Bulbs, transplant Cabbage and Cauliflower, Spray Peas with sulphur.

For a small home garden use the Continuous Sprayer; for a large garden use the Hudsons' Compressed Air (see page for Sprayers).

**December**—Let this be clean-up month. This is the month when all rubbish should be cleaned out; all pruning should be completed. Plant Strawberries, Asparagus, Rhubarb and all hardy crops.

Get ready for early spring planting.

## LAWN CULTURE

A beautiful and well-kept lawn adds more to the appearance and value of a home than any one other outside attraction and in San Diego it takes very little work to keep it looking well all seasons of the year.

The following simple rules will assist you very much in making a new lawn and in keeping up an old one.

**Soil Preparation.** If you are putting in a new lawn in the dry season of the year, soak the ground thoroughly with water twenty-four to forty-eight hours before you attempt to spade it up. When spading it be sure to break up all lumps to insure it settling evenly. After spading rake it over thoroughly, being sure to pulverize all surface lumps, and if possible roll it with a good garden roller. Be careful to have lawn slope in conformity with lot and sidewalk to insure good drainage. When ground is well prepared and made smooth as possible, sow your seed, giving it good, even distribution, at the rate of about one pound to one hundred and fifty square feet. The average ratio of mixing lawn seed in this section is one pound of White Clover to three or four pounds of Kentucky Blue Grass.

After sowing seed rake in lightly and cover with mill shavings to depth of half an inch. When well screened and old stable manure is obtainable, shavings are not necessary. This top dressing is very essential in the starting of a lawn, as it prevents the ground surface from drying out too rapidly in the summer months, and protects the young grass in the cooler weather of winter, and helps to prevent washing.

In wetting down a new lawn care should be taken not to let the water run in streams as it will wash out the seed. Buy a Ross sprinkler and soak it good twice a day until sod is well started. Any good hand sprinkler that will make a soft misty spray will be satisfactory. After the grass of your new lawn is up, do not attempt to weed it until it has been cut a few times, as many of the weeds will die out by cutting and your grass seed will have a chance to form a sod, which will not be injured by weeding later on.

All the grass seed we purchase is as free from weed seed as is possible to buy, and we have it all tested in government laboratories, but all soils are impregnated with weed seed, so do not blame your lawn seed for the weeds that come in a new lawn.

**Fertilization.** If your new lawn does not grow fast enough and your soil is impoverished, we recommend the use of Nulife Fertilizer, which can be used at the time of making your lawn or after it is well started.

Nulife Fertilizer is a quick action preparation made in Southern California for conditions that exist here, and we do not hesitate in recommending it for all lawn and garden purposes.

## OLD LAWNS

Every few years in Southern California, lawns are liable to become root bound and infested with Bermuda Grass (Devil Grass) giving them a dry or burnt appearance. While we select our grass seeds from sections where there is no Bermuda Grass, yet this pest is more or less present in all of California, and it can get into a lawn by a great many different ways.

When a lawn has become root bound or infested with Bermuda Grass the best treatment is to

(Continued on page 22)

Quality is the Keynote of Our Business.

# VEGETABLES

## ARTICHOKES

### Alcachofa

Artichokes are cultivated for the edible bud, which resembles a giant thistle. The plants want a very rich soil and plenty of moisture. Plant in boxes in January and the young plants transplant in March or April.

**Large Green Globe.** The most popular variety. Buds large, globular, deep green, with tinge of purple at base. Pkt. 10c, oz. \$1.25, ¼ lb. \$4.00. Postpaid.

Artichoke plants are obtainable during the months of December, January, February and March. Write us for prices.

**Jerusalem or Tuberosrooted Artichoke.** Entirely distinct, and grown exclusively for their large potato-like roots, which are valuable for feeding hogs, the yield often exceeding two tons per acre. The tubers are also edible, and are delicious when well cooked. These tubers are obtainable in the winter months. Write us for prices.

## ASPARAGUS

### Esparago

Plant seed from January to May.

**Culture.** Being a perennial asparagus should be planted where it will not be disturbed. If it is planted only for private use, the row or rows should be established at one side of the garden patch, where it will not be in the way when cultivating the other parts of the garden. Asparagus requires a deep, rich, cool soil heavily manured and thoroughly tilled. Plant seed in beds or rows cover about 1 inch. Keep watered and weeded first year, and if too thick in bed thin out to two or three inches apart, and you get better roots. After one year's growth they can be transplanted to rows three to four feet apart and one foot apart in the row. Two year old plants are preferable for transplanting, they will then produce the following Spring. Cultivation should be done early in the Spring before the shoots start and in the fall after "cutting" is over. Cut the foliage off as soon as it begins to turn yellow and burn it so as to prevent rust getting started and also to get rid of the seed which if allowed to get onto the ground will be coming up all over the patch and be a nuisance. Cover with heavy dressing of manure during winter. It takes about 7,000 plants to set an acre or about two pounds of seeds. An ounce will produce 300 good plants.

**Palmetto.** This is the standard variety grown for general garden purposes, especially for shipping. Shoots are light green and tinted slightly with pink. Pkt. 10c, oz. 15c, ¼ lb. 35c, lb. \$1.00. Postpaid.

**Argenteuil.** An excellent variety for the canner and the early shipper. This variety is now more extensively grown by large planters and shippers because it is more prolific and stands shipping better. Also its purple tinge is attractive, and its excellent flavor puts it on an equal with the palmetto for table use.

(Pkt. 10c), (oz. 15c), (¼ lb. 35c), (lb. \$1.00 postpaid).

**Asparagus Roots** are obtainable during months of November, December, January, February and March. Write us for prices.

## BEANS

### Frijoles

All our prices on beans in pkt. and pound lots are postpaid. WRITE US FOR PRICES ON QUANTITY LOTS.

Plant snap beans from January to September.

**Culture.** Beans respond very readily to good soil and cultivation. A light, rich, well-drained loam is the most desirable. The use of manure is advisable, but should be used sparingly as it

might make the plant run too much to vine. There is no plant more sensitive to cold and wet than the bean. We therefore advise not to plant until the ground has become dry and warm. The largest returns will result in planting in drills from 2 to 3 feet apart. Cover the seed one and one-half inches deep and thin the young plants 3 to 6 inches apart in the row. If planted in hills, about 2 feet apart each way.

### KEEP THEM COMING

For rotation, plant at intervals of from one to two weeks. The plants until time of blossoming should have frequent shallow cultivation, but any mutilation of the roots by cultivation after the plants come into blossom is likely to cause the blossoms to blast and so cut off the crop. Cultivation should always be very shallow and it is useless to expect a crop from a field so poorly prepared as to need deep stirring after planting.



Stringless Green Pod Bean.

## Bush, Green Pod

**Burpee's Stringless Green Pod.** Of robust growth, producing beautiful, long, straight, round-podded snaps, which are absolutely stringless. By reason of its unusual hardness, extreme earliness, and wonderful productiveness, this is one of the most popular of the green-podded snaps, either for market or family use. Pkt. 10c, 1 lb. 35c, postpaid.

**Canadian Wonder.** Flatpod; of good flavor; not stringless, but tender. A great favorite with gardeners for winter or late fall planting. Very luxuriant and continuous bearer. Pkt. 10c, lb. 35c, postpaid.

**English or Broad Windsor.** The celebrated Broad bean of England. A rich bean of marked flavor; used green, shelled like the Lima; grows on a straight, stiff stalk about 2 feet high. Pkt. 10c, 1 lb. 25c, postpaid.

**Early Refugee or 1000 1.** A very early variety; medium length pods; fleshy; round, seeds pink, marbled with red. This bean is growing in popularity with the home gardener as it is a good yielder. Pkt. 10c, 1 lb. 35c, postpaid.

**Long Yellow Six Weeks.** A yellow seeded long, green pod bean, that under favorable conditions will produce snap beans in six weeks from time of planting. Pkt. 10c, lb. 35c, postpaid.

**Do not fail to get our price on large quantities of beans. Write us.**

## Bush, Wax Pod

**Golden Wax.** One of the most popular in cultivation; pods are long, flat and golden yellow; seed white, mottled with two shades of purplish red. Pkt. 10c, lb. 35c, postpaid.

**Prolific Black Wax.** Vines medium sized, very vigorous and hardy. Pods medium length, borne well up from the ground, curved, cylindrical, fleshy and of a clear, creamy white color. Pkt. 10c, lb. 35c, postpaid.

**Ventura Wonder Wax.** Sometimes called **Davis White Kidney Wax.** A great variety for the market grower. Very early and hardy, straight, long, yellow flat pods, white seed. A great yielder. Good also for white bean to shell. Pkt. 10c, lb. 35c postpaid.

## Climbing or Pole, Green Podded

### Frijole de Bejuco

**Improved Kentucky Wonder, or Old Romestead.** The most popular of all pole beans, especially in this section. Vines are vigorous in growth, the pods are immense, often obtaining a length of nine or ten inches, and borne in large clusters. Bright green, very solid, meaty, tender and stringless when young, assuming a saddleback shape with age, being broader in width than depth, and becoming somewhat irregular and spongy as the beans ripen. Dried beans are long, oval and dun color. Pkt. 10c, lb. 35c, postpaid.

**White Seeded Kentucky Wonder.** An early prolific sort. The pods are long, tender, and absolutely stringless, and of fine flavor. The beans themselves when dry are excellent for baking. This bean is rapidly growing in popularity with the large grower and we recommend it to farmers who expect to grow for shipping purposes. Pkt. 10c, lb. 35c, postpaid.

**Kentucky Wonder Wax.** A pole bean of the Kentucky Wonder type bearing long, flat wax colored pods and is a heavy yielder. Very popular with the home gardener. Pkt. 10c, lb. 35c, postpaid.

**Scarlet Runner or Arbor Bean.** The well-known and old-fashioned climber, having bright scarlet, pea-like flowers. It not only holds its place as a flower, but the pods when young are of fine quality for cooking. Seed large, bright scarlet, heavily bloched with purple. Pkt. 10c, lb. 45c, postpaid.

## Lima Beans

### BUSH

Lima beans are a nourishing and delicious bean, either when used as a green shelled bean or when mature and dry, and are especially adapted to Southern California, where they are grown in their greatest perfection.

**Fordhook Bush Lima.** In order to get the best results, plant one foot apart in rows 3½ feet apart. Although this bean has been offered for several years, it is comparatively a new variety. It is an improvement over the well known bush lima because it is more prolific. It is a strong grower, more resistant to blight, and is more profitable to grow for the market because the pods remain green. This is a great advantage to the peddler, retailer and shipper. It has received universal praise. We recommend it to our customers for both home and market gardens—for the home garden because of its excellent flavor and productiveness; for the market gardener because it is demanded by the shipper. Pkt. 10c, lb. 35c, postpaid.

**Monstrous Bush Lima.** A typical product of the climate and soil of Southern California. It is the largest bean in existence, and the best, having a flavor exactly like the little wild chestnut of the east. No home gardener will be without this bean after having once grown and tasted it.

This is surely the bean for the south. Plant six feet apart in rows eight feet apart, allowing only one stalk to grow in a hill. The vines completely cover the ground, although planted eight feet apart. Pkt. 10c, lb. 55c, postpaid.

## Pole Lima

**King of the Garden.** One of the best and most popular main crop varieties. It is medium early and has very long pods, 5½ to 6½ inches long, which are well filled with four or five good-sized beans. The pods are very straight and handsome, and the fine, hardy vines bear abundantly. Pkt. 10c, lb. 35c, postpaid.


## SERVICE POINTERS

We carry a complete line of spray material and sprayers, and if your beans are bothered with rust, mildew, aphid or other troubles we have the remedy.

Watch for the slightest indication of mildew. When it appears, spray with the Anchor Brand of Sulphur. This will not only arrest any further advance of mildew, but it will fertilize the soil and destroy any germs of Fungi that may be there. It will also eradicate Nematode. For application use the American Beauty duster.

## Commercial Beans

We carry in season a complete line of Black-eyes, Lady Washington, Navy, Pink, Red Kidney, Soy and other varieties of Commercial Beans for seed purposes, including Field Limas, which are sold according to market conditions. If you are interested write us for prices.



Crosby's Egyptian Beet.

## TABLE BEETS

### Remolacha

Culture. Beets may be planted all the year round where the temperature does not fall below 25 degrees. Sow the seed one inch deep in well prepared, moist soil in rows eight or ten inches apart, or on ridges same as lettuce. Drill ten pounds of seed per acre. Thin out to one plant every three inches, and transplant the discarded plants in any convenient spot about the garden. The Egyptian is a small, dark red, flat, smooth variety. It is sweetest and best for the table. Irrigate about every two weeks, unless the nature of the soil is such that more frequent irrigation is found to be necessary. Mulch the soil after each irrigation. Beets are ready for use in ten weeks and continue in prime condition for another ten weeks. Two ounces of seed for 100 feet of row.

**Blood Turnip.** An extra selected stock of Blood Turnip, having larger, coarser top and root than the Detroit Dark Red and requiring a considerably longer time to mature. Excellent for summer and autumn use. Pkt. 10c, oz. 15c, ¼ lb. 25c, lb. 75c. Postpaid.

**Crosby's Egyptian.** A turnip-shaped variety with dark-red flesh showing zones of a lighter shade. Short, dark leaves; a good table variety and very early. The market gardener's favorite. Pkt. 10c, oz. 15c, ¼ lb. 25c, lb. 75c. Postpaid.

**Detroit Dark Red.** A splendid deep red turnip beet, with very small, upright tops, early maturing, and makes nice, round, finely-shaped roots. This is one of the finest of all for early market or home use. Pkt. 10c, oz. 15c, ¼ lb. 25c, lb. 75c. Postpaid. Write us for quantity prices.

## SERVICE POINTERS

Hydrated Lime applied to the soil at the rate of 10 lbs. per 100 sq. feet corrects acidity, loosens up stiff adobe soils, binds together light, sandy soils, kills or discourages many insects as cut-worms, etc., and releases foods for immediate assimilation by growing plants.

## SWISS CHARD

Belongs to Beet family and same culture should be used.

Stem and leaves used for greens; also largely used as a green food for chickens.

A rank grower. Root not edible.

**Giant Lucullus.** A variety with very thick, heavy leaf stems. Pkt. 10c, oz. 15c, ¼ lb. 45c, lb. \$1.25. Postpaid.

**Large Ribbed White.** Sometimes called Spinach Beet. Used for greens for chickens by cutting the stem and leaf, which are also very ornamental. It resembles an ornamental beet top, but has no edible root. May be used as a salad. Pkt. 10c, oz. 15c, ¼ lb. 35c, lb. \$1.00. Postpaid.

## Stock Beets or Mangels

**Golden Tankard.** Recommended on account of its milk-producing qualities. It is of rich yellow color, sweet flavor, and yielding heavy crops of fine-shaped roots. Pkt. 10c, lb. 60c, postpaid.

**Giant Half Sugar.** A cross between a Mangel and a Sugar Beet. Is almost as large as a Mangel and contains nearly as much sugar as a Sugar Beet. The roots are a light bronze-green, grown well out of the ground and are very easily harvested. Pkt. 10c, lb. 60c, postpaid.

**Mammoth Long Red.** The largest of all the mangels and the heaviest cropper. Skin is red; flesh white, zoned with red. This variety produces a larger amount of good feed than any other beet, and is recommended as superior to all others. Pkt. 10c, lb. 60c, postpaid. Write us for quantity prices on table and stock beets.

## Sugar Beets

Are also used for stock feeding. Sow from October to May, in drills three feet apart. Thin out to stand half foot apart in rows. It is some-

times desirable to grow smaller roots as they contain a larger percentage of dry feeding matter, in which case plant closer together. Keep well cultivated.

**Klein Wanzleben Sugar Beet.** This is considered the most desirable variety for sugar. It is also desirable for feeding to stock. The roots, while rather shorter than some varieties, are thick in diameter, and yield an immense crop on rich land. The largest diameter is at, or just below, the surface of the soil, then tapering rather quickly. Pkt. 10c, lb. 75c, postpaid.

Write us for quantity prices on Beets.

## SERVICE POINTERS

1. Do not plant close, give vegetables enough room to grow.
2. Never water any newly planted plot until after the seed comes up, but have soil good and moist when planting.
3. Irrigation is always preferable over sprinkling.
4. Cultivation as soon as possible following each irrigation is essential.
5. Try to keep all growing stuff growing continuously, a check in growth almost equals a failure.
6. Always have ground good and wet where you transplant any plant to permanent location.
7. Be sure to protect newly transplanted plants with paper cone or something for two or three days. Remove cover in evening.
8. We recommend Nulife Fertilizer.
9. To keep succession of vegetables for home use plant seed now, then repeat planting two to three weeks hence. Don't let your garden run out.
10. Early varieties means a quick maturing variety. Late varieties means it requires longer to mature.

Do not misconstrue these designations and think they mean to plant only early or late.

## BROCCOLI

### Brocoli

Should be treated the same as cauliflower, which it resembles. In fact it is practically a coarse summer cauliflower, more divided in the head, grows larger and taller and is hardier and easier to grow.

**St. Valentine** (A pure white strain) is the best. Our seed is of the English type grown extensively in the north. Pkt. 10c, oz. \$1.50, ¼ lb. \$5.00. Postpaid.

## BRUSSELS SPROUTS

### Berzade Bruselas

Culture same as cauliflower or cabbage.

**Improved Half Dwarf.** The standard variety. Grows to two or three feet high and the stem has from 30 to 40 small heads, which are broken off and cooked like cabbage. Pkt. 10c, oz. 40c, ¼ lb. \$1.35. Postpaid.

## CABBAGE

### Col Repollo

We do not hesitate in saying that there is no better cabbage grown than the winter cabbage raised around San Diego.

This cabbage matures from November to April and the grower will always get good prices on the eastern market.

We have splendid reports on our imported strains of cabbage seed and a trial will convince you.

**A Few Rules for Planting and Growing Cabbage Successfully**

Don't have the soil in the seed bed as rich as the field to which the cabbage is transplanted, or the plants will be starved after transplantation.

Don't seed too thickly or force the growth too rapidly, or the plants will grow too tall, slim and tender, and the growth be more seriously checked by adverse conditions.

Root deeply to resist drought. When setting out, plant up to the first leaf-stems. Supply plenty of moisture and manure.

Flower Planting Chart on page 25.

**Cabbage Plants.** We keep a constant supply of the leading varieties of cabbage plants during the greater part of the year. Price per dozen 15c, per 100 \$1.00; for larger quantities, price on application.

**Copenhagen Market.** Undoubtedly an extra fine cabbage for all conditions; grand for market growing and unequalled for home gardening. Its heading qualities are sure, quality the best. Pkt. 10c, oz. 40c, ¼ lb. \$1.35, lb. -4.00, postpaid.

**Danish Ballhead.** This is the most popular of all late varieties for winter use. Because of its great solidity of head, and its unequalled keeping and shipping qualities, Danish Ballhead has supplanted nearly all other varieties for winter use. The heads are the right market size—not too large, very hard and heavy, weighing a fourth more than other varieties of equal size, the leaves are fine grained and deliciously tender. Pkt. 10c, oz. 40c, ¼ lb. \$1.35, lb. \$4.00, postpaid.

**Early Dwarf Flat Dutch.** Head large, oval or nearly round, solid, crisp and tender, maturing with early summer. Every plant will form a hard head fit for market. Pkt. 10c, oz. 30c, ¼ lb. \$1.00, lb. \$3.00, postpaid.

**Perfection Drumhead Savoy.** A variety that is much prized in Europe, and also by those who are familiar with it in this country. It is very sweet and crisp, and always tender. Heads medium size and fairly compact. Pkt. 10c, oz. 25c, ¼ lb. 90c, lb. \$2.50, postpaid.

**Early Winnigstadt.** A decidedly pointed head of good size and fine quality—the most sharply pointed of all Cabbages. One of the hardiest varieties, resists cold, wet and insect pests to a degree which makes it very desirable. We recommend it as one of the best varieties. Pkt. 10c, oz. 30c, ¼ lb. \$1.00, lb. \$3.00.

### Red Cabbage

**Mammoth Rock Red.** A good variety. Pkt. 10c, oz. 35c, ¼ lb. \$1.20, lb. \$3.50, post paid.

Do not fail to write us for quantity price on cabbage seed.

### Chinese Cabbage

This variety of cabbage is a growing favorite with the poultry raiser, as it yields an abundance of succulent leaves for feeding. Our seed is imported stock.

**Culture.** Grow it as you do lettuce; transplant 10 inches apart in rows 12 inches apart.

Boiled with beef or pork it is excellent, having a much more pleasing flavor than cabbage. The inner leaves make better cold slaw. Pkt. 10c, oz. 55c, ¼ lb. \$1.50, lb. \$5.50, postpaid.

### Special Notice

Owing to conditions, which may arise, beyond our control, such as crop shortage or failure, etc., the prices in this catalogue are subject to change without notice. As a rule and whenever possible, however, we expect to fill orders at prices listed.

### SERVICE POINTERS

Remember that the successful growing of any vegetable depends upon, soil, moisture, warmth, cultivation and good seed. We aim at all times to supply the best seed obtainable, knowing that, while seed cost is the smallest cost of farming, the farmer or truck grower should have the very best.



Oxheart Carrot

### CARROTS

Zanahoria

**Culture.** Although carrots are hardy after the plant is established it is difficult to get a good stand unless the soil is well prepared and of such a nature that it will not bake, for the seeds are small and slow to germinate.

Carrots are sown the year around in deeply tilled, sandy, loam soil. Sow one inch deep in rows 15 to 20 inches apart. Thin out to 4 inches apart when plants are two inches high. Keep well cultivated and irrigate every week. Four pounds will plant one acre, one ounce 100 ft. of drill.

**Chantenay.** A good general purpose variety; five or six inches long; stump rooted; about three inches thick at top; tapering slightly; bright orange color. Pkt. 10c, oz. 15c, ¼ lb. 35c, lb. \$1.00, postpaid.

**Danver's Half Long.** The best variety and the most largely used, not only for stock raising, but for table use as well. The perfect type is about eight inches long, and about two and a half inches wide at the shoulder, tapering to a sort of half point at the bottom. Color is a bright orange scarlet. It is a very heavy cropper. Pkt. 10c, oz. 15c ¼ lb. 35c, lb. \$1.00, postpaid.

**French Forcing.** The best variety for forcing. Globe shaped; color, bright orange. Pkt. 10c, oz. 15c, lb. \$1.00 postpaid.

**Long Orange.** One of the best long varieties. A heavy cropper, growing entirely under the ground, preventing the crown from becoming tough and woody. Pkt. 10c, oz. 15c, ¼ lb. 35c, lb. \$1.00, postpaid.

**Oxhart.** A short, heavy, thick variety, heavy yielder, and very desirable especially for heavy soils. Pkt. 10c, oz. 15c, ¼ lb. 35c, lb. \$1.00, postpaid.

### STOCK CARROTS

**Large Yellow Belgian.** Is similar to the above, but with a light orange color; said to be richer, but does not keep so well. Pkt. 10c, oz. 15c, ¼ lb. 35c, lb. \$1.00, postpaid.

**White Belgian.** Raised exclusively for stock. Grows to be very large size, and is easily gathered. Pkt. 10c, oz. 15c, ¼ lb. 35c, lb. \$1.00, postpaid.

Write for Quantity Prices.

## CAULIFLOWER

*Coliflor*

Winter grown Cauliflower is another successful crop grown around San Diego, and our wonderful climate makes it possible to place cauliflower on the market during the months of October, November, December, January, February and March. We recommend our imported strains of **Early Snowball**, and many of our customers have had good success with Snowflake.

The culture of cauliflower is much the same as that of cabbage, but is adapted to growth in cool weather only. It is a delicious vegetable, and is especially popular with the home or market gardener. Plant the seeds in beds in June, for fall crops, and transplant about the first of August. For winter crop, seed may be sown in December, and the plants set in place any time during February.

**Early Snowball** (European Grown). The best and most popular early variety grown. There is a vast difference in the strains of this variety offered, but what we offer is the best stock. Those who have had trouble with cauliflower should try this Snowball. It will make uniformly fine heads. Pkt. 25c, oz. \$3.00, ¼ lb. \$10.00, postpaid.

**Snowflake or California Snowball.** This type should be planted from the first of June to the first of July. We, however, do not recommend the planting of cauliflower too early because of the possibility of its heading prematurely, and climatic conditions also have considerable to do with the success of the grower. In this early strain we have one that has proved very hardy under early climatic conditions. Price: Pkt. 10c, oz. \$1.50, ¼ lb. \$5.00. Postpaid.

## SERVICE POINTERS

**For Cabbage Worms** use Corona Dry Arsenate of Lead in dry form before cabbage is one-half grown. After cabbage is one-half grown use Corona Dry in a spray mixture according to directions.

**For Aphis** spray with Black Leaf "40" (Nicotine Sulphate) at rate of one teaspoonful to one gallon of water. Add a little Fish Oil Soap for a spreader. A new remedy for Aphis is **Nico Garden Dust** to be used dry.

On account of our mild climate California is subject to numerous insect pests which will cause very little trouble if taken in time. We carry a complete line of all kinds of spray material and spray pumps.

## CELERY

*Apio*

Good money has been made in the past few years in the growing of winter celery in this section and we recommend our direct importation of **French Grown Golden Self Blanching**.

Sow the seed in frame or open ground. When about three inches high, transplant about four inches apart in well pulverized soil to make the plants more stocky; water and protect until well rooted; then transplant in furrows or trenches about 8 or 10 inches deep, six inches apart in the trench. To blanch, draw the earth to the roots from time to time as the plants grow, thus filling up the trench. The soil should be thoroughly enriched by the liberal use of well rotted manure. One ounce of seed will produce about 5,000 plants.

**Golden Self-Blanching, California Grown.** The most popular variety in use, especially for early crop. The plant is naturally golden-yellow (both stem and leaves), but needs to be blanched to make it brittle and fit for table use. Forms a rather small bunch. Pkt. 10c, oz. 60c, ¼ lb. \$2.00, postpaid.

**Golden Self-Blanching French Grown.** Pkt. 15c, oz. \$1.50, ¼ lb. \$5.00. Postpaid.

**White Plume.** An excellent variety for fall and winter use. It is easily blanched; requires but slight banking. Pkt. 10c, oz. 35c, ¼ lb. \$1.25. Postpaid.

**Celeriac. Large, Smooth Prague.** Has a turnip shaped bulb with a celery flavor. Pkt. 10c, oz. 40c, ¼ lb. \$1.25. Postpaid.

## A LITTLE HINT TO THE NEWCOMER

You have purchased your land, but you are all at sea about season. What to plant and when to plant it is a puzzle; just read this catalog, and you will find the answer. But that is not all; you want more advice. Well, just write us, stating the nature of your ranch with regard to the following conditions,—sandy, loam, adobe, swamp, mesa, foothill, irrigation, acreage, and proximity to market. Are you a gardener or rancher? We may advise you to plant beans in the fall during September and November. When they are marketed plant potatoes or corn (as your conditions may suggest). When this crop is harvested plant potatoes again and casabas. Thus you will have three crops within twelve months. Such information is often a surprise to the newcomer, but the great Southwest is full of surprises and great possibilities.

As soon as you have learned the trick, you are one of "us," and your letters home will cause your friends to say: "There is another California prevaricator." You just can't make them believe it until they come.

## CHAYOTE

*Sechium edule*

**Culture.** Plant fruit in the open ground after it has sprouted, covering with four inches of earth and protect from frost. Water sparingly until vine is about twelve inches high; then gradually increase until hot weather, when it will require copious watering.

**Chayote.** A delicious vegetable vine, fine for Pergolas, some vines bearing from 150 to 300 in one season. Large sized, pear-shaped fruit, which is used like squash, but is of much finer flavor. Planting season from November 1 to February. Each 25c. Postpaid. Dozen, \$2.00, postage extra.

## COLLARDS

*Caba*

**Georgia.** A tall, loose form of cabbage, grown in the south as a substitute for cabbage, and which may be successfully grown in summer. The leaves, when cooked, are tender, delicate and of fine flavor. Pkt. 10c, oz. 20c, ¼ lb. 65c. Postpaid.

## CORN

*Sweet or Sugar*

Corn requires rich loam soil, and thorough cultivation. It may be planted in many localities where frost is not common, any time from February to September, and enjoy roasting ears nearly the whole year. Plant in hills from 2½ to 3 feet apart in rows 4 feet apart. Thin to two or three stalks to the hill to insure good-sized ears.

**Black Mexican.** Kernels bluish black when ripe, but white when ready for cooking; is very sweet and tender, and a leading favorite. Pkt. 10c, lb. 35c, postpaid.

**Country Gentleman.** The best for family use. Has long, white cob, closely filled with long, white kernels, irregularly on cob. It is very finely flavored and sweet. Pkt. 10c, lb. 35c, postpaid.

**Extra Early Adams.** The earliest of all corn, and the first to make ears. Plant dwarf and stocky and grains of fair quality. It is really a field corn, but is used as sweet corn on account of its extreme earliness. Pkt. 10c, lb. 35c, postpaid.

**Golden Bantam.** An extra early dwarf variety. Ears of medium size, thickly set with rich, yellow kernels of a most delicious flavor. This variety has become a general favorite on account of its earliness, hardness and extra fine quality. Pkt. 10c, lb. 35c, postpaid.

**Oregon Evergreen.** This is without doubt the best sweet corn ever grown, and is a great favorite among market growers in this section. It is very productive, bearing long, well-filled ears, and is of a particularly fine flavor. Many varieties of sweet corn do not thrive as well in California as in the east, and it has sometimes been said that good sweet corn is not to be had here.

This variety, however, seems particularly adapted to our local conditions, and produces ears of the very finest quality. Pkt. 10c, lb. 35c, postpaid.

**Stowell's Evergreen.** A good bearer of large, well filled ears of best quality. The stalk is a rank grower, and useful for dairy fodder. A favorite with market gardeners. Pkt. 10c, lb. 35c, postpaid.

Do not fail to write us for sack prices on Sweet and Field Corn, as we carry large stocks on hand during the season.

**SERVICE POINTER**

**Corona Dry Arsenate of Lead** placed on the ends of the ears just as it comes into silk will prevent the ravages of corn worms and increase your yield of clean, perfect corn.

DON'T FORGET to see Our  
CANARIES, GOLD  
FISH AND OTHER PETS,  
also  
BIRD CAGES and FISH BOWLS

**FIELD CORN**

**Eureka Ensilage.** A large stalk with a profusion of leaves which makes it the most desirable for ensilage. Lb. 25c, postpaid. Write us for quantity price.

**Hickory King.** Kernel white; largest grain and smallest cob of any white corn known. This corn is the most popular of all the white dent varieties and is used by many for roasting ears. 1 lb. 25c, postpaid. Write us for quantity price.

**King Phillip.** An early corn. Large ears. Yellow grains. A hard flint and a satisfactory variety for this section. Very popular for poultry feeding; lb. 25c, postpaid. Write us for quantity price.

**Leaming.** The best yellow corn on the market. A rank growing, leafy stalk makes it valuable for fodder as well as grain. Early; kernels long and deep; cob small. Price: lb. 25c, postpaid. Write us for quantity price.

**Mexican June Corn.** The corn for the arid Southwest as has been proven by several years' trial of various government experiment stations throughout the country. This corn is quite largely grown in the Imperial Valley, Arizona, New Mexico and Texas.

It is chiefly valued as a corn that will grow and produce a good crop under arid conditions. One of the earliest maturing of the field varieties. Price: lb. 25c, postpaid. Write us for quantity price.


**Orange County Prolific.** For Ensilage as well as corn. This White Dent variety is strictly a California product, and will surpass in amount of fodder or grain any other variety we have ever offered. It will readily yield one hundred and ten bushels of grain per acre, and when grown for ensilage it will yield more than thirty tons of ensilage per acre. Price: lb. 25c, postpaid. Write us for quantity price.

**SERVICE POINTERS**

Following corn should mature.

**WHITE DENT**

Orange County Prolific, for grain and silage ..... 110 days  
Eureka Ensilage, for silage..... 120 days



Oregon Evergreen Corn

By far the most popular Sweet Corn in Southern California.

Hickory King, for grain and silage.....110 days  
 Mexican June, for grain, dry farming....100 days  
**YELLOW DENT**  
 Improved Leaming .....100 days  
 King Philip Flint, for grain, dry farming. 90 days

## Pop Corn

**Golden Queen.** A very popular corn for this section. Large, smooth, yellow ears; a good popper and very prolific. Price: lb. 30c. Postpaid.

**White Rice.** A very popular variety; very prolific; small ear; kernels long and sharp pointed. Lb. 30c.

## CRESS

### Mastuerzo

**Culture.** Grown in rows sown rather thickly. Grows up again after cutting. Used in salads and for garnishing.

**Fine Curled (Pepper Grass).** Quick growing; leaves finely cut and feathery like a good parsley; growth dwarf and compact; ornamental, crisp, and pungent; very refreshing. Pkt. 10c, oz. 15c.

**Water Cress.** Highly esteemed as a salad during the spring and fall. Also used as a garnish for meats during the winter. Seed may be started readily in pans or boxes of very moist earth, and the young plants, transplanted to shallow water. Pkt. 10c, oz. 35c.

## CHICORY

### ACHICORIA

**Culture**—Sow any time except hottest weather, though early spring is preferable, in rows eighteen inches apart and three or four inches apart in row. A deep-rooting plant requiring little care if soil is moist.

**Large Rooted Magdeburg**—This variety is grown for its roots, which are dried or roasted and ground as a substitute or adulterant for coffee. The leaves can also be used but should be cut when fresh. They make a splendid salad. To secure large roots, soil should be light, rich and deeply worked. Plants should be thinned from 4 to 6 inches apart and the seed sown  $\frac{1}{2}$ -inch deep, using 1 oz. to every 100 feet of row. Pkt. 10c, oz. 40c,  $\frac{1}{4}$  lb. \$1.35, lb. \$4.00. Postpaid.

**Witloof or French Endive.** Is used as a salad and is most delicious served with French dressing and eaten like lettuce. Seed should be sown in June, July and August in drills 12 to 18 inches apart and the seedlings should be thinned out to stand not closer than 3 inches.

In the fall, lift the plant, trim off the leaves and store in sandy soil in a cool place until wanted for forcing. Pkt. 10c, oz. 30c.

## CUCUMBERS

### Pepino

Altho our planting chart recommends the planting of Cucumbers from March to September, a number of our gardeners have made a success of winter grown cucumbers, picking their crop at a time prices are high. While there is always an element of chance in this kind of crop for winter, yet the prices are always good, and some farmers figure it pays to take these chances. The favorite varieties for winter planting are Davis Perfect and Klondyke.

**Culture.** Plant six to twelve seeds in hills four to six feet apart. Get the seeds into damp soil about one inch. Rich, well watered soil is necessary to produce well formed cucumbers. One ounce of seed will plant 40 hills. Two pounds to the acre.

To control Aphis spray with black Leaf 40 as directed on can.

**Arlington White Spine.** A rich, dark-green variety, turning white when ripened. The fruit is about 7 inches long when in marketable condi-

tion and very straight and even shape. Is early and good for forcing and out-of-door culture. Price: Pkt. 10c, oz. 20c,  $\frac{1}{4}$  lb. 65c, lb. \$2.00. Postpaid.


**Davis Perfect.** This cucumber has been a favorite for late spring and early summer planting. The fruits are eight to ten inches long, dark green and very attractive. It is also extra good for hothouse use. We especially recommend this variety for general use, both for the home and market garden. Price: Pkt. 10c, oz. 20c,  $\frac{1}{4}$  lb. 65c, lb. \$2.00, postpaid. Write us for quantity price.

**Improved Long Green.** Dark green, firm and crisp, 12 to 16 inches long. Very extensively grown. Price: Pkt. 10c, oz. 20c,  $\frac{1}{4}$  lb. 65c, lb. \$2.00. Postpaid.

**Japanese Climbing.** This sort grows quickly, climbing poles or trellis, thus taking up very little room in the garden. The fruits are of good size and of fine flavor. Price: Pkt. 10c, oz. 20c,  $\frac{1}{4}$  lb. 65c, lb. \$2.00, postpaid.

**Klondyke.** A favorite variety among our market gardeners. It is an improved strain of the famous White Spine. When suitable to ship the fruits average about 2 inches in diameter and 7 inches long, very dark green, striped with light green about one-third the length from the blossom end. The flesh is waxy, white, crisp, and of excellent flavor. Pkt. 10c, oz. 20c,  $\frac{1}{4}$  lb. 65c, lb. \$2.00, postpaid.

**Gherkin, or West India Gherkin.** An extremely small fruited variety, grown exclusively for pickles. Pkt. 10c, oz. 30c. Postpaid.



Davis Perfect Cucumber

## Lemon Cucumber

This cucumber is without doubt the most popular variety for the home garden and when ripe makes a delicious sweet pickle.

This is a very nice sub-acid variety, and con-

A Corn Planter Saves Time and Seed.



sidered superb as a salad. The fruit is small and in appearance similar to a lemon. Very prolific. Pkt. 10c, oz. 25c. Postpaid.

**Notice**—All prices in this catalog are subject to change without notice.

## SERVICE POINTERS

Don't sow your seeds too deep. Plant small seeds as Radish, Turnips, etc., and those of similar size ¼-inch deep. Peas, Beans, etc., from 1 to 2 inches deep. Keep moist. Irrigate, if possible, and do not sprinkle.

## DANDELION

### AMARON

**Culture**—It is used for greens and is much prized by epicures. Sow seed in the spring in rows 1 foot apart and thin plants to stand 1 ft. apart in the row. Sandy loam soil is best suited.

**Improved**—An early, large, broad-leaved variety. Pkt. 10c, oz. \$1.50. Postpaid.

## EGG PLANT

### Berengena

This is a vegetable that should be more largely grown. People who have eaten it will always call for it, as it has a rich flavor all its own that is fine. Plant and tend the same as tomatoes, and it is just as easy to get a crop.

**New York Egg Plant.** New York is an early variety of the large oval-shaped, deep purple kind that tastes surprisingly like oysters when fried, and is of an indescribably delicate and alluring flavor when stewed. This variety of egg plant has superseded all other varieties in this section and is the only one we carry in stock. Should you desire other varieties we will secure them for you. Price: Pkt. 10c, oz. 75c, ¼ lb. \$2.50, lb. \$7.50. Postpaid.

## ENDIVE

### Endivia

Salad vegetable, which is very popular for winter use. Sow the seed in late summer and thin the plants to six inches apart. When quite well grown, tie the outer leaves at the top, thus blanching the inner leaves and heart. Use from December to April.

**Broad-leaved Batavian.** Leaves broad, light green; best for soup. Pkt. 10c, oz. 20c, ¼ lb. 65c, Postpaid.

**Green Curled.** The most universally used variety, and a very attractive plant. Pkt. 10c, oz. 20c, ¼ lb. 65c. Postpaid.

## GARLIC

### AJO

**Culture**—Garlic is a perennial plant with a bulbous root and belongs to the onion family. It has flat leaves and the bulb is composed of several parts of bulbels similar to those of a multiplier onion set. Garlic has a strong, penetrating odor and flavor and is highly esteemed for flavoring soups, stews, etc. We cannot offer seeds but can supply bulbs or sets.

Prepare the ground as for onions, separate the sets and plant them in drills eight inches apart and four to six inches apart in the drill, covering two inches deep. Cultivate like onion sets. When the leaves turn yellow, pull bulbs and dry in the shade. It requires about 300 lbs. to plant an acre and can be planted from September to March. Write us for prices.

## HERBS

### Pot, Sweet and Medicinal

10 cents per packet.

We have a choice lot of the following herbs in plants: Catnip, Chives, Tarragon, Sage, Sweet Marjoram; Thyme, Savory, Rosemary, Lavender, Mint etc. Large thrifty plants, 10c each. Post-charge extra.

A well assorted selection of the various kinds of herbs should have a place in every garden. Their value in seasoning and flavoring is well known and appreciated. Care should be taken to harvest on a dry day just before they fully blossom.

**Angelica Garden** (Archangelica officinalis).

**Anise** (Pimpinella anisum).

**Balm** (Melissa officinalis).

**Basil Sweet** (Ocymun basilicum).

**Borage** (Borage officinalis).

**Caraway** (Carum carui).

**Catnip** (Nepeta Cataria).

**Coriander** (Coriandrum sativum).

**Cumin** (Cuminum cyminum).

**Dill** (Anethum graveolens).

**Fennel, Sweet** (Foeniculum vul-gare).

**Horhound** (Marrubium vulgare).

**Hyssop** (Hyssopus officinalis).

**Lavender** (Lavendula vera).

**Marjoram, Sweet** (Origanum Majorana).

**Rosemary** (Rosmarinus officinalis).

**Rue** (Ruta graveolens).

**Saffron** (Carthamus tinctorius).

**Sage** (Salvia officinalis).

**Savory, Summer** (Satureja hortensis).

**Savory, Winter** (Satureia montana).

**Sorrel**

**Tansy** (Tanacetum vulgare).

**Thyme, Broad-Leaved** (Thymus vulgaris).

**Wormwood** (Artemista absinthium).

## KALE

### Breton Col

A species of cabbage forming a mass of leaves which are cooked as greens. Can be grown all the year round.

We recommend **Jersey** or **Thousand Headed Kale** to be the best for poultry feeding. It is a tall variety with smooth leaves and a heavy yield-er. Price: Pkt. 10c, oz. 15c, ¼ lb. 50c, lb. \$1.25, postpaid.

**Tall Curled Scotch.** A hardy variety growing about 2½ feet high, making a beautiful plant. Price: Pkt. 10c, oz. 20c, ¼ lb. 55c, lb. \$1.50, postpaid.

We carry a complete line of Kale plants. Write us for prices.

## KOHL RABI

### Colinabo

A plant forming a solid bulb entirely above ground, bearing short leaves. The bulb is the edible part and when cooked resembles a turnip, and should be sown and treated in the same manner.

**Early White Vienna.** The most desirable variety. It is very early and has small tops. It can be planted all the year. Price: Pkt. 10c, oz. 30c, ¼ lb. \$1.00, lb. \$2.75, postpaid.

## LEEK

### Puerro

**Culture**—Leek is a very hardy plant with a sweet onion-like flavor. It resembles the young onion growth in the spring as it does not bulb.

The neck or stems are blanched by drawing the earth up about them as the plant grows in size or they can be transplanted to trenches and the trench gradually filled as the plant grows. They should be planted in drills or rows 16 to 20 inches apart and the plants 10 to 12 inches apart.

Plant seed in seed bed, broadcast or in drills, covered to the depth of one-half inch, and when they are about as thick as a good sized goose

quill they should be transplanted.

**London Flag**—A large and strong plant; hardy. Pkt. 10c, oz. 35c, ¼ lb. \$1.15, lb. \$3.50. Postpaid.

## LETTUCE

### Lechuga

Lettuce can be planted all the year, but head varieties will not harden up as well in the summer as they will in the winter, on account of the heat of the sun.

**Culture.** Have the soil well pulverized and moist. Sow the seed in drills twelve to eighteen inches apart and not over half inch deep. Do not allow the seed to get dry after being sown. When the plants are two inches high thin to about eight inches, or transplant. The transplanted plants will mature two to four weeks later than those grown direct from seed.

Well watered, rich loam soil well worked and kept free from weeds insures a fine, brittle lettuce.

**California Cream Butter.** This is a favorite lettuce; of a rich, creamy yellow; stands the summer heat better than the other varieties and forms a very hard head. Pkt. 10c, oz. 15c, ¼ lb. 50c, lb. \$1.25, postpaid.

**Iceberg.** Large, curly, light green leaves, slightly tinted with red at the edges. Delicious in flavor. The gardener's favorite for summer, as it heads well in the hot weather. Sow from April till August. Pkt. 10c, oz. 25c, ¼ lb. 75c, lb. \$2.00, postpaid.

**Improved Hanson.** Heads grow to remarkable size, resembling cabbage. This is a general favorite for home or market use. Pkt. 10c, oz. 15c, ¼ lb. 50c, lb. \$1.50, postpaid.

**Los Angeles Market.** Has well been called the **Lettuce King of the West.** Because of its large, solid white heads it is the favorite with the market gardeners who use it almost exclusively for fall and winter planting. Plant any time from September to April and you will have the best and sweetest lettuce grown. No winter garden should be without it. Pkt. 10c, oz. 35c, postpaid. Write us for quantity prices.

**New York or Wonderful.** A large, solid heading variety, very dark green outer leaves, but pure white inside. This is a favorite for winter but should not be planted in the summer. Sow from September till April. Pkt. 10c, oz. 35c, postpaid. Write us for quantity prices.

**Paris White Cos or Romaine.** The best of the Cos or celery varieties. Form a long, narrow head, leaves large and thick. Well folded head which blanches quickly. Crisp, tender and of fine flavor. Very popular with our foreign population. Pkt. 10c, oz. 15c, ¼ lb. 45c, lb. \$1.25 postpaid.


## Loose Leaved Varieties

**Early Curled Simpson.** A favorite early sort; large loose head, Pkt. 10c, oz. 15c, ¼ lb. 35c, lb. \$1.00, postpaid.

## Chicken Lettuce

A new feed for chickens. Yields more than Kale. Does not make a head, but sends up a stout stalk, 3 to 4 feet high, just loaded with leaves. Economical to grow for when cut it starts again and again. It is unexcelled for poultry or rabbit feed. Pkt. 10c, oz. 15c, ¼ lb. 50c, lb. \$1.50. Postpaid.

Buy "Hall's Garden Helps", the best garden book published for gardening in Southern California. Postpaid, 50c.



Improved Hybrid Casaba

## MUSKMELON

### Muscate

For general culture, in hills five feet apart each way. No crop is more benefited by high state of fertility and cultivation. Plant when danger of frost is over and after the third leaf appears thin to two strong plants each hill. This will leave sufficient plants to thoroughly cover the ground when full grown. They should have plenty of water, especially after fruiting begins. One ounce of seed to 100 hills.

**Burrell's Netted Gem.** A fine strain of Rocky Ford cantaloupe. Has a small seed cavity; rich and solid meat. Is well netted, of uniform size and has no superior among muskmelons. Flesh salmon colored. Pkt. 10c, oz. 15c, ¼ lb. 50c, lb. \$1.25, postpaid.

**Extra Early Hackensack.** An early variety; green fleshed and very delicious. Fruit round and very thick meated. A general favorite. Pkt. 10c, oz. 15c, ¼ lb. 50c, lb. \$1.25, postpaid.

**The Famous Indiana Musk Melon.** It is with pleasure that we are able to offer this new variety of melon to our customers. It is heavily netted, very thick meated, a good keeper of exceptional flavor and is pronounced by many an improvement over the well known Tip Top. Pkt. 10c, oz. 30c, ¼ lb. \$1.00, lb. \$3.00. Postpaid.

**Mission Bell Cantaloupe.** A truly splendid melon, largely raised in the Imperial Valley. The flesh is a full salmon color even up to the very rind, and is of unsurpassed flavor, bearing a high percentage of sugar. The rind is heavily netted and the melon is larger than medium size. Mission Bell is a vigorous grower and early bearer, and a splendid keeper, both on the vine and after it has been picked. For an all around family melon, here is a cracker jack; and it is an equal favorite with the market gardeners. You can't beat the Mission Bell. Pkt. 10c, oz. 35c, ¼ lb. \$1.10, lb. \$3.25 Postpaid

**Osage.** Large melon, about three times the size of Rocky Ford. With its well netted, dark skin, smooth salmon-colored flesh of a superb rich flavor, it stands high with growers everywhere. Pkt. 10c, ¼ lb. 50c, lb. \$1.50. Postpaid.

**Pineapple** has been the leading muskmelon on the local market for several years and will, no doubt, hold that position for some time, as it is certainly one of the best melons for size, shape and appearance yet produced, and when raised under proper conditions is of fine texture and flavor. Pkt. 10c, oz. 15c, ¼ lb. 50c, lb. \$1.50. Postpaid.

**Rocky Ford.** Golden Lined. A famous cantaloupe. The universal favorite of the market Gardener. Pkt. 10c, oz. 15c, ¼ lb. 50c, lb. \$1.50.

**Rocky Ford-Follock 10-25.** This is the latest improved strain of the popular Rocky Ford. It eliminates every defect of all other strains. Perfect in size, shape, netting, flavor, and long keeping and good shipping qualities. Our seed is from one of the most reliable growers in Colorado. Pkt. 10c, oz. 20c, ¼ lb. 75c, lb. \$2.00, postpaid.

**Tip Top.** Selected stock. A melon we recommend to every lover of this luscious fruit and to every gardener who grows for the market. It is a yellow fleshed melon of the very best quality; every melon produced, big or little, early or late in the season, is a good one. They are sweet, juicy, of finest flavor, edible to the very rind. It is a strong grower and a heavy yielder, and of handsome appearance. Pkt. 10c, oz. 25c, ¼ lb. 85c, 1 lb. \$2.50. Postpaid.

**Honey Dew.** A new melon and a great favorite with both the market gardener and in the home garden. Every melon is a good one. Flesh is light green and as sweet as honey. The rind is light green or silvery-grey in color, smooth as an egg and hard as the rind of a winter squash. A good shipper, is good right off the vine and will keep for months. Undoubtedly one of the best melons on the market today. Pkt. 10c, oz. 25c, ¼ lb. 85c, lb. \$2.25, postpaid.

**Persian.** A new variety, yellow flesh, heavily netted but of smooth rind. Very sweet and of distinctive flavor. Splendid keeper—average weight about 7 pounds each—many much larger. Pkt. 10c, oz. 60c, ¼ lb. \$2.00, lb. \$6.00. Postpaid.

Do not fail to write us for quantity price on melons of all kinds.

## CASABA VARIETIES

**Golden Hybrid.** A new variety of Hybrid Casaba, very popular on account of its golden color and keeping qualities. Price: Pkt. 10c, oz. 25c ¼ lb. 85c, lb. \$2.50.

**Golden Beauty.** This Melon is very similar to the Winter Pineapple except that it has a golden yellow rind. A fine keeper and shipper. Pkt. 10c, oz. 25c, ¼ lb. 85c, lb. \$2.25, postpaid.

**Improved Hybrid.** The most popular of all the Casabas, being raised almost exclusively by the market gardeners on account of its good keeping and shipping properties. About as large as a large Hackensack muskmelon, dark green rind, and delicious white flesh. Sometimes three inches thick. Do not fail to plant this excellent melon. Pkt. 10c, oz. 25c, ¼ lb. 85c, lb. \$2.50. Postpaid.

## SERVICE POINTERS

Use fertilizer. In California, where there is no "resting period", frequent fertilization is absolutely necessary to secure continuous results. **NU-LIFE** (Nuvida) Fertilizer contains all the elements required in proper proportions to produce a healthy luxuriant growth.

## WATERMELON

### Zandia

Watermelons are rapidly becoming one of the

favorite crops in this section, as the demand is always good, and a good yield can be had without irrigation. We carry the leading varieties.

**Culture.** As soon as the weather becomes settled, about the first of March, select a rich, sandy loam soil which has been plowed deep and well harrowed. Plant 6 to 10 seeds one or two inches into moist soil, in hills 10 to 15 feet apart each way. When young plants show character, thin out to 2 or 3 best plants in each hill. Keep your ground well cultivated and free of weeds. The best flavored melons are grown without irrigation. One ounce to 50 hills, 2 lbs. to an acre.

Apply Tobacco Dust or slacked lime before the plants come up to keep beetles away.

**Angelino White Seeded.** A large, round, dark-green type, bright red flesh, free from fibre and of excellent flavor. It is a good shipper and average weight 25 to 30 lbs. Price: Pkt. 10c, oz. 15c, ¼ lb. 50c, lb. \$1.50. Postpaid.

The seed of the White Seeded Angelino often comes with the ends split open, which does not hurt the germination. We advise soaking in water for a few hours before planting and cracks in seed will close up, keeping out dirt until seed start in good shape.

**Angelino Black Seeded.** Similar to the White Seeded variety and a favorite with growers, who like a black seeded melon. Price: Pkt. 10c, oz. 20c, ¼ lb. 65c, lb. \$2.00. Postpaid.

**Chilian Black Seeded.** The leading watermelon in Southern California for twenty years. The original Chilian Watermelon was of the white seeded type, but of late years, in the vicinity of San Diego, the black seeded type has led all other varieties. It is a medium size, round melon, short crop, early maturing and is a great favorite with the market gardeners who supply hotels and restaurants. Plant two pounds per acre, from March to July, altho some gardeners who have a warm soil plant earlier. Price: Pkt. 10c, oz. 15c, ¼ lb. 50c, lb. \$1.50. Postpaid.

**Chilian White Seeded.** Same type as Black Seeded, has a larger average size and a good shipper. Price: Pkt. 10c, oz. 15c, ¼ lb. 35c, lb. \$1.10. Postpaid.

**Kleckley Sweet.** This is an excellent melon either for the home garden or for shipping. It is of medium size, a very green rind, with deep red flesh of delicious flavor. Our seed positively cannot be excelled. Pkt. 10c, oz. 15c, ¼ lb. 35c, lb. \$1.10. Postpaid.

**Klondike.** This is now indisputably the most popular melon on the market. Why? Because it has a flavor quite as distinct from other watermelons as a Bartlett pear from any other pear, and is sweeter even to the thin rind than any other. It is popular with the grower because it is wonderfully adapted to dry farming, wonderfully prolific, early, long and continuous bearing; the vines seem in their prime in September and October, long after other varieties have disappeared. Planted in rows twenty feet apart on dry soil that has been scientifically prepared the vines will interlace.

The seed is small. One pound of Klondike will number as many seeds as two pounds of other varieties. The color of the seed is brown, mottled black. Pkt 10c, oz. 35c, ¼ lb. \$1.00, lb. \$3.00, postpaid.

**Tom Watson.** Its shape is similar to the Kleckley Sweet, but the color is a light green. Its great merit is in its earliness, good flavor, thin rind, and good keeping qualities, making it one of the best

Write Us for Quantity Prices.

of shippers. It is popular in the San Joaquin Valley. Pkt. 10c, oz. 15c, ¼ lb. 50c, lb. \$1.50.

Do not fail to write us for price on quantity orders for melon seed.

Buy "Hall's Garden Helps" for 50c; the best garden book sold. Postpaid.

## MUSTARD

### Mostaza

**Culture.** Sow the seed in drills early in the spring and at frequent intervals throughout the summer to secure a constant supply of fresh greens. Mustard is hardy and is easily grown. One ounce will sow fifty feet of row.

**Giant Southern Curled.** Large variety forming a great mass of the beautiful leaves, which are ruffled and finely curled on the edges. Hardy, vigorous, highly recommended. Pkt. 10c, oz. 15c, ¼ lb. 35c, lb. \$1.10. Postpaid.


**Chinese.** The leaves are twice the size of the ordinary White Mustard, while the flavor is sweet and pungent. Pkt. 10c, oz. 35c, ¼ lb. \$1.15, lb. \$3.50. Postpaid.

**White London.** Best for salads and cooking purposes. Pkt. 10c, oz. 15c, ¼ lb. 30c. Postpaid.

## MUSHROOM SPAWN

### Seta

Mushrooms can be grown in any dark room or cellar where the temperature can be kept from 60 to 70 degrees. From some old pasture or corral, procure good, rich soil and add twice the amount of fresh horse manure. Mix this compound well and prepare a bed, say, four feet wide. Put down a thin layer, pounding it down hard, and go on until you have a bed twelve or eighteen inches thick. As soon as the temperature of the bed falls to about 50 degrees the spawn may be inserted in pieces about the size of a walnut, about two inches deep and six inches apart. Cover with loamy soil about two inches deep and beat it down evenly and firmly. Finish off with a covering of clean hay about a foot thick, and the work is done. If the temperature is right, in six or eight weeks you may expect mushrooms. The beds will continue bearing about thirty days. After the first crop is gath-



Green Bunching Onion

ered, spread over the bed an inch of fresh soil. Moisten with warm water and cover with hay as before. The main conditions in mushroom growing are proper and uniform temperature and very rich soil.

**Pure Culture American Spawn.** This Spawn is made in America from selected Mushrooms grown under cultivation. Such Spawn is fresher than the English, which must be thoroughly dried before its long journey; the growth of American Spawn is therefore quicker and stronger than the imported. Price, 35c per brick. Weight about 2 lbs. Postage extra.

## ONIONS

### Cebolla

**Culture.** The most common method of culture is to drill seed thick in the rows quite shallow

and rows from 14 to 20 inches apart. After plants are as large as pencils thin out to about three to five inches, according to the variety, transplanting those taken out to about the same distance, after cutting back the tops and roots. Or they can be grown thickly in beds and transplanted to rows. Can be sown any time of the year, and really there is no excuse why fresh onions cannot be had every day in the year. For early onions in the Spring, plant sets during the Fall, which mature much more quickly than from seed. Beware of cheap quotations on this seed, as much inferior stock with poor germination is offered, some many years old. Our stock is fresh and of very highest quality and germination.

**Australian Brown.** An early and very hardy variety. Does especially well in this country. Should be planted early on low, moist ground to get the best results. Skin is thick and the color is rich brown. It is the best keeper of the onion family. Pkt. 10c, oz. 40c, ¼ lb. \$1.35, lb. \$4.00, postpaid.

**Crystal White Wax.** A large white onion of the Bermuda type. Very early and mild in flavor. Excellent shipper and keeper. Pkt. 10c, oz. 60c, ¼ lb. \$2.00, lb. \$6.00. Postpaid.

**Great Green Bunching.** One of the best onions for use as a green onion. If left in the ground to mature will also make large, dry onions. Is not a multiplier onion and should not be confused as such. Pkt. 10c, oz. 40c, ¼ lb. \$1.50, lb. \$4.50. Postpaid.

**Prize Taker.** A very large globe-shaped variety with light, yellow skin and white flesh of mild flavor. It produces heavy crops. Is a good keeper and popular as a market variety. Fair specimens often weigh from two to three pounds. Pkt. 10c, oz. 50c, ¼ lb. \$1.75, lb. \$5.00 postpaid.

**Red Wetherfield.** The best known and most widely used red variety. In shape it is flattish, but thick, with very firm flesh. Is hard and an excellent keeper as well as a heavy cropper. The color is a bright purplish-red. Pkt. 10c, oz. 50c, ¼ lb. \$1.75, lb. \$5.00, postpaid.

**Southport White Globe.** A pure white globe-shaped variety. Forms handsome hard onions with wax-like, pearl-white flesh. Is used a great deal for green onions owing to the clear, white stem. Pkt. 10c, oz. 75c, ¼ lb. \$2.50, lb. \$7.50, postpaid.

**True Spanish Onion.** One of the large Spanish types of very mild flavor, nearly globe shape, color white tinged with yellow. Very popular in the south. Pkt. 15c, oz. 75c, ¼ lb. \$2.50, lb. \$7.50. Postpaid.

**White Bermuda.** A very early variety; almost exclusively grown for market in Southern California, Arizona and Texas, where it is sown in the fall and harvested in the spring. It is mild and of particularly fine flavor. The color is a pinkish straw and its shape is flat. Pkt 10c, oz. 60c, ¼ lb. \$2.00, lb. \$6.00. Postpaid.

**White Portugal or Silver Skin.** A beautiful white onion of good shape and mild flavor. It is early and very superior for both family and market use. Pkt. 10c, oz. 50c, ¼ lb. \$1.75, lb. \$5.00, postpaid.

See Our Bird and Fish Department.

**Yellow Globe Danvers.** This onion is the standard winter sort in many markets. The shape is almost globe form and the bulbs are quite large, with thin necks, ripening down well. The skin is a fine brown, orange yellow, while the flesh is pure white, solid and of good quality. Pkt. 10c, oz. 45c, ¼ lb. \$1.50, lb. \$4.50, postpaid.

## ONION SETS

We carry a large line of Onion Sets and they can be planted all the year if obtainable.

Onion Sets are small onions grown from seed which is planted very thick and tops are allowed to die down before onions mature. They are then dried and cleaned up for the market. The advantage in planting sets in place of seed is that you gain from two to three months in time, and by planting a few each month, can have an abundance of fresh, green onions all the time. If you wish to secure dry onions from sets you can do so by thinning them to about four inches apart and working the soil away from the plants. After they have started to mature, break the tops down, which throws the growth into the bulb. It requires about three hundred pounds of sets to plant an acre.

**White or Silverskin.** Price: Lb. 30c, postpaid;

**Australian Brown.** Price: Lb. 30c, postpaid.

**Bermuda Sets.** Obtainable only during months of June, July and August. Write for price.

**Do not fail to get our 100-lb. price on Onion Sets.**

## OKRA

### QUIMBOMBO

**Culture**—Seed can be planted from the middle of March until the latter part of August. Plant 8 inches apart in rows 3 feet apart. Plant seed 1½ inches deep. One ounce of seed will sow 50 feet of row. This vegetable produces long and nutritious pods which when young are used in soups and stews, to which they impart a rich flavor. It takes 8 lbs. to plant an acre.

**Perkin's Mammoth.** A large variety, long green pods, tender and good flavor. Pkt. 10c, oz. 15c, ¼ lb. 45c, lb. \$1.25. Postpaid.

**White Velvet.** Pods of an attractive white color, very popular with the grower. Pkt. 10c, oz. 15c, ¼ lb. 45c, lb. \$1.25. Postpaid.

## PARSNIPS

### Chirvia

**Culture.** Work your soil well to depth of at least a foot. Sow from September to following May in drills 15 inches apart, covering ½ inch deep. When well up, thin out to 5 or 6 inches in the row. The seed is slow to germinate, hence should be sown in soil that holds moisture well. One ounce to 200 feet of row. Five pounds to an acre.

**Hollow Crown.** The most popular and best variety for all purposes. Skin smooth and white, and flesh tender, while the root grows eighteen to twenty inches long. The best part of it is contained in the first eight inches from the top. It is particularly fine, smooth and regular. Pkt. 10c, oz. 20c, ¼ lb. 75c, lb. \$2.00, postpaid.

## PARSLEY

### Perjil

Requires rich, moist soil. Used for garnishing dishes of meat or is cooked in soups. A few plants in the garden will yield sufficient for a family if the leaves are cut often and the plant is not allowed to go to seed. Sow the seed in drills early in the spring, using one-fourth of an ounce to 100 feet.

**Champion Moss-Curled.** Vigorous compact growing variety; excellent for garnishing and flavoring; also a handsome decorative plant; leaves fine and crisp, resembling moss; a most popular sort for the market and home garden. Pkt. 10c, oz. 15c, ¼ lb. 50c, lb. \$1.50. Postpaid.

We carry in stock at all times during their season **Onion Sets, Horseradish Roots, Rhubarb Roots, Cabbage, Cauliflower, Kale, Tomato, Pepper and Sweet Potato Plants, etc.**

## PEAS

Chicaroso guisantes

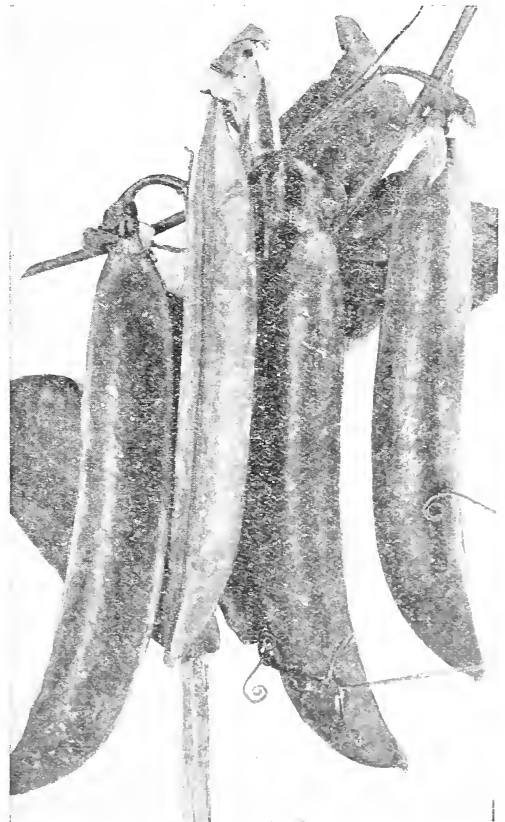
Write for quantity prices on all Peas.

### Home Garden

For the home garden we recommend Blue Bantam, to be planted for very early peas, and if they can be trellised, the Tall Telephones for later crop. If they cannot be trellised, plant Admiral, or any other of the late varieties offered here. All are good.

**Culture.** Peas are very susceptible to soil and climate. Within the radius of a few miles from San Diego, and in one locality or another peas may be grown every month of the year.

In a thermal zone plant peas from September 1st to February 1st, and in lowland from January 1st to September 1st. In summer months, from May to September plant 1½ inches deep in heavy soil and more deeply in sandy soil. From December to April plant not more than one inch deep. The object of this is to have the seed deep enough to lie in moist earth, and shallow enough to get warmth from the sun. Never irrigate after planting peas until they come up. Irrigate before planting, but do not plant until the soil is tillable.



Senator Peas

For "Curly Leaf" on Peach Trees Use Lime and Sulphur Solution.

Peas will rot in soil that is too wet, especially during the winter months. They will stand a great deal of frost and cold weather until they bloom, but after they bloom a heavy frost will destroy the pods, and if cool enough will kill the vines. Many planters sow one hundred pounds of seed per acre, but sixty pounds of seed per acre drilled in rows and well cultivated will produce larger pods and more peas per acre; besides there will be less mildew. Put the rows north and south for winter planting to give them as much sun as possible.

At the first appearance of mildew, spray with the best sulphur obtainable, and do the spraying in the morning. If your soil is sandy it would be well to inoculate the seed with Nitrogen producing Bacteria, preferably Farmogerm

## Carloads of Green Peas

**Market.** Every Christmas day every household within the United States may have on the table green peas grown in Southern California, right fresh from the vines.

Hundreds of acres are each year planted in September for northern and eastern consumption. This crop is ready for shipment from the latter part of November, and a continuous supply is maturing until April.

**American Wonder.** The earliest of all wrinkled peas. Of dwarf habit, growing from 9 to 12 inches. Pkt. 10c, lb. 35c, postpaid.

**Blue Bantam.** A very large podded pea of low growing habit. The vine is one and a half feet high, with an abundance of well-filled pods. It is unequalled for combination of extreme earliness, superb quality and unusual productiveness. Pkt. 10c, lb. 35c. Postpaid.

**Gradus, or Prosperity.** This is the earliest large podded pea in cultivation. The peas are of the most delicious flavor. Pkt. 10c, lb. 35c. Postpaid.

**Admiral or Senator.** A comparatively new pea to Southern California. Medium growth, branches heavily and abundant producer. The pods are decidedly curved. The peas are the sweetest of any variety grown here. A good shipper and very popular with the growers and dealers. Pkt. 10c, lb. 35c. Postpaid.

**Stratagem.** A semi-dwarf variety with large leaves and large pods. The peas are dark green, wrinkled, and of good quality. The strain we offer is selected and carefully rogued. Pkt. 10c, lb. 35c. Postpaid.

**Telephone.** A fine, tall variety; immensely productive. Pkt. 10c, lb. 35c. Postpaid.

**Yorkshire Hero.** The good market pea in this section. Abundant cropper and excellent in quality. Pkt. 10c, lb. 35c. Postpaid.

**Dwarf Gray or Sugar.** (Edible pods). Of extraordinary yielding qualities. Unsurpassed as an edible pod variety. Pkt. 10c, lb. 50c, postpaid.

**A Pointer on Peas.** We carry a fancy line of hand-picked peas raised by the best growers in the U. S., and we will take great pleasure in having you write us for price and samples, if you are going to put in a quantity. Our largest seller in this section is the Senator, which has proven a great favorite with the gardener.

Buy "Hall's Garden Helps", the best garden book sold for Southern California. Price 50c, postpaid.

## A Word About Sowing Seeds

Many seeds are small and the germination weak, therefore sow them very shallow, often not more than one-eighth inch deep. This is because the germ or sprout must have air and light. If this is denied by too deep sowing, it dies before it reaches the surface.

In order to assist small or weak seeds to grow, it is advisable to plant plentifully, because the many seeds will give strength to raise the soil where one could not do so.

This advice applies particularly to beet and melon seeds, but is applicable to all small seeds. It is easy to thin out the surplus plants. A good general rule is to plant seeds to a depth equal to from three to five times their diameter.

## PEPPERS

### Pimiento

**Culture.** To propagate pepper plants, more than ordinary heat is required. Should therefore be sown either under glass or in a prepared bed with an under layer of fresh horse manure, to produce the required heat. Sow the seed in the bed about March 1st and when about six inches high, transplant. Keep well watered, and in cultivating, draw the earth toward the plant, hilling up slightly.

**Chinese Giant.** The largest of the Bullnose type. Fully twice as large as the popular Bell. Very mild, thick meat with large cavity for stuffing. We wish to call the gardener's special attention to our Strain of Chinese Giant Pepper. The winter growing of Chinese Giant Pepper is one of the coming industries here, and so far very profitable. It is very essential that the right type of pepper is produced to insure good prices, and we do not hesitate in recommending the type of Chinese Giant Pepper sold by us to give the best satisfaction in every respect. Pkt. 10c, oz. 80c, ¼ lb. \$2.75, postpaid. Write us for quantity price.

**Anaheim Chili.** This is the chili so well known locally. One of the most profitable crops for the gardener. Bears pods from six to nine inches long in great profusion. Pkt. 10c, oz. 50c, ¼ lb. \$1.60, lb. \$4.75, postpaid.



Chinese Giant Pepper

**Pimiento.** A medium sized, smooth pepper which is rapidly growing in favor. Thick, heavy flesh of a mild, delicate flavor. For stuffing it is

unequaled on account of its smoothness and attractive appearance. Delicious in salads or creamed like onion, very good when eaten raw like an apple. Pkt. 10c, oz. 50c, ¼ lb. \$1.75, lb \$5.50. Postpaid.

**Mexican Chili.** The pepper that has made the tamales of Mexico famous is becoming very popular in the Southwest. It is a medium size, pear-shaped pepper, and turns bluish black when dried. Pkt. 10c, oz. 50c, ¼ lb. \$1.50, lb. \$4.50, postpaid.

**Chile Bolita or Piquin.** A very hot, round chili pepper used in sauces and for pickling. Pkt. 10c, oz. 80c. Postpaid.

## POTATOES, SEED

We can supply in their season, choice seed of standard varieties. Prices on application.

## PUMPKINS

### Calahaza totanera

All the vining plants are sensitive to frost and cannot be planted while there is yet danger of freezing. Any well cultivated, moderately rich soil is suitable for pumpkins. Plant in hills from six to eight feet apart each way, five or six seeds to the hill. When well started, thin to three plants. One ounce of seed will plant 25 hills, and two pounds to the acre.

**Common or California Field.** The well known stock pumpkin. Fruit is variously colored in yellow, drab, red, green and orange, also varies in size, but is usually large. Easily grown and a heavy cropper. Seed varies in color, shape and size. Write us for price.

**Connecticut Field, or Jack O'Lantern.** A fine variety for dairy ranchers, adding much to the quality and quantity of the milk and butter; an excellent keeper and can be strongly recommended. Pkt. 10c, oz. 15c, ¼ lb. 50c, lb. \$1.25, postpaid.

**Cashaw or Crookneck.** Productive, color light cream. A good keeper; fine for pumpkin pie, sweet in flavor. Pkt. 10c, oz. 15c, ¼ lb. 50c, lb. \$1.50. Postpaid.

**Large Cheese, or Kentucky Field.** A very large, flattened variety about two feet through. When ripe the flesh is a rich cream color. Quality fine. Pkt. 10c, oz. 15c, ¼ lb. 25c, lb. 75c, postpaid.

**Sugar or Boston Pie.** A small, handsome variety, and very popular. The skin is a deep orange yellow; flesh fine grained and sweet in taste. Famous in Boston as a pie pumpkin. Pkt. 10c, oz. 15c, ¼ lb. 45c, lb. \$1.25. Postpaid.

## RADISHES

### Babanito

Radishes can be successfully raised any time of the year, selecting sunny spots in winter and shady nooks in the heat of summer. Succeed best in soft, moderately rich garden soil not over moist or too heavy. Sow in drills. One ounce of seed will sow about 50 feet.

**Crimson Giant Turnip.** Twice as large as any other turnip-shape variety; does not get hollow or pithy; flesh white, solid, crisp and mild flavor. Excellent for forcing in open ground. Pkt. 10c, oz. 15c, ¼ lb. 35c, lb. \$1.00, postpaid.

**Early Long Scarlet.** The best known and most popular variety. Pinkish color; tight and firm. Pkt. 10c, oz. 15c, ¼ lb. 35c, lb. \$1.10. Postpaid.

**Early Scarlet Turnip.** A valuable variety for forcing or outdoor culture. Is a small turnip-shaped variety, and in color entirely crimson. Pkt. 10c, oz. 15c, ¼ lb. 35c, lb. \$1.00, postpaid.

**French Breakfast.** A fine early variety, olive-shaped; scarlet body with white tips. Pkt. 10c, oz. 15c, ¼ lb. 35c, lb. \$1.00. Postpaid.

**Ice.** The finest white radish. Long, slender, pure white roots which remain mild and crisp until they grow large; they mature early and are regarded by many as the best radish grown. Pkt. 10c, oz. 15c, ¼ lb. 50c, lb. \$1.50. Postpaid.

**Japanese Summer.** A long, white summer variety attaining a length of twenty-four inches. Very tender, mild and of excellent flavor; always finds a ready market. Pkt. 10c, oz. 25c, ¼ lb. 75c, lb. \$2.25, postpaid.

**Japanese White Winter Myashige.** This is the long white radish seen on the fruit stands and vegetable wagons in the winter. Grows from 18 to 25 inches in length and 3 to 4 inches in diameter. The flesh is solid and tender, very sweet. Plant from September to March. Pkt. 10c, oz. 15c, ¼ lb. 50c, lb. \$1.50. Postpaid.

**Scarlet Turnip White Tipped.** One of the most popular and attractive short varieties. It is globe shaped, bright rose-carmine with bottom and tip clear white. Stems and leaves small. Very valuable for forcing as well as for the garden and market. Pkt. 10c, oz. 15c, ¼ lb. 35c, lb. \$1.00, postpaid.

## RHUBARB OR PIE PLANT

### RUBARBO

**Culture**—Rhubarb seed requires considerable care and is discriminating as to where it grows. A rich light sandy loam is its delight and seed in this type of soil, about ¾ inches deep in rows which are 12 inches apart, in the early spring, say February, will be ready to transplant in from 4 to 6 months' time. When they are as large as one's finger, transplant the roots to mellow soil as described above, in rows 5 feet apart and about 3 feet apart in the row. The roots should be set in ridges with the crown even with the surface of the soil. The ground should be kept well cultivated and irrigated the first season and stalks may be pulled early the next spring. Four ounces of seed will plant an acre. Pkt. 10c, oz. \$1.20, ¼ lb. \$4.00, lb. \$12.00. Postpaid.

### RHUBARB ROOTS

We carry a fancy line of Rhubarb Roots, which usually sell at \$1.00 and \$1.50 per doz. Special price on 100 and 1000 lots. Postage extra.

## ROSELLE

### "QUEENSLAND JELLY PLANT"

An annual cultivated for its fruit, which is used for making jelly and jam. Sow in early spring. Grows rapidly, resists drouth and is also very ornamental. Pkt. 10c, oz. 75c. Postpaid.

## SALSIFY—Vegetable Oyster

### Salsify blanco

**Culture.** Sow the seed early in the Spring in drills one foot apart and one inch deep, thinning out plants to 4 inches. It succeeds best in well enriched soil. One ounce of seed for 50 feet of drill.

**Mammoth Sandwich Island.** A larger and superior variety, mild and deliciously flavored. Pkt. 10c, oz. 30c, ¼ lb. 60c, lb. \$1.75. Postpaid.

## Special Notice

Owing to conditions, which may arise beyond our control, such as crop shortage, or failure, etc., the prices in this catalogue are subject to change without notice. As a rule, and whenever possible, we expect to fill orders at prices listed.

## SPINACH

### Espinaca

**Culture.** Sow in drills one foot apart, and for succession, every two weeks, as it grows thin out for use, keeping clean of weeds. It grows the year round in California. One ounce of seed for 50 feet of drill. Twenty pounds to the acre.

**Bloomsdale.** Large green thick savory crumpled leaves, grows luxuriantly, producing twelve

to fifteen tons per acre. Throughout the East and South, this variety is used more extensively than any other. Pkt. 10c, oz. 15c,  $\frac{1}{4}$  lb. 25c, lb. 50c, Postpaid.

**Broadleaf Frickly.** A splendid fall or winter sort, also does well planted in the spring. Quick growing, with large dark green leaves. The favorite with market gardeners for winter planting. We have no hesitation in recommending this as the main crop spinach. Pkt. 10c, oz. 15c,  $\frac{1}{4}$  lb. 25c, lb. 50c, postpaid.

**Long Standing.** This is a good sort for market gardeners because it is slow to shoot to seed, and the quality is equal to the best winter variety. Pkt. 10 oz. 15c,  $\frac{1}{4}$  lb. 25c, lb. 50c, postpaid.

**New Zealand.** A spreading vine with numerous branches. One plant will cover an area four feet in diameter. The tender tips may be cut every few days and cooked as spinach; it is just as good. One pkt. is enough for a family garden. Pkt. 10c, oz. 25c,  $\frac{1}{4}$  lb. 75c, lb. \$2.25, postpaid.

Write us for quantity price.

## SQUASH

### Calabasa

**Culture.** Plant 5 to 7 seeds in each hill. Have the ground well worked and get the seed into the damp soil. Bush varieties have the hills 4 feet apart and running varieties hills 8 feet apart each way. One oz. of seed to 50 hills,  $1\frac{1}{2}$  to 2 lbs. to an acre. Plant seed after danger from frost is over.

**Banana.** This squash grows from one to two feet in length. The skin varies from a bright yellow to a dark olive green. Flesh firm and solid, of beautiful orange-yellow and excellent quality. It keeps from one season until another, Pkt. 10c, oz. 20c,  $\frac{1}{4}$  lb. 70c, lb. \$2.00, postpaid.

**Golden Hubbard.** An exceptionally attractive variety of the true Hubbard type. At maturity the color is red and the flesh bright orange. The vine is productive and the fruit is fit for use

earlier than the Hubbard. Pkt. 10c, oz. 20c,  $\frac{1}{4}$  lb. 65c, lb. \$2.00. Postpaid.

**Green Hubbard.** The most popular and widely used of the winter squashes. Fruit is oblong and pointed, heavily warted, dark green in color, with orange-colored flesh. Is remarkable for its keeping qualities. Pkt. 10c, oz. 15c,  $\frac{1}{4}$  lb. 45c, lb. \$1.25, postpaid.

**Italian Squash.** Should be used when quite young. When stewed it has a rich, creamy flavor not equaled by any other squash. For the family garden we would recommend its use instead of the small white bush scallop, because of the excellent flavor, and it is much more prolific. Pkt. 10c, oz. 20c,  $\frac{1}{4}$  lb. 65c, lb. \$2.00. Postpaid.

**Summer Crook Neck.** A very rich, fine flavored summer squash. Very early and productive. Pkt. 10c, oz. 15c,  $\frac{1}{4}$  lb. 50c, lb. \$1.50. Postpaid.

**Vegetable Marrow.** We feel that this excellent squash should be called to the attention of every one in Southern California. It is early, prolific and delicious, whether stewed or fried like Egg Plant. As it becomes better known it will be seen in every home garden. Pkt. 10c, oz. 15c,  $\frac{1}{4}$  lb. 50c, lb. \$1.50, postpaid.

**White Bush Scallop.** A very early variety, with flat, creamy white, scalloped squashes, 4 to 6 inches in diameter. The vine is bush in habit and rather dwarf. This variety is the common "patty pan" squash. Pkt. 10c, oz. 15c,  $\frac{1}{4}$  lb. 45c, lb. \$1.25. Postpaid.

### A WORD ABOUT SUMMER SQUASH

In sections where there is little likelihood of late frosts, plant the seed in February, selecting our **Improved White Bush Scallop** and **Italian**. These are the earliest and best varieties, as well as the most prolific.

Plant again in September for late fall crop. From \$400.00 to \$600.00 per acre is realized.

## TOMATOES

### Tomate

**Culture.** Tomatoes do best on light, warm, not over-rich soil, and success depends upon securing a rapid, vigorous and unchecked growth during the early part of the season. Sow in hot-beds from 6 to 8 weeks before they can be set out of doors, which is when danger from frost is past.

Transplant three to six feet apart in rows four to six feet apart, according to the variety,—three feet for those varieties of upright growth, as the Dwarf Champion, and six feet is not too far apart for vining varieties which will soon cover the ground solidly. The soil should be plowed and pulverized to a depth of ten or twelve inches, the deeper the better, in order that the roots may keep in the cool earth, for as soon as the roots are over-heated by the hot, dry soil near the surface, the plant quickly sickens and dies, and the grower can see no cause for it. The roots spread more rapidly and farther than the vines. Therefore give shallow but frequent cultivation.


In the early fall, when the nights have become cool and heavy dews prevail, it would be well to spray with Bordeaux Mixture, to prevent blight. It may be necessary also to spray after each rain throughout the winter.

To prevent root-blight, pour a cupful of Bordeaux around the stem at the surface of the ground.

The time of planting and variety depend upon your local market, soil and climatic conditions, and the purpose for which they are to be grown.

On sandy loam soil, where it is nearly frostless, we recommend planting seed of the First Early and Earliana in hot beds during November, December, and January for winter and early spring tomatoes. Tomatoes that mature the latter part of April are considered early for Southern California.


Plant seed of the Stone variety during April, May, June and July, for the summer and fall crops, for canners and shippers.



Hubbard Squash

See Our Bird and Fish Department.





New Stone Tomato

**Improved Stone.** Blight Resistant. In offering this particular strain of blight resistant tomato seed to our customers we feel, after thorough investigation, that we are offering one of the best if not the best "resistant" strain on the market. It has been proven to be about 90% resistant on infected land in this locality, and the seed offered by us has been saved only from selected tomatoes, the poorer or imperfect ones not being used at all for seed purposes. Owing to the large losses to practically all tomato growers through blight, we feel that a good blight resistant seed should be a regular boon to the grower. Pkt. 15c, oz. \$1.50, ¼ lb. \$5.00. Write for quantity price.

**Beefsteak.** One of the largest of all tomatoes, solid, meaty and delicious; a rank grower and very prolific; one of the most popular in the home garden. Pkt. 10c, oz. 70c, ¼ lb. \$2.25, lb. \$6.75, postpaid.

**Chalks Early Jewel.** The fruit is large, smooth, uniform and has all the good points of the tomato family. Pkt. 10c, oz. 40c, ¼ lb. \$1.35, lb. \$4.00. Postpaid.

**Earliana.** The earliest large, smooth red tomato. Used almost exclusively by the market gardeners for the first crop. Plants are very hardy and the fruit will set even during the average cool weather of early spring. The shape is perfect, there being few rough fruits, color, bright red, flesh solid and of excellent flavor. Pkt. 10c, oz. 40c, ¼ lb. \$1.35, lb. \$4.00. Postpaid.

**New Stone.** This standard main crop variety is easily the most popular Tomato in Southern California. While used largely all the year round it is most generally planted about June 1st, which brings the fruit to full size about September 1st, after which time it will continue to bear until well into the winter; in some cases it will live through the winter and bear the next season. The fruit is large, smooth, bright scarlet in color and has a rich, delicious flavor. Pkt. 10c, oz. 50c, ¼ lb. \$1.75, lb. \$5.00. Postpaid.

**Ponderosa.** A favorite sort for the home garden; of immense size, sometimes weighing from 2 to 3 pounds each; has very few seeds. Pkt. 10c, oz. 65c, ¼ lb. \$2.20, lb. \$6.50. Postpaid.

**Winter Queen.** An early maturing winter variety of compact, bushy habit. Very prolific, of even sized, finely colored fruit and firm flesh. It is a good shipper and very hardy. Pkt. 10c, oz. 50c, ¼ lb. \$1.65, lb. \$5.00. Postpaid.

**IMPROVED SAN JOSE CANNER**

We take pleasure in recommending this variety of tomato for all kinds of growers. It is a large type, smooth, round tomato, very meaty and very prolific. The strain has been bred up for several years by one of the best growers in California, from whom we purchase it direct. Do not fail to try it in your garden this year. Pkt. 15c, oz. \$1.50, ¼ lb. \$5.00, lb. \$15.00, postpaid. See us for Tomato Plants.

**TURNIPS**

**Nabo**

While turnips are a favorite fall and winter vegetable, they may be raised in spring and summer also, with proper selections and sowings. They are very easily raised, but to secure the best results need a rich, loamy soil and be well worked to insure a quick growth and the best quality. A succession of crops may be raised from September to June.

**Culture.** Sow in drills 15 inches apart, covering the seed lightly. When the plants are large enough, thin out to 5 or 6 inches apart in the rows. To grow good turnips it requires rich soil and plenty of moisture; this insures a quick, uninterrupted growth, and the turnips will be tender, and not woody as when slowly grown on poor soil. One ounce of seed will sow 100 feet of drill, or 2 pounds to one acre.

**Extra Early Purple Top Milan.** A very early variety, medium size, very flat, and white with purple top. Pkt. 10c, oz. 15c, ¼ lb. 45c, lb. \$1.25. Postpaid.

**Golden Ball or Orange Jelly.** Rapid grower, of excellent flavor. Bright yellow color. Plant during cooler months only. Pkt. 10c, oz. 15c, ¼ lb. 45c, lb. \$1.25. Postpaid.

**Purple Top White Globe.** Very solid and sweet. The best variety for general plantings, having large leaves and is very slow to get pithy. Recommended for planting more than any other variety. Pkt. 10c, oz. 15c, ¼ lb. 35c, lb. \$1.00. Postpaid.

**Butabagas, Yellow Purple Top Swedes.** The well-known and most commonly used variety. Roots, globular; skin, yellow under ground and purple above. Flesh of fine flavor. Valuable for either table use or stock feed. Pkt. 10c, oz. 15c, ¼ lb. 35c, lb. \$1.00, postpaid.

**CULINARY ROOTS AND PLANTS**

**Asparagus, Palmetto.** Standard among the asparagus shippers of California is the Palmetto. This strain grows to mammoth proportions, and very even in size, which makes it especially popular with shippers. The shoots are a light green, slightly tinted with pink, and are tender to an unusual length. No one will be disappointed with the productiveness and fine edible qualities of the Palmetto Asparagus. One and two year old roots, 35c per doz. Write us for quantity price.

**Argenteuil.** An excellent variety for the canner and early shipper. This variety is now more extensively grown by large planters and shippers because it is more prolific and stands shipping better. Also its purple tinge is attractive, and its excellent flavor puts it on an equal with the Palmetto for table use. 40c Dozen.

**Cabbage Plants.** Standard varieties. 15c dozen, \$1.00 per 100. Postage extra.

**Cauliflower Plants.** Snowball—the best variety of Cauliflower. 20c dozen, \$1.50 per 100. Postage extra.

**Eggplants.** New York Improved, large round purple, 35c per dozen. Postage extra.

**Horseradish Roots.** Thrive best in low, damp land. Plant in rows 2 feet apart, and 18 inches apart in rows. 25c per doz. Postage extra.

**Pepper Plants.** Chili, Large Bell or Bull Nose, Chinese Giant, etc., 35c per dozen. Postage extra.

**Rhubarb Roots—Wagner's Giant Winter.** First size, extra large, 15c each, \$1.50 per doz.

**Sweet Potato Plants** Yellow Nansemond. Ready in March. Write for prices.

**Tomato Plants.** Earliana, New Stone Ponderosa, Beefsteak, 25c per doz. Postage extra.

Write for quantity price of all plants.

Buy "Hall's Garden Helps" for 50c. Best garden book sold for Southern California.

## GROW MORE BERRIES

No other line of gardening promises greater returns than berries. When berries brought the grower 3c and 5c a box it was profitable, but at the price of 10c and 15c to the grower, which prevailed throughout last season, it would warrant some competition with more acreage.

First consider what help you can count upon for picking, then apportion your acreage accordingly.

Set the plants in December, January or February, 18 inches apart in rows two feet apart. This will require 15,000 plants per acre. Keep the soil in perfect condition to permit the runners to root freely, but train them to grow along the row. Then do not disturb them except to cultivate and weed. By January or February of the following year you will have a field in full bearing, and the vines will continue bearing until late in the season. Continue the cultivation, allowing the runners to set as before. The profit in earliness and productiveness the second season is conclusive that this method is better than is now generally pursued.

The present method of setting plants a few inches apart on little, narrow ridges too close to permit of irrigating without uncovering the roots is not conducive to best results.

## THE CAROLINA STRAWBERRY—EVERBEARING

This variety is superior to many other varieties. It is earlier, bearing a full crop eight to twelve weeks after transplanting, and sends out more runners and sets more good, strong plants quicker than any other variety.

It bears berries continuously all summer; the stems are strong, supporting the fruit well above the ground; the foliage is profuse, shading the berries from the sun and protecting the roots from frost.

The berry is larger than the Klondyke, red through and through, of delicious flavor, is solid and a good shipper. 25 plants 75c, 100 \$2.50

**Brandywine.** This is a standard variety and has been planted extensively by larger growers in this section for more than twenty years. It is a good shipping variety. Price: Per 25 50c, 100 \$1.75

**Klondyke.** A very uniform, rich blood red, juicy and of delicious flavor; medium early. This variety is of recent introduction and is becoming very popular here. Per doz. 35c, per 100 \$2.00, per 1000 \$15.00.

**Arizona Everbearing.** A good everbearing variety. Per 25 50c, 100 \$1.75.

Ask for quantity price on all berries, including varieties not mentioned above.

## OLD LAWNS

*Continued from page 4*

give it a thorough overhauling with a "Rich Lawn Cultivator" cutting all the grass runners loose and opening up the soil to allow air, water and light to enter. After your lawn is thoroughly worked over and trimmed down with your mower, sow the bare spots with grass seed, white clover preferably, rake in lightly and apply a good commercial fertilizer and keep thoroughly wet until seed starts. If lawn is very bare a top dressing of mill shavings will assist and it can be swept off lawn when grass is well up. We recommend our commercial fertilizer over barn yard manure, as it is free from weeds and will dissolve quickly going to the roots of the plants. It is necessary for all plants to have food sufficient to perfect growth.

**CAUTION! DO NOT apply Commercial Fertilizer too heavily** at any time, but be sure to follow directions. Smaller and more frequent application will bring better results.

**Lawn Mowers.** We carry a complete line of lawn mowers, grass catchers, lawn edgers, trimmers, etc.

**Lawn and Garden Sprayers,** hand and stationary. Twelve different kinds.

We especially recommend the "Rich Lawn Cultivator" and "Rich Lawn Comb," two new tools very necessary for perfect lawn culture.

**Our Garden Hose** is the best grade of half inch and three-quarter inch, in twenty-five and fifty-foot lengths with standard three-quarter inch connections attached.

**Fertilizers.** Nulife Fertilizer in ten, twenty-five, fifty and hundred-pound sacks. This fertilizer will do all claimed for it and will put new life in old lawns and hasten the growth of a new one.

Do not hesitate to call on us at any time for any information or article that will assist you in your lawn and garden work.

We have a splendid line of Fish Bowls and Aquariums.

# FIELD SEEDS

## ALFALFA

**Alfalfa.** Lucerne. This may well be called the King of Forage Plants; all stock relish it; may be grown in nearly every state in the Union and it is essential to the best interests of every rancher, small or large. To the "Little Lander" with a few chickens and rabbits, as well as to the large rancher with hundreds of cattle, horses and hogs. It may be cut and fed green; judicious grazing does not injure it. If mixed with sorghum in the silo, it improves the ensilage, and as dry hay it is unexcelled. It is leguminous and, therefore, a soil renovator.

**Chilian or Common.** This variety has proven so entirely satisfactory to everyone for more than forty years that nothing better was looked for, and is indeed now so thoroughly satisfactory that many will hesitate to believe that any variety of alfalfa can be better, therefore we have an ample supply of Chilian seed. Per lb. 40c, post-paid. **Write for quantity price.**

**Hairy Peruvian.** Owing to the fact that this variety produced one or two more cuttings of hay per year than the ordinary Chilian variety, because it would grow during the cooler weather when other varieties were at a stand still, it has been very largely planted during the last three or four years. However, it often takes

three or four years to determine the real or lasting value of many kinds of plants, and a number of the ranchers now find their Hairy Peruvian Fields "playing out" while the Chilian fields are "as fresh as paint".

Around San Diego there is a very marked falling off of inquiry for Hairy Peruvian, but we are filling large orders of Chilian for some of our leading dairy men. However, of course we still carry a first class grade of Hairy Peruvian for those who want it. lb. 40c. **Write for quantity price.**

## SULPHUR FOR ALFALFA

There have been several experiments carried on throughout Tehama County with sulphur for fertilizer on alfalfa.

We are pleased to state that results have far surpassed the expectations of even the most optimistic, in each case the sulphur was applied at the rate of about one hundred pounds per acre, and the same care given to both the plots were sulphured and those that were not.

From the very first a very appreciable difference could be seen and when the first cutting was completed and the hay weighed, the sulphured plots showed a gain of approximately 35%. Use Toro Brand, \$4.60 per sack 110 lbs. f. o. b. San Diego.

A full line of all Standard Seeds in Stock—ask for varieties not mentioned.

**Alfilaria (Erodium Cicutarium).** One of the most nutritious of plants. All stock relish it, even prefer it to most any other forage. Like Burr Clover, it is native to Southern California, and would be more prevalent were it not so difficult to gather the seed. It requires five pounds of seed to plant one acre. A few pounds of seed scattered over a range would within two years have the place well covered with alfilaria. Write us for price.

## CLOVER SEEDS

**Burr Clover.** The native Clover, and one of the best nitrogen gathering crops, and very satisfactory for orchards. There is steady demand for Burr Clover, and the seed is very scarce and hard to obtain. It is the very best cover crop for poor or dry land, as it needs but little moisture. It is also used for pasture. Price per lb. 25c. Postpaid. Write us for quantity price.

**Melilotus Indica.** Amongst the deep rooting plants may be mentioned Melilotus indica, a variety that is largely used in the orange groves, and is highly recommended by the Experiment Stations. It can be sown broadcast at the rate of fifteen pounds per acre in the early part of October, preferably, although sowing may be delayed until November, but will not make as rapid growth as it does when sown earlier. Sown early and kept irrigated it will produce from fifteen to twenty tons of green manure per acre in time for early plowing. It makes a great root system and on this account as well as the large quantity of vegetable matter produced can be used to great advantage in orchards.

The following excerpt from a Bulletin issued by the Arizona Agricultural Experiment Station states, concisely, the best way to sow the seed and the further treatment of the plant:

"The method of seeding found to be the best is to level the ground well, sow broadcast, furrow with a three-shovel furrow, roll and irrigate by running the water in the furrows which should be two or three feet apart. Irrigating it during the winter will not only increase the yield but benefit the orchard. It should be plowed under when about to blossom. At this stage the yield proved to be fifteen to eighteen tons of green matter. If permitted to grow longer it becomes more woody and does not turn under so well or decay as rapidly."

Melilotus clover responds wonderfully to inoculation with Farmagerm, at a small increased price per acre.

Our Melilotus seed is Government Tested and Certified, and the Best procurable. Write for prices.

**Melilotus Alba. (White Blooming Melilotus) (Bokhara.)** This is a valuable addition to the farm as a forage crop. When quite young, it may be pastured or cut and cured for hay. This should be done just before the bloom appears. It is harder than alfalfa, more drought-resistant, and better for renovating the soil. It may be cut twice the first season and three or four times the second season, yielding 2500 to 3000 pounds of hay each cutting. It is as easy as alfalfa to eradicate, is biennial. Hence it must be seeded every second year. On account of its hardness to resist extreme cold, heat and drouth it is grown largely in the middle west for pasture. It is highly recommended by the department of agriculture. It is also an excellent bee food. Price per lb. 40c. Postpaid. Write us for quantity price.

**Red Clover.** A well known popular variety. Price: Lb. 45c postpaid. Write us for quantity price.

**White Clover.** The best variety for lawn purposes, making a fine even lawn. There is a great variety of grades of this seed; some adulterations and other impure, which makes a great difference in price. We are procuring at all times the purest that money can buy.

This year we have the best sample of white clover we have been able to obtain for several years. Price: Lb. 85c. Postpaid. Write us for quantity price.

**Service Pointer.** Do not fail to read our instructions in regard to making a lawn. Nothing adds to the attractiveness of a home like a well-made and kept-up lawn.

## GRASS SEEDS

**Kentucky Blue Grass.** The most popular of all the lawn grasses used in Southern California. A mixture of pure Kentucky Blue Grass and White Clover makes by far the most attractive and durable lawn for this section. The Kentucky Blue Grass we offer is the best we can buy and we take great pleasure in recommending it to the trade. Price: Lb. 70c. Postpaid. Write us for quantity price.

**Pacific Rye Grass.** A fine grass for quick lawn; should be sown very thick and will produce a fine lawn, withstanding drought much better than Kentucky Blue and making sod more quickly, but is a little more coarse in its growth. Lb. 40c. Postpaid. Write us for quantity price.

**Shady Lawn.** A grand grass for sowing under trees, where no other grass will succeed. It makes a beautiful velvety lawn; grows much finer in leaf than Blue Grass and will stand in quite dense shade. Lb. 75c. Postpaid. Write us for quantity price.

**Bermuda Grass.** Suitable for planting in sections where ground gets lots of hard usage and water is scarce. Should be sown in warm weather for best results. Per lb. 75c. Postpaid.

**Rhodes Grass (Chloris birgata).** For any kind of soil where there is not much alkali, excellent for permanent pasture in meadow or mesa, or cut and dried for hay. Will stand frost down to zero, but for best results must be planted in the warm weather. Is a strong grower and will smother out Bermuda Grass, and cut from 4 to 8 crops a year when well watered. On the other hand will stand a great deal of drought. Particularly valuable in our interior valleys. Sow from 4 to 7 lbs. per acre. Lb. \$1.00. Postpaid. Write us for quantity price.

**Smilo Grass.** The new forage grass. Originated in San Diego County. Planted before a rain on hills and other dry places will spread and yield heavily without irrigation. Greatly relished by all stock. Sow ¼ to ½ lb. to the acre. Pkt. 50c, ¼ lb. \$1.25, 1 lb. \$3.50. Postpaid.

## POTATOES

We carry in season a full line of Seed Potatoes. Write us for prices.

## FIELD PEAS

We carry in season a full line of Field Peas. Write us for prices.

**Purple Vetch.** At last there is enough of this wonderful cover-crop seed to go round, and we are pleased to inform our customers that we expect to have enough of this valuable seed to supply their wants.

### TEN REASONS WHY THE PURPLE VETCH IS THE SUPER-COVER CROP

1. It makes the heaviest growth of any leguminous cover-crop known.
2. It contains more pounds of Nitrogen per ton of green manure than any other cover-crop.
3. It makes the quickest growth of any cover-crop.
4. It will germinate in a seed bed too poor for Melilotus.
5. It can be planted later than any other cover-crop.
6. It makes the best growth in cool weather of any cover-crop.
7. It can be plowed under earlier in the Spring than Melilotus.
8. It will start with less moisture in the Fall than Melilotus.
9. Owing to its complete root system it more thoroughly pulverizes the soil than any other cover-crop.
10. On account of its fine stem and leaves it will decompose more quickly than any other cover-crop.

**Remember—Purple Vetch** will practically do as much good in one year as any other cover-crop can in two years. Write for price.

**Oregon Vetch.** Popular as a cover crop and also a good cow fodder, when grown with grain. Price per lb. 25c. Postpaid. Write us for quantity price.

## SORGHUM—SWEET

**Early Amber.** A good, all around sorghum, suitable for fodder and other purposes. Price per lb. 25c. Postpaid. Write us for quantity price.

**Honey Sorghum.** By far the most popular variety of sorghum sold in this section of the state. It is a very heavy yielder for fodder purposes and has a very high sugar content, making it very valuable for all purposes. For forage sow broadcast at rate of about 60 lbs. to the acre. For syrup purposes sow in drills at rate of 10 lbs. to acre. Price per lb. 25c. Postpaid. Write us for quantity price.

**Silver Tip Sorghum.** A variety grown in the vicinity of Santa Ana for several years and very popular for syrup purposes. Price per lb. 25c. Postpaid. Write us for quantity price.

### THE WONDER FORAGE PLANT

It stools from ten to forty full sized stems the thickness of a thumb and smaller. When the main stems mature, separate branches grow from each joint bearing other seed-heads.

The stems are succulent and sweet, as saccharine cane, not dry as non-saccharine cane, therefore it is as good sorghum for dairy cows. Stock will eat every particle of it.

Five pounds of seed is sufficient to plant an acre. Dairyman, each year that you delay planting this Wonder Forage Plant (Sudan Sorghum) you are missing something worth while for green forage. One acre of Wonder Forage is more valuable than three acres of Sudan Grass, both in quantity and quality. One acre is equal to two acres of sweet sorghum. The later can be cut but once, the former twice with equal tonage. (To do this will require good soil and ample irrigation, but it will do it). It has less sugar content than sweet sorghum, but must be classed as a saccharine. Do not waste another season by holding off. It is so much better than Sudan that there can be no comparison.

The tops are panicle shaped and, because of the multitude of stools, it easily leads other varieties in quantity of grain, none of which is lost in harvesting, which was done with an alfalfa mower.

Price per lb. 40c. Postpaid. Write us for quantity price.

## SORGHUM NON-SACCHARINE

**Dwarf Milo Maize.** The King of all Sorghums for Grain. Is much preferred to the tall variety because it stools wonderfully and matures a large head of seed on each stool, producing as much as 3500 pounds of grain per acre, and the stalk being shorter and having more foliage, makes it more desirable for fodder. Dairyman find that the cows will give more and richer milk when fed on it. It is the right crop to plant in young orchards because it will not shade the small trees.

It is highly recommended by the State Department of Agriculture for silage. Price per lb. 25c. Postpaid. Write us for quantity price.

**Egyptian Corn.** Like the preceding fodder crops, it is grown chiefly for the foliage to pasture when young, but yields largely of grain. The chief merit of these fodder crops is in their hardness to produce fodder and grain with almost no rainfall or irrigation. Sow eight pounds per acre drilled. Price per lb. 25c. Postpaid. Write us for quantity price.

**Feterita.** Of the many non-saccharine sorghums offered in this book—none have proven more popular from the start than Feterita, on account of its astonishing growth after it becomes well rooted. Every testimonial received expresses astonishment at its rapid growth.

The grain has about the same feeding quality as Egyptian Corn or Milo Maize; yields from two

to three tons of grain per acre. It is bothered very little by birds, as they are unable to shell it out and waste it. The seed is more susceptible to cold than other sorghums, therefore should not be planted so early, nor should it be planted in cold soil. Price: lb. 25c. Postpaid. Write us for quantity price.

**Sudan Grass.** In the months of August and September, when all other grass is dry, then is the time that Sudan shines in all its beauty, and by having it fenced off in small lots, it will yield food for five times as much stock as any other forage plant will, without irrigation. For milch cows and hogs there is no better and more abundant pasture than Sudan. We believe it will solve the hay proposition as nothing else can or will do in this climate.

Sudan Grass is also becoming more and more popular for the poultry rancher and goat raiser, owing to the fact that such large quantities can be raised on a small plot of ground.

It has the feeding value of Timothy and can be raised with very little water and is very popular with the dry farmer. Price per lb. 25c, postpaid. Write us for quantity price.

**Broom Corn.** In the past few years broom corn has netted the grower good money and we believe it has good possibilities in the future. Write us for prices.

**Golden Millet.** A popular millet for forage and a heavy yielder. Price per lb. 25c. Postpaid. Write us for quantity price.

**Peanuts.** Peanuts are becoming more popular in Southern California. Plant when weather is warm. A warm, porous, sandy soil, put into a good friable condition and freed from weeds, is most suitable. Remove the pods without injuring the kernel, and place contents in bags or baskets, a small quantity in each, where there is a free circulation of air, until needed for planting. Reject all shriveled kernels.

It requires thirty-five pounds of peanuts in the hull to an acre. Plant in rows three feet apart and one foot apart in the row. Cultivate often and keep the ground loose, as after the blossoms drop, the peduncles enter the soil at the base and form the peanut. The most popular varieties grown here are the Virginia and Spanish. Write us for prices.

**DWARF ESSEX RAPE.** Pasture for Hogs, Sheep and Poultry. There is a need and a place for an extra quick growing green forage crop for use any time during fall, winter and spring and our Dwarf Essex Rape fills that need exactly.

Rape can never become a pest as it belongs to the same general family as the turnip and rutabaga and when planted under favorable conditions of soil and season, it makes an immense crop of green forage, juicy and succulent, and often at a time of year when little green feed is available.

If you have hogs or poultry to feed through the winter you can't afford to be without a rape patch. Once you have one, you will never be without one in the future.

We know of no crop plantable at the time of year suitable for rape that will bring you in so great a return for so little expenditure of time and money for seed.

Plant September to January. Drill in rows, 3 feet apart. Price per lb. 20c. Postpaid. Write us for quantity price.

**Salt Bush.** (Creeping Salt Bush. Atriplex Semibaccata). This is a procumbent prostrate many branched, slender, perennial plant, with herbaceous stems, spreading from 3 to 6 or more feet. Under cultivation its growth is simply marvelous. It is a valuable plant for sheep; they eat it with avidity. This variety of the Salt Bush is now grown in great quantities in Southern California, and we are told by several ranchmen that cattle relish it and that it is a fine pasture plant. Grows on dry hill sides and recommended for sowing on ranges for cattle and sheep, about 2 lbs. to the acre. Oz. 10c, lb. \$1.00, postpaid. Special prices on quantities.

**Sunflower—Mammoth Russian.** A very popular plant with extra large head and good yielder. A favorite with the poultrymen. Price per lb. 25c. Postpaid. Write us for quantity price.

# Flower Garden Planting Calendar

## JANUARY

If possible before spading have a good thick dressing of stable manure applied and spaded under. See to the Sweet Peas that were planted in September and October. Carefully hoe them and hill up a little. Prepare hotbed for planting half-hardy plant seed, plants and cuttings.

Sow seeds of hardy annuals in the open ground, Acroclinium, Alyssum, Antirrhinum, Calendula, Calliopsis, Candytuft, Centaurea, Annual Chrysanthemums, Clarkia, Larkspur, Lupin, Mignonette, Nigella, Poppies, California Poppy, Wild Flower Seed Sweet Peas and Cut Flower Garden Mixture.

Plants of Aquilegia, Antirrhinum, Canterbury Bells, Carnation, Digitalis, Pansy, Pentstemon, Shasta Daisy, Stocks.

Bulbs of Amaryllis, Agapanthus, Caladium, Gladiolus, Lilliums, Narcissus, Tuberoses and Tuberous Begonias.

## FEBRUARY

This is really our spring month. Plant nearly everything in hardy annuals and perennials. Thoroughly work up the surface of soil after each rain and keep it mellow, which will hasten the growth.

Look after all Carnations and if over two years they should be replaced with young plants. Carnations may be planted at any time of the year, but this is a good time to plant them to get strong plants for fall and winter blooming.

Sow seeds in open ground: Anemone, Acroclinium, Antirrhinum, Calendula, Calliopsis, Centaurea, Early Flowering Cosmos, California Poppy, Larkspur, Linum, Lupins, Mignonette, Nemophila, Nigella, Poppies, Scabiosa and Sweet Peas.

Sow in seed boxes—Balsam, Begonia, Coreopsis, Gaillardia, Hollyhock, Hunnemannia, Lobelia, Mimulus, Penstemon, Petunia, Perennial Poppies, Salvia, Stocks and Viola Cornuta.

Plants of Aquilegia, Antirrhinum, Carnation, Canterbury Bells, Digitalis, Pansy, Penstemon, Shasta Daisy, Stocks, Verbena,

Bulbs of Amaryllis, Caladium, Cannas, German Iris, Gladiolus, Lilliums, Tuberoses and Tuberous Begonias.

## MARCH

Plant Gladiolus and Tuberoses, Begonias (Tuberous rooted) for succession. This is the best garden month of the year for California, and all kinds of work is in order. Weeds also make a big growth this month, keep them well out of the garden. You can successfully plant nearly everything in the flower, shrub and tree seed line; nearly all danger of frost is past by the 15th and all work should be carefully pursued as a little neglect now may mean a considerable loss later on. Plant Roses and all hardy bush stuff.

Sow seeds in open ground: Acroclinium, Ageratum, Alyssum, Antirrhinum, Arctois, Amaranthus, Balsam, Brachycome, Calendula, Calliopsis, Candytuft, Centurea, Clarkia, Annual Chrysanthemum, Early Flowering Cosmos, Daisies, Four O'clocks, Godetia, Gomphrena, Gypsophila, Helichrysum, Larkspur, Linum, Lupin, Marigold, Mignonette, Nasturtium, Nemosa, Nemophila, Nigella, Phlox, Poppy, Scabiosa, Sunflower and Sweet Peas.

Sow in seed boxes or with some protection for transplanting later: Anemone, Asters, Begonia, Bellis, Celosia, Columbine, Canterbury Bells, Coreopsis, Cyclamen, Dahlia, Gaillardia, Gerbera, Heliotrope, Hunnemannia, Lobelia, Matricaria, Myosotis, Penstemon, Petunia, Poppies, Salvia, Shasta Daisy, Statice, Sweet William, Verbena, Viola, Wallflower, Zinnia. Sow seeds of Vines.

Plants of Delphinium, Gerbera, Marigolds, Shasta Daisy, Verbena, Zinnias and Asters.

Bulbs of Caladiums, Cannas, Dahlias, Gladiolus, Tuberoses.

## APRIL

Renew your hanging baskets that have not stood the winter well by getting new plants for them; those injured by the cold should be discarded.

Seeds of Acroclinium, Ageratum, Antirrh-

hinum, Amaranthus, Asters, Balsam, Aquilegia, Begonia, Bellis, Brachycome, Calendula, Calliopsis, Candytuft, Canterbury Bells, Carnation, Annual Chrysanthemum, Celosia, Centaurea, Clarkia, Coreopsis, Cosmos, Cyclamen, Dahlia, Daisies, Delphinium, Digitalis, Dianthus, Gaillardia, Godetia, Gerbera, Gypsophila, Gomphrena, Heliotrope, Helichrysum, Hunnemannia, Hollyhock, Larkspur, Lobelia, Linum, Lupin, Marigold, Myosotis, Mirabilis, Nicotiana, Mignonette, Nasturtium, Nemesia, Nicotiana, Nigella, Penstemon, Petunia, Phlox Poppies, Portulaca, Salvia, Salpiglossis, Scabiosa, Schizanthus, Stocks, Statice, Sweet William, Verbena, Viola, Sunflower, Wallflower, Zinnia.

**Plants of Begonia, Chrysanthemum, Columbine, Delphinium, Gerbera, Marigold, Pansy, Petunia, Shasta Daisy, Zinnias and Asters. Vine Seeds.**

**Bulbs of Cannas, Caladiums, Dahlia, Gladiolus and Tuberoses.**

### MAY

If you have been following our advice you now have great quantities of flowers, but for fall flowering sow *Acroclinium*, *Ageratum*, *Amaranthus*, *Asters*, *Balsam*, *Carnation*, *Calendula*, *Celosia*, *Centaurea*, *Calliopsis*, *Cosmos*, *Daisies*, *Annual Chrysanthemums*, *Candytuft*, *Dianthus*, *Gomphrena*, *Gypsophila*, *Helichrysum*, *Dianthus*, *Gaillardia*, *Gomphrena*, *Gypsophila*, *Helichrysum*, *Hunnemannia*, *Lobelia*, *Larkspur*, *Marigold*, *Nasturtium*, *Nemesia*, *Nicotiana*, *Nigella*, *Phlox*, *Petunia*, *Portulaca*, *Salvia*, *Salpiglossis*, *Scabiosa*, *Schizanthus*, *Sunflower*, *Statice*, *Zinnia*.

**Plants of Antirrhinum, Asters, Bellis, Coreopsis, Carnation, Chrysanthemum, Dahlia, Delphinium, Gaillardia, Gerbera, Hollyhocks, Marigolds, Myosotis, Petunia, Penstemon, Salvia, Verbena and Zinnia. Sow Vine Seeds.**

**Bulbs of Gladiolus.**

### JUNE AND JULY

Trim edgings of border and hedges and carefully attend to watering. Dahlias may still be planted. Sow *Eucalyptus* seeds for winter planting.

Continue to dig and store bulbs as they ripen. Sow perennial flower seeds in shady situations.

Seeds of *Calendula*, *Candytuft*, *Cosmos*, *Centaurea*, *Cineraria*, *Daisies*, *Marigold*, *Nasturtium*, *Portulaca*, *Poppies*, *Salpiglossis*, *Zinnia*.

**Plants of Asters, Ageratum, Begonia, Bellis, Calendula, Carnation, Chrysanthemum, Cosmos, Dahlia, Daisy, Marigold, Pansy, Petunia, Penstemon, Salvia, Stocks, Zinnia.**

**Bulbs of Gladiolus.**

### AUGUST

This is the best month in the year in which to sow hardy annuals and perennials. Most varieties of per-

ennials if sown this month will flower next year. *Calendula*, *Cineraria*, *Centaurea*, *Cosmos*, *Pansies*, *Primula*, *Stocks*, *Sweet Peas*. Begin sowing seeds of hardy perennials, such as *Aquilegia*, *Bellis*, *Canterbury Bells*, *Coreopsis*, *Cyclamen*, *Delphinium*, *Digitalis*, *Forget-me-not*, *Gaillardia*, *Hollyhocks*, *Penstemon*, *Perennial Poppies*, *Phlox*, *Pyrethrum*, *Snapdragons*, *Verbena*, *Viola* and *Wallflower*.

**Plants of Stocks, Pansies, Violets.**

**Bulbs of Freesias, Callas.**

Do not water *Roses* this month or next month. Let them dry down and rest, but do not allow them to become dry enough to die.

### SEPTEMBER

Seeds of *Anemone*, *Calendula*, *Centaurea*, *Cineraria*, *African Daisy*, *Nemesia*, *Cosmos*, *Pansy*, *Primula*, *Stocks* and *Winter Sweet Peas*. Continue sowing hardy perennials for next year's flowering, such as *Aquilegia*, *Bellis*, *Canterbury Bells*, *Coreopsis*, *Cyclamen*, *Delphinium*, *Digitalis*, *Forget-me-not*, *Gaillardia*, *Hollyhocks*, *Penstemon*, *Perennial Poppies*, *Phlox*, *Pyrethrum*, *Snapdragon*, *Verbena*, *Viola*, and *Wallflower*.

**Plants of Cineraria, Stocks, Pansies, Violets, Verbena, Coreopsis.**

**Bulbs of Callas, Freesias, Anemone, Gladiolus, German Iris, Paper White Narcissus.**

### OCTOBER

Continue sowing seeds for winter blooming of *Calendula*, *Centaurea*, *Cineraria*, *Cosmos*, *African Daisy*, *Dianthus*, *Nemesia*, *Phlox*, *Pansy*, *Primula*, *Scabiosa*, *Stocks* and *Winter Sweet Peas*.

Begin sowing annuals in open ground for early spring blooming, *Acroclinium*, *Alyssum*, *Antirrhinum*, *Candytuft*, *Calliopsis*, *Clarkia*, *Annual Chrysanthemums*, *California Poppy*, *Larkspur*, *Lupin*, *Mignonette*, *Nigella*, *Poppies*, *California Wild Flowers*. Continue sowing perennials for next year's flowering—*Aquilegia*, *Bellis*, *Canterbury Bells*, *Coreopsis*, *Cyclamen*, *Delphinium*, *Digitalis*, *Forget-me-not*, *Gaillardia*, *Hollyhocks*, *Penstemon*, *Perennial Poppies* and *Phlox*, *Pyrethrum*, *Snapdragon*, *Verbena*, *Viola* and *Wallflower*.

**Plants of Cineraria, Pansies, Stocks, Violets, Snapdragon, Penstemon, Clarkia, Sweet William, Canterbury Bells, Verbenas, Delphinium, Coreopsis, Digitalis, Wallflower.**

**Bulbs of Anemones, Amaryllis, Callas, Freesias, Hyacinths, Ixias, Narcissus, Oxalis, Ranunculus, Spanish Iris, Sparaxis, Tulips, Datsonia, Easter Lilies, German Iris, Montbretias, Gladiolus.**

Mulch and manure *Roses* and thoroughly water them, give lots of manure and you will have lots of flowers if you did not let them grow during the last two months.

If Its Anything for the Garden We Have It.

**NOVEMBER**

Seeds of hardy annuals, *Acroclinium*, *Alyssum*, *Antirrhinum*, *Calendula*, *Candytuft*, *Calliopsis*, *Clarkia*, *Annual Chrysanthemums*, *California Poppy*, *Dianthus*, *Larkspur*, *Lupin*, *Mignonette*, *Nigella*, *Nemesia*, *Pansy*, *Phlox Stocks*, *Winter Sweet Peas*, *California Wild Flowers* and *Cut Flower Garden Mixture*.

Plants of *Carnation*, *Canterbury Bells*, *Cineraria*, *Columbine*, *Foxglove*, *Pansies*, *Penstemon*, *Snapdragon*, *Stocks*, *Verbena*, *Violets*, *Sweet William*, *Geum*, *Clarkia*, *Hollyhocks*, *Dianthus*.

Bulbs of *Amaryllis*, *Anemones*, *Callas*, *Hyacinths*, *Ixias*, *Narcissus*, *Rannunculus*, *Spanish Iris*, *Sparaxis*, *Tulips*, *Watsonias*, *Lilies*, *Freessias*, *German Iris*, *Gladiolus*.

**DECEMBER**

Sow seeds of hardy annuals, *Acroclinium*, *Alyssum*, *Antirrhinum*, *Calendula*, *Candytuft*, *Calliopsis*, *Clarkia*, *Annual Chrysanthemums*, *California Poppy*, *Dianthus*, *Larkspur*, *Lupin*, *Mignonette*, *Nigella*, *Nemesia*, *Pansy*, *Phlox*, *Stocks*, *Winter Sweet Peas*, *California Wild Flowers* and *Cut Flower Garden Mixture*.

Plants of *Carnation*, *Canterbury Bells*, *Columbine*, *Foxglove*, *Pansies*, *Penstemon*, *Snapdragon*, *Stocks*, *Shasta Daisy*, *Verbena*, *Violets*, *Dianthus*.

Bulbs of *Amaryllis*, *Callas*, *Gladiolus*, *Hyacinths*, *Narcissus*, *Tulips*, *Watsonia*, *Lilies*.

Thoroughly protect tender stuff from the cold nights, and let this be among your New Year's resolutions: "I will use more fertilizer next year."

**A Few Cultural Suggestions**

The use and growth of flowers, especially, marks the progress of individuals and nations, the greatest nations of the earth being those with whom the love of floriculture most prevails. To the lover of flowers what can be more interesting than to sow the seed, water and otherwise care for the growth and development of the plant, and at last enjoy the expansion of the flowers? What does the sense of proprietorship of the purchaser of flowers compare to that of the grower of them? The latter feels that they are verily his own, the results of his fostering care. Among the flowers which may be grown with a minimum amount of care and expense are those varieties which reproduce themselves from seeds. They are classed as *Annuals*, *Biennials* and *Perennials*, and these are subdivided into *Hardy*, *Half-hardy* and *Tender* varieties of each class.

**Hardy Annuals** are those plants which may be sown in the open air. They grow, flower, produce seed and then die.

**Half-hardy Annuals** are those varieties which require an even temperature of at least 60 degrees to germinate the seed, and will not stand frost; consequently they must not be sown in the open ground during the fall or winter months, and not in the spring till April. A good rule for those to follow who wish to sow this class is to wait for the proper weather and season in which to sow corn, melon or pumpkin seeds.

**Tender Annuals** are those that require greenhouse protection, as *Calceolaria*, etc.; the seeds are usually very fine, and it requires skill and care to raise them.

**Hardy Biennials** are those that flower in the second year from sowing the seed and then die.

**Hardy Perennials** are among the finest of our border plants. They do not usually flower till the second year after sowing, but may be relied upon to produce larger clumps of

flowers year by year for many years.

**Half-hardy Perennials** are those which require some protection during the cold weather, as they will not stand frost.

**Tender Perennials** are those species that require greenhouse or other protection during the greater part of the year, as they are, generally speaking, natives of tropical countries.

The best time to sow **Hardy Annuals** is in the fall months, as they will make much stronger plants and flower much more abundantly when wintered over. They may be sown in any finely-prepared shady border, and transplanted when large enough, to where they are to flower. Do not cover the seeds too deep. A good rule is to cover each seed its own depth with soil, at the same time taking care to water carefully. Never water so much that the soil gets "soggy," i. e., saturated; nor ever let the top get dry. Most varieties will germinate within ten days.

They may also be sown at any time during the spring months for summer blooming, care being taken to shade the young plants after transplanting, in hot weather.

**Half-hardy Annuals** may be sown in April out-of-doors, or in boxes, in March or earlier. If in boxes they should be covered or removed under cover during the night time and during heavy rains. Those who have hotbeds may sow the seed in February and grow the plants in 3-inch pots for planting outdoors in April, thus gaining two months on those who have not this advantage. If sown in boxes, the boxes should have an inch of rough soil or gravel at the bottom for drainage; the remainder of the box should be filled within an inch of the top with sifted, light, rich soil, firmly pressed, and the seed should be sown, covered its own depth with soil again pressed and watered. When the young plants are large enough to be handled, prick out into other boxes, planting them about 1 inch apart, and, when weather permits, they should afterwards be planted in the open ground in the place where they are to flower.

See Our Bird and Fish Department.

Tender Annuals should be sown in pots as follows: Take a 5 or 6-inch flower pot, put an inch of drainage in the bottom, then 2 inches of finely-sifted soil, firmly pressed, with a sprinkling of sand on top. Then sow the seed, and do not cover, but press into the soil. Water with a very fine sprinkler, and cover the top of the pot with a sheet of glass. Remove the glass for an hour daily to dry up the

damp. When seedlings appear gradually harden them off to the air. As soon as they can be handled, prick out into 2-inch pots, and shift again when necessary.

Hardy Biennials and Perennials should be sown in boxes, and treated as recommended for Half-hardy Annuals till plants appear, when they should be pricked into 2-inch pots, and shifted afterwards when necessary.

## Suggestions---To Assist in Selecting Varieties for Special Purposes

### Flowering Garden Annuals

And Other Plants That Attain Perfection and Flower the First Season From Seed

Sorts marked \* are best for beds and massing.

African Daisy*	Linum
Ageratum*	Lobelia*
Alyssum, Sweet*	Marigold*
Antirrhinum*	Marvel of Peru
Arctotis	Mignonette
Asters*	Myosotis*
Balsam	Nasturtium*
Brachycome	Nicotiana*
Calendula*	Nigella
Calliopsis*	Pansies*
Canna	Pentstemon
Candytuft*	Petunia*
Carnation, Marguerite	Phlox D.*
Celosia*	Poppy*
Centaurea (An'l)	Portulaca*
Chrysanthemums*	Rhodanthe
(Annual Var.)	Ricinus
Clarkia	Rudbeckia
Convolvulus Minor	Salpiglossis
Cosmos	Salvia*
Dahlia	Scabiosa
Dianthus*	Schizanthus
Eschscholtzia*	Stocks*
Gaillardia	Sweet Peas
Godetia	Sweet Sultan
Gypsophila	Verbena*
Hollyhock* (Annual)	Wallflower (Annual)
Kochia	Zinnia*
Larkspur	

### Ornamental Foliage Plants

Grown From Seed

A., Annuals; P. Hardy Perennial.

Amaranthus, A.	Kochia, A.
Canna, H. P.	Marvel of Peru, P.
Centaurea candida P.	Pyrethrum Aure, P.
Cineraria Marit, P.	Ricinus, P.

### Everlastings

For Winter Bouquets

Acroclintum	Helichrysum
Gomphrena	Rhodanthe
Gypsophila paniculata	

### Plants for Vases

Hanging Baskets, Veranda Boxes, Etc.

DROOPING

Alyssum
Asparagus Sprengerii
Calendula
Convolvulus
Candytuft
Lobelia Gracilis
Nasturtium (Trailing)
Petunia

UPRIGHT

Centaurea (White- (leaved)
Fern
Fuchsia
Heliotrope
Impatiens
Pansy

### Edgings Plants, From Seed

For Bordering Walks and Beds

All are Annual excepting H. P. are Hardy Perennial.

Ageratum
Alyssum, Sweet
" H. Sorts, H. P.
Asters, Miniature
Bellis, H. P.
Candytuft, Dwarfs
Cosmos, Dwarf Yl.
Lobelia Comp. Vars.
Marigold

Myosotis, H. P.
Nasturtium, Liliput
Nigella, Tom Thumb
Petunia Comp.
Phlox Nana Comp.
Sw. William, H. P.
Sweet Pea, Cupids
Zinnia, Liliput

### Plants From Seed

Succeeding in Partial Shade

Anemones	Linum
Antirrhinum	Myosotis
Aquilegia	Fansy
Bellis	Primules
Canterbury Bells	Poppies (Hardy)
Coreopsis (Hardy)	Schizanthus
Delphinium	Torenia
Digitalis	Violet
Ferns	Viola
Hardy Primrose	

### Climbing Vines, from Seed Plants Suitable for Pots or Window Boxes

That May Be Grown From Seeds

Ageratum	Impatiens
Asters, Dwarf Sorts	Mignonette
Calceolaria	Myosotis
Carnation	Nasturtium Liliput
" Paris Daisies	Petunia
Chrysanthemums	Primroses
Cineraria	Rhodanthe
Cyclamen	Schizanthus
Ferns	Stocks
Gerbera	Torenia
Heliotrope	

### Fragrant Flowers From Seed

Those marked H. P. are Hardy Perennials.

Alyssum	Nicotiana Affinis
Carnations	Pinks, H. P.
Cleome	Scabiosa
Cyclamen	Stock
Dianthus (Hardy)	Sweet Pea
Heliotrope	Sweet Sultan
Lavender, H. P.	Sw. William, H. P.
Mignonette	Wallflower, H. P.

### Long-Stemmed Flowers

Notably Suitable for Cutting

Aquilegia	(Hardy sorts)
Asters	Gaillardias
Calliopsis	Gerbera
Carnations	Glaadiolus
Centaurea Cyanus	Gypsophila
Chrysanthemums,	Larkspur (Branching)
Maximum, Japanese	Marigolds
and French	Pentstemon
Coreopsis	Salpiglossis
Cosmos	Scabiosa
Dahlias	Stocks
Delphinium (Hardy)	Sweet Peas
Dianthus	Zinnias



## Hardy Perennials

### For Permanent Beds, Borders or Masses—Many Flowering the First Season

Alyssum	Chrysanthemum
Anemone	Coreopsis
Antirrhinum	Cyclamen
Aquilegia	Dahlia
Ageratum	Delphinium
Bellis (Daisy)	Dianthus (Pinks)
Campanula	Digitalis (Foxglove)
Canna	Forget-me-not
Cassia	Foxglove
Centaurea Candi-	Freesia
dissima	Gaillardias

Gerbera	Phlox
Gladiolus	Primula
Gypsophila Pan	Ricinus
Heliotrope	Romneya
Hollyhocks	Rudbeckia
Hunnemania	Salvia-splendens
Impatiens	Scabiosa
Linum Flax	Snapdragon
Lobelia	Statice
Myosotis	Stocks
Pansy	Sweet Alyssum
Poppy	Torenia
Pentstemon	Verbena
Papaver, Oriental	Viola
Petunia	Wallflower

# Choice, Selected Flower Seeds

The ordinary commercial grades of flower seeds, such as are usually sold, can be and are sold at a very low price. They are grown and harvested in large crops, much like grain. They are produced cheaply, sold cheaply, and are, in fact, cheap in every sense of the word; and he who sows them has no right to complain at their poor quality. They cannot possibly be anything but poor. Seed

of high quality can be produced only by thorough, careful, painstaking and expensive methods. Our stocks are special strains of special varieties bred up to the highest mark of perfection and selected with great care, and for this reason we offer but a limited number of varieties—only those which are of the greatest merit, and sure to give satisfaction everywhere.

## READ CAREFULLY

In sowing flower seeds in California it must be remembered that the conditions are entirely different from those existing in the Eastern States. There the time for sowing all hardy and half hardy annuals is in the Spring, while in California the majority of them do best when sown in the Fall and early part of the Winter; this being the season when most of our native annual wild flowers commence to grow. It naturally follows that it is the best time to plant most annuals in our gardens. There are, however, some exceptions to this rule, such as Asters, Zinnia, Portulaca, etc., which are distinctly Summer flowering plants. In the following pages we have endeavored to give special instructions where needed as far as space will permit. When no special time for sowing annuals is mentioned, it is understood that the Fall and Winter months are the best time.

**ACROCLINUM.** "Everlasting Flower." Annual 1 to 1½ feet high. Pretty daisy-like flowers, very effective for bouquets either fresh or as a dried flower. For drying, cut with long stems, just as the flower commences to open, tie in bunches and hang up, with the flower downwards, for 4 to 5 weeks until thoroughly dry. It succeeds best in California when grown in the winter season. Sow in the open ground in fall or early winter. Mixed. Pkt. 10c.

**AGERATUM MEXICANUM.** Annual, 9 to 12 inches high. A favorite bedding plant; flowers in clusters, of brush-like appearance; very free flowering and in bloom nearly all through the season. Seed should be sown in pots or seed boxes and afterwards transplanted.

Imperial Dwarf Blue. Light blue. Pkt. 10c.

**ALYSSUM.** Free flowering annual, useful for beds, edging, etc.

Procumbens, "Carpet of Snow". Dwarf, white; height 4 to 6 inches. Pkt. 10c, oz. 40c.

Lilac Queen. This new and distinct variety is of dwarf compact habit and produces flowers of a pure lilac shade. The plants when in full bloom resemble a miniature candytuft. Pkt. 15c.

**AMARANTHUS.** Annual, ornamental foliage plants succeeding well in California, especially in the summer season. Sow the seed in spring in a seed box and transplant to a sunny situation.

Tricolor. "Joseph's Coat." Leaves red, yellow and green; height 3 feet. Pkt. 10c.

**ANCHUSA ITALICA, DROPMORE.** This beautiful perennial plant is of recent introduction and should be planted in every garden. The plants grow 4 to 5 feet high and are remarkable for their free and continuous blooming. The flowers, which are produced in long spikes, are of a rich gentian-blue shade. Pkt. 15c.

**ANEMONE—"WINDFLOWER."** These beautiful Irish Poppy-flowered varieties produce in abundance large single, semi-double and double flowers, three to five inches across, of an endless variety of colors, from maroon and bright scarlet to flesh pink, and from lilac to purple; some are mottled, striped, fringed, etc. For cutting they are unsurpassed. They are hardy perennials, flowering from seed in about four months. Seedlings produce quite as fine flowers as imported bulbs, and have the appearance of large poppies, and they last for many days, far better in this respect than the poppy. Same culture as for Aquilegia, which see—

Anemone—Single and Double, in fine mixture. Pkt. 15c.

**ANTIRRHINUM.** "Snapdragon." A perennial blooming the first season from seed and generally treated in California as an annual.

Snapdragons are among the most popular flowers grown in California. In the last few years great advancement has been made in the development of these lovely flowers, both increasing the size of the blossoms and adding many new and delicate shades. Below we are offering an assortment of the very best varieties of recent introduction.

Brilliant Rose, rose pink. Pkt. 10c.

Crimson King, rich crimson. Pkt. 10c.

Golden King, giant yellow. Pkt. 10c.

Harmony, terra cotta orange shaded rose. Pkt. 10c.

Othello, dark claret. Pkt. 10c.

Rose Queen, soft pink. Pkt. 10c.

Queen Victoria, pure white. Pkt. 10c.

Majus Grandiflora, mixed. Pkt. 10c.

**AQUILEGIA.** "Columbine." Magnificent perennial plants growing from 2 to 3 ft. high and flowering in spring and early summer. The seed should be sown any time in seed pans or boxes and afterwards transplanted to the open ground. They succeed best in a moist, shady situation. Mixed. Pkt. 10c.

Long Spurred Hybrid. A magnificent strain of hybrid Columbine producing an abundance of very large flowers, with long spurs and borne on tall, graceful stems. The colors range in all shades of blue, lavender, mauve, yellow, orange, scarlet, rose-pink and white. Pkt. 15c.

**ARCTOTIS GRANDIS.** Annual forming large bushy, much branched plants, 2 to 3 feet high. Flowers large, white on the upper surface, the reverse of petals pale lilac-blue. Of easy culture and remarkably free flowering. One of the best for cut flowers. Pkt. 10c.

**ASTER.** A popular annual, largely grown for cut flowers; also for beds, etc. Sow the seed from March to May in seed pans or boxes, and when large enough transplant to rich, well worked soil.

**AMERICAN BEAUTY CLASS.** The best for Florists on account of the long stems and large incurved type of flowers. The Beauty Asters can be shipped without crushing.

Beauty, Azure Fairy, Light Blue. Pkt. 15c  
Beauty, Carmine Rose. Pkt. 15c.  
Beauty, Peach Blossom. Pkt. 15c.  
Purple Beauty. Pkt. 15c.  
September Beauty, Shell Pink. Pkt. 15c.  
White Beauty. Pkt. 15c.  
Beauty Mixed. Pkt. 15c.

**CREGO ASTERS.** We might term this class as the Japanese Chrysanthemum Aster, from its appearance. The flowers are very large recurved, curled and twisted, making it an especially artistic variety.

Improved Crego White. Pkt. 10c.  
Improved Crego Lavender. Pkt. 10c.  
Improved Crego Rose Pink. Pkt. 10c.  
Improved Crego Crimson. Pkt. 10c.  
Improved Crego Azure Blue. Pkt. 10c.  
Improved Crego Purple. Pkt. 10c.  
Improved Crego Shell Pink. Pkt. 10c. . . . .  
Improved Crego Mixed. Pkt. 10c.

**AUSTRALIAN PEA VINE.** (*Dolichos lignosus*.) A very rapid growing vine, with pretty foliage and rose and purple pea-shaped flowers. Valuable for covering up fences quickly; stands the heat well. The seed should be soaked in hot water about 12 hours before sowing. Pkt. 10c.

**BALSAM. "TOUCH-ME-NOT".** Annual 1 to 1½ feet high. Valuable for summer flowering. Sow the seed in boxes in early spring and afterwards transplant to beds of rich, well prepared soil.

Camellia-flowered. Double mixed. Pkt. 10c.

**BEGONIA. Ever-blooming Bedding Varieties.** Perennials flowering the first season from seed. Very popular bedding plants doing well in the full sunlight, also in shady and partially shady situations, flowering for a long period. The plants grow about 1 foot high, forming dense, compact bushes, almost completely hidden by the bright colored flowers. They are also admirable for pot culture or window boxes. Sow the seed the same as the tuberous rooted begonias.

gracillis. Delicate rose-color. Pkt. 15c.  
Primadonna. Pale rose, large flowers. Pkt. 25c.  
luminosa. Deep fiery scarlet, very fine. Pkt. 25c.  
Vernon. Rich orange-scarlet flowers, dark red foliage. Pkt. 15c.

**BELLIS PERENNIS.** "Double Daisy." Perennial, but flowering the first season from seed. Favorite plants for edgings, low beds, etc. Height 6 inches. Pkt. 10c.

**BRACHYCOME IBERIDIFOLIA.** "Swan River Daisy." Annual 1 to 1½ feet, forming a close, compact plant, with immense numbers of large single blue or white flowers, in bloom nearly all the year. Pkt. 10c.

**CALENDULA OFFICINALIS.** "Pot Marigold." Annual, 1 foot. The "Marygold" of Shakespeare. Exceedingly showy and free flowering plants of easy cultivation and requiring very little water. Blooming nearly all the year and most valuable for large beds where a mass of color is desired.

Orange King. Deep orange. Pkt. 10c.  
Lemon Queen. Sulphur yellow. Pkt. 10c.  
Orange Ball. Pkt. 15c.

**CALLIOPSIS.** Annual, 2 to 3 feet. Showy and free flowering plants of easy culture, doing best in a sunny situation and blooming for a long period. Flowers large, are splendid for cutting purposes.

Fine mixed. Pkt. 10c.

**CAMPANULA MEDIUM.** "Canterbury Bells." Biennial, 2½ to 3 feet. Old-fashioned favorite flowers of easy cultivation. The seed may be sown late in spring or early in fall, in seed beds or boxes, and when large enough, transplant to where they are to flower. The plants will bloom the following spring and summer.

**Calycanthemum.** "Cup and Saucer Canterbury Bells." Differs from the ordinary type in having an extra large calyx, which is the same color as the flower, giving the appearance of a cup and saucer.

Fine Mixed and separate colors. Pkt. 15c.

**CANDYTUFT.** Old-fashioned free flowering annuals growing 1 to 1½ feet high, very desirable for borders and masses.

Rose Cardinal. Pkt. 10c.  
Crimson. Pkt. 10c  
White. Pkt. 10c.  
Mixed. Pkt. 10c.

**CARDINAL CLIMBER.** A new and absolutely distinct annual climber. It will no doubt attract universal attention, not only for the beauty and number of its bright, cardinal-red flowers, but for its hardiness, its quick growth, reaching a height of 20 to 25 feet in a short time, and also for its rich green, lacinated foliage, which resembles that of a fine Japanese Maple. The flowers, which are about 1½ inches in diameter, the tube being about 1¼ inches in length, are borne in clusters of from 5 to 7, and their vivid cardinal-red color against the abundant dark green foliage is most effective. This vine thrives best in a good soil and a warm, sunny situation. Sow the seed in the open ground as soon as the weather is warm and settled. Pkt. 15c.

**CARNATION.** Perennial, 1½ to 2 feet high. Well known favorite flowers much used for cutting purposes. Sow in seed pans or boxes, and when large enough, pot off and afterwards transplant to the open ground. The plants will flower the following year; as they bloom they should be carefully marked, saving only the best double flowered ones and discarding the small and single flowered plants.

**Chaubaud's Everblooming.** Raised by a famous French specialist. Blooms in five months after being sown and continues to flower in the greatest profusion indefinitely. Mixed colors, pkt. 15c.

**CELOSIA CRISTATA.** "Cockscomb." Annual, 1 foot high. Valuable as pot plants; also very effective for large beds and borders. They succeed best in a rather light, warm soil. The seed can be sown early in spring in seed pans or boxes and afterwards potted or transplanted to the open ground where they are to flower. Pkt. 10c.

**CENTAUREA.** Should be planted where they are to be grown, and at any season of the year, and will bloom about four or five months from planting.

Under this name is included such popular flowers as Sweet Sultan, Corn Flower, Blue Bottle, Batchelor's Button, etc., and known in all sections of the country and especially popular in California. A great favorite among the florists for cut flowers.

**CENTAUREA CANDISSIMA.** "Dusty Miller." Perennial, 1 to 1½ feet. A beautiful plant with white silvery leaves and used for beds and edgings. The seeds should be sown in seed boxes and afterwards transplanted. Pkt. 10c.

**Centaurea Cyanus.** "Cornflower." Double Blue, 1½ to 2 feet high. A well known annual, much used for cutting purposes, also double mixed.

**Centaurea Imperialis.** "Royal Sweet Sultan." Annual (2 to 3 feet). A great improvement on the old strain of "Sweet Sultan"; flowers resemble the "Corn flower" in shape, but are of immense size. Valuable for florists' use, lasting a long time when cut.

Amaranth, Red. Pkt. 10c.  
Deep Lavender Purple. Pkt. 10c.  
Americana, White. Pkt. 10c.  
Imperialis, Mixed. Pkt. 10c.

**Suaevolens.** "Yellow Sweet Sultan." Annual, 1½ to 2 feet high. Flowers beautiful sulphur yellow. Largely grown for cut flowers. Pkt. 10c.

All Our Packet Seeds Are Put Up From Bulk.

**CHRYSANTHEMUM.** Annual or Painted Daisy. These are becoming more popular every year and are not only grown for summer, but are quite as satisfactory for winter flowers, being hardy in Southern California. Can plant at intervals and have been in bloom the year through, of compact, thrifty growth, about two feet high. Large plantings are made in August, September and October for winter blooms. Tri-color Finest Mixed. Pkt. 10c.

**CINERARIA HYBRIDA.** Magnificent and indispensable flowering plants for winter and spring decoration for the conservatory or window gardens. The flowers measure 2 to 3 inches across, are of white, blue, violet and crimson shades; usually two or more colors are shown in one flower, covering the plant with a sheet of bloom. The Cinerarias are quite hardy in California and if planted out under shade, bloom to the greatest perfection. Seed may be sown in beds and boxes, carefully protected, and when large enough, may be bedded out or grown in pots. Sown in spring for winter flowers.

Columbian Mixture. Medium height, selected from three best growers in U. S. Pkt. 50c.

Stellata. A charming variety with large spreading panicles of starry flowers, very effective for decoration of house or conservatory, also useful for cutting. Pkt. 25c.

**CLARKIA.** Annual, 2 to 4 feet high. Free flowering and of easy culture.

These are among our best annual native flowers. Planted in early fall it blooms in early spring, and can be kept in bloom nearly all the year.

elegans. Fine mixed. Pkt. 10c.

elegans. Brilliant, Newport pink. Pkt. 10c.

**COBAEA SCANDENS.** Perennial climbing vine attaining a height of 30 feet or more and blooming freely the first season. Valuable for covering trellises, arbors, etc. Large bell-shaped flowers. Sow the seed early in the spring in seed boxes, and as soon as large enough transplant to the open ground. Pkt. 10c.

**COLEUS.** Perennial, 1½ to 2 feet high. Magnificent foliage plant. For pot culture or for planting out during the summer season. Sow the seed in pots or seed pans, covering very lightly, and as soon as large enough pot off into small pots.

New large-leaved varieties. The finest strain procurable. Producing large leaves of the most brilliant and showy colors. Pkt. 25c.

**CONVOLVULUS MAJOR.** "Morning Glory." Annual climbing vine attaining a height of about 15 feet. Useful for covering fences, trellises, etc. Soak the seeds in warm water for a few hours before planting. Pkt. 10c.

**COREOPSIS LANCEOLATA.** Perennial, 2 feet high. Large, showy, bright yellow flowers produced in great abundance. Much used for cutting purposes. Pkt. 10c.

**CORNFLOWER.** See **CENTAUREA.**

**COSMOS.** Annual, producing large single flowers much used for cutting purposes. The plants vary in height according to the time of year at which they are planted. If sown in the spring they grow very tall, from 5 to 8 feet high, and flower in the fall, but if the seed is sown in the fall, about October, they will flower in about 2 months and the plants will be dwarf, from 1½ to 2 feet high and are very pretty for massing in beds. Seed sown in December will form dwarf plants and bloom about March.

Mammoth perfection, white, pink, crimson, or mixed. Each, per pkt. 10c, oz. 30c.

New Double or Anemone Flowered. Though not exactly a double flower, on the disc flowers there is produced a thick beard-like growth, giv-

ing the flower a full or double appearance in the center.

Pink. kt. 15c.

Mixed. Pkt. 15c.

**Cosmos Klondyke.** Annual (2 or 3 feet). Deep orange-colored flowers, 2 to 2½ inches in diameter, blooming in the fall. Pkt. 15c.

**CUCUMBER WILD.** (Echinocystis dobatia.) A quick growing annual vine for covering trellises, etc. Pkt. 10c.

**CYCLAMEN PERSICUM.** Perennial, 8 to 10 inches. Charming plants with rich colored, fragrant flowers. Blooming in winter and spring. Generally growing as a pot plant. The seed may be sown in the spring or early in the fall in seed pans of rich soil mixed with leaf-mould and sand and potted off when large enough.

Persicum. Fine mixed. Pkt. 25c.

**CYPRESS VINE.** A popular annual climbing vine with delicate fern-like foliage and masses of small star-shaped flowers. Sow early in the spring; soak the seed in warm water a few hours before sowing. Scarlet, white or mixed. Each, per pkt. 10c.

**DAISY.** See **BELLIS.**

**DAHLIA.** Perennial, 4 to 6 feet, flowering the first season from seed. Well known plants with large, showy flowers, useful for beds and masses. Sow the seed early in spring in seed boxes and afterwards transplant to the open ground. Dahlias like a rich soil with plenty of well rotted manure and should be watered freely. In raising Dahlias from seed many of them will come semi-double, although the seed is saved from the very best double varieties. The best varieties should be marked when in flower and at the end of the season the poor ones discarded and the better ones can be taken up and divided and again replanted.

Finest Double, including some of all the different types. Pkt. 15c.

**DELPHINIUM.** "Perennial Larkspur." Perennial, 3 to 5 feet high. Beautiful summer flowering plants with long spikes of showy flowers. Sow the seed in spring or early fall in seed boxes and afterwards transplant to open ground.

**Gold Medal Hybrids.** This magnificent strain of Delphinium is of recent origin, and is unsurpassed by any other strain ever offered. The plants are of rather dwarf habit, rarely growing more than 2½ feet high. They form numerous stems from the crown, but require no staking. Unlike the original Delphinium belladonna, this new type produces flowers in all shades from sky-blue to the very darkest possible shade of blue, including sapphire, turquoise and indigo, many of these intervening shades being beyond description. The flowers are larger than the old variety, and are arranged rather loosely on the spike, so that they stand out boldly from the main stem, presenting a most graceful appearance. Perhaps the most valuable and admirable feature of these plants is their extreme free flowering qualities. If well cared for, and the old stems are kept cut off, they will flower almost the year round, and even through the winter months. Pkt. 25c.

Belladonna, Light Blue. Pkt. 25c.

Tom Thumb, Ultra Marine Blue. A very satisfactory annual Delphinium for bedding purposes. Pkt. 15c.

**DIANTHUS CHINENSIS.** Biennial, but generally treated as an annual; 1 foot high. Charming free-flowering plants with flowers of the most brilliant colors. Very effective for planting thickly in beds.

chinensis. Fine mixed. Pkt. 10c.

**DIGITALIS.** "Foxglove." These improved Foxgloves are very showy, hardy, perennial plants for the garden and herbaceous border, they are easy to grow and produce freely long spikes, standing 4 to 5 feet high, well furnished with largest Gloxinia like flowers of various colors including white, cream, rose, red and other shades all of which have beautiful throat markings, spots and blotches of purple, maroon, etc. They

Plant Smilo and Cover Your Hills With Verdure.

are more robust than the ordinary garden Digitalis, have shorter stems and larger flowers.

Digitalis Gloxiniaflora. Finest mixed, 10c.

**DIDISCUS CAERULEUS** (Trahyemene). Blue Lace Flower." An old introduction, but long unknown. An Australian annual of great merit as a cut flower. Perfectly at home in California; grows 2 to 3 ft. high and profuse bloomer; flowers are sky blue. Pkt. 15c.

**DIMORPHOTHECA AURANTIACA**. "African Orange Daisy." Annual 12 to 15 inches high. One of the very best winter flowering plants yet introduced. By sowing the seed in September or October, it can be had in bloom as early as January and will flower continually until late spring or early summer. The marguerite-like blossoms, about two and a half inches in diameter, are of a unique, glossy orange-gold, this brilliant coloring being rendered more conspicuous by the dark colored disk, which is surrounded by a black zone. When in full bloom on bright sunny days it is truly a magnificent sight, for brilliancy of color almost rivaling the California Poppy. It is especially adapted for planting in masses in beds or borders and parkings. Pkt. 10c.

**ESCHSCHOLTZIA CALIFORNICA**. California Poppy". Annual 1 to 1½ feet high. A well known native flower with blossoms 2 to 3 inches in diameter.

Aurantiaca, rich orange, true California Poppy. Pkt. 10c.

Vesuvius, Wallflower, red. Pkt. 10c.  
Hybrida Mixture. Pkt. 10c.

**GAILLARDIA GRANDIFLORA**. The flowers are exceptionally large, often 4 to 5 inches across and very highly colored in great diversity of variations and blendings, including such combinations as dazzling scarlet with gold edge, blood-crimson with yellow edge, yellow fiery crimson and many others. These magnificent Gaillardias are hardy perennials, less coarse and more compact in growth than the older kinds and they produce a constant succession of flowers all summer and fall, when grown in large groups they are gorgeously effective. As cut flowers they are almost unrivaled; the immense and brilliant flowers on long, self-supporting stems, "vase" handsomely and they last in water for days.

Superba, Choice Mixed. Pkt. 10c.

**GEUM COCCINEUM**, Mrs. Bradshaw. Splendid perennial which blooms for the greater part of the year. Grows 1½ to 2 feet high and produces a profusion of large, double bright scarlet flowers. Pkt. 15c.

Lady Stratheden. Yellow. Novelty same as above. Pkt. 15c.

**GERBERA JAMESONII** HYBRIDA. "Transvaal Daisy." This beautiful plant from South Africa thrives quite well in our California climate, and is becoming very popular here. The plants require a good rich soil, with plenty of drainage and a sunny location. The seed should be sown in seed pans of light, well-drained soil, and kept in a glass house or frame, and the young plants can afterwards be transplanted to the open ground.

The flowers of these magnificent hybrids of the Transvaal Daisy are of about the same size as those of the parent, but range in all shades from pure white, yellow, orange, salmon, rose, cerise, ruby-red to violet. Pkt. 25c.

**GERBERA JAMESONII**, "Scarlet Transvaal Daisy." Pkt. 25c.

**GERANIUM**. Well known perennial, single varieties, splendid mixed. Pkt. 10c.

**GLOXINIA HYBRIDA**. Beautiful perennial green house plant, height about 8 inches, with large handsome foliage and immense trumpet-shaped flowers which are of a texture like velvet, of the most brilliant shades of violet, purple, crimson, scarlet, pink and lavender. Often beautifully blotched and spotted. Sow the seed in February or March in seed pans of light soil mixed with leaf-mould. Do not cover the seed, but sow on the surface and press down firmly with the hand and water with a fine spray. Keep in a green

house; when plants are large enough, pot off as required. All colors, splendid mixed. Pkt. 25c.

**GOETIA**. Annual, 1 to 2 feet high, with large showy flowers. Especially valuable for sowing in partially shady places. Pkt. 10c.

**GOMPHRENA GLOBASA**. "Globe Amaranthus." Annual, 1½ to 2 feet high. Producing numerous flowers resembling clover heads, which are cut and dried as an everlasting flower. White, pink, purple and striped, mixed. Pkt. 10c.

**GOURDS**. Ornamental climbing or trailing plants of great diversity or shapes and colored fruits. They should be planted in early spring. Each 10c per pkt.

Dish Rag—  
Calabash Shaped.  
Dipper Shaped.  
Egg Shaped.  
Hercules Club (Teddy's Big Stock.) Pkt. 10c.

**GYSOPHILA GRANDIFLORA ALBA**. Annual 1½ to 2 ft. high. Much used for bouquets for mixing with carnations and other flowers. Flowers small, white; blooming best in the winter season. Pkt. 10c.

paniculata. Perennial, 2 feet high. Flowers smaller than the preceding. White and used for bouquets. Blooms during the summer season. Pkt. 10c.

**HELIANTHUS** "Sunflower." Annual, 6 to 7 feet. Well known showy plants for summer flowering. Sow the seeds in the spring in the open ground where they are to remain and flower.

Chrysanthemum Flowered.. Double. Very large perfect flowers resembling giant chrysanthemums. Flowers on long stems, golden yellow and double. Pkt. 10c.

New Red Sunflower. Flowers vary greatly in size from 4 to 8 inches across. Color of the flowers also varies, some are solid red, others with petals tipped and other pleasing combinations of red and gold. Planted for a background or a temporary hedge, they are very showy. Pkt. 15c.

**HELICHRYSUM MONSTROSUM**. "Straw Flower." Annual, 2 to 3 feet. A well known "everlasting" flower. Double, fine mixed. Pkt. 10c.

**HOLLYHOCK**. Perennial, 6 feet high. An old-fashioned favorite flower. Sow the seed in boxes late in summer and transplant. The plants will bloom the following summer.

Chaters Superb, Double Crimson. Pkt. 10c.  
Chaters Superb, Double Salmon. Pkt. 10c.  
Chaters Superb, Double Yellow. Pkt. 10c.  
Annual Single, finest mixed. Pkt. 10c.

**HELIOTROPIUM**. Perennial, 4 to 5 feet. A favorite flower on account of its delightful fragrance. Sow the seed in the spring in seed boxes and transplant. Large flowered varieties mixed. Pkt. 10c.

**HUMULUS JAPONICUS VARIGATUS**. "Japanese Hop." A beautiful annual climbing plant. Leaves marbled and splashed with white on light and dark green ground. Very effective for screens, arbors, etc. Sow the seed in spring when the weather is warm and settled. Pkt. 10c.

**HUNNEMANNIA FUMARIAEFOLIA**. "Mexican Poppy." Perennial, 2 to 3 feet. Large flowers resembling the California Poppy, but more bowl-shaped and of a light canary-yellow color. Very free flowering and especially valuable for cutting purposes, the blooms lasting a long time in water. Blooms freely the greater part of the season. If sown in the spring or summer will bloom within a few months of the time of sowing. Pkt. 10c.

**IPOMEA LEARII**. "Blue Dawnflower." Perennial climbing vine, 30 to 40 feet. Likes a warm, sunny situation. Soak the seed in hot water a few hours before planting and sow in spring when the weather is warm and settled. Pkt. 10c.

Grandiflora Alba. "White Moonflower." Perennial climbing vine, 15 to 20 feet. Large white, fragrant flowers 5 inches in diameter. Treat the seed the same as the above variety. Pkt. 15c.

Plant Chicken Lettuce for Your Poultry.

**Heavenly Blue.** Annual, 15 feet. Flowers large, sky-blue, flowering in the fall. The most beautiful of all. Treat the seed the same as the above. Pkt. 10c.

**Imperialis.** “Imperial Japanese Morning Glory.” Annual, 15 to 20 feet. Flowers large, varying in color from pure white to carmine, through blues and purples of every shade to almost black. Pkt. 10c.

**KOCHIA CHILDSII, IMPROVED.** “Summer Cypress.” Annual, 3 to 4 feet high. Forms very decorative, compact bushes with fine light green foliage, which turns deep red in the fall. Very ornamental for planting as a background or temporary hedge. Sow in spring. Pkt. 10c.

**LARKSPUR.** Annual, 3 feet high. Free flowering plants. Useful for beds and also for cutting.

**LARKSPUR, TALL DOUBLE STOCK FLOWERED.** Are the finest strains and produce a wonderful show in any garden. The double flowering varieties, with their long spikes are excellent for cut flowers. They should be planted in beds, or as a background for other small plants. They are easily grown and we know of nothing that will produce a greater show.

**Lustrous Carmine.** The glowing color, large individual flowers set closely together in a spike and long graceful stems, makes this an ideal cut flower. A recent introduction. Pkt. 10c.

**Exquisite Pink.** An entirely new color in Larkspur being a lovely bright pink. It holds its color well and has all the fine qualities of tall double larkspur. Pkt. 10c.

**Dark Blue.** A rich, deep blue. Pkt. 10c.

**Rose.** A soft rose pink. Pkt. 10c.

**Lilac.** A soft lilac. Pkt. 10c.

**White.** An improved pure white. Pkt. 10c.

**Mixed.** A choice mixture. Pkt. 10c.

**LATHYRUS LATIFOLIUS.** “Everlasting Pea.” Perennial vine, 4 feet. Free flowering plants, mixed colors. Pkt. 10c.

**LANTANA.** Tender perennial, growing from 2 to 3 feet high, bearing Verbena-like clusters of flowers. In orange, white, rose and other colors; excellent for bedding.

**Choice Mixed.** Pkt. 10c.

**LAVATERA TRIMESTRIS.** Annual, 3 feet high, producing large saucer-shaped flowers. Sow in spring.

**Rose Color or White.** Each, per pkt., 10c.

**LOBELIA.** Annual, 4 to 6 inches, forming compact, free flowering plants much used for edgings, etc. Sow the seed in February in seed pans of fine light soil. Do not cover the seed, but sow on the surface and press down firmly with the hand and water with a fine spray. As soon as large enough to be handled, the seedlings may be pricked out into shallow boxes and afterwards transplanted to the open ground.

**Crystal Palace compacta.** Rich, deep blue, dark foliage. The finest dark blue for bedding. Pkt. 10c.

**Erinus Speciosa.** Dark blue, dark foliage. Trailing. Useful for hanging baskets. Pkt. 10c.

**Lobelia Cardinalis.** Queen Victoria. Perennial, 3 feet. Dark bronze foliage and brilliant scarlet flowers. Sow seed the same as the annual varieties. Pkt. 15c.

**LEPTOSYNE MARITIMA.** Large flowered yellow Marguerite. Very effective in beds, fine for cutting flowers. Pkt. 10c.

**LINUM GRANDIFLORUM RUBRUM.** “Scarlet Flax.” Annual, 1 to 2 feet high. Very effective for planting in masses in large beds; also for sowing broadcast on waste ground. Pkt. 10c.

**Perenne.** Perennial, 1 to 1½ feet, bright blue flowers. Pkt. 10c.

**LOVE-LIES-BLEEDING** (*Amaranthus caudatus*). Annual, 2 feet high, with large drooping panicles of blood-red flowers. Seed should be sown in the spring and the plants will bloom during the summer. Pkt. 10c.

**LUPINUS, ANNUAL VARIETIES MIXED.** 1 to 3 feet high. Well known free flowering plants. Pkt. 10c.

**Nanus.** Dwarf blue; useful for edging and borders. Pkt. 10c.

**MARIGOLD AFRICAN.** Annual 3 feet. Flowering in summer and fall. The flowers are large, double and very showy. Sow in spring.

**Lemon Ball.** Soft lemon-yellow. Pkt. 10c.

**Orange Ball.** Deep golden-orange. Pkt. 10c.

**Double Fine Mixed.** Pkt. 10c.

**Marigold French.** Annual, 1 to 2 feet high. Sow in spring.

**Legion of Honor.** “Little Brownie.” A compact growing single variety. Golden yellow marked with large spot of crimson velvet on each petal. Pkt. 10c.

**MESEMBRYANTHEMUM.** Dwarf, trailing, annual. Blooming during the summer. Sow the seed in spring in a warm, sunny situation. **crystallinum.** “Ice Plant.” Flowers white. Foliage has the appearance of being coated with ice. Pkt. 10c.

**MIMULUS.** Perennial plants of great beauty, succeeding best in a moist, shady place. Sow the seed in the fall in seed pans of light soil mixed with leaf mould; sow the seed on the surface and water with a fine spray. Pot off the plants when large enough, and later plant out in the open ground.

**tigrinus grandiflorus.** “Monkey Flower.” Height 1½ feet, spotted and blotched varieties, fine mixed. Pkt. 15c.

**MIGNONETTE.** Annual, 8 inches to 1 foot high. An old-fashioned flower much prized for its fragrance.

**Machet.** Of dwarf pyramidal habit; very fragrant, large spikes, orange and red. Pkt. 10c.

**Goliath.** This is by far the best Mignonette, Machet. The plants grow in the fine pyramidal bushes the foliage in rich green, contrasting strikingly with the bright red of the flowers. The flower stalks are tall and strong while the spikes are often 7 in. long and 2 in. in diameter. Mignonette delights in very rich soil (not freshly manured) and requires watering. Pkt. 10c.

**MINA LOBATA.** Beautiful annual climbing vine attaining a height of 10 to 12 feet. Flowers in long, graceful spikes; color bright red, changing to orange and cream. Sow in spring in a warm, sunny situation. Pkt. 10c.

**MIRABILIS JALAPA.** “Marvel of Peru” or “Four-o’clock.” Free flowering annual of bushy habit, growing 3 to 4 feet high and flowering throughout the summer. All colors, mixed. Pkt. 10c.

**MYOSOTIS.** “Forget-me-not.” Perennial, 6 to 10 inches, succeeding best in a shady, moist situation. Sow the seed in the fall in seed boxes and transplant.

**alpestris.** Bright blue. Pkt. 10c.

**NASTURTIUM, TOM THUMB.** Annual, 8 inches to 1 foot; useful for bedding and borders, flowering through the summer and also through the winter in locations where they are not cut by the frost.

**Aurora.** Terra Cotta. Pkt. 10c.

**Bronze.** Reddish Golden Brown. Pkt. 10c.

**Golden King.** Indian Yellow. Dark leaved. Pkt. 10c.

**Fine Dwarf.** All colors mixed. Pkt. 10c.

**NASTURTIUM, TALL.** Gold Garnet, orange and yellow, spotted garnet. Pkt. 10c.

**Crimson,** velvety crimson. Pkt. 10c.

**Jupiter,** golden yellow, large flowered. Rose, salmon rose. Pkt. 10c.

**California Giants.** Mixed. Pkt. 10c.

**NEMESIA STRUMOSA SUTTONII.** A new flower of recent introduction, with remarkable colorings in delicate shades—tigered blotched and striped—coming in buffs, orange, pinks, with beautiful markings; grows 9 to 15 inches high; perfectly hardy. here. Especially good for winter blooming.

**Orange.** Pkt. 15c.

**Rose.** Pkt. 15c.

**Scarlet.** Pkt. 15c.

**Grandiflora Mixed.** Pkt. 15c.

**NEMOPHILA INSIGNIS.** Baby Blue Eyes. A California native of great merit for sowing broadcast in shrubbery or in bulb beds. Pkt. 10c.

**NICOTIANA.** Annual, 2 to 4 feet. Sow the seed in the spring in seed boxes and transplant.

**Affinis.** Large white, fragrant flowers, 3 inches across. Pkt. 10c.

**Sanderæ Hybrids.** Splendid plants, flowers in great variety of colors. Pkt. 10c.

Ask Our Advice About Your Garden.

**NIGELLA DAMASCENA.** "Love-in-a-Mist." Annual, height 1½ feet, with finely cut foliage; curious looking flowers of a pale blue color. Pkt. 10c.

**PANSIES. GIANT MASTADON.** Plant the seed in July and August under cloth cover, for fall and winter blooming; or in late fall for spring flowering. The seed should be covered very lightly not over ¼ inch, and kept cool and damp. When large enough, transplant.

This strain of Pansies is unexcelled. The blooms being of immense size and wonderful range of color.

**Separate Colors.**

**Mastadon, Panama Pacific.** Huge deep yellow, some with dark centers, some without. Pkt. 25c.

**Mastadon Bronze.** Pkt. 25c.

**Mastadon Black.** Pkt. 25c.

**Mastadon Prince Henry.** Dark Blue. Pkt. 25c.

**Mastadon Grand Duke.** All White. Pkt. 25c.

**Mastadon Mixed.** A wonderful collection of rich, velvety shades in great variety and large size. Pkt. 25c.

**Miracle Mixed.** Wonderful blending of finest strains. Pkt. 50c.

**Pansies.** Large flowered mixed. Pkt. 10c.

**PENTSTEMON.** Perennial, 2 to 3 feet. Free flowering plants for borders or beds. Colors in various shades of white, pink, red and purple; beautifully spotted and marked. Sow the seed in spring or early fall in seed boxes and when large enough, transplant. Large flowered, mixed. Pkt. 10c.

**PETUNIA.** Perennial, 1 to 1½ feet. Charming plants for large beds and borders, succeeding well in a sunny situation and blooming for the greater part of the year. Sow the seed in February in seed pans or boxes of light soil, cover the seed very lightly and water with a fine spray. When the plants are large enough, transplant to the open ground.

**Note**—Seed saved from the most carefully hybridized flowers, produce about 30 per cent double flowers, the balance being singles of unusually fine quality. The weaker seedlings should be carefully saved, as these invariably produce the double flowers. In a measure the same is true of the single sorts, the small, weak seedlings generally produce the largest and finest flowers, while the large, strong seedlings usually turn out to be the most common types.

**Petunia.. Double Fringed.** Choice mixed. Wonderful double flowers. Pkt. 50c.

**Petunia. Giants of California.** A superb strain of single large flowered giants, ruffled and fringed. Pkt. 25c.

**Rosy Morn.** A dwarf, compact variety with rose-colored flowers, especially desirable for bedding. Pkt. 15c.

**DeLuxe Bedding Mixture.** A splendid collection of colors, very large flowers. Pkt. 10c.

**PHLOX DRUMMONDI GRANDIFLORA.** Beautiful annuals, growing about 1 foot high with brilliant colored flowers, producing a dazzling display of color when planted in masses, in large beds or borders. Sow in seed boxes and when large enough, transplant to the open ground.

The large-flowering kinds are a decided improvement on the Common Drummond, producing flowers twice the size of the latter, in the most brilliant colors imaginable.

**Alba.** Pure white, extra large. Pkt. 10c.

**Lilac.** Pkt. 10c.

**Mixed.** Pkt. 10c.

**Primrose.** Pkt. 10c.

**Vivid Crimson.** Large white eye. Pkt. 10c.

**Phlox Decussata.** "Perennial Phlox." This splendid, free flowering perennial is deserving of a place in every garden. The plants grow about 3 feet high and produce large heads of flowers of them ost beautiful shades. Sow the seed in the fall in seed pans and afterwards transplant. All colors, splendid mixed. Pkt. 15c.

**POPPY..** Showy flowers for beds and borders, also very effective for sowing broadcast on waste

pieces of ground. The best results will be obtained by sowing in fall or early winter.

**Shirley Double Mixed.** Pkt. 10c.

**Shirley.** Single flowers of the most delicate crepe-like texture and every conceivable shade of color from white, flesh-color, pink, rose, carmine, scarlet to deep crimson. Pkt. 10c.

**Poppy Oriental.** (Papaver orientale.) A perennial producing many thick, leafy stems, 3 to 4 feet high, with large, deep crimson flowers, having a black blotch on each petal, exceedingly showy. Sow the seed in spring or early in the fall in seed boxes; when large enough, pot up into small pots and later transplant to the open ground. Pkt. 10c.

**Tall Carnation Flowered.** Double Mixed. Pkt. 10c.

**PLATYCODON.** (Chinese Bell Flower). One of the best hardy perennials, producing very showy flowers the whole season. They form large clumps and are excellent for planting in permanent borders or among shrubbery, easily raised from seed, which begins blooming in August, if sown outdoors in April. Pkt. 10c.

**PORTULACA.** A low spreading annual about 6 inches high, flowering in a short time from seed and blooming through the entire summer season. Very effective for massing in beds, producing a perfect carpet of brilliant colors. Sow the seed in spring after the weather has become warm and settled. Single and Double mixed. Pkt. 10c.

**PRIMULA, SINENSIS FIMBRIATA.** "Chinese Primrose." Beautiful green house plants, blooming in winter and spring. Sow the seed in August or September in pots or seed pans of rich loam mixed with sand, cover the seed lightly and keep in a green house; when large enough, pot into small pots and later to larger pots as required. Finest mixed. Pkt. 25c.

**Primula Malacoides.** A new Hybrid Primula which has become immensely popular on account of its hardy nature and free flowering, growing in habit similar to *Obconica* but is considered finer, of light lilac to pure white in color. Pkt. 25c.

**Primula Obconica Gigantea.** A charming little plant for pot culture. Perennial but blooming in a few months from seed; height 6 to 8 inches. A profuse bloomer, bearing heads of 10 to 15 flowers on long stems. Sow the seed in August or September in pots or seed pans of light, rich loam and keep in a frame or green house, pot up when ready. Mixed colors. Pkt. 25c.

**PYRETHRUM.** "Golden Feather." Pretty foliage plants with deeply cut leaves, useful for edgings; perennial, 6 to 9 inches. The plants should be kept trimmed and all flowers cut off as they appear. Sow the seed in boxes, covering very lightly, and when large enough, transplant. Pkt. 10c.

**RANUNCULUS.** Very attractive flowers, very double, coming in reds, yellows, bronze, buff, etc., and a great addition to the garden.

**Asiaticus Superbissimus.** Splendid mixture. Pkt. 15c.

**RHODANTHE.** A graceful little "Everlasting Flower," annual, 1 foot high. Treat the same as *Acroclinium*. Pink, rose, white, crimson, etc., mixed. Pkt. 10c.

**RICINUS.** "Ornamental Castor Bean." Rapid growing plants with immense, rich colored leaves, producing a sub-tropical effect planted on lawns or in clumps. Height 6 to 10 feet. Sow in spring when the weather has become warm and settled.

**Zanzibariensis.** A very large, dark leaves, with reddish stems. Plants grow to immense size. Pkt. 10c.

**ROMNEYA COULTERI.** "Matilija Poppy." A native of California; perennial, 6 to 10 feet high and of shrubby growth. The queen of California flowers; truly a majestic plant. The plant throws up numerous woody stems with handsome gray-green foliage, topped with large numbers of flowers. The blossoms are often 6 to 7 inches in di-

All Our Packet Seed is Put Up from Bulk Seed

ameter, of a crepe-like texture, pure glistening white with bright yellow centers. The seed is hard to germinate; some claim to have had success by soaking the seed in a weak solution of lye. Pkt. 10c.

**RUDBECKIA NEUMANNI.** "Golden Glow." Vivid yellow, semi-dwarf in habit, very free and long bloomer, with very large spikes of flowers. Pkt. 15c.

**SALPIGLOSSIS GRANDIFLORA.** Annual, 1½ feet. Free flowering plants for beds and borders, succeeding best in a sunny situation and blooming all summer. The plants are large, funnel-shaped and produced in great profusion; colors yellow, pink, rose, crimson, brown, steel blue, purplish, violet, etc.; beautifully veined and penciled. Sow the seed early in spring in seed boxes and transplant when large enough. Mixed colors. Pkt. 10c.

**SALVIA SPLENDENS.** "Scarlet Sage." For producing a dazzling mass of color all through the summer months there is probably no other flower that can equal the "Scarlet Sage." It is a perennial, but blooms in a short time from seed. Much used for bedding and succeeding best in a sunny situation. Sow the seed in February or March in seed boxes and when large enough, transplant.

Splendens. Long spikes of vivid scarlet flowers; height 2 to 3 feet. Pkt. 10c.

**SALVIA PATENS.** "Blue Sage." Perennial, 2 feet, flowering the first season from seed, succeeding best in a partially shaded situation. Flowers the most perfect shade of bright blue. Sow the seed the same as the preceding varieties. Pkt. 15c.

**SCABIOSA.** "Sweet Scabious." "Morning Bride." Annual, 2 to 3 feet, flowering in summer and early fall. Flowers on long stems, producing in great profusion and especially valuable for cutting, lasting a long time in water. Sow the seed from February to April in seed boxes and transplant.

Azure Fairy, azure blue. Pkt. 10c.  
King of the Blacks, red black. Pkt. 10c.  
Also Rose and Sulphur Yellow,  
Finest Mixed.. Pkt. 10c.

**SCHIZANTHUS.** (Butterfly Flower). An easily grown plant, bearing quantities of gay, butterfly-like flowers, closely resembling some species of Orchids. For winter blooming in pots the Schizanthus is one of the most desirable of all flowers.

Schizanthus Wisetonensis. An improved strain, excellent for pot culture and partial shade. Pkt. 10c.

**SHASTA DAISY.** One of the most popular of Mr. Burbank's productions. Perennial, about 2 feet high, flowering for the greater part of the year, but at its best in spring and early summer. Desirable for beds or borders and especially valuable for cutting purposes, flowers lasting a long time in water. Sow in spring or early fall in seed boxes, covering the seed very lightly; when large enough transplant.

Alaska. Flowers often 4 inches across, purest glistening white with yellow centers; broad overlapping petals, long stems. Pkt. 10c.

**EVERLASTING FLOWERS.** A great many Eastern people are interested in these flowers, of which so many bouquets are sold in California. They are very attractive and grow well in the East. We offer one 10c pkt. of each six varieties as follows. *Acroclinium*, *Gomphrena*, *Helichrysum*, *Xeranthemum*, *Rodanthe* and *Statice*, for 50c.

**STATICE** (Sea Lavender). Most valuable plants either for the border or rocky, with tufts of leathery foliage panicles of minute flowers, producing a remarkable effect; grows from 15 to 30 inches high and blooms from April until September. These plants are becoming more popular each year. Especially so since it has been demonstrated that they are so practical for making up "everlasting" bouquets. Their great variety of colors makes them very effective.

**Statice Sinuata** is probably the most used for drying for "everlasting" bouquets. This variety comes in the lighter colors. We offer white, pink, lavender and yellow and mixed. Pkt. 10c.

**Statice Caspia** (New). One of the finest of the many varieties. Smaller flowers than *Latifolia* and of more delicate appearance in bouquet work. Makes up beautifully with other flowers, or may be cut and dried for future use. Will last for months. Pkt. 10c.

**STATICE LATIFOLIA.** Perennial, 1½ feet, producing panicles of small lavender blue flowers, which can be cut and dried and used for bouquets. Sow the seed late in spring or early in the fall, in seed boxes, and transplant. Pkt. 10c.

**STOCKS.** "Gilliflower." A favorite annual, succeeding best in California during the winter season. Largely grown for cut flowers, lasting a long time in water. Very effective for planting in beds or borders. To obtain the best results the seeds should be sown in August, September, or early part of October, in seed boxes of rather light soil, and afterwards transplanted to the open ground. In transplanting stocks care should be taken to save the small or weak growing plants, as these generally produce double flowers, while the strong, robust growing seedlings often come single.

Perpetual or Branching. "Cut and come again."  
Blood Red. Pkt. 10c.  
White, Princess Alice. Pkt. 10c.  
Canary Yellow. Pkt. 10c.  
Rose, Rose Pink. Pkt. 10c.  
Silvery Lilac. Pkt. 10c.  
Flesh. Pkt. 10c.  
Violet Sapphire. Pkt. 10c.  
Mixed. Pkt. 10c.

**TROPAEOLUM CANARIENSE.** "Canary Bird Flower." Annual, climbing vine 8 to 10 feet. It does best in California in a rather moist, partially shaded situation. Pretty pale green, deeply cut foliage and canary yellow, fringed flowered. Sow early in spring. Pkt. 10c.

**SWEET WILLIAM.** Perennial, 1 foot. An old-fashioned flower for beds or borders, producing a great display of showy and varied colors. Sow the seed early in spring; the plants will flower the following year.

Single, all colors, mixed. Pkt. 10c.  
Double, all colors mixed. Pkt. 10c.

**TACSONIA MANICATA.** "Scarlet Passion Vine." A magnificent perennial climber, producing an abundance of large scarlet blooms. Sow the seed in pots or seed pans and afterwards transplant. Pkt. 15c.

**THUNBERGIA ALTA.** Annual climbing vine 5 to 6 feet, useful for low fences; also for hanging baskets. Sow the seed in spring. Flowers white, yellow, orange and buff, with dark centers, mixed. Pkt. 10c.

**VERBENA.** Perennial of reclining habit, height 9 to 12 inches. The plants bloom the first season from seed and are unsurpassed for bedding where a display of color is desired. After they are established they grow with scarcely any attention and a small amount of water, preferring a sunny situation. Sow the seed in winter or early spring in seed boxes and when large enough, transplant.

Mammoth, White, Pink, Purple or Lucifer. Each, per pkt. 10c.

Mammoth, all colors, mixed. Pkt. 10c.

**VIOLA ODORATA.** "Sweet Violet." A favorite fragrant flower, perennial, 6 inches. Succeeding best in a rather shady situation. Sow the seed in winter or early spring in seed boxes of good loam mixed with some leaf-mould, covering the seed lightly, or they may be sown in a well-prepared bed in a shady situation. Violet seed is slow to germinate.

odorata. The old-fashioned Sweet Violet. Pkt. 10c.

Princess of Wales. The largest violet in cultivation and the one so largely used for cutting. Pkt. 10c.

Plant Sweet Peas in September for Xmas Flowers.

**WALLFLOWER.** An old-fashioned fragrant flower; biennial, 1 to 1½ feet. Sow the seed in spring and transplant. The plants will flower the following winter.

Double Mixed. Pkt. 10c.

**XERANTHEMUM.** "Everlasting." Mixed colors. Pkt. 10c.

**GIANT DOUBLE ZINNIA.** Zinnias are among the most popular of the summer flowering annuals, producing a grand display of brilliant and dazzling colors for many months, with little care and attention. The plants of this giant strain are of extremely robust growth, attaining a height of from 2 to 2½ feet bearing immense flowers, often 5 inches in diameter; very double, and of the most striking colors. We offer this superb strain in 10 distinct shades.

Cardinal (New). Pkt. 10c.

Burnt Orange. Pkt. 10c.

Buttercup. Pkt. 10c.

Rose King. Pkt. 10c.

Lavender. Pkt. 10c.

Purple Shades. Pkt. 10c.

Scarlet. Pkt. 10c.

Canary Yellow. Pkt. 10c.

White. Pkt. 10c.

All Colors Mixed. Pkt. 10c.

**GIANT DAHLIA FLOWERED ZINNIA.** We ask you to bear in mind that Dahlia Flowered Zinnias come in pastel shades, and the distinctive manner in which the pigments are distributed throughout the petals makes them extremely difficult to describe. All Colors Mixed. Pkt. 15c.

## CALIFORNIA WILD FLOWER MIXTURES

We buy these mixtures from a Specialist in this line and can therefore practically recommend these seeds for sowing on waste pieces of ground near your house, parking, vacant lots.

Mixture No. 1. General mixture of annual wild flower seeds. This mixture is made up of those kinds which will give a succession of flowers for a long period and will succeed under ordinary conditions. Pkt. 10c, oz. 25c, lb. \$2.00.

Cut Flower Garden Mixture. Made up of Mignonette, Nice Stocks, Gypsophila, Annual Chrysanthemum, Blue Lapin, Single Poppies and Candy-tuft. Pkt. 10c, oz. 25c, lb. \$2.50.

## SWEET PEAS

We are very proud of our Winter Blooming Spencer Sweet Peas, as we hear such good reports from our customers about their wonderful success with these flowers, and we know that Sweet Peas raised from our seed have taken most of the prizes at the local flower shows. We are very particular in buying only the best types from the best growers, and consequently have no hesitation in stating that our seed is as good as can be obtained.

The Spencer type of Sweet Peas is the long stemmed, large flowering variety, many of them having fluted edges and from two to four flowers to the stem.

For best results, spade up the ground to the depth of eighteen inches and fertilize well. Plant the seed in a furrow about six inches deep, covering to a depth of one inch. As your plants grow draw the soil to them, being careful not to smother them.

### New Winter Flowering or Long Season Spencer Sweet Peas

A new type bred up so that they flower fully two months earlier, and continue in flower for a much longer period. For Xmas flowering begin sowing in September; later sowing can be made until March.

### 1925 NOVELTIES

Early Orange King, glowing intense orange, Pkt. 50c.

Early Sweet Lavender, pure lavender self. Pkt. 50c.

Early Pink Cherokee, pink suffused salmon on cream ground. Pkt. 50c.

Early New Blue, deep blue. Pkt. 25c.

Early All White, as named

Early Aviator, dazzling crimson scarlet.

Early Amethyst, royal purple.

Early Blue Bird, violet blue.

Early Blue Jacket, dark navy blue.

Early Columbia, salmon rose, standard white

wings.

Early Cream, as named.

Early Fair Maid, blush pink, suffused salmon.

Early Glitters, cerise.

Early Grenadier, dazzling scarlet. Pkt. 15c, oz.

85c.

Early Harmony, clear lavender.

Early Helen Lewis, orange salmon.

Early Hercules, mammoth rose pink.

Early Rose Charm, large bright rose.

Early Rose Dore. New rose pink suffused orange.

Pkt. 15c, oz. \$1.00.

Early Zvolanek's Rose, giant rose pink, select

strain. Pkt. 10c, oz. 70c.

Prices on above list, except where noted, pkt.

10c, oz. 60c, ¼ lb. \$2.00.

Standard Late Flowering Spencer Mixed. Pkt.

10c, oz. 25c.

## BULBS

### Imported and Domestic Amaryllis

Bella Donna, "Bella Donna Lily," blush delicately shaded with pink or light purple, flowering before the leaves appear, very fragrant and fine for cut flowers, lasting fully a week when cut. Plant in a sunny position, leaving the neck even with the surface of the soil. First size 20c each, \$2.00 per doz.

A. Johnsonii, striped white or red ground fine. 25c each, \$2.50 per doz.

## Alstromeria

### Auriantica or Peruvian Lily.

A tuberous rooted plant 2 to 3 ft., beautiful Amaryllis-like flowers, orange striped with red. Particularly good for house decoration, lasting over a week in water. Plant 3 inches deep in loamy damp soil where there is partial shade. 25c each, oz. \$2.50.

## Agapantus

### Blue African Lily

A very hardy and sure blooming lily, bearing clusters of bright blue flowers on stiff stems about three feet high. The leaves are long, glossy and very decorative. 25c each, \$2.50 doz.

## Anemone

Should be planted during the fall and winter in slightly raised beds. The bulbs should be soaked in water before planting. The pointed extensions on these bulbs should be placed downward. Plant 2 inches deep and 5 to 6 inches apart. These single poppy-like flowers include a great variety of colors; red, pink, blue, white, scarlet, bronze, etc. All colors, mixed, 75c doz.

## BEGONIA

### Tuberous Rooted

Ready about January 1st.

These are very satisfactory as summer bloomers. For outside beds plant in a shaded location, covering the bulbs about one-half inch deep. Water lightly until growth starts. After the foliage has died down in the fall, lift them and store in dry sand. Tuberous Begonias make very good pot plants. Use a five-inch pot for each bulb filled with rich sandy loam and give the plants light but not direct sun. No bulb is more satisfactory for culture.

Double flowered in crimson, scarlet, copper, salmon yellow and white, 35c each, \$3.50 doz. Single, same colors, 25c each, \$2.50 doz.

## CALLA

Very popular for outdoor bedding in California. They should be taken up every fourth year and the bulbs separated. Dig during June, dry thoroughly and transplant. First size bulbs 25c each, \$2.50 doz.

Our Flower Seeds Are Fresh, Tested, and From the Best Growers.



**CALLA ELLIOTIANA**

Yellow Calla. One of the most attractive flowers grown, suitable for outdoor bedding or for pot culture. The blossom is large and a deep golden yellow. The leaves are spotted white, 35c each.

**GIANT BLACK CALLA**

A most remarkable and rare plant having flowers shaped like the ordinary Calla but is a crimson maroon color so dark that it appears black. The plant grows to a height of about 3 feet and the foliage is very decorative. 60c each.

**CANNA**

These handsome, striking plants should be planted during February and March.

**King Humbert.** Orange scarlet, bronze foliage, one of the finest, 5 ft. 25c each, \$2.50 doz.

**Firebird.** The best scarlet with green foliage of all the cannas. Grows remarkably well in San Diego, height 5 ft., 25c each, \$2.50 doz.

**Mrs. Alfred Conard.** Salmon pink, a very fine variety, lasting flowers of great beauty, height 4 ft., 25c each, \$2.50 doz.

**San Diego.** Beautiful Chinese orange or Persian yellow, foliage bronze, a very fine variety, height 4 ft., 25c each, \$2.50 doz.

**DAHLIAS**

Ready for shipment March 1st. Write for list.

**FREESIA**

Culture. Freesias are very easily raised. Plant to a depth of two inches in any good, sandy soil, any time from August to November, and the flowers will appear during January and March.

**Freesia Purity.** Pure white, mammoth size, 35c doz., \$2.50 per 100.

**Freesia Splendens.** Pretty lavender colored flowers. Per doz. 75c, per 100, \$5.00.

**Freesia Alinette.** Color bright carmine. Per doz. 75c, per 100 \$5.00.

**GLADIOLI**

Ready in January

Gladioli well deserve their unrivaled popularity. They may be planted from January to June for a succession of blooms in any good garden soil, eight to twelve inches apart, two or three inches deep.

**America.** Flesh pink, covered with lavender sheen. 10c each, 75c per doz.

**Baron Hulot.** Deep violet blue. 10c each, \$1.00 per doz.

**Chicago White.** Early white, lavender markings in throat. 15c each, \$1.50 per doz.

**Empress of India.** Pansy purple or plum violet, flowers large. 15c each, \$1.50 per doz.

**Halley.** Light geranium pink. 10c each, \$1.00 per doz.

**Mrs. Francis King.** Jasper red, splashed deeper red. 10c each, \$1.00 per doz.

**Mrs. Frank Pendleton.** Bright rose pink, large blotch of richest carmine red on lower petals. 10c each, \$1.00 per doz.

**Niagara.** Flowers extra large, cream shading to canary yellow. 10c each, \$1.00 per doz.

**Panama.** A magnificent pink, immense flowers, 10c each, \$1.00 per doz.

**Prince of Wales.** Delicate salmon rose, one of the finest. 10c each, \$1.00 per doz.

**Wilbrink.** Large flowered, light pink, crimson penciling. 10c each, \$1.00 per doz.

**GLOXINIAS**

Crimson Royal, Duchess of York, Meteor. Scarlet, white, purple, each 35c.

**HYACINTHS**

Plant in the open ground, in good rich soil, from October to January, covering to the depth of from four to six inches. For pot culture, plant in five-inch pots, leaving one-third of the bulb exposed. Keep in a cool, dark place five or six weeks till

roots are fully developed, then gradually inure to the light.

In glasses, fill the glass with water so as to nearly touch the base of the bulb. A piece of charcoal the size of a walnut, put into the water, will keep it pure and obviate frequent changing.

**Named Single Hyacinths, all Bulbs. First Size**

- Gertrude. Deep pink.
- King of the Blues. Dark blue.
- Gigantea. Light pink.
- La Victoire. Bright red.
- Grand Maitre. Medium blue.
- Innocence. Pure white.
- City of Haarlem. Yellow.
- Lord Balfour. Purple.
- All 20c each, \$2.00 a dozen.

**SPANISH IRIS**

Spanish Iris succeed remarkably well in California, and are the easiest culture. The bulbs may be planted from October to December, in any good, light soil, three to four inches deep and six inches apart. The flowers are on long stems and are almost equal to orchids for richness and variety of color. They last a long time in water and are largely grown by florists for cut flowers. Each 10c; doz. 75c, 100 \$5.50.

**NARCISSUS OR DAFFODIL**

All Bulbs First Size.

The Narcissus is one of the most beautiful, useful and easiest grown of all the bulbous flowering plants. They are very popular as cut flowers, because of their splendid keeping qualities and fragrance. They may be grown in beds, borders or planted in a shrubbery border and allowed to naturalize, and while preferring partial shade will thrive in full sun. The bulbs may be planted from October to the last of January in good garden soil, covering to a depth of about five inches. Polyanthus, the Paper White Grandiflora may be grown in water.

**Emperor.** Enormous brilliant yellow trumpet, 10c each, \$1.00 doz., \$7.50 100.

**Empress.** Trumpet of rich yellow, perianth of pure white, 10c each, \$1.00 doz., \$7.50 100.

**Von Sion.** (double daffodil). Large golden yellow, 10c each, \$1.00 doz., \$7.50 100.

**Paper White.** Large flowered, producing immense clusters of large pure white, star shaped flowers, 10c each, 75c doz., \$5.00 100.

**Poeticus Ornatus.** Pure white, with orange red cup, fine for forcing, 10c each, 75c doz., \$5.00 100.

**JONQUILS**

Fine for cut flowers, very fragrant and graceful. Easily forced and grow well in open ground. Plant in any good garden soil from beginning of October to January, covering the bulbs to a depth of about three inches.

**Campernelle Odorus Regulosus.** The largest and finest of all Jonquils, rich yellow with wrinkled cup, 75c doz., \$5.50 100.

Jonquils. Sweet single, 75c doz., 5.50 per 100.

**LILY**

Lillies require good, rich soil, with thorough drainage, planting the bulbs about 8 inches deep and 18 inches part.

**L. Giganteum** (Easter Lily) Ready about November; other varieties about the middle of December. They bloom as follows:

**Giganteum** in April and May; other varieties in July and August.

**Auratum.** "Golden Banded Lily," the finest and most magnificent of the genus. Flowers white, spotted crimson with a distinct golden stripe running through each petal. First size bulb, 40c each.

**Giganteum.** Large flowering, pure white lily of strong and healthy growth, can be forced into bloom for Easter, 40c each.

**Rubrum.** White shaded with rose and spotted with crimson, 40c each.

**Tigrinum.** "Tiger Lily," orange and spotted black, very showy, 25c each.

**MONTBRETIA**

Montbretia *Crocsmiaeflora*, long spikes of showy, orange-colored flowers, spotted with purple, brilliant and showy, 35c doz.

**ORNITHOGALUM  
(Star of Bethlehem)**

Arabicum, beautiful variety throwing a tall spike of numerous star-shaped flowers, with a jet-black center and having a distinct aromatic perfume, decidedly pretty when grown in the garden. Large size. each 10c: doz., \$1.00.

**RANUNCULUS**

The Ranunculus produces strikingly beautiful flowers of every imaginable shade from bright vermilion to pink, yellow and pure white. The plants are free bloomers and useful for cut flowers.

Before planting the roots soak them in water for two or three hours; this causes them to swell to full size. Plant them in a good, rich soil, claws downward, six to eight inches apart each way and cover the roots with two inches of finely sifted soil.

French double and semi-double mixed, 75c doz.

**SPARAXIS**

A small bulbous plant bearing flowers similar to an Ixia; only the plants are more dwarf and the flowers slightly larger. There is a wide range of color and they make very attractive bedding plants, 10c each, 75c doz.

**SNOWFLAKE**

Lencojum Vernum. Very early and fine for cutting, flowers white with green tips, 5c each, 50c dozen.

**TUBEROSE**

Dwarf Double Pearl. Blooms in midsummer, about 2 ft. high, flowers pure white, wax like, very fragrant. Bulbs ready in February, 15c each, \$1.50 doz.

**TULIPS**

For many years it was considered almost impossible to grow tulips successfully in Southern California, but of late years it has been demonstrated that the late flowering varieties can be grown here with the very best of results. A shady or partially shady situation is preferable, and they thrive best in a sandy soil, well enriched with plenty of rotten manure. The bulbs should be covered about five inches deep, and may be planted from October to January, though early planting is advisable.

We carry a large stock of the Long Stemed Darwin Tulip in about eight named varieties of different colors at 10c each, \$1.00 doz.

**WATSONIA**

A beautiful flower from South Africa. Plants grow from 3 to 5 feet high, and produce great spikes of large flowers, which are especially valuable for cutting, lasting a long time in water.

Pure White, 10c each, \$1.00 doz.

Pink, 10c each, \$1.00 doz.

**RAFFIA, STAKES, POTS, MOSS, ETC.**

**PLANT STAKES**

Square

24 inch, per doz., 25c; per 100.....	\$2.00
36 inch, per doz., 35c; per 100.....	2.50
5 foot, per doz., 75c; per 100.....	5.50
6 foot, per doz., \$5.50; per 100.....	7.50

8 inch .....	.20	2.00
9 inch .....	.25	2.75
10 inch .....	.30	3.00
12 inch .....	.50	....
14 inch .....	.60	....

**BAMBOO STAKES**

4 feet, per doz., 30c; per 100.....\$2.00

Special prices when ordered in larger quantities.

**FLOWER POTS (Packing at Cost)**

	Each.	Per doz.
2 inch, 2 for.....	\$0.05	\$0.25
2½ inch, 2 for.....	.05	.30
3 inch, 3 for.....	.10	.35
4 inch, 2 for.....	.15	.60
5 inch 2 for.....	1.5	.60
6 inch .....	.15	1.25
7 inch .....	.20	1.90
8 inch .....	.30	2.75
9 inch .....	.40	4.00
10 inch .....	.50	....
12 inch .....	1.00	....
14 inch .....	2.00	....

**FLOWER POT SAUCERS (Packing at Cost)**

	Each.	Per doz.
4 inch, 3 for.....	\$0.10	\$0.40
5 inch, 2 for.....	.15	.70
6 inch .....	.10	1.00
7 inch .....	.15	1.25

**THE "BOSS" TREE PROTECTOR**

Made of Yucca, it is a perfect protection against rabbits, borers, grass-hoppers, etc. Not effected by sun or rain. Ready for immediate use. Is quicker to put on than any other protector. Open grained, allowing free air circulation. Guaranteed to give satisfaction.

**Price List**

14 inches long, 7 inches wide....	\$1.40 per 100
16 inches long, 7 inches wide....	1.50 per 100
18 inches long, 7 inches wide....	1.75 per 100
24 inches long, 7 inches wide....	2.00 per 100
30 inches long, 7 inches wide....	2.25 per 100

**WIRE HANGING BASKETS**

8 inch.....	\$ .60
10 inch.....	.70
12 inch.....	.90
14 inch.....	1.00

**COLORED AND NATURAL RAFFIA**

We carry at all times a large supply of natural and colored raffia for basket making, etc., put up in bundles of different sizes, from 10c up.

Also a full assortment of different sizes of Reed for Basket making, put up in 10c bundles and 1 lb. bundles.

No. 1 Reed.....	\$1.80	postpaid
No. 2 " .....	1.70	"
No. 3 " .....	1.60	"
No. 4 " .....	1.55	"
No. 5 " .....	1.20	"
No. 6 " .....	1.15	"

See Our Ornamental Pottery and Jardiniers.

# GARDEN SPRAYING GUIDE

For Price on Different Materials Mentioned, See Page 40

## ROSES

**Rose Aphid.** In spring and summer spray with solution twenty drops Black Leaf "40" to one quart of Whale Oil Soap and water, or Nicotine Spray two tablespoonfuls to one quart of water.

**Mildew.** Dust with dry powdered sulphur, preferably first thing in the morning while the plants are damp with dew.

A good general treatment for roses is 2 parts sulphur, one part Arsenate of Lead, to be applied early in the morning.

## SWEET PEAS

**Aphid.** Spray with solution of Black Leaf "40" or Nicotine Spray given for Roses.

**Mildew.** Same treatment as for Roses, or Lime Sulphur Solution, 1 part to 40 parts of water.

## SNAILS

Calcium Arsenate ..... 1 lb.  
Course Bran (Red).....16 lb.

Mix calcium arsenate and bran together thoroughly, when dry, then moisten with sufficient water to make a stiff mash that does not ball. Do not make too wet. Scatter this material as evenly as possible over the area to be poisoned, as a farmer sows grain. Cover every square foot, walks, lawns, plants, etc., and nooks and corners—except where there is danger of burning. Very tender foliage is liable to burning or spotting, so in the case of choice or rare plants it is safer to put the bran on the ground under the plants affected by snails, or where they crawl.

Scatter the poison late in the evening, after thoroughly wetting down the entire premises with the hose or after a rain. Then sprinkle lightly just before dark for the next two to seven days. This keeps the poison soft and also brings the snails into action during the night.

As snail eggs may be in the ground it will be necessary to repeat the poisoning after about four months.

If adjoining premises are infested with snails they will invade grounds poisoned, after about two weeks. Get your neighbors to co-operate by showing them your dead snails.

For slugs add 1 quart of cheap molasses to the water used in mixing the ingredients (1 quart for 16 lbs. of bran or 1 pint for 8 lbs.)

## VEGETABLES

**Asparagus Rust.** Spray with Lime Sulphur Solution, 1 part to 40 parts of water, or Bordeaux Mixture, 1 heaping tablespoonful to 1 quart of water.

**Green Worm on Cabbage, Cauliflower, etc.** Spray with Arsenate of Lead, ½ tablespoonful to 1 quart of water before plants start to form heads.

**Aphid or Plant Lice on Cabbage, Cauliflower, Kale, Brussel Sprouts, etc.** Spray with Black Leaf "40", twenty drops to 1 quart of Whale Oil Soap and water or Nicotine Spray, two tablespoonfuls to 1 quart of water.

**Mildew on Peas.** Dust with dry sulphur or spray with Bordeaux Mixture, 1 tablespoonful to 1 quart of water.

**Melon Blight.** Spray the hill freely with Bordeaux Mixture so that the solution will follow the stem several inches below the surface. This should be done as a precaution as well as a remedy.

**Bordeaux Mixture,** 1 tablespoonful to 1 quart of water.

**Cut Worms.** Mix 1 lb. Paris Green in 10 lbs. of bran. Add one quart black starr molasses and two lemons chopped fine. Mix the whole to a crumbly mass and scatter in the field.

**Grass Hoppers.** Same as for cut worms.

**Tomato Worms.** Pick off by hand or before fruit is half grown. Spray with Arsenate of Lead solution three to four level tablespoonfuls to one gallon of water.

**Tomato Blight.** Same treatment as above for melon blight.

**Nematode.** Plant the infected land to Barley or Grass for three seasons. Apply sulphur, 1 pound to 100 square feet.

**Cucumber Beetle.** Spray with Arsenate of Lead, ½ tablespoonful to 1 quart of water, or dust with 1 part Arsenate of Lead to ten parts of Hydrated Lime.

**Onion Thrips.** Spray with Black Leaf "40" 20 drops to 1 quart of water or Nicotine Spray, two tablespoonfuls to 1 quart of water.

**Melon Aphid.** Same treatment as for Onion Thrips, above.

**Potato Bug.** Spray with Arsenate of Lead, 1½ tablespoonfuls to 1 quart of water.

**Potato Scab.** Dip potatoes, before cutting, in solution of Formaldehyde, 1 pint to 25 gals. water. Soak for two hours.

## CITRUS TREES

**Scales.** For Black, Red, Yellow, Citrocola Scale and Mealy Bug, spray with Rosin Spray, 1 pound to 2½ gallons of water, or Lime Sulphur Solution, 1 part to 40 parts of water.

**Red Spider.** Spray with Lime Sulphur Solution, 1 part to 40 parts of water or dust with Anchor Brand Sulphur.

**Aphid.** Spray with Black Leaf "40", 1 teaspoonful to 1 gallon water or dust with Nico Dust.

**Gum Disease.** Scrape gum off trunk of tree and smear on a paste of Bordeaux Mixture.

## DECIDUOUS TREES

**Curly Leaf.** Spray with Lime Sulphur Solution about Dec. 15th, while trees are still dormant, 1 part Lime Sulphur to eleven parts of water. After leaves come out dilute 1 part Lime Sulphur to 40 parts water.

**Codling Moth.** Trees should be sprayed when the first blossoms start to fall with Arsenate of Lead, 2 level tablespoonfuls to 1 gallon of water.

**Woolly Aphid,** also Black Peach Aphid. Spray with solution, 1 teaspoonful Black Leaf "40" and ¼ pound whale soap to 1 gallon of water. Soak the same solution into the roots.

**Climbing Insects.** To prevent ants and other insects from entering trees. Apply Tree Tanglefoot near base of trunk.

## MISCELLANEOUS

### Ants.

Use Antrol, a poisoned syrup made from U. S. Government formula, and used in patent glass containers. Best remedy on the market. Ask for explanatory leaflet.

**Gophers.** Use Gopher Scent, Traps, or Never Fail Gopher Gun.

**Squirrels.** Use Poisoned Barley.

**Chicken Lice.** Spratt's Louse Powder.

**Flies—No-More Fly.**

All Our Packet Seeds Are Put Up From Bulk.

# Insecticides and Fungicides

The manufacture and sale of spray material for the protection of growing plants is one of the coming big industries. Horticultural Commissioners throughout the country are demanding that all fruits and produce of all kinds shall be free from pests and disease and you can only secure the right kind of produce by spraying at the right time and using the right kind of material for the pests and diseases that infest your plants and trees.

We carry the largest and most complete line of spray material and accessories in this city and are ready at all times to assist you in the selection of your requirements.

**Black Leaf Forty.** A concentrated solution of Nicotine Sulphate with 40% Active Ingredient. A most popular article for the destruction of Black Aphid, Mealy Aphid, Woolly Aphid, Apple Red Bug, Green Apple Bug, Leaf Hopper and Leaf Miner. Price: 1 oz. bottle 35c, ½ lb. can \$1.25, 2 lb. can \$3.50, 10 lb. can \$13.50. This article is a poison and is not mailable.

**Bluestone.** We carry only a high grade eastern Bluestone. This material is used for making Bordeaux Mixture as a spray for plant diseases, in the chicken house, etc. It is also used as a preventive for barley and wheat smut, by soaking the seed in a solution of one pound to five gallons of water for ten minutes. Per pound 20 cents. Write for prices in larger quantities. Can be sent parcels post.

**Lemon Oil Insecticide.** A spray preparation very successful for destroying scale. Price: ½ pint 50c each, 1 pint 80c each.

**Lime and Sulphur Solution.** One of our largest selling and most popular sprays, especially recommended for Leaf Curl, Peach Blight, San Jose Scale and Red Spider. For dormant stock dilute one to eleven parts of water. All other spraying dilute one to forty parts water. Price: 1 quart 40c each, 1 gallon \$1.00 each, 5 gallon can \$3.00 each. Special price on 50 gallon barrels. All prices F. O. B. our store. Not mailable.

**Carbon Bi-Sulphide (Liquid).** For exterminating gophers, squirrels, ants or any vermin that live under the ground. Saturate cotton or other absorbent, put deep in hole and close all openings. For ants, pour into the openings. For weevil in grain, put grain in air-tight chamber; for 100 cubic feet of space use ½ pint Carbon Bi-Sulphide, saturate it into any absorbent so that it will evaporate quickly; close the chamber tightly for three or four hours. It is not necessary to remove the grain from the sacks. Notice: It is very combustible. Do not smoke or have fire near while handling. Pint 40c. Cannot be sent by mail.

**Nico Dust, Ortho Brand, 10% Nicotine Sulphate.** Very effective for dusting on Melon and Pea Aphid. 25 lb. drums \$6.75, 50 lb. drums \$13.00, 100 lb. drums \$25.00 F. O. B. San Diego.

**No More Fly.** Sure death to flies, moths, roaches, bed bugs, etc. Pint can 65c, quart can \$1.25, ½ gallon can \$2.00, 1 gallon can \$3.50.

**NICO GARDEN DUST,** prepared for the home garden where fruit trees, roses, sweet peas and general garden truck are grown. For the control of insects, mildew, leaf cutting insects and other pests commonly found in the garden. (8 oz. carton 40c) (2 lb. pkg. 80c).

**Corona Bordeaux Mixture.** It is a very fine powder that mixes perfectly with water and is the ideal spray for practically all plant diseases. It can be used also with great success against gum disease of citrus trees by simply adding sufficient water to make a paste. It is also the first successful dusting powder on the market. We unqualifiedly recommend this product as being the best possible. ½ pound size 25c, 1 pound size 40c, 5 pound size \$1.75. For larger quantities write for prices. Can be mailed.

**Formaldehyde.** It is of pronounced efficiency in destroying disease germs, affecting both animal and plant life, and is a successful preventative of fungus as scab, rust, smut, etc. The dilution used is one pound (pint) Formaldehyde to 25 or 30 gallons of water; ½ pound bottle (½ pint) 40c, 1 pound bottle (1 pint) 75c. Cannot be mailed.

**Rosin Spray.** A very satisfactory preparation for the destruction of scale on all plants. Price: 1 lb. size 35c each, 2 lb. size 60c each. Postage extra. Larger sizes. Price on application.

**Sulphur. Anchor Brand.** A 100% pure Flower of Sulphur and the most popular brand with the gardener and vineyardist. Price on application.

**Toro Brand.** Best grade for using in the soil as a fertilizer and germ destroyer. Price on application.

**Volck Concentrate.** For scale insects, mealy bugs, white flies, red spider, San Jose scale, greedy scale, red scale, rose scale. Pints 45c, Quarts 75c, Gallons \$2.25. Also 28 gallon drums. Write for price.

**Tobacco Dust.** Used as a dust for lice on rose bushes. Per pound 15c, 5 pounds 75c. Can be mailed.

**Tree Tanglefoot.** For protecting trees against climbing insect pests in a simple, economical, and effective way, use Tree Tanglefoot—a sticky substance applied directly to the bark of trees. One application remains sticky on the trees three months fully exposed to the weather. Easily applied with a small wooden paddle: 1 lb. will spread 8 feet long by 5 inches wide, 1-16 inches thick. Will stay on trees three months. 1 lb. can 55c, 5 lb. cans \$2.50, 10 lb. cans \$4.75. Mailable.

**Slug Shot.** A fine powder used either in sprayer or duster, thoroughly reliable in killing currant worms, potato bugs, cabbage worms, slugs, etc. Also aids the prevention of blights. 1 lb. package 25c, 5 lb. package 80c. Can be mailed.

**Corona Arsenate of Lead.** For all leaf eating insects, ½ lb. 25c, 1 lb. 45c. Large sizes, prices on application. Cannot be mailed.

**Calcium Arsenate.** Used in conjunction with bran as a snail killer. ½ lb. 25c, 1 lb. 45c. Write for quantity price. Cannot be mailed.

## CARBOLA

### The Disinfecting Germ-Killing White Paint

Carbola saves time, money and labor—it paints and disinfects at one operation. It is a finely powdered mineral pigment combined with a germicide 20 times stronger than pure carbolic acid—but is neither poisonous nor caustic. Carbola makes everything clean, white and absolutely sanitary. It stays white and has no disagreeable odor. Use Carbola instead of whitewash on poultry houses (inside and out), dairies, outhouses, hog pens, etc. By disinfecting and painting at the same time Carbola reduces labor costs—the big expense item on the farm—and gives much better results than whitewash.

### WILL NOT BLISTER, FLAKE OR PEEL OFF

Carbola can be put on with a brush or with a spraying machine. It will not blister, flake or peel off no matter how many coats are put on. Carbola can be applied to wood, brick, stone or cement, plaster board, tar paper, or other white wash or oil paint surfaces.

Carbola is an efficient and economical aid to the dairyman. It keeps the stables clean and sanitary and kills fly eggs, prevents germs and disease from getting a start in the herd. Carbola can be sprinkled or sprayed onto cattle and brushed through the hair to kill lice. It can also be sprayed on the floor and in the manure drain. Used on the walls it will keep stables clean, sweet smelling and

sanitary.

The most troublesome of all external parasites on poultry is the common chicken mite. Mites multiply very rapidly and often cause serious losses before their presence is discovered. They sometimes become so numerous they kill some of the flock, and their presence always reduces egg production, and affects young chickens so they fail to make a normal growth. Other times the mites are not so numerous as to injure the hen, but prove deadly to the little chicks. 10-lb. pkg. \$1.50; 50-lb. pkg. \$6.25.

**Nicotine Spray.** Already mixed with soap. All you have to do is add the water. Good for aphids, etc. 6 oz. can 35c, pt. cans 60c, qt. cans \$1.00. Larker sizes, prices on application.

**Miscible Oil.** Recommended as a scale spray. Pt. cans 30c, qt. cans 50c. Larger sizes, prices on application.

**Whale Oil Soap.** We now have the true Whale Oil Soap, which has the advantage of readily dissolving in cold water as well as being a better spray. Very good for using in conjunction with Black Leaf “40”, etc., to act as a spreader, also as a scale spray. 1 lb. cans 30c; 5 lb. cans \$1.25. Can also be obtained in 10, 25, 50, 125, 200 and 400 pound sizes. Prices on application. Can be mailed.

**Poisoned Barley.** Manufactured under U. S. Government formula. A first-class article for destruction of squirrels. Price: 1 lb. size 50c, 5 lb. size \$2.00. We can secure this in 25, 50 and 100 lb. sizes. It is a poison and not mailable.

**Gopher Scent.** Poisoned wheat, barley, oats. Positively attracts and destroys gophers and squirrels. 7 oz. package 35c, 12 oz. 50c, 29 oz. \$1.00. **Cannot be mailed.**

**Lime Hydrated.** This is a fine powdered Lime, slacked by steam. Mixed with water, this makes an excellent preparation for white washing and disinfecting of all kinds. (4 lb. cartons, 25c each) May be sent by mail, postage extra.

**Sherwin Williams Paris Green** has by years of use proven its quality. It has become the standard Paris Green everywhere. It is light and fluffy, insuring good suspension in the spray tank and thorough covering the foliage; contains approximately 56% arsenious oxide and less water soluble arsenic than is allowed by law. It is one of the safest and most effective Paris Greens on the market today.

**Directions for use:** Four to six ounces to fifty gallons of water. Or two teaspoonfuls to one gallon of water. For cut worms and grasshoppers add one tablespoonful of Paris Green to ten pounds of bran and spread about the base of the plants. It is always well to add ¼ lb. Paris Green to each barrel of Bordeaux when spraying tomatoes. (¼ lb. pkgs. 25c) (½ lb. 50c) (1 lb. 75c). Write for quantity price. **Cannot be sent by mail.**

**Soluble Sulphur** is very penetrating—going through and through all scale and insect crusts; whereas the lime in the Lime Sulphur solution solidifies and neutralizes the sulphur. Especially recommended for “Red Berry” on Blackberries. 1 lb. can 30c, 5 lb. can \$1.50, 10 lb can \$2.50. Postage extra. Write for price on 100 lb. drums.

## FERTILIZERS

Write for Quantity Prices on All Fertilizers Prices on Fertilizers are F. O. B. Store

### Nulife Lawn and Garden Fertilizer

The verdict of all who have used the Nulife Lawn and Garden Fertilizer is that it is the most complete and satisfactory Lawn Dressing ever placed on the market. It is manufactured expressly for us and we guarantee that it contains all the elements required and in the proper proportions to produce a luxuriant growth. It is a clean, practically odorless material and can be applied without offending one's sense of smell or sight. Being quick in action the effect can be noticed within a very short time by the rich, green coloring and that velvety appearance so much sought after. After applying, the sprinkling of the hose brings it down to the roots of the grass, stimulating them to greater activity, and producing a thick sward and a firm growth which remains so throughout the season. Its superiority over stable manure can scarcely be estimated, as the latter, in addition to disfiguring the lawn by its unsightly appearance, also gives out an unpleasant odor, and always contains weeds and other undesirable seeds. Great care should be taken to distribute the Fertilizer evenly and in no greater quantities than recommended. It can be applied at any time during the year, but never while the grass is wet. This material is equally suitable for flower beds, or the home truck garden. 10 lb. pkg. 70c.

25 pound sack for 750 square feet.....\$1.25  
50 pound sack for 1500 square feet..... 2.25  
100 pound sack for 3000 square feet..... 4.00

**Write for Nulife Pamphlet**

Nulife Fertilizer is just as successful for the growing of Flowers and Vegetables as it is for lawn purposes and can be used economically by putting a little of it in trenches beside your growing plants or working it in the soil before you sow your seed. **Caution**—Do not put it against live plants, as it will burn them. Let the plants absorb it through the soil.

Nulife Fertilizer has enough nitrogen, phosphoric acid and potash to insure growth, productivity and vigor and is a well balanced plant food.

**Nulife Flower and Fern Fertilizer.** A highly concentrated complete fertilizer to be used in small quantities. It gives most satisfactory results. 15c pkg.

**Nitrate of Soda.** This article is used to stimulate and force the growth of slow growing plants and should be used with caution. It is usually applied by dissolving a handful in a pail of water and then work it in the soil around the plant. Price per lb. 20c. Postpaid. **Write us for quantity price.**

**Bone Meal.** A slow releasing fertilizer used when quick results are not necessary. **Write us for price.**

## STIM-U-PLANT

AN ALL-THE-YEAR FERTILIZER FOR GARDEN AND HOUSE PLANTS

Growers of fine flowers, shrubs and vegetables for the best markets and for exhibition, fertilize and stimulate them frequently, a little at a time. An excellent fertilizer for this purpose is Stim-U-plant, an odorless, highly concentrated plant-food, in tablet form, with guaranteed chemical analysis of 11 per cent nitrogen, 12 per cent phosphoric acid, 15 per cent potash.

These tablets increase production, heighten color and improve quality immediately. Many professional and amateur growers use them extensively all the year around—from early spring until late fall outdoors, during the winter for pot plants, hot-house benches, etc. They are as fine for evergreens and other trees as for all garden and potted plants.

EASY TO USE

Simply insert tablets in soil near plants, or dissolve in water at the rate of four tablets to the gallon and apply as liquid manure. Complete directions with every package.

Order Stim-U-plant tablets with your seed and plant orders. Price, trial size, 15 cts., small size, 25 cts., 100 tablets, 75 cts., 1000, \$3.50.

## FARMOGERM, A SEED INOCULANT THAT INCREASES CROP PRODUCTION.

Seeds of all legumes—beans, peas, clover, alfalfa, and related crops—will produce far better if inoculated with **Farmogerm**. In addition to the increased crops, these legumes leave in the soil a heavy deposit of nitrogen which benefits all succeeding crops. Gardeners and farmers who have used **Farmogerm** would not be without it.

### FARMOGERM IS THE "ALWAYS FRESH" SEED INOCULANT

Because of the method of sealing the bottle—a patented stopper which admits filtered air and keeps out all impurities—**Farmogerm** is just as good in three or four years as when first bottled. The bacteria in **Farmogerm** and other inoculants of like character are living organisms, feeding on nitrogen in the air—without air, they cannot live. If tightly sealed, the bacteria gradually become weaker and weaker until they are worthless. That is why many inoculants have to be replaced before they are six months old.

### FARMOGERM STAYS GOOD INDEFINITELY

**Farmogerm** keeps for years and years. Enough air seeps through the plugs to keep the bacteria in good health, yet all impurities are excluded. Other inoculants get weaker each day—**Farmogerm** always has its full strength. Just add water and shake the bottle and sprinkle over seeds as directed. Your crop will benefit beyond your expectations.

No other inoculant on the market is so strong and virile; no other inoculant will thoroughly inoculate as much seed. The one-acre size bottle of **Farmogerm** is sufficient for 15 pounds of clover, 20 pounds of alfalfa, 100 pounds of Canada field peas, 60 pounds of vetch, etc. A different culture is required for each crop. Be sure to state what crops you wish to inoculate.

### THE NEVER-FAIL GOPHER GUN AND BURGLAR ALARM

For the Positive Destruction of Gophers, Moles, Squirrels; Rats and Other Burrowing Pests. Price \$1.75. Postpaid.

# HOTKAPS

TRADE MARK



### PABCO PRUNING PASTE

In the pruning of trees, when the limbs are sawed off, the woody structure is left exposed. This wound is a possible gathering place for fungus growths and insects.

Pabco Pruning Paste, if applied to the saw cut as soon as possible after pruning, insures successful healing.

Price, quarts 50 cents; gallons \$1.80.

### BUDDING CLOTH

A cloth treated with resin and beeswax, useful for all budding and grafting purposes. Put up in  $\frac{1}{2}$  square yard and 1 square yard. The prices are respectively 40 cents and 75 cents.

### GRAFTING WAX

A Lion Brand preparation for healing wounds on trees, caused by pruning. Very excellent also for spreading around the graft in grafting propagation. Three sizes: pound 60 cents,  $\frac{1}{2}$  pound 35 cents and  $\frac{1}{4}$  pound 20 cents.

A new invention that is taking the market gardeners by storm. So constructed that the wind cannot blow these plant covers away, because the machine places dirt around the edges. They are already folded ready for use. One man can do the work of four. After setting, the field looks uniform, like a well kept garden. Hot Kaps are now made in two sizes,  $9\frac{1}{2}$  inches diameter, \$6.50 per 1000; 11 inches diameter, \$7.00 per 1000. Machine for setting and carrying covers, \$4.50. Write for prices in larger quantities.

Vegetable Planting Chart on page 2



### HUDSON PERFECTION SPRAYER

The Perfection Sprayer combines all the essential features of a successful high pressure sprayer. It is a practical sprayer for use around the house, yard or garden; in orchards, vineyards, and truck farms; in onion, melon, potato and cotton fields; around the barn, hog pen, poultry house, etc. Handles whitewash and cold water paints in a most satisfactory manner.

Tank is made of either brass or copper-bearing galvanized steel sheets, with all seams riveted and soldered. Capacity 4 gallons. Guaranteed to give entire satisfaction. Shipping weight 12 pounds.

No. 110-G Perfection, galvanized tank. Price each \$7.50.

No. 110-B Perfection, brass tank. Price each \$10.00.

### HUDSON JUNIOR SPRAYER

The Junior Sprayer is made for the man who needs a high pressure compressed air sprayer smaller than the Perfection. It is particularly adapted for the back yard garden, small truck farm, or around the chicken house. Can be used for the same work as the larger models, but will require more frequent filling. Very desirable for women or workmen who prefer to carry a lighter load.

Tank is made of either brass or copper bearing galvanized steel sheets, capacity approximately 2½ gallons. Shipping weight 9 pounds.

No. 140-G Junior, galvanized tank. Price each \$6.00.

No. 140-B Junior, brass tank. Price each \$7.50.



### HUDSON EXTENSION ROD



No. 175B (top illust'n) No. 177B (lower illust'n)



An extension rod adds very greatly to the usefulness of any compressed air sprayer or bucket pump. Permits spraying low-lying plants or shrubs and when used with our No. 140 Aphis Fitting, under surface can be thoroughly treated as well. Furnished in brass with ¼ inch pipe threads.

No. 175B. 2 ft. Brass Extension Rod, each.....\$ 70

No. 177B. Brass Aphis Rod, each..... 1.75

The Misty is a universal favorite for use and around the house, yard, garden, chicken house, etc. Pump made of heavy tin. Tank either heavy tin or galvanized sheet as ordered. Construction combines strength, simplicity and neatness.

No. 452—Misty, heavy tin.....\$ .50

No. 452G. Misty, galvanized tank..... .75

Capacity one quart.

### HUDSON MIDGET SPRAYER



Used extensively for spraying all kinds of household products, moth killers, bug poisons, fly solutions, polish, etc. Also suitable for any kind of spraying on a small scale. Capacity one pint. 35c each.

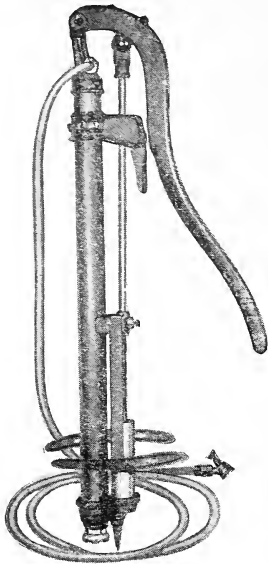
### HUDSON POWDER SPRAYER



The Powder Sprayer may be used in the home with Fly and Roach Powders, in the back yard garden with insecticides in powder form, in the poultry house with Lice Powders, etc. Made of heavy tin, with cap 2 inches in diameter for ease of filling. Capacity one quart.

No. 667—Powder Sprayer. Price each 75c.

**HUDSON BARREL SPRAY PUMP**




This pump will meet all requirements of a perpendicular barrel pump. It is powerful, light and durable, and will maintain a working pressure of 200 pounds. Has ample capacity for two lines of hose if desired. Because of its high pressure, it is particularly adapted to orchard and vineyard work; also white-washing, cold water paints, disinfectants, etc.

Unbreakable pressed steel handle, brass cylinder, special plunger leather, brass ball valves, and dasher type agitator. Attachment for fastening to side or chime of barrel furnished unless otherwise ordered.

No. 4A. Pump as shown with 12½ feet ½-inch hose and Ideal angle nozzle. Shipping weight 33 pounds (no barrel). Each \$17.50.

We advocate purchase of extension rod and shutoff for white-washing, orchard work or reaching out of the way places.


**HUDSON MODOC SPRAY PUMP**



The Modoc is unequalled for applying white-wash, Carbola and similar preparations in the poultry house and barns. May also be used for spraying fruit trees, garden truck, ornamental shrubs; for washing vehicles, windows, etc., or for sprinkling lawns, putting out fires, etc. Made of brass throughout excepting handle and foot rest. Is easy to work and maintains a high pressure and steady discharge with little effort. Shipping weight 6 pounds.

No. 122 Modoc Spray Pump. Price each \$5.00.

**HUDSON IDEAL SPRAYER**



A high pressure, portable outfit. Equipped with regular barrel pump, which develops and maintains 200 lbs. working pressure. Once the desired air pressure has been reached the reserve air pressure tank enables the operator to maintain an even pressure with less effort. In fact, the operator can stop pumping and spray for several minutes before the pressure is reduced to a point where further pumping is necessary. One man can operate it alone.

A practical outfit for whitewash, cold water paint, insecticides stock remedies, dips, etc. Tank—15 gallon capacity, heavy copper bearing galvanized steel. Wheel—20 inches in diameter, 3 inch tire, strong and rigid. Frame—heavy steel tubing reinforced with channel iron braces. Pump—Our regular No. 4. Discharge equipment—12½ ft. ½ inch spray hose, 4 ft. ¼ inch iron pipe extension, Ideal angle nozzle and leakless shut off.

- Each
- No. 33—Ideal Sprayer, complete as shown shipping weight 100 pounds..... \$45.00
- No. 32—Ideal Sprayer without pressure tank and gauge. Shipping weight 80 lbs.. 35.00

**HUDSON SUNSHINE SPRAY**



A light, portable one-man outfit. Price \$18.00 complete.

**See Our Stock of Bedding Plants.**



## BLUE BEAUTY DUST SPRAYER

This reliable machine has no equal in the application of dry insecticides and fungicides.

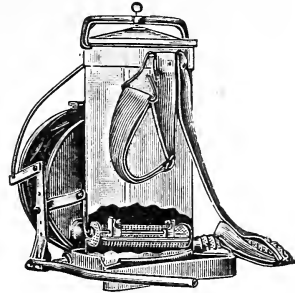
It has a powerful bellows, throwing a cloud 25 feet high; a grinding and sifting device, which grinds and sifts all dusts; an adjustable regulator, accurately governing the quantity of dust discharged, preventing waste of valuable material; applies any kind of dry insecticide, arsenate of lead, Paris green, dry Bordeaux, sulphur, sulphur-nicotine, hydrated lime.

It is very fast. One man will average 15 acres per day in orchard work.

It kills red spider, aphids, codling moth, caterpillar, tomato worm, corn ear-worm, mildew, etc.

ASK FOR DEMONSTRATION

Price, \$18.00.



## The “Success” Bucket Sprayer

The “Success” Spray Pump by its truly excellent qualities is a success, in fact as well as in name. “Nothing succeeds like success.” For the garden, greenhouse and small orchard, this pump is indispensable. It is very useful for washing windows and buggies and putting out fires, as well as for whitewashing poultry houses.

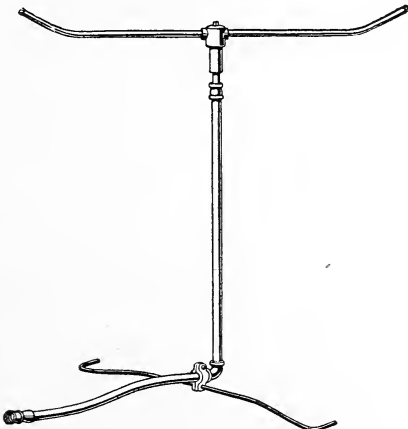
The “Success” Pump has become one of the most popular articles in the shelf-hardware trade where it is also a success in drawing and holding customers. Each “Success” Pump sold causes more sales. The NAME “Success” is a REGISTERED TRADE MARK and is known wherever spray pumps are used.

This pump is fitted with a 3 foot section of Hose and Bordeaux Nozzle. Packed in a cardboard box it makes a compact package which can be sent parcel post. Price \$7.50. Postage extra.

### Special Notice

Owing to conditions, which may arise, beyond our control, the prices in this catalogue are subject to change without notice. As a rule, and whenever possible, we expect to fill orders at prices listed.

## Thompson “Premier” Revolving Sprinkler



No. 127

With 50 pounds pressure this sprinkler will cover a circle 70 feet in diameter.

Galvanized Steel Construction. Bearings, Tobin Bronze to Velvet Babbitt. Height of  $\frac{3}{4}$  in. Standard, 30 inches. Length of Arms over all, 36 inches. Weight, 12 pounds each.

Both  $\frac{3}{4}$  and 1 in. Standard Hose Coupling inc. Price \$7.00 each. Postage extra.

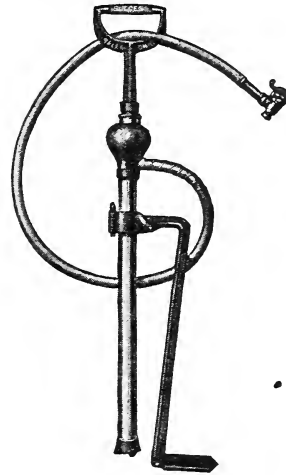


Fig. 659

## Thompson “Junior” Revolving Sprinkler

No. 130

An unusually efficient little revolving sprinkler. With 50 pounds pressure will cover a circle about 30 feet in diameter. The Sprinkler Head is mounted directly upon a zinc base with wire extensions.

Threaded for  $\frac{3}{4}$  in. Standard Hose Couplings. Price \$1.00 each. Postage extra.

No. 131

With 50 pounds pressure will cover a circle 40 feet in diameter. Sprinkler Head is mounted on 3 in. Standard. The Arms are heavier and longer and the base wider than No. 130.

Threaded for  $\frac{3}{4}$  in. Standard Couplings. Price \$1.75 each. Postage extra.

## Thompson “Premier” Revolving Sprinkler

For Lawns, Gardens, Orchards or Alfalfa Fields  
No. 125

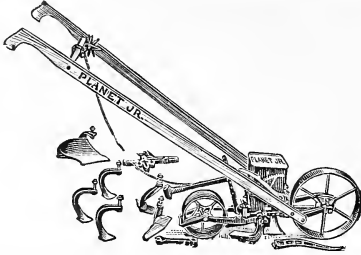
A revolving sprinkler of the very best construction and designed for long service. The head and arms are of finished brass, the bearings, Tobin Bronze velvet Babbitt. With 50 pounds pressure the sprinkler will cover a circle about 50 feet in diameter.

Height of  $\frac{3}{4}$  in. Standard 30 in. Length of Arms over all, 16 in.  $\frac{3}{4}$  in. Standard Hose Coupling. Weight of Sprinkler, 5 lbs.

Price \$5.50 each. Postage extra.

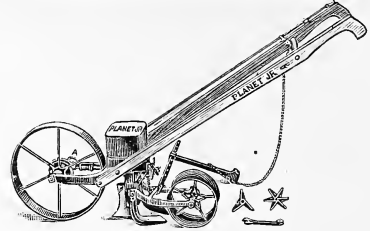
# Planet Jr. Garden Tools

No. 4 Planet Jr. Hill and Drill Seeder and  
Single Wheel Hoe



The most popular combined Seeder and Wheel Hoe in use today. Sows all vegetable seeds in the drill or drops in hills 4, 6, 8, 12 or 24 inches apart. Places the right number of seed at the proper depth. Sows in straight rows giving a uniform stand and making cultivation easier. With the assortment of cultivating attachments it is possible to do plowing, opening and closing of furrows for seeds, fertilizer, etc.; hilling up plants, and general cultivation. Capacity 2½ quarts. The equipment consists of 1 plow, pair of 6-inch hoes, 3 cultivator teeth, leaf lifter. Write us for price.

No. 3 Planet Jr. Hill and Drill Seeder.  
The Market Gardener's Favorite.




Sows all vegetable seeds in drills or drops in hills 4, 6, 8, 12 or 24 inches apart. Sows these seeds at the proper thickness and depth, and economically. Produces a uniform stand and makes cultivation easier. Capacity 3 quarts of seed.

Write us for price.

No. 5 Planet Jr. Hill and Drill Seeder.


Same as the No. 3 except it has a capacity of 5 quarts of seed and the wheel is somewhat larger.

Write us for price.



No. 25 Planet Jr. Hill and Drill Seeder  
Single and Double Wheel Hoe

Here is a wonderful combination of the Hill and Drill Seeder, Double and Single Wheel Hoe which a great many users call the "Complete Gardener". It sows all vegetable seeds as described under the No. 4. Used as a Double Wheel Hoe, it straddles the row, cultivating both sides at one time, until the plants are 20-inches high. Can then be used between the rows. The equipment consists of 1 pair garden plows, pair of 6-inch hoes, 4 steel cultivator teeth, pair of leaf lifters. Write us for price.




No. 157 Planet Jr. Two  
Row Seeder

Many of the No. 157 Two-Row Seeders are in use in California and in other irrigated sections of the west and southwest. They are equipped with the well known Planet Jr. No. 3 Seeding Unit that will sow all vegetable seed at the proper depth and thickness, and economically. It will sow in drills or drop in hills 4, 6, 8, 12 or 24 inches apart. Particularly designed for planting on irrigated beds, the horse walking in the ditch and the seeder sowing on the edge of the beds to the left and right of the ditch. The index permits accurate seeding; the flow of seed is easily shut off when turning, the machine is light for handling, and in every way it is a practical seeder for the large vegetable grower and will save its cost in seed, time and labor within a short time. Write us for price.

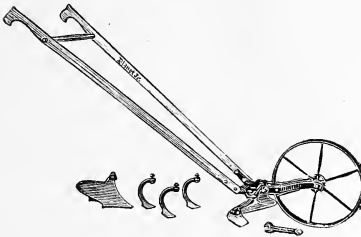
**A Little Good Seed Brings Big Results.**

# Planet Jr. Garden Tools




No. 12 Planet Jr. Double and Single Wheel Hoe.

A very popular combination of Double and Single Wheel Hoe. The equipment of a pair of garden plows, 4 cultivator teeth, and a pair of 6-inch hoes, together with a pair of leaf lifters, enables anyone to do practically all of their garden work including plowing, hilling up plants opening furrows for seed, etc. 15-inch steel wheels. Write us for price.




No. 17 Planet Jr. Single Wheel Hoe

A great favorite among market gardeners and home gardeners. It does practically the same work as a Double Wheel Hoe, but is lighter. With the plow it is possible to do plowing, the 6-inch hoes give clean cultivation and produce a mulch and the 3 steel cultivator teeth do effective cultivating. Write us for price.




We carry in stock at all times a number of extra parts and repairs for all Planet Jr. Hand Tools. If we don't happen to have the particular part you are in need of, in stock, we can get it for you in two or three days.



## SUPERIOR GARDEN PLOW AND CULTIVATOR

To meet the demand from some sections for a Plow and Cultivator with a higher wheel than those we usually carry, and incidentally at a lower price, we offer the Superior Plow and Cultivator which is equipped with a 24-inch wheel. This plow is so constructed that the draft can be changed to suit different soils. It is fully equipped with shovel, calf tongue, wrench, mouldboard, weeder and cultivator. Price \$5.00.



All Canaries Sold as Singers Are Guaranteed.

# Pet Stock Department

## HARRIS'S CANARIES

We have at all times a complete showing of domestic and imported canaries, both male and female. We are exceedingly careful at all times to keep nothing but the very highest grade canaries obtainable for distribution, and can assure you that any of our birds will give complete satisfaction.

First, our imported St. Andreasburg Roller Canaries, with their soft, pleasing, beautiful bell-note that inspires the mind and brings happiness to the heart of everyone that hears them, will surely become a treasure in any home.

The prices of these wonderful songsters are \$15.00. Some extra select at \$25.00 each. The \$25.00 Rollers make wonderful breeders and trainers. The colors of these birds range from pure yellow to a dark green. We can also supply female imported St. Andreasburg Rollers at \$5.00 each.

Second, comes the imported Hartz Mountain Triller, or Warbler Canaries. The song of these canaries is more loud than the Roller but beautiful in its variation. A great many folks like them equally as well as they do the Rollers. The price of these canaries is \$10.00. Extra select for training and breeding purposes at \$15.00.

Third, comes the domestic warbler canary. These birds have a loud song similar to the imported warbler, and are of the same color variations. Our stock are all very good singers and may be kept in a cage in the house or in an outdoor aviary. The price for the male birds is \$7.50. Extra select at \$10.00. Females are prices at \$1.50 each.

We also carry a large stock of fancy birds including: Bullfinches, Brazilian Cardinals, Parrots, Macaws, Black Hooded Nuns, White Hooded Nuns, Orange Weavers, Lady Goulds, Mexican Cardinals, Java Rice Sparrows, Zebra Finches, Strawberry Finches, Paroquettes or Love Birds, Goldfinches, etc.

As the seasons for obtaining the different birds vary, we do not always have all these different kinds in stock, but you will always find at least a dozen different kinds of fancy birds in our cages, including many kinds not listed above.

## BIRD SUPPLIES

**Harris's Mixed Bird Seed.** We make a very nice mixture consisting of 50% recleaned canary, recleaned Millet, Hulled Oats and the large Essex Rape. Price 15c per lb., 2 lbs. for 25c. Larger quantities, prices on application.

**Harris's Roller Mixture.** Consisting of Imported Sweet German Rape and Recleaned Canary. This is especially good for your German Rollers. No waste. Price 25c per lb.

**Harris's Bird Gravel.** Nice clean sand put up in 2 lb. packages for 10c.

**Spratt's Song Restorer.** 15c per pkg.

**Spratt's Mocking Bird Food.** 30c per can.

**Spratt's Bird Tonic.** 15c and 30c bottles.

**H. & H. Medicated Seed.** A general tonic and conditioner. 15c per pkg.

**H. & H. Song Restorer.** Large package 25c.

**Spratt's Ant Eggs,** 50c.

**Spratt's Zeke** (dried flies). 10c.

**Canarydyne,** for colds, asthma, etc. 25c.

**Color Food, Orange.** 25c.

**Color Food, Red.** 25c.

**Spratt's Parrot Mixture.** 20c.

**Spratt's Pollicrackers.** 20c.

**Bird Lice Destroyers,** for dusting the feathers. 25c.

**Bird Manna.** 15c.

**Spratt's Eggflake and Fruit Mixture.** 25c.

**Spratt's Cod Liver Oil Nestling Food.** 15c.

**Spratt's Parrot Tonic.** 30c.

**Canary Leg Bands,** per doz. 30c.

**Harris's Baby Bird Food,** per lb. 50c. A splendid food for soft bill birds as well as baby birds.

We also have a complete line of seed cups, bath dishes, bath houses, extra perches, swings, springs, cage hooks, springs and chains, etc.

Write for Quantity Prices on Bird Seed.

## GOLDFISH, FOODS, ACCESSORIES

Write for Price List.

Today the ornamental Fish has come into its own and no home decorative scheme is considered complete without colorful, fancy shaped fish in attractive bowls or aquariums. Cleanly washed river sand or gravel and some ornamental piece of rockwork should be placed in the bottom. It is also necessary to have some fresh water plants that will grow underneath the water, in order to supply oxygen. Scavengers and snails should be included in the equipment as they clean up refuse that would otherwise decay and spread disaster through the aquarium.

### DECORATIVE FISH

We have a wide assortment of ornamental fish in a varying degree of sizes and color, including Gold Fish, Telescope Eye Fish, Straighttails, Dwarf Transparent, Calico and others. There is a great variation in the color of the Telescope Eye—some are all black, others are black and gold, gold and white, and blue-black and gold. The latter are called Calico fish. The Dwarf Transparent are exceedingly small and only grow to one inch in length. They are transparent and stay near the top of the water. Write for price list.

### FISH FOOD

**Harris's Special Fish Food.**.....10c per pkg.

**Spratt's Aquarium Fish Food.**.....15c per pkg.

**Spratt's Wafer Fish Food.**.....10c per pkg.

### SCAVENGERS

Scavengers resemble snails, but are much smaller in size. Both scavengers and snails are necessary in aquariums as they eat the refuse and keep both water and glass clean. Price on application.


### FISH BOWLS AND AQUARIUMS

We carry a complete stock of fish bowls and aquariums and will be glad to quote on the various kinds and styles.

Spraying Information Page 39.

BIRD CAGES AND STANDARDS

Shown here are a few of the many styles of cages and stands we always have in stock . Come in and see them.



These stands are the very latest in bird cage stand construction and are entirely out of the ordinary in design. They are not bulky and make a pleasing fixture in any home. We might call your attention also to the very low prices of these stands.

KEN-L-RATION

is composed of clean, wholesome meat, the best grade of cereals and Norwegian Cod Liver Oil in exactly the right proportions to make a perfect balanced ration. 20c per can, 6 cans \$1.00, \$7.50 per case.

PUP-E-RATION

is the perfect puppy food. Very rich in protein, calcium phosphate, organic iron, cod liver oil and marrow fat. 25c per can, 5 cans \$1.00.

DELCREO DOG REMEDIES

**Delcreo.** For Distemper, Pneumonia, Black Tongue, Colds, Diarrhoea, Autointoxication and other diseases of germ origin. A powerful non-poisonous germicide in liquid form easily absorbed by the digestive organs. Unequaled as a tonic and conditioner. 4 oz \$1.50, 16 oz. \$5.00.

**Delcreo Tonic and Conditioner.** 2 oz. 75c.

**Soluble Sulphur Compound.** For Canker of the Ear, Eczema, Rheumatism and all blood disorders attributed to acids. A mild antiseptic alterative and blood purifier in liquid form. 4 oz. \$1.00.

**Soluble Sulphur Capsules.** A convenient form of Sulphur Compound. Box of 40 capsules, \$1.00.


**Soluble Bath Sulphur.** For Fleas, Mange, Eczema and all skin diseases. An invigorating, antiseptic bath liquid. Stimulates the skin and hair follicles and gives lustre to the coat. 4 oz. \$1.00, 16 oz. \$3.00.

**Soluble Sulphur Ointment.** For Mange, Wounds, Cuts, Sores, etc. A soothing and healing antiseptic salve. 1 oz. 50c, 4 oz. \$1.50.


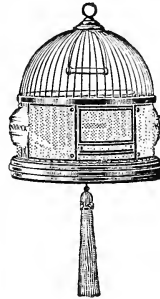
**Sulfminol.** A tonic laxative of pure white mineral oil and Soluble Sulphur Compound. For general and chronic constipation. 4 oz. 50c, 16 oz. \$1.50.

**Delcreo Dog Soap.** For cleansing and stimulating the skin and coat. Will kill Fleas. 4 oz. cake 25c.

The popular style, coming either with the brass, ivory, or white enamel finishes.. Priced from \$3.50.



This two-tone cage, brass and gun metal finish, is surely a beauty.



The Hendryx Breeding Cage is hard to beat, complete in every respect, including the sliding drawer base. Priced from \$5.50 up, according to size.

Cleanliness

Just a word about the cleanliness in regard to your canary or canaries. A canary cannot be expected to keep clean if his cage or aviary is not kept clean. If you use a cage in the house, whenever necessary give it a washing in cold water; (hot water will remove the lacquer of a brass cage). Give the bird or birds a bath daily in summer and twice a week in winter. Take the bath dish out of the cage as soon as the bath is given. Always keep fresh, clean water in the drinking water containers. Use nothing but the very best re-cleaned seeds as feed. You will always find Harris's bird seed clean and fresh. We take the bird's health into consideration when offering our bird seed for sale.

Clean the cage thoroughly daily. Be sure to scrape the perches in the cleaning. Keep a liberal supply of gravel in the bottom of the cage or aviary and be sure that the gravel is not dirty or dusty. By all means, at all times keep your bird out of drafts. Place him in a sunny place whenever possible.

If you want advice concerning your pets, see our salesman who is in charge of this department.

All Canaries Sold as Singers Are Guaranteed to Sing.

**SPRATT'S FOOD FOR DOGS**

**Spratt's "Pupplac"**—A milk powder so treated that there is no possible danger of rancidity. A perfect substitute for the milk of the bitch, for rearing orphan puppies, at weaning time, for the bitch just before and after whelping, and for ailing dogs in sickness or convalescence. Valuable as a food for cats and kittens. In tins, 50c and \$1.00. Postage extra.

**Spratt's Orphan Puppy Food**—Substitute for natural milk. For use when mother is dead or deficient in milk. Puppies should be fed on this food until weaning time. In tins, 60c and \$1.25.

**Spratt's Plain Puppy Meal**—The Standard Weaning Food. This meal should be used before, during and after the weaning period to insure large, vigorous and healthy puppies. Also an invaluable food for dogs of any age out of condition. Bags, 100 lbs. \$12.75; 50 lbs. \$6.50; 25 lbs. \$3.35; 10 lbs. 1.55; 5 lbs. 85c. Cartons 45c. Postage extra.

**Spratt's Pepsinated Puppy Meal**—For Delicate Puppies. Should be used instead of Spratt's Plain Puppy Meal for puppies with weak digestion; is extremely assimilative and will make most unpromising youngsters thrive. In tins, 35c and 70c.

**Spratt's Bone Meal for Puppies**—A great preventive of early weakness in growing puppies; contains all the elements needed to insure vigorous frame; prepared in a form for easy mixing with the staple food or with Spratt's Chemical Food. Tins 50c. Postage extra.

**Spratt's Meat Fibrine Dog Cakes**—For sixty plete and perfect food for puppies from weaning time onwards, and for small breeds as the regular food instead of Spratt's larger Dog Cakes. Bags, 100 lbs. \$13.50; 50 lbs. \$6.75; 25 lbs. \$3.50; 10 lbs. \$1.60; 5 lbs. 85c. Cartons 45c. Postage extra.

**Spratt's Meat Filbrine Dog Cakes**—For sixty years the standard dog food, used by the leading breeders and fed at the principal dog shows throughout the world. The best results are obtained by giving the biscuits dry, not soaked, thereby compelling the dog to gnaw the food and thus producing a copious flow of saliva which materially aids digestino. Bags, 100 lbs. \$12.25; 50 lbs. \$6.50; 25 lbs. \$3.35; 10 lbs. \$1.55; 5 lbs. 80c. Cartons 40c. Postage extra.

**Spratt's Cod Liver Oil Cakes**—Extremely valuable aid to convalescence of sick dogs, for old dogs and for puppies not making due progress. Dogs eat them without coaxing. Bags, 100 lbs. \$13.75; 50 lbs. \$7.00; 25 lbs. \$3.60; 10 lbs. \$1.65; 5 lbs. 85c. Cartons 45c. Postage extra.

**Spratt's Ovals**—The Pocket Dog Biscuit—A small Meat-Fibrine Dog Biscuit, suitable as a staple diet for small dogs and toys, and to be carried in the pocket as an occasional snack when on a ramble with the dog. Bags, 100 lbs. \$13.75; 50 lbs. 7.00; 25 lbs. \$3.60; 10 lbs. \$1.65; 5 lbs. 85c. Cartons 40c. Postage extra.

**Spratt's Rodnim Meal**—The twice-a-week change from hard biscuit diet. Rodnim can be given dry, soaked in water, broth or gravy, or mixed with boiled chopped green vegetables. A fine food for old dogs whose teeth are out of condition. Bags, 100 lbs. \$13.75; 50 lbs. \$7.00; 25 lbs. \$3.50; 10 lbs. \$1.65; 5 lbs. 85c. Postage Extra.

**Spratt's Fibo**—A unique dog food containing a larger percentage of Spratt's world-famous Meat Fibrine. It is very appetizing and highly recommended for shy or dainty feeders. Can be given either dry or soaked. Bags, 100 lbs. \$14.75; 50 lbs. \$7.50; 25 lbs. \$3.85; 10 lbs. \$1.75; 5 lbs. 90c. Cartons 45c. Postage extra.

**Spratt's Bulldog and Terrier Meal**—Breeders of the 'Bull' have largely demanded of us a genuine Meal suitable to the breed. We have kept pace with the demand, and here offer a food which will be found highly satisfactory in its conditioning and muscle and bone-making properties. Remember Spratt's confidently recommend it and that it is devoid of added sugar or chemicals. Bags, 100 lbs. \$13.75; 50 lbs. \$7.00; 25 lbs. 3.60; 10 lbs. \$1.65; 5 lbs. 85c. Cartons 45c. Postage extra.

**SPRATT'S PATENT DOG SOAP (WHITE) FOR FLEAS, LICE, ETC.**

Is of the greatest value to dog owners, as it is

entirely free from poison, and at the same time aids in the destruction of lice and fleas. Moreover, it keeps the skin free from Scurf, aids in the prevention of Mange and certain other skin diseases. No other soap should ever be used in preparing dogs for exhibition; it leaves the coat smooth and glossy.

Spratt's Patent Dog Soap contains no Carbolic Acid or Coal Tar, but is nicely perfumed and produces a fine lather. Recommended by kennel owners throughout the world. Once tried, always used. Price per Tablet, by mail, postpaid 25c.

**Directions:** In using this for the destruction of Lice and Fleas, observe: Use only enough water with the soap to make a good lather, sufficient to saturate the coat and skin, and when it has remained in a minute or so, rinse out.

**SPRATT'S DOG MEDICINES**

Price Includes Postage, Except Where Noted.

- Spratt's Cooling and Alterative Tablets. For heated blood, etc. . . . . \$ .50
- Spratt's Anti-Rickets Tablets. A bone and muscle builder . . . . . .50
- Spratt's Anti-Asthmatic Tablets. For Asthma, etc. . . . . .50
- Spratt's Anti-Vomit Tablets. . . . . .50
- Spratt's Bone Builder. For Rickets, Osteoporosis, etc. . . . . .75
- Spratt's Canine Elixir. For Diseases of the Genito-urinary Organs, etc. . . . . .50
- Spratt's Consumption Capsules. Of great value in the arrest and treatment of this disease. . .50
- Spratt's Chorea Tablets. For Chorea, St. Vitus' Dance, etc. . . . . .50
- Spratt's Chronic Skin Disease Tablets. For obstinate cases of Mange and Eczema. . . . .50
- Spratt's Cough Tablets. Generally effect a quick cure . . . . . .50
- Spratt's Constipation Tablets. A gentle and effective laxative . . . . . .50
- Spratt's Digestive Tablets. For severe cases of indigestion . . . . . .50
- Spratt's Diarrhoea Tablets. To relieve Diarrhoea, which usually follows change of Food, etc., etc. . . . . .50
- Spratt's Distemper Tablets. May be used as a preventive . . . . . .75
- Spratt's Ear Canker Ointment. For both internal and external forms of this disease. . . .50
- Spratt's Eye Lotion Tablets. A safe and efficient remedy . . . . . .50
- Spratt's Eczema and Sarcopic Mange Medicine . . . . . .50
- Spratt's Jaundice Tablets. Valuable in treating "Yellows," etc. . . . . .50
- Spratt's Kidney Tablets. For Cystitis or Inflammation of the Bladder, etc. . . . . .50
- Spratt's Liver Tablets. A safe and reliable remedy . . . . . .50
- Spratt's Locurulum Ointment. For Wounds Cuts Bruises, etc. Good for man as well as beast . . . . . .50
- Spratt's Mange Medicine. . . . . .50
- Spratt's Mouth and Throat Wash. For Ulceration of the Mouth. Sore Gums, etc. . . . .50
- Spratt's Pneumonia Tablets. Administer as soon as possible. . . . . .50
- Spratt's Purgative Tablets. Perfectly safe and effective . . . . . .50
- Spratt's Rheumatism Tablets. For internal treatment . . . . . .50
- Spratt's Tonic and Condition Tablets. To build up after sickness and to put in bench show form, etc. . . . . .50
- Spratt's Worm Capsules. An expellent of Maw and Tape-Worms. . . . . .50
- Spratt's Worm Consules for Puppies. May be given with perfect safety to puppies from six weeks old to six months. . . . . .50
- Spratt's Tonic and Condition Tablets for Toy Dogs and Puppies. . . . . .50
- Spratt's Tonic and Condition Tablets for Cats . .50
- Spratt's Distemper Tablets for Toy Dogs and Puppies . . . . . .75
- Spratt's Distemper Tablets for Cats. . . . . .75
- Spratt's Vermifuge Capsules for Toy Dogs and Puppies . . . . . .50
- Spratt's Vermifuge Capsules for Cats. . . . . .50

See Our Imported Roller Canaries.







INDEX

Acroclinium .....29  
 African Daisy .....32  
     ... (see Dimorphotheca)  
 Agapanthus .....36  
 Ageratum .....29  
 Alfalfa .....22  
 Alflaria .....23  
 Alssum .....29  
 Alstromeria .....36  
 Amaranthus .....29  
 Amaryllis .....36  
 Anchusa .....29  
 Anemone .....29, 36  
 Antirrhinum .....29  
 Aquilegia .....29  
 Arctotis .....30  
 Artichoke .....6  
 Arsenate of Lead .....40  
 Asparagus .....6  
 Aster .....30  
 Australian Pea Vine .....30  
 Balsam .....30  
 Baskets, Hanging .....38  
 Beans .....6, 7  
 Beets .....8  
 Beets, Stock .....8  
 Begonia .....30, 36  
 Bellis .....30  
 Bird Supplies .....48, 49  
 Bluegrass, Kentucky .....23  
 Blue Lace Flower .....32  
     ... (see Didiscus)  
 Brachycome .....30  
 Broccoli .....8  
 Black Leaf "40" .....40  
 Blue Stone .....40  
 Bordeaux Mixture .....40  
 Broom Corn .....24  
 Brussel Sprouts .....8  
 Budding Cloth .....42  
 Cabbage .....8, 9  
 Calcium Arsenate .....40  
 Calendula .....30  
 California Wild Flower .....36  
 California Poppy .....36  
     ... (see Eschscholtzia)  
 Callas .....36, 37  
 Calliopsis .....30  
 Campanula .....30  
 Canarybird Vine .....30  
     ... (see Tropaeolum)  
 Candytuft .....30  
 Canaries .....48  
 Cantaloupes .....14, 15  
 Carbola .....40  
 Cannas .....37  
 Canterbury Bells .....37  
     ... (see Campanula)  
 Carbon Bisulphide .....40  
 Cardinal Climber .....30  
 Carnation .....30  
 Carrots .....9  
 Casaba .....15  
 Castor Bean .....30  
     ... (see Ricinus)  
 Cat Supplies .....50  
 Cauliflower .....10  
 Celery .....10  
 Celosia .....30  
 Centaurea .....30  
 Chard, Swiss .....8  
 Chicory .....12  
 Chicory .....10  
 Chrysanthemum .....31  
 Cineraria .....31  
 Clarkia .....31  
 Clover .....23  
 Cobaea .....31  
 Coleus .....31  
 Columbine .....31  
     ... (see Aquelegia)  
 Collards .....10  
 Convolvulus .....31  
 Coreopsis .....31  
 Corn, Pop .....12  
 Corn, Sweet .....10, 11  
 Corn Flower .....31  
 Cosmos .....31  
 Cover Crops .....23  
 Cress .....12  
 Crimson Flax .....31  
     ... (see Linum)  
 Cucumbers .....12  
 Cyclamen .....31  
 Cypress Vine .....31  
 Daffodils .....37  
 Dahlia .....31, 37  
 Daisy .....35  
     ... (see Bellis)  
 Daisy, Shasta .....35  
 Dandelion .....13  
 Delphinium .....31  
 Dianthus .....31  
 Didiscus .....32

Digitalis .....31  
 Dimorphotheca .....32  
 Dog Supplies .....50  
 Dolichos .....32  
     ... (see Australian Pea Vine)  
 Dusters .....45  
 Dusty Miller .....45  
     ... (see Centaurea)  
 Eggplant .....13  
 Endine .....13  
 Eschscholtzia .....32  
 Everlasting Flowers .....35  
 Farmogerm .....42  
 Fertilizer .....41  
 Feterita .....24  
 Flax .....24  
     ... (see Linum)  
 Forget-me-not .....32  
     ... (see Myosotis)  
 Freesia .....37  
 Gaillardia .....32  
 Garlic .....13  
 Geranium .....32  
 Gerbera .....32  
 Geum .....32  
 Gilliflower .....32  
     ... (see Stock)  
 Gladiolus .....37  
 Globe Amaranth .....32  
     ... (see Gomphrena)  
 Gloxinia .....32, 37  
 Godetia .....32  
 Golden Glow .....32  
     ... (see Rudbeckia)  
 Gomphrena .....32  
 Gophergo .....41  
 Gourd .....32  
 Gopher Guns .....42  
 Grafting Wax .....42  
 Grasses .....23  
 Gypsophilla .....32  
 Hanging Baskets .....38  
 Helianthus .....32  
 Helichrysum .....32  
 Heliotrope .....32  
 Herbs .....13  
 Hot Kaps .....42  
 Hollyhock .....32  
 Humulus .....32  
 Hunnemannia .....32  
 Hyacinths .....37  
 Insecticides .....40  
 Ipomea .....32, 37  
 Iris, Spanish .....37  
 Japanese Hop .....37  
     ... (see Humulus)  
 Jonquils .....37  
 Kale .....13  
 Kentucky Bluegrass .....23  
 Kochia .....33  
 Kohlrabi .....33  
 Kohlrabi .....33  
 Larkspur .....33  
 Larkspur .....33  
     ... (see Delphinium)  
 Lathyrus .....33  
 Lavatera .....33  
 Lavender .....13  
 Lawn Seed .....23  
 Lawn, Care of .....5, 22  
 Leek .....13  
 Lemon Oil Insecticide .....40  
 Leptosyne .....33  
 Lettuce .....14  
 Lillies .....37  
 Lime Sulphur .....40  
 Linum .....33  
 Lobelia .....33  
 Love Lies Bleeding .....33  
 Lupinus .....33  
 Marigold .....33  
 Marvel of Peru .....33  
     ... (see Mirabilis)  
 Matilija Poppy .....33  
     ... (see Romneva)  
 Melons, Musk .....14, 15  
 Melons, Water .....15, 16  
 Mellilotus .....23  
 Mesembryanthemum .....33  
 Mignonette .....33  
 Millet .....24  
 Milo Maize .....24  
 Mimulus .....33  
 Mina Lobata .....33  
 Mirabilis .....33  
 Miscible Oil .....41  
 Montbretia .....38  
 Monkey Flower .....38  
     ... (see Mimulus)  
 Morning Glory .....38  
     ... (see Convolvulus)  
 Mourning Bride .....38  
     ... (see Scabiosa)  
 Mushroom Spawn .....16  
 Musk Melon .....14, 15  
 Mustard .....16  
 Myosotis .....33  
 Nasturtium .....33  
 Narcissus .....37  
 Nemesia .....33  
 Nemophila .....33  
 Nicotine Spray .....41  
 Nicotiana .....53  
 Nico Dust .....40  
 Nigella .....34  
 Okra .....17

Onions .....16, 17  
 Ornithogalum .....38  
 Oyster Plant .....38  
     ... (see Salsify)  
 Pansy .....34  
 Parsley .....17  
 Paris Green .....41  
 Parsnip .....17  
 Passion Vine .....34  
     ... (see Tacsonia)  
 Peanuts .....24  
 Peas, Garden .....17, 18  
 Peas, Field .....23  
 Peas, Sweet .....36  
 Pentstemon .....34  
 Pepper Grass .....12  
 Peppers .....18, 19  
 Petunia .....34  
 Pet Stock .....48  
 Phlox .....34  
 Pie Plant .....34  
     ... (see Rhubarb)  
 Pink .....34  
     ... (see Dianthus)  
 Planet, Jr., Garden Tools .....46, 47  
 Planting Chart, Vegetables .....3  
 Plant Chart, Flowers .....26, 27  
 Plant Covers .....42  
 Plant Stakes .....38  
 Plants, Vegetable .....21  
 Platycodon .....34  
 Poison Barley .....41  
 Pop Corn .....12  
 Poppy .....34  
 Portulaca .....34  
 Potatoes .....19  
 Pots, Flower .....33  
 Primula .....34  
 Pruning Paste .....42  
 Pumpkins .....19  
 Pyrethrum .....34  
 Radish .....19  
 Raffia .....38  
 Ranunculas .....34, 38  
 Rape .....24  
 Reed .....34  
 Rhodes Grass .....23  
 Rhubarb .....19  
 Ricinus .....34  
 Romneva .....34  
 Roselle .....19  
 Rosin Spray .....40  
 Rudbeckia .....35  
 Rutabagga .....21  
 Salpiglossis .....35  
 Salt Bush .....24  
 Salsify .....35  
 Salvia .....35  
 Scabiosa .....35  
 Schizanthus .....35  
 Shasta Daisy .....35  
 Slug Shot .....40  
 Snapdragon .....40  
     ... (see Antirrhinum)  
 Snowflake .....38  
 Sorghums .....24  
 Sorrel .....13  
 Sparaxis .....38  
 Spinach .....19, 20  
 Sprinklers .....45  
 Spraying Guide .....39  
 Spray Pumps .....43, 44, 45  
 Spratt's Dog Remedies .....50  
 Squash .....20  
 Statice .....35  
 Stocks .....35  
 Strawberry Plants .....22  
 Stakes, Plant .....33  
 Stimulant .....41  
 Sudan Grass .....24  
 Sulphur .....40  
 Sunflower .....24  
 Sweet Peas .....36  
 Sweet William .....35  
 Swiss Chard .....8  
 Thunbergia .....35  
 Tobacco Dust .....35  
 Tobacco Dust .....35  
 Tomato .....20, 21  
     ... (see Salsify)  
 Transvaal Daisy .....41  
     ... (see Gerbera)  
 Tree Protectors .....38  
 Tree Tanglefoot .....41  
 Tropaeolum .....35  
 Tuberoses .....38  
 Tulips .....38  
 Turnips .....21  
 Vegetable Oyster .....35  
     ... (see Salsify)  
 Vegetable Plants .....21  
 Verbena .....35  
     ... (see Salsify)  
 Vetch .....23, 24  
 Violets .....35  
 Wallflower .....36  
 Watermelon .....15  
 Watsonia .....38  
 Wax, Grafting .....42  
 White Clover .....23  
 Wonder Forage .....24  
 Xeranthemum .....36  
 Yucca Tree Protectors .....38  
 Zinnia .....36  
     ... (see Salsify)



## BIRD AND GOLD FISH DEPARTMENT



We extend a cordial invitation to YOU to visit our BIRD and GOLD FISH DEPARTMENT where you will find an ATTRACTIVE DISPLAY of GOLD FISH in AQUARIUMS and TANKS.

Of BIRDS we usually have over TWENTY DIFFERENT VARIETIES in stock, including such favorites as IMPORTED TRAINED ST. ANDREASBURG and HARTZ MOUNTAIN ROLLER and WARBLER CANARIES, PARROTS and PARAKEETS or LOVE BIRDS, ORANGE BISHOPS, FINCHES of various kinds, etc.

We spare neither time or expense in keeping all our BIRDS in a CLEAN, HEALTHY CONDITION, as we realize that this is of the UTMOST IMPORTANCE to the PURCHASER.

In connection with this department we carry a SPLENDID LINE of HENDRYX BIRD CAGES and STANDS, ranging in price from \$2.00 to \$25.00, also a complete stock of accessories such as BIRD FOUNTAINS and BATHS, AUTOMATIC DRINKING CUPS, SEED CUPS, etc.

We put up a very fine RECLEANED BIRD SEED MIXTURE which is a WINNER and very popular with our trade, and we carry SPRATT'S FULL LINE of BIRD, DOG and CAT FOODS and REMEDIES.

We have a fine line of AQUARIUMS, FISH BOWLS, and FISH FOODS and cordially invite you to visit our BIRD and FISH DEPARTMENT whether you want to buy or not.

SEE PAGE FORTY-EIGHT

