

## **Historic, archived document**

Do not assume content reflects current scientific knowledge, policies, or practices.



1926

FEB 1926



Extra Early Round  
18 to 25 Tons  
per acre

MORE MONEY PER ACRE  
From CAULIFLOWER  
and CABBAGE

M. KLITGORD  
Importer of Danish Seeds  
LIMA, NEW YORK

D. N. Steenklar





Mr. Klitgord who learned the secrets of big cabbage and cauliflower crops in Denmark. In business in the United States for thirteen years.

## \$200 to \$300 per acre from Cabbage. Up to \$1200 from Cauliflower

IN over-crowded Europe there is a country smaller in size than Vermont and New Hampshire, but with more than four times their population. Land is scarce. The people are many. But they must eat. And there they have learned the secret of making every acre produce its utmost, to feed the swarming millions.

That country is Denmark. Year after year of stern necessity has produced plants that grow strong and large. They yield generously. They flourish under conditions that would make failures of similar plants not so select nor so hardy. Best of all, when brought over to this country they produce astonishing crops.

High-grade Danish-grown seeds planted in Danish soil outyield any others the world over. And high-grade Danish-grown seeds in American soil outyield American-grown seeds—and always have.

### But the seeds must be high-grade

You can grow poor seed in Denmark, as you can anywhere. Mr. M. Klitgord has a peculiar advantage here. He was born in Denmark. He is a grower by instinct and training. He has an arrangement with Denmark's best seed house, which gives Mr. Klitgord the best seeds that this leading house gets. So strictly is this lived up to that in two recent official tests Mr. Klitgord's seeds produced 41,411 pounds (20¾ tons) and 36,126 pounds (18 tons) of Ball Head Cabbage per acre against competitors' 23,547 pounds (11¾ tons) and 29,359 pounds (14¾ tons). Klitgord's average heads weighed 3.65 and 4.95 pounds against their 2.97 and 4.72. These two strains led all competitors, of which there were 16 all told. And Klitgord's led them all!

---

"Your seed the best ever"

"I think your seed the best ever. Having once bought from you I will always buy from you."

Ray Killian, Brunswick, Ohio



Mr. Klitgord inspecting cabbage in the field

### Cost the same---yield far bigger

No more seeds are needed, no more work, no more cultivation, no more investment. But more dollars come back to you, because every acre will yield you at least 3 to 6 tons more than you are getting now—often 10 tons more.

“That’s fine,” you say, “but how much more will those seeds cost me?” Not any more. Klitgord high-grade Danish-grown seeds cost you the same as you pay many growers for American-grown seeds. But what a difference in the yield! And in your profits!

### You can get \$100 or so more per acre

Say, for instance, it costs you \$1.00 for seed for one acre with either Klitgord seeds or some other kind. The cost is the same, then, for seed and for all labor needed to bring the crops to maturity. But from your other seed you get perhaps 10 to 12 tons of cabbage. From your Klitgord Danish seed you get 18 to 30 tons. At \$10 a ton one kind of seed brings you \$100 to \$120 per acre, your Klitgord seed \$180 to \$300.

### \$1000 to \$1200 from Cauliflower per acre

Cauliflower sells by the dozen heads. The price ranges from \$1.75 to \$3.00 per dozen; \$2.35 is a fair average. Klitgord seeds for one acre cost around \$6. You should get, as others do, 7000 to 8000 heads per acre—say 500 to 650 dozen heads. At \$2.35 per dozen one acre would bring you \$1175 to \$1527.50. So our claim of \$1000 to \$1200 per acre is really less than users of Klitgord seeds are really getting.

### The Importance of Reliable Seed

The United States Department of Agriculture in its bulletin on the “Cabbage” recognizes the importance of high grade seed in the growth of successful cabbage crops. “In no truck crop does the character of the seed count for more than in cabbage,” it reads. “The small saving made by the purchase of cheap or inferior seed is usually paid for a hundred times over in the lessened value of the crop. A grower can not afford to risk his crop for so small a saving.”

—Farmers Bulletin No. 443, page 8.

#### “Never had such fine plants”

“The seed I got from you yielded an extra fine crop of cabbage and cauliflower. I never had such fine plants.”

Walter Jacobs, Doylestown, Ohio

## Average Yield Per Acre---Cabbage from Klitgord Seeds

<u>Early and Second Early</u>		<u>Cash Yield,</u>
	<u>Yield in Tons</u>	<u>at \$10 Ton</u>
Extra Early Round .....	18 to 25 .....	\$180 to \$250
Copenhagen .....	22 to 28 .....	\$220 to \$280
Glory of Enkhousen .....	26 to 35 .....	\$260 to \$350
All Head Early .....	27 to 30 .....	\$270 to \$300
Golden Acre .....	12 to 15 .....	\$120 to \$150
 <u>Winter Cabbage</u>		
Danish Ball Head .....	15 to 22 .....	\$150 to \$220
Danish Round Head .....	20 to 24 .....	\$200 to \$240
 <u>Red Cabbage</u>		
Red Danish Stone Head .....	10 to 15 .....	\$100 to \$150
Mammoth Red Rock .....	10 to 16 .....	\$100 to \$160

## Average Yield Per Acre---Cauliflower from Klitgord Seeds

Early Express Snow Ball.....	500 to 600 dozen at \$2.35.....	\$1175 to \$1410
Extra Early Dwarf Erfurt.....	550 to 650 dozen at \$2.35.....	\$1292 to \$1527
Dry Weather Danish Giant ...	500 to 550 dozen at \$2.35.....	\$1175 to \$1290

### Be sure you get Klitgord Seeds

Since Klitgord's Danish-grown seeds have proven such money-makers for the farmer, some seedsmen are selling American-grown seeds from Danish strains and calling them "Danish." Mr. Klitgord has experimented with seeds raised in this country direct from real Danish-grown seeds. American-grown seeds never give the heavy, firm, large plants nor the great tonnage per acre that come from seeds which were raised in Denmark. Klitgord seeds are all imported direct from Denmark, home of the cabbage and cauliflower, after careful selection. Even other Danish seeds, as we have seen, do not yield like Klitgord seeds.



Danish Ball Head—15 to 22 Tons

#### Results made new customer

"Your Danish Ball Head Short Stem Cabbage proved so good that my neighbor wishes me to order seed for him."

H. L. Lockwood, 423 Downing Street, Buffalo, N. Y.

# How to Grow Cabbage

Cabbage is grown for three different purposes: as a truck crop, as a market garden crop, and as a farm crop; depending upon location. Market gardeners within hauling distance of most large cities are growers of cabbage on a limited scale. Truck farming, which amounts really to extensive market gardening, takes place chiefly on the Atlantic seaboard from Baltimore southward. The early varieties are used for this purpose and the culture differs considerably from that in the north.

Inasmuch as we are located in the center of the section devoted to raising cabbage as a farm crop we shall limit our discussion to that type of cabbage growing.

## The four cardinal principles of successful cabbage growing

4. Fields kept clean by frequent cultivation.

## Soil and climate

The soil best adapted to the farm cabbage is a heavy, rich and moist loam. Cabbage can be successfully grown as a farm crop in New York, Pennsylvania, New Jersey, New England, the states bordering on the Great Lakes, Kentucky, Tennessee, and farther south. Because of the scope of this territory and the variations in climates and seasons, we can not, of course, give any definite schedule for planting, etc. This must be determined by the locality and the season.


## Preparation of the soil

Cabbage is often used as one of the factors in a crop rotation—a popular combination being corn followed by oats and clover, followed by cabbage. Clover sod turned under and supplemented by a heavy dressing of stable manure, worked deep, makes good cabbage soil. In place of manure a high grade fertilizer of 3½ to 4 per cent of nitrogen, 6 to 8 per cent of phosphoric acid and 8 to 10 per cent of potash can be used; 500 to 1000 pounds per acre.

## Selection of the seed bed important

The first step in the actual production of the cabbage is the selection of a seed bed which has not grown or propagated diseased cabbage or related crops for a period of 6 or 7 years: i. e. land that is known to be free from clubroot and rot organisms. (See paragraph on Clubroot, page 6)

The seed bed for the intermediate and late crops should be in the open but preferably in a sheltered spot.



Red Stone Head—10 to 15 tons per acre

There are four important points in the cultivation of a high-yielding cabbage crop:

1. Reliable, healthy seed of a high yielding strain.
2. The selection of disease-free land for seed bed and field.
3. Strong healthy seedlings that will stand transplanting well.

### "Yielded a splendid crop"

"The cabbage and cauliflower yielded a splendid crop. I have always used your seeds. They grow."

Frank R. Clark, R. F. D. No. 1, Morrisville, N. Y.



# Cabbage

(For prices see enclosed price list)

## Earliest Oblong Heads

**EARLY JERSEY WAKEFIELD**—Probably the most popular of the early oblong varieties, its solid pointed heads maturing very early because of its extreme hardness. One of the best for the extra early crop.

**CHARLESTON LARGE WAKEFIELD**—A good variety to follow Jersey Wakefield. Matures about a week later with conical heads fully as solid and at least  $\frac{1}{2}$  larger.

**TRUE EARLY WINNINGSTADT**—Another good successor to the extra early varieties. Dark green, pointed heads, solid and of excellent quality.

## Early Round Heads

**GOLDEN ACRE**—Very early. Excellent variety for the market grower and whoever plants small tracts. Matures 10 days before Copenhagen, is smaller, can be planted closer. Its earliness and fine quality bring a fine price.

**EXTRA EARLY ROUND**—The earliest of all rounds. A wonderful new cabbage with heads as solid as a rock and weighing 5 to 6 pounds. Will stand long after being ready to cut without splitting. We recommend a trial of this remarkable early cabbage.

The most popular early cabbage in the markets of Copenhagen and now equally popular in America. Klitgard seed is the finest there is, being imported direct from the originators of this favorite strain in Denmark.

**COPENHAGEN**—One of the most valuable crops. Is ready for the market as soon as the early Jersey Wakefield. Plants are short steamed and may be set closer than most varieties. A vigorous grower and fine keeper. Solid core of excellent quality makes it one of the best sellers. Yield about 18 to 24 tons per acre.

**GLORY OF ENKHOUSEN**—A second early, sure-heading variety of large, solid heads. A compact grower allowing close planting. Especially desirable for market growers to set out in July after the early spring crops are harvested. This strain of Glory is a very heavy yielder, customers often reporting yields of 30 tons to the acre. 90% of New York State Kraut is made from this strain.

**ALL HEAD EARLY**—Another excellent second early cabbage, or it can be planted late for a fall or early winter crop. Deep, solid, flat heads of uniform size and shape. Yields 18 to 22 tons in good seasons.



Extra Early Round—18 to 25 Tons

“Some heads 10 pounds”

“Your Extra Early Round seed yielded the nicest cabbage I have ever raised, some heads weighing as high as 10 pounds.”

Albert Callin, Box 122, Swanton, Vermont



Danish Ball Head—15 to 22 Tons

It comes out of the pits in March as fresh as when put in, and with very little waste.

**DANISH ROUND HEAD**—This strain produces large, solid, almost perfectly round heads of the same keeping qualities as the famous Danish Ball Head. It is about 10 days or 2 weeks earlier in maturing and is one of the very heaviest yielders. Crops of 20 to 28 tons per acre are not uncommon. A fine strain for shipping in late fall.

## Red Cabbage

**RED DANISH STONE HEAD**—This strain of late red cabbage, originated in Denmark, is considered one of the best cabbages introduced. The plants are strong and compact, producing dark red, round, solid heads. The red color extends through to the center of the head. Valuable for home garden, market or pickling.

**MAMMOTH RED ROCK**—This is the largest and surest heading of the red cabbages. A vigorous grower, medium stem and an attractive deep red color. Excellent for cole slaw and pickling.

---

“Seeds very satisfactory”

“For the last two years I have used your cabbage and cauliflower seeds and find them very satisfactory.”

Ernest Hiltbrunner, Asbury Park, New Jersey

## Winter Cabbage

**DANISH BALL HEAD**—Probably the most popular of all cabbage. Hardy, adaptable to all types of soil, a sure header, of unrivalled solidity and weight and, above all, it is a good keeper.

The Danish Ball Head may be a medium to late cabbage, but is usually grown as a late crop. The heads are round and extra heavy. Can be grown in close quarters.

The keeping qualities of the Ball Head are unequalled.

One ounce of seed will produce about 2,000 plants. Allow 6 ounces to the acre. The seed should be sown thinly broadcast or in open drills not over  $\frac{1}{4}$  inch deep. For early cabbage sow seed as early as possible in the spring, preferably in covered frames, transplanting to the open after the seedlings have been hardened off by gradually exposing to the night air. In some sections the seed beds are covered with cheese-cloth preventing harmful insects from coming in contact with the young seedlings.

In the latitude of central New York the later varieties are sown in the open about May 1st. If the weather and soil are dry, the late sowing should be shaded and watered to hasten germination, but the young seedlings should not be shaded or crowded after they are above the ground or they will not be stocky by transplanting time.

**Care of the young plants** The young plants should be kept free from weeds and crowding until ready to transplant.

**Setting out the plants** Transplanting should take place as soon as the seedlings are 4 to 6 inches high. Set plant down to the first leaf. This is important. Early varieties, which are smaller, may be planted 18 to 20 inches apart in the row, but 24 inches is not too much for some of the late, large-growing sorts. Plants may be set out by hand with a dibble or on a large scale with a transplanting machine.

**Keep your fields clear of weeds** Keeping the fields clean is very important. Plants should be cultivated frequently as long as the cultivator can be run between the rows.

**A few words about harvesting and storing** In harvesting and storing cabbage, great care should be exercised in handling the heads. They should be tossed carefully from hand to hand and never thrown into a wagon or bin. In hauling cabbage, spring wagons should always be used.

Three requisites for successful storing of cabbages are: (1) Carefully handled heads of a good storing variety, such as the Danish Ball Head grown from imported seed; (2) a frost proof storage house with dead air space at walls and roof and arranged so as to avoid drip from the ceiling; and (3) control of ventilation and temperature to prevent condensation of moisture on cabbage.




Glory of Enkhousen—17 to 35 Tons

“Will use no other seed”

“The Glory Seed I got from you germinated 100%. Yielded over 30 tons per acre. I will use no other.”

Michael Bolger, Stanley, N. Y.

# Enemies of the Cabbage



Copenhagen—22 to 28 Tons

Early protection of the crop from insect enemies is important.

**Root Maggot** During some seasons root maggots which attack the cabbage in the seed bed constitute its worst enemy. The method for combating these pests is to use finely pulverized mercuric chloride at the rate of one ounce dissolved in 10 gallons of water. The resulting solution should be applied to the base of the plants, the object being to misten the ground around the plants to a depth of an inch or more, at the rate of one gallon to about 30 feet. The first application should be made as soon as the flies appear in numbers, but not until the seedlings are well out of the ground or severe burning will result.

In a bad maggot year three applications may be necessary at intervals of about one week. This method costs less than half that of cheese cloth screening but can not be recommended unqualifiedly as a substitute during an extremely severe infestation.

**Cabbage Worm** The cabbage worm which attacks the cabbage in the field can be controlled by the use of Paris Green at the rate of 1 pound to 50 gallons of water, or perhaps a still better method is to use arsenate of lead at the rate of 4 pounds to 50 gallons of water. These are both poisonous and should not be used after heads have started to form.

**Cabbage Aphis or "lice"** The most serious infestations of the cabbage aphis occur during hot, dry seasons. It is difficult to reach the aphis by spraying methods because the colonies are usually on the underside of the leaves.

Use a 5% nicotine sulphate dust in a mechanical duster. The dust blown into the cabbage or cauliflower reaches the aphis quite satisfactorily.

30 pounds of dust per acre should be enough, but as much as 60 pounds may be necessary, depending upon the size of plants and the degree of infestation.

**Clubroot** Clubroot is the worst and most persistent disease to which cabbage is subject. It remains in infected soil for 5 to 7 years. It may be transmitted in poor plants and in manure. This is the danger in buying plants to set out. Grow your own plants from pure seed on land you know to be free from clubroot.

If a crop should become contaminated with clubroot, do not use that land for at least 7 years for cabbage, turnip, rape, mustard or any other member of the cabbage family. This applies to both seed bed and field. The disease will spread if this rule is not observed. Do not use manure containing cabbage refuse or from stalls and pigsties in which cabbage or related crops have been fed.

"Yielded 23 tons per acre"

"Copenhagen Cabbage from your seed yielded 23 tons per acre for me last year. I find it splendid."

Harold L. Johnson, Walworth, Wayne County, N. Y.

# You Can Grow Cauliflower

The culture of cauliflower, in general, is the same as that of cabbage. It is usually grown on a smaller scale because it requires richer ground and a little more attention. Anyone who can grow cabbage can grow cauliflower.

The success of the cauliflower crop depends chiefly on two things: (1) Uninterrupted growth and (2) high grade seed.

**Importance of Good Seed** In the culture of cauliflower even more than in cabbage the factor of good seed is an all-important one. Plants must be bred from sure-heading strains. Probably more cauliflower crops are unsuccessful because of cheap seed than for any other reason.

**Uninterrupted Growth Necessary** Care should be exercised in all operations connected with the raising and transplanting of the plants, for anything that arrests their growth even temporarily may do harm.

**Enrich the Land** About the only difference between the cultivation of cabbage and cauliflower is that the latter requires richer ground. A 6-8-2 fertilizer broadcast on the seed bed will help insure continued growth. For the field use 15 to 20 tons of well rotted stable manure to the acre and work deep. Supplement this with 1,000 pounds of 4-8-4 fertilizer and harrow before planting.

**How to Plant** In Central New York the seed is planted about the middle of May and the young plants transplanted to the field about 6 weeks later. Allow 4 ounces of seed to the acre. Set plants 18 inches by 3 feet apart in the field.

**Bleaching the Heads** When the cauliflower head is about the size of a dollar the leaves should be bent over to protect the head from the sun and weather, thereby bleaching it to a pure white. Arrange leaves so that water can drain off and will not settle on the curd.

**Harvesting** Three cuttings are usually made in the cauliflower crop. Tie the first batch of leaves with string, the second with raffia, and bleach the third by breaking the leaves over.— Thus you can differentiate between the three cuttings and will not have to examine each head as to maturity.

**Enemies** The enemies of the cauliflower are the same as those of cabbages, and the means of protection against them are the same.



Snowball Cauliflower—7000 to 8000 heads per acre

---

**“Proved very satisfactory”**

“Your cauliflower seed proved very satisfactory in 1924, and I take a great deal of pleasure in recommending it.”

Samuel Komright, R. F. D., Monsey, New York



Danish Giant Cauliflower—7000 to 8000 heads per acre

Change the locality of your cauliflower field each year. Use imported Danish seed, keep your crop growing, and the success of your cauliflower crop will be assured.

Otherwise than mentioned before the care of cauliflower is the same as that of cabbage.

## Cauliflower

(For prices see enclosed price list)

**EARLY EXPRESS SNOW BALL**—Undoubtedly the finest and most popular of the early varieties. Fine for forcing or holding over winter for extra early crop. Can also be grown as a late summer and fall crop. Heads medium to large in size, compact, pure white and curd-like. A sure and early header. Sturdy plant with short, upright leaves. Seeds of the very highest strength and purity.

**EXTRA EARLY DWARF ERFURT**—An excellent sort very similar to the Snowball, but a little later. One of the best for general cultivation.

**DRY WEATHER DANISH GIANT**—Second early, extra large, compact, pure white heads, tall foliage protecting from unfavorable weather conditions. The best variety to use in localities subject to dry, warm seasons.

---

“Satisfactory in every way”

“The cauliflower which I raised from seed purchased from you was very satisfactory in every way.”

John H. Leister, Fair Ground Hill, Maryland

# A Few Other Seeds Good Enough to Deserve the Klitgord Name. All Danish Grown.

## Beets

**DETROIT DARK RED**—The beets are of perfect globe shape with small tops and fine tap roots. The color is deep red without light colored rings. This is the best beet for canning and is excellent for market and home use. It remains tender and sweet even after it gets quite large. It is not as early as Crosby's Egyptian. The beets of this selected strain are uniformly of almost perfect shape and deep red color. There is no finer strain of this variety grown no matter what price is charged for the seed.

**CROSBY'S EGYPTIAN**—This variety is grown extensively by the leading market growers. The skin is smooth and of a dark red color. The foliage is rather sparse and erect. The roots are almost round, with a small tap-root and a very small crown of leaves. The flesh of the beets is deep blood-red with slightly lighter zonings. The texture is crisp and fibre-free.

## Carrots

**CHANTENAY**—The most popular carrot for table use and market. The roots quickly grow 5 to 6 inches long, average 3 inches in diameter at shoulder, tapering only slightly and quite square or stump-rooted at the bottom. The color is deep orange and the roots are fine grained, smooth as a bottle and of the finest quality. No hard core. Fine for winter use.

**DANVERS HALF LONG**—The roots taper a little more at the bottom than Chantenay and grow about two inches longer, being 7 to 8 inches in length. This variety is planted on a large scale by market growers, as the fine roots find a ready sale everywhere, besides being one of the very best for table use. The flesh is a rich orange color throughout, with a large, well-defined core. The texture of the roots is fine-grained and free from any woody fibre. The flavor is remarkably sweet and tender. Easily stored for winter use. This variety is very valuable for stock feeding as well as for markets. A thousand bushels per acre is not at all unusual.

## Spinach

**KING OF DENMARK**—A remarkable new spinach that is far superior to all of the older kinds. It stands two weeks longer before running to seed than any other variety. It also grows larger and yields more than almost any other kind and is of superior quality. The leaves are large, rounded, somewhat blistered, and deep green. The plants grow vigorously and are ready to use as soon as any. King of Denmark seeds mean more money from Spinach.

O'BRIEN BROTHERS PRINTING COMPANY  
HONEYE FALLS, N. Y.



# Order to M. KLITGORD, LIMA, N. Y.

Importer of Danish Seeds  
Cabbage & Cauliflower a Specialty

Date \_\_\_\_\_ 192

I guarantee my Imported Seeds strictly Danish grown and shipped direct from the grower to me. While I exercise great care to have my seeds pure and reliable, so many circumstances may arise over which I have no control that I do not give any warrantee, express or implied, nor will I be responsible for the crops grown therefrom.

M. KLITGORD.

Ship the following order on or about \_\_\_\_\_ 19

QUANTITY	ARTICLES	PRICE

All orders will be filled on or about the date specified unless prevented by Strikes, Embargoes, Fire or any other condition over which I have no control.

Seeds Postpaid by Mail. I mail and pay postage on all GARDEN SEEDS in OUNCES and POUNDS purchased from me.

Name \_\_\_\_\_  
 Post Office \_\_\_\_\_  
 County \_\_\_\_\_  
 State \_\_\_\_\_

Parcel Post or C. O. D. Shipments—No goods sent C. O. D. unless remittance of \$2 or 25 per cent of the total accompanies the order. Pay no money to Agents.

\_\_\_\_\_

\_\_\_\_\_

*Amount Enclosed*

P. O. Order..... \$ \_\_\_\_\_  
 Draft on New York....\$ \_\_\_\_\_  
 Cash (in Reg'd Letter) \$ \_\_\_\_\_  
 \_\_\_\_\_ \$ \_\_\_\_\_  
 \_\_\_\_\_ \$ \_\_\_\_\_

Money sent in any of the above ways at our risk; if you send in any other way, it is at your risk.

(over)



# M. KLITGORD

IMPORTER OF DANISH SEEDS



SPECIALTY  
CABBAGE, CAULIFLOWER

LIMA, New York

Dear Friend:

First read the letters on the last page of this folder. Why do you suppose these gentlemen wrote those fine letters? For the same reason which makes you write letters like that--they had so much bigger crops than ever before, and they made so much more money out of them, that they couldn't help telling me about it.

When a man makes \$200 to \$300 per acre from cabbage and up to \$1000 per acre or more from cauliflower he has a right to be happy. Mind you, I don't claim that my seeds if neglected will grow such crops. But I do claim and can prove that if you will give my seeds the same attention that you give other seeds, my seeds will give you a bigger crop and more money. And if you will follow the instructions in my book, giving my seeds good soil and proper cultivation, you will get crops like you never had before.

Danish seeds for cabbage and cauliflower are known to be the best. My seeds are all Danish. The best seed house in Denmark gathers the best seeds grown there; then from the very best they pick the top-notchers and according to my contract those come to me. In official tests the seeds that I got from them produced bigger crops than the seeds they kept for themselves.

I know every seed-man tells you his are best. He may honestly believe it. But so many claims confuse you, and you may not know what to believe.

I am so sure of my seeds that all I have to do is get a man to try them once. After that he is a steady customer and would not use any other seed. You can doubt if you like. But while you are doubting other men are planting Klitgord seed and later on when you are getting 12 to 18 tons per acre they will be getting 20 to 30 tons. You can get 20 to 30 tons too--order your Klitgord seeds now. (Order blank and price list enclosed.)

Very truly yours,

M. KLITGORD

P. S. If you haven't a copy of my book "More Money Per Acre From Cauliflower and Cabbage" let me know. It explains why Danish seeds are best, tells the best methods of raising and describes each variety. Contains much interesting information.



# You Can Grow Crops like these with Klitgord's Danish Seeds!



A field of EXTRA EARLY ROUND, grown from Klitgord imported seed. This is a remarkable cabbage—the earliest of all rounds with heads as solid as rock and weighing 5 to 9 lbs. each. A field like this is a field to be proud of.



THE farmer at the left claims this is the finest crop of GLORY OF ENKHOUSEN he ever raised and he attributes it to the quality of Klitgord seed. Mr. Klitgord, who is always interested in the results obtained by his customers, may be seen at the right.

THESE photographs were taken on typical farms throughout Western New York.—Crops like these are the regular thing with my imported Danish grown seeds. Hundreds of customers who have raised cabbages for years, have written me that they consider my seeds far superior to any they have ever seen. You will say the same thing once you have used them.


M. KLITGORD



These three heads weighed 40 lbs. Some typical heads of COPENHAGEN MARKET. You can raise beautiful heads like this—18 to 24 tons of them per acre—if you use Klitgord seed, imported direct from the originators of this favorite early strain.



A typical field of Klitgord DANISH BALLHEAD in healthy growth. This is the most popular of all varieties, because of its hardiness and long keeping qualities. Klitgord seed comes directly from the oldest seed house in Denmark which was the originator of this famous strain.



KLITGORD cabbage delivered at the Kraut factory. There are several strains represented here, the best kraut varieties being COPENHAGEN and GLORY OF ENKHOUSEN.

**Cabbage and Cauliflower are profitable when properly grown. Take no chances on your Seed—Buy the Best**

# Letters like these tell why Klitgord Customers are Pleased and Buy Year after Year.

## "Yielded 23 tons per acre"

"Copenhagen Cabbage from your seed yielded 23 tons per acre for me last year. I find it splendid"

Harold L. Johnson  
Walworth, Wayne Co., N. Y.

## "Satisfactory in every way"

"The cauliflower which I raised from seed purchased from you was very satisfactory in every way.

John H. Leister  
Fair Ground Hill, Maryland

## "Will use no other seed"

"The Glory Seed I got from you germinated 100%. Yielded over 30 tons per acre. I will use no other"

Michael Bolger  
Stanley, N. Y.

## "Some heads 10 pounds"

"Your Extra Early Round seed yielded the nicest cabbage I have ever raised, some heads weighing as high as 10 pounds"

Albert Callin  
Box 122, Swanton, Vermont

## "Your seed the best ever"

"I think your seed the best ever. Having once bought from you I will always buy from you.

Ray Killian  
Brunswick, Ohio

## "Yielded a splendid crop"

"The cabbage and cauliflower yielded a splendid crop. I have always used your seeds. They grow"

Frank R. Clark  
R. F. D. #1, Morrisville, N. Y.

## "Seeds very satisfactory"

"For the last two years I have used your cabbage and cauliflower seeds and find them very satisfactory"

Ernest Hiltbrunner  
Asbury Park, New Jersey

## READ WHAT MR. MINNS SAYS:

Geneva, N. Y.

Nov. 9, 1925

Mr. M. Klitgord,  
Lima, N. Y.

Dear Sir:—

I am very much pleased with the Extra Early Round Cabbage seed I got from you. I set the plants June 2nd, and loaded the first carload August 2nd. It yielded about 18 tons per acre.

My Glory yielded over 30 tons; Copenhagen, 23 tons; and Danish Ball Head, 19 tons per acre.

In all I had over 300 tons of cabbage from your seed, and no disease of any kind.

I have used your seed for seven years and have had great success with it. I will use no other seed at any price.

Nelson Minns

"Never had such fine plants"  
"The seed I got from you yielded an extra fine crop of cabbage and cauliflower. I never had such fine plants"

Walter Jacobs  
Doylestown, Ohio

"The Best in Twenty Years"  
"That cabbage and cauliflower seed I bought from you last year was the best I ever had. That is saying something, as I have been in the garden business for twenty years"

C. L. Smarup  
Fonda, N. Y.

"Proved very satisfactory"  
"Your cauliflower seed proved very satisfactory in 1924, and I take a great deal of pleasure in recommending it"

Samuel Komright  
R. F. D., Monsey, New York

"Excellent Crop of Cabbage"  
"We grew an excellent crop of cabbage from the seed purchased of you last Spring. We had a good chance for comparison as one portion of the field was set out to plants from different seed. We consider your seed superior to any we have had.

T. R. & E. E. Miniee  
Elmira, N. Y.

"Finds Klitgord Cauliflower Profitable"

"From four (4) ounces of 'Danish Giant Cauliflower' seed we planted ten thousand plants; from which we marketed \$675.00 worth of cauliflower of the very finest quality in Youngstown, Ohio. The germination was perfect. This is my first year in the business"

W. M. Bare  
Washingtonville, Ohio

I have hundreds of satisfied customers who have bought seeds from me for years. You, too, will write letters like these if you use my seeds this Spring.

M. KLITGORD

Lima, N. Y.



# Read what Mr. Minns says:

Geneva, New York

Nov. 9, 1925

Mr. M. Klitgard,  
Lima, N. Y.

Dear Sir:

I am very much pleased with the Extra Early Round Cabbage seed I got from you. I set the plants June 2nd, and loaded the first carload August 2nd. It yielded about 18 tons per acre.

My Glory yielded over 30 tons; Copenhagen, 23 tons; and Danish Ball Head, 19 tons per acre.

In all I had over 300 tons of cabbage from your seed, and no disease of any kind.

I have used your seed for seven years and have had great success with it. I will use no other seed at any price.

Nelson Minns