

Historic, Archive Document

Do not assume content reflects current scientific knowledge, policies, or practices.

866 From the House of Gurney 1927

SPRING & FALL 1927

GURNEY SEED & NURSERY CO.

YANKTON S.D.



Col. C.W. Gurney 1840
Founded 1866




D.B. Gurney 1870
President




J.C. Gurney 1896
Sec. Treas.

Mastadon Everbearing
The Largest, Most Delicious
Heaviest Yielding
Strawberry



Champion Everbearing
First to Bear, Last to Quit



ROSES
"HOUSE OF GURNEY"
COLLECTION


1. Jonkheer J. L. Mock, 60c
2. Lady Ursula, 60c
3. Killarney Brilliant, 60c
4. Los Angeles, 65c
5. Mrs. Aaron Ward, 70c
6. Gruss an Teplitz, 60c
7. Red Radiance, 60c
8. Dr. Van Fleet Climbing, 60c
9. Frau Karl Druschki, 55c
10. Paul Neyron, 55c
11. Ophelia, 60c

Full collection, 11 two year, heavy
field grown \$5.50

Your choice any six
\$3.30

Copyright 1927
Gurney Seed & Nursery Co

61st Anniversary Greeting from the House of Gurney



LEFT TO RIGHT—CHARLES, DONALD, HENRY, SEWELL, D. B., ED., CASSIUS, PHILLIP, GEORGE, CHANDLER—ALL GURNEYS

WE ARE not related in any way to the "Gold Dust Twins" or to the lady who chases dirt for the Dutch Cleansers, but we are just as competent to assist you in our lines as they claim to be in theirs.

There are ten of us, from twenty-five to sixty years old, born in the business, and have never strayed far from it. We not only have our own experience in horticultural and agricultural lines but the experiences and problems of hundreds of thousands of customers who have passed theirs to us for their betterment. It would be impossible for you to get this valuable experience or knowledge in a lifetime because you would be able only to review your own or possibly that of the immediate neighborhood, while ours covers that of yourselves and thousands of agriculturists in all parts of the United States. I am trying to impress on you the value of that which you may have for the asking. We want to help solve your problems that you may make a greater profit.

Among the ten of us there is someone who has made a special study of your particular condition or problem, and when we receive your letter of inquiry it will be referred to that particular one. Every one of us has followed the plow, straddled the cultivator and helped harvest the crop. Ours is a knowledge gained, insofar as possible, from the actual tilling of the soil. When you write to us you are writing as from one farmer to another.

Agriculture is the basis of all wealth and it is more or less your fault or mine if we fall below normal in the production of this wealth. In fact, each year should and does show an increase which has not reached its maximum by any means. Many of us feel that by enacting certain laws and regulations we could increase the prosperity of the agriculturist, others feel that it would be only a makeshift or of only temporary

assistance. The agriculturist is not asking for charity, does not need to, but does want a fair shake along with all other lines of business.

In sizing up your own successes or failures, take this into consideration, first, barring the elements **your harvest will generally be as you make it.** Your preparation of the seed bed, the quality of the seed or the tree that you plant, the manner in which you care for it during the season will determine your profit or loss.

The elements or other conditions over which you have no control can, of course, destroy your best effort, but this happens only once in many years, and we will continue to plant, plow and harvest and the ten-year average will show a fair profit, probably as great as in the majority of other businesses. We often envy the banker, the merchant or any person in any other business just as they envy us, but they have their problems and few of them are making more than a reasonable profit.

The past season of 1926 was even more peculiar as to weather conditions than that of 1925, drought during the growing season in many sections, floods in others, violent storms destroying almost billions of dollars of property in other sections and still the 1926 crop is almost a normal one. Prices are apparently above normal as to live stock and most grains. We can only regret that it is not more evenly spread. This past season in this particular section taught us many things. We had barely sufficient rainfall to germinate seed in the field. The months of May, June and July were excessively hot and killed many of the new fields of alfalfa, sweet clover, etc. Some rains occurred in the latter part of July and hundreds of thousands of pounds of forage crops, such as kaffir, feterita, milo, sudan and thousands of acres of early varieties of corn were planted and these fields produced hundreds of thousands of tons of good roughage and gave the farmer all of the feed he will need for this winter. It has taught us that

the planting season for fodder purposes can be extended nearly to the first of August.

Many fields of alfalfa, sweet clover, etc., were entirely destroyed by the drought. Many new fields started to grow and were killed by the excessive heat, which means that in 1927 there will be an increased demand for clovers and grass seeds. We cannot do without them. Remember in planting clovers and most grass seeds that they are a necessary part of the farm rotation of crops and they return to the soil each year more than they take from. When you remove three to five tons of alfalfa hay from an acre, you have left more in the soil than you had when you planted. Remember that a ton of cured alfalfa hay is equal in feeding value to a ton of shelled corn and plant accordingly.

The last few years of strenuous agricultural conditions have taught many of us that the cream can and egg basket have saved many from bankruptcy and have given us the many little things that we so much need during the year, while the main or later crops of grain and grasses, hogs and cattle have been saved largely for the year's profit.

Again I want to say to you that Brother Donald, at the head of the field, garden and flower seed departments, wishes to tell you that orders from these departments will be packed and shipped to you on the day they are received, provided your order is for reasonable goods. This is a proper service that you are entitled to and we are ready to give it.

The entire force in every department of the GURNEY SEED & NURSERY COMPANY join in wishing you a prosperous 1927, and they will, if given the opportunity, work with you to that end.

D. B. Gurney
PRESIDENT

READ CAREFULLY—BUSINESS RULES, INSTRUCTIONS AND GUARANTEE

Any business to be successful must have "Rules," and live up to them

No. 1—Never allow any seed to leave our possession until it has been tested, and shows a germinating test that would satisfy us for our own planting.

No. 2—Use every means in our power to know that all Seed and Nursery Stock sent out by us are true to name.

No. 3—Never give customers less than they pay for; always give them full amount of the very best goods and then put in some extra.

No. 4—We guarantee safe arrival at your postoffice or railroad station of any goods purchased from us, provided you send us notice of their failure to arrive within three months from date of shipment. We do not guarantee against loss of goods after arrival at prepaid stations where there are no

agents. If goods are received at your station or through the postoffice in bad order, accept them, but in every case, if through the postoffice have a statement made by the postmaster or the carrier of the condition of the package when you receive it; if through the railway or express company, a notation on the freight or express receipt of its exact condition, noting torn sacks, shortage in weight, or any other damage that may be made to the shipment. Return this to us and we will immediately reimburse you and make our claim against the transportation company. This protects you.

No. 5—Never open a book account with any person; cash before shipment.

TRANSPORTATION—READ CAREFULLY

No. 6—At the prices quoted we deliver goods to any Express or Railway Company or postoffice in the city of Yankton, no charge for bags or boxes. All seeds quoted in **packages, ounces, one-fourth, one-half or one pound**, and all **strawberries**, will be sent by parcel post or express, all charges paid to your postoffice or railroad station. Transportation charges on all other seeds and nursery stock, machinery, or other goods handled by us are to be paid by the purchaser.

No. 7—Follow shipping instructions given by the customer; if none are given, use our best judgment, always securing the lowest possible rate for them.

No. 8—When we receive an order for goods without any signature, or one we cannot read, we use every effort to locate the party. To avoid this extra trouble and delay in filling orders, please **sign your name to your orders**; give the P. O. address, Rural Route, County, State and name of railroad. Make them plain so that anyone can read them.

No. 9—We guarantee safe arrival of all money paid us by bank draft, personal check, express or postoffice money order. We accept currency and coin in any amount, but advise against sending it as it is easily lost in the mail.

No. 13—We can deliver to your door packages weighing up to and including 70 lbs., in the first, second and third zones, 50 lbs. outside of those three zones. We can deliver these packages to you at a very low rate, lower than express rate in most cases. This will undoubtedly mean a readjustment of express rates to a lower basis.

No. 14—Orders packed in rotation as received. Notice mailed on day of receipt of order if order cannot be packed that day. All perishable goods ordered will be shipped just as early in the spring as the weather will permit. **They will reach you in time.**

No. 15—We guarantee that all seed ordered from this catalog will prove of satisfactory germinating test to you; that is, on arrival of the seed test it, and if it does not prove satisfactory you may return it to us within **fifteen days** after receipt of the seed by you, returning at our expense, and your money, together with the transportation charges which you have paid, will

We do not guarantee its safe arrival. We accept postage stamps in payment of goods, and request when you send them, that you make them in 5c and up denominations. **We, however, do not guarantee their safe arrival.** Your personal check is the most convenient method for you to use. It is often inconvenient to send to town for draft or money order, and if you have money in the bank to cover your check it is good with us. We make you this offer to save you delay and trouble in obtaining the goods you need.

No. 10—If we do not have every item ordered, we do not substitute, without your permission. All money sent for goods that we are unable to fill is returned promptly.

No. 11—We send out nothing but goods of the best grade. If you want a cheaper, poorer grade, you will have to purchase elsewhere.

No. 12—Prices on all goods subject to change without notice.

This is a very important paragraph, as in these times of changing prices it is very difficult to determine what prices may be in February, March or April at the time of writing this catalog in November. We use our best judgment and any information we can secure. Remember, we are just as willing to lower as to raise prices if the market will warrant.

PARCEL POST

It is so manifestly impossible for a seller of any perishable article to be responsible for what may happen to it after it leaves his hands, especially one like seeds, which are planted under varying conditions of soil and climate, that we and all other American seed houses disclaim responsibility as to the crop that may be raised from seed which we sell. At the same time, in case of failure to secure proper results caused from some inherent fault in the seeds themselves, Gurney Seed and Nursery Company accept responsibility, not for the crop, but to the extent of the amount of money paid for the seed if immediately advised; or, seeds may be returned. We do not warrant in any way, express or implied, the contents or the description, quality, productiveness, or any other matter of any seed and we will not be in any way responsible for the crop. If the purchaser does not accept the goods on these terms they are at once to be returned, and your money and transportation charges paid by you will be cheerfully refunded.

NURSERY DEPARTMENT

Ten Tree Commandments

1. Trim all broken roots with a sharp knife, cutting slantwise from the under side.
2. Dig a hole larger than the space the roots will take up.
3. Place the top soil on one side of the hole and the sub-surface soil on the other.
4. Slightly loosen the soil at the bottom of the hole.
5. Bed the tree on the good soil, pressing it well around the roots.
6. Fill up with subsoil, packing and watering it well.
7. Set the tree about two inches deeper than it was.
8. Never let the exposed roots dry for one minute.
9. Prune the top until the branch system is **slightly smaller than the roots.**
10. Cultivate the soil around the tree every week, commencing middle of May; last cultivation about August 20th.

Packing is done in the best manner with the best packing material and every order rolled or made into a neat bale, burlapped, papered and cased in straw, or boxed.

Water-proof paper is used in wrapping all parcels post shipments.

Terms: $\frac{1}{2}$ Cash with order. We cannot book orders excepting where remittance or partial remittance is received with order.

Quantities Ordered—One to 9 at single rates; 10 to 99 at 10 rates; 100 to 499 at 100 rates; 500 and up at 1,000 rates, unless priced otherwise.

Instructions—With each order will be sent a pamphlet giving full directions for the proper care and handling of everything sent out.

"**Experience**" is said to "teach a dear school." We have had a long experience in this school and what we learned at the greatest cost may be yours for the asking. Write what your conditions are—soil, exposure, surroundings; write and tell us what you want, and you will receive a prompt answer with all attainable information. **YOU DO NOT HAVE TO BUY ANYTHING TO GET THE BENEFIT OF OUR 61 YEARS EXPERIENCE IN THE NORTHWEST.**

Shipping—We have the Great Northern, North-Western and Milwaukee railroads. We will ship by mail, express or freight, as directed, but where no directions are given we will use our best judgment. Purchaser pays transportation. Trees up to four feet high can be shipped by parcel post.

Shipping Season—We can ship, as a rule, from the middle of March throughout April and May and from September 15th to November 15th.

Prepaid Stations—Some stations are called "Prepaid," as the company has no agent there; in such cases all transportation charges have to be paid at this end. The goods are taken from the trains at these prepaid stations and left there at purchaser's risk only.

Nursery Stock by Express—We earnestly advise that you have your nursery stock shipped by express, so that your goods are not so long on the road.

Parcels Post—We have fine success sending nursery stock by parcels post. We can make shipments of up to 70 lbs. in the 1st and 2nd zones, and up to 50 lbs. in all other zones. We cannot ship trees of over 4 ft. in length by parcels post. Where postage is not included we will send the goods and you pay the postage on receipt of trees.

GUARANTEE—We will guarantee everything sent out to be true to name and in good growing condition. If otherwise, you must notify us at once, money will be refunded or other stock sent free of charge. **All stock that fails to grow will, on application, after July 15th and before August 15th, be refunded at one-half catalog price the following spring or fall unless otherwise stated in catalog or letter, PROVIDING INSTRUCTIONS ARE FOLLOWED AND FULL CATALOG PRICE WAS PAID FOR GOODS. WE MAKE NO OTHER GUARANTEE.**

Five Per Cent Off for Early Nursery Orders Only

Early orders for nursery stock are more valuable to us than late ones, and we will, on all orders received before March 10th, allow you to add in **20.00** five per cent of the amount of your order. Thus, for \$20.00 you can buy \$21.00 worth of goods, when full remittance is received with the order.

FREE FROM DANGEROUS INSECTS AND DISEASES

STATE OF SOUTH DAKOTA CERTIFICATE OF NURSERY INSPECTION OFFICE OF SECRETARY OF AGRICULTURE

Pierre, S. D., Sept. 4, 1926

THIS IS TO CERTIFY that the nursery stock growing in the Gurney Seed & Nursery Co., of Gurney Seed & Nursery, inc., proprietors at Yankton, South Dakota, has been inspected by John Hetland, a duly appointed inspector of this office, in accordance with the provisions of Chapter 7, Laws of 1917, State of South Dakota, and permission is hereby granted said Nursery to sell and ship nursery stock which has been officially inspected and found apparently free from injurious insects, Aracnids, worms and dangerous plant diseases.

This Certificate is valid until July 1st, 1927, unless revoked.

Resident Nursery Certificate No. 259. Number of acres inspected. 240.

B. F. MYERS, Secretary of Agriculture.

F. W. MEDBERY, Director of Inspections.

JOHN HETLAND, Nursery Inspector.

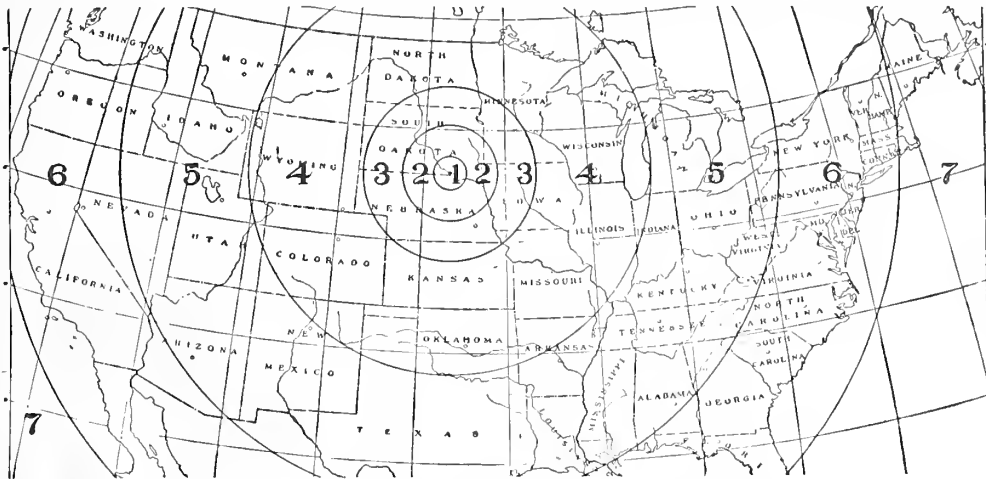
We can ship nursery stock into any State. In shipping into Canada the purchaser must secure a permit from the Canadian Government. This permit should accompany the order mailed to us before shipping time.

	Bu.	Lbs.	Oz.	Pkt.	No.	Name of Goods Ordcred	Size	\$	Cts.
LAWN MIXTURE						Carried Forward			
Capital, 20 lbs.									
For shady places, 10 lbs.									
CLOVERS									
100 Lbs.									
Sweet Clover White Blossom.....									
Grundy County Dwarf..									
Yellow Blossom									
Huham—Annual.....									
Medium Red.....									
Mammoth Red.....									
Alsike.....									
White Dutch.....									
Alsike and Timothy Mixed.....									
SEED CORN									
Per Bushel									
Standard varieties Dent.....									
Standard varieties Flint.....									
POPCORN									
100 Lbs.									
White Rice.....									
Red Rice.....									
Japanese Hulless.....									
GRASS SEEDS									
100 Lbs.									
Bromus Inermis.....									
Meadow Fescue.....									
Orchard Grass.....									
Kentucky Blue Grass.....									
Red Top.....									
English Rye, perennial.....									
Italian Rye, annual.....									
Red Fescue.....									
Timothy.....									
POTATOES									
60 Lbs.									
Bliss Triumph.....									
Green Mountain.....									
Irish Coghler.....									
Six Weeks.....									
Early Ohio.....									
Rural New Yorkers.....									
Gurney's Bugless.....									
Gurney's White Harvest.....									
Sweet Potatoes.....									
BABY CHICKS									
GUARANTEE: 100% live delivery.									
Transportation charges paid by us.									
Per 100									
Barred Plymouth Rocks.....									
White Plymouth Rocks.....									
Buff Rocks.....									
Jersey Black Giants.....									
White Wyandottes.....									
Silver Laced Wyandottes.....									
R. C. Rhode Island Reds.....									
S. C. Rhode Island Reds.....									
Buff Orpington.....									
White Orpington.....									
Light Brahmas.....									
S. C. Black Minorca.....									
S. C. Mottled Ancona.....									
S. C. Buff Leghorn.....									
S. C. White Leghorn.....									
S. C. Brown Leghorn.....									
CHANGE IN PRICES									
All prices quoted above are subject to change without notice but will probably be in effect, as quoted, during the entire season. These prices are made when the catalog was written early in October. If there are changes a new price list will be enclosed with the catalog when it is mailed, look for the pink price list.									

See Page 90 for Bargains in Sweet Clover and Alfalfa

To insure prompt answer write letters on separate sheet

Nursery Stock up to Four Feet High Can Be Shipped by Parcel Post



70 lbs. of Seeds or Nursery Stock Can Be Sent by Parcel Post in Zones One, Two, Three 50 lbs. in the Others

Table and Rates for Parcel Post from Yankton, South Dakota

The United States is divided into seven Zones for parcels post purposes as shown by above map.

Packages weighing up to and including seventy pounds will be accepted for shipment to any part of Zones one, two and three while the weight limit in Zones four, five, six and seven is fifty pounds. The rates of postage vary in the different Zones and are:

From Yankton, S. D. to Zones 1 and 2—7c for the first one pound and an additional cent for each pound added, if your shipment should weigh seventy pounds, the limit in these Zones the postage would be 74c.

From Yankton, S. D. to Zone 3—8c for the first pound then add 2c per pound for each additional pound up to 70 pounds.

From Yankton, S. D. to Zone 4—9c for the first pound then add 4c per pound for each additional pound up to 50 pounds.

From Yankton, S. D. to Zone 5—10c for the first pound then add 6c per pound for each additional pound up to 50 pounds.

From Yankton, S. D. to Zone 6—11c for the first pound then add 8c per pound for each additional pound up to 50 pounds.

From Yankton, S. D. to Zone 7—13c for the first pound then add 10c per pound for each additional pound up to 50 pounds.

Name of Seed	Pounds to Sow Per Acre	Lbs. per Bu.	Time to Plant
Alfalfa.....	12 to 20 lbs.	60	Apr. 1st to Sept. 1st.
Alsike Clover.....	8 to 12 lbs.	60	Apr. 1st to Sept. 10th.
Alsike and Timothy Mixed.....	12 to 15 lbs.	..	Apr. 1st to Sept. 10th.
Awless Brome Grass.....	20 to 25 lbs.	14	March, April and May.
Barley.....	60 to 96 lbs.	48	April 10th to 25th.
Barley—for Nurse Crop.....	36 to 60 lbs.	48	..
Broom Corn.....	5 to 8 lbs.	48	May and June.
Blue Grass—Canadian.....	30 to 40 lbs.	14	Apr.—July and Sept.—Oct.
Blue Grass—Kentucky.....	40 to 50 lbs.	14	Apr.—July and Sept.—Oct.
Bromus Inermis.....	20 to 25 lbs.	14	April and May.
Buckwheat.....	50 lbs.	52	June 20th to July 10th.
Cane—Broadcast.....	50 to 75 lbs.	50	May 15th to 30th.
Cane—In Drills.....	12 to 15 lbs.	50	May 15th to 30th.
Corn.....	9 lbs.	56	May and June.
Crimson or Scarlet Clover.....	14 to 20 lbs.	60	July to September.
Emmer.....	60 to 80 lbs.	40	April.
Flax.....	28 lbs.	56	May.
Lawn Grass.....	70 to 95 lbs.
Lawn Grass.....	1lb. for 300 sq. ft.
Mammoth Clover.....	10 to 15 lbs.	60	April 15th to May 20th.
Mangle Wurtzel.....	4 to 6 lbs.	..	May.
Meadow Fescue.....	55 lbs.	22	April to June.
Millet—Common.....	40 lbs.	50	May 20th to July.
Millet—German or Golden.....	40 lbs.	50	May 20th to July.
Millet—Hungarian.....	40 lbs.	48	May 20th to July.
Millet—Japanese.....	15 lbs.	40	May 20th to July.
Oats.....	64 to 96 lbs.	32	April 10th to 30th.
Orchard Grass.....	20 to 25 lbs.	14	May.
Pasture Mixture.....	18 to 20 lbs.	..	April and May.
Peas—Canadian Field Broadcast.....	90 to 100 lbs.	60	April 20th to 30th.
Peas—Canadian Field with Oats.....	75 to 90 lbs.	60	April 10th to 30th.
Rape Dwarf Essex.....	3 to 8 lbs.	60	May 1st to Aug. 1st.
Red Clover.....	10 to 15 lbs.	60	April 15th to May 10th.
Red Top—Solid Seed.....	10 to 15 lbs.	40	May and June.
Red Top—Unhulled.....	20 to 25 lbs.	14	May and June.
Red or Creeping Fescue.....	35 lbs.	14	May and June.
Rutabaga.....	2 to 3 lbs.	..	June 15th to July 15th.
Rye.....	84 lbs.	56	..
Rye—for Nurse Crop.....	42 to 70 lbs.	56	..
Rye Grass.....	20 to 25 lbs.	14	May and June.
Sheep's Fescue.....	30 lbs.	12	May and June.
Sorghum—Broadcast.....	50 to 75 lbs.	50	May 15th to 30th.
Soy Beans—Broadcast.....	65 to 85 lbs.	60	May 10th to 30th.
Soy Beans—In Drills with Corn.....	15 to 20 lbs.	60	May 10th to 30th.
Speltz.....	60 to 80 lbs.	40	April.
Sudan Grass—Broadcast.....	20 to 25 lbs.	40	June and July.
Sudan Grass—In Drills.....	7 to 10 lbs.	40	June and July.
Sunflower.....	7 to 10 lbs.	21	May and June.
Sweet Clover.....	10 to 15 lbs.	60	April and May.
Tall Meadow Oat Grass.....	40 to 50 lbs.	10	May and June.
Tall Meadow Fescue.....	35 lbs.	14	May and June.
Timothy.....	10 to 20 lbs.	45	April and Sept.
Turnip.....	2 to 3 lbs.	..	July 20th to Aug. 1st.
Vetch.....	40 to 50 lbs.	60	April 20th to 30th.
Wheat.....	120 to 150 lbs.	60	April to August.
White Clover.....	8 lbs.	60	..

Distance Apart to Plant

The distances recommended here are for this section only. In other localities it may be advisable to change them. Write us.

	Feet	No. per Acre
Apples and Crabs.....	20x24	90
Cherry and Plum.....	12x24	182
Hansen Plums.....	12x16	228
Currants and Gooseberries.....	4x 8	1,360
Blackberries and Raspberries.....	3x 8	1,810
	Feet	No. per Acre
Strawberries.....	1x 4	10,888
Asparagus.....	1x 4	10,888
Pieplant.....	4x 8	1,360
Trees or Evergreens for shelter belt.....	4x12	907
Grapes.....	6x 8	907

Number of Trees or Plants to the Acre at Given Distances

12x12 inches.....	43,560	30x30 inches.....	6,970
18x12 inches.....	19,360	36x24 inches.....	7,260
24x18 inches.....	15,520	36x36 inches.....	4,840
30x12 inches.....	17,424	4x 4 feet.....	2,723
5x 4 feet.....	2,178	12x12 feet.....	302
8x 3 feet.....	1,815	16x16 feet.....	170
8x 8 feet.....	680	20x20 feet.....	108
10x10 feet.....	435	30x30 feet.....	48


Instructions for Laying Out the Orchard or Small Fruit Garden

First secure check wire, heavy garden line, tape line or other wire long enough for the longest way of the ground to be used, determine the distance apart you are going to plant, then fasten firmly to the line at the determined distance a marker of cloth or string. If a different distance one way than the other, then a different colored marker for the other distance. Then determine a corner tree or shrub, a place to start from, drive a stake at that point, place your first marker on your line at that point, fastening your line firmly not to that stake but to another in line with this first row far enough back to be out of the way, draw your line tight on the line wanted for first row and fasten firmly. Then place a stake (size half-inch by 12 inches is large enough) at each marker on outside of line. Then take far end of line and carry it quarter of a circle which will make an exact right angle to first row; keep the first marker at first tree, stake at markers again on outside of line, then take up line and place first marker at last determined tree of last line, then pull line to parallel first line as near the width of the orchard as possible, then stake at markers again, then take line placing first marker at last tree in first line and last marker at last tree in third line, moving the stake in third row established in or out as your line will determine. Again stake at markers and then move both ends of line to next trees in both first and third lines established and so on until you reach the first tree in first and third lines established. If directions are followed you will have perfect alignment in all directions.

This photograph shows a portion of the main buildings, together with the employees working in these particular buildings, but does not include those working in the Nursery or in the Nursery Department.

We employ as high as 250 people, many of these employees have been with us for many years, many of them all of their lives. This long service makes it possible to give you the service which your orders entitle you to.

Remember this company has been in continuous operation for sixty-one years, always in the Northwest, Iowa, Nebraska and South Dakota, that its goods are shipped all over the world. The catalog goes to you and to 1,000,000 others each year, that every year there has been an increase in the number of customers over the previous year, which could only be accomplished by satisfying those who buy from us.



A Portion of the Building and Employees of this Company

The following are a list of the free Bulletins published by us, and to which you are welcome. This is a part of the Gurney Service.

- | | | | | |
|------------------------------------|-----------------------------|-------------------------------|-------------------|------------------------------------|
| Asparagus and Rhubarb. | Cucumber. | FREE SERVICE BULLETINS | Apples and Crabs. | Roses. |
| Alfalfa and Clovers. | Carrots, Stock and Table. | Melons, Musk and Water. | Bulbs and Tubers. | Small Fruits. |
| Prof. Hansen's Search for Alfalfa. | Corn, Sweet, Pop & Field. | Mushrooms. | Cuttings. | Spraying Insects and Insecticides. |
| Beans. | Hogging Down Corn. | Onions. | Evergreens. | Strawberries. |
| Celery. | Cane, Kaffir, Milo & Sudan. | Peanuts. | Flowering Shrubs. | Shade and Forest Trees. |
| Cabbage. | Forage Crops. | Peas. | Hardy Perennials. | Vines and Climbers. |
| Crop Rotation. | Grasses, Pasture. | Peppers. | Hedge Plants. | Fall Bulbs. |
| Cauliflower. | Hot Beds, How Made. | Potatoes. | Peonies. | |
| | Lawn Making. | Pumpkins and Squash. | Plums. | |
| | | Tree Seeds. | | |

PREMIUMS FOR 1927

Something Good Free With Every Order

We have adopted a little different policy in the way of cash premiums for this coming year, and wish those who are interested would go over the following carefully. We offer \$20.00 in cash premiums at each State Fair in the United States for the best exhibit of vegetables grown from **Gurney's seed** and exhibited by the grower. To win this you must also win the Society's premium for the best display of vegetables.

We offer \$10.00 in cash for the best ten ears of corn grown from Gurney's seed and exhibited at your State Fair; any variety, just so you get the seed from Gurney.

We offer \$10.00 for the big pumpkin.

We offer \$3.00 additional to above premiums at all of the State Fairs for a photograph of the premium winning article, whether it be corn, potatoes, vegetables or fruits.

All of these premiums aggregate several thousand dollars. If you will compete for and win them, we are only too glad to give you the money.

Conditions of this \$20.00 premium are that all items exhibited must be grown exclusively from Gurney's seed and must win the Society's regular premium for the best display of vegetables. **There will be no exceptions to these rules.**

Conditions of all above premiums are: **They must be grown from seed purchased from Gurney Seed & Nursery Company or from dealers handling our seed in the year 1927, and exhibited by the grower.**

Mammoth Pumpkin—Every order that goes from the garden and flower seed department contains a package of these Mammoth Pumpkin seed, producing pumpkins weighing as much as 200 lbs. We pay for the largest pumpkin reported **\$10.00 in cash.**

Gurney's Bugless Potatoes—The largest yielding, best quality, most immune from bugs of any potato. For the largest potato grown from our seed **\$10.00 in cash.**

Table Queen Squash—The highest yielding and best quality individual squash. For the greatest number of squash produced on one vine we pay **\$10.00 in cash.**

Gurney's Rainbow Flint—For the longest ear of this remarkable flint corn we pay **\$10.00 IN CASH.**

Premiums in the Nursery Department

I am unable to tell you today just what the premiums will be in this Department. In fact, when your order is placed with us, we will have to judge from the kind of stock ordered by you that which would be most desirable to add to it and we will do this with each order and we believe our selection will be a pleasant surprise to you.

Premiums in the Field Seed Department

In the Field Seed Department, the net profit is very small and we cannot promise much in the way of free goods in that Department but we shall figure out something that will please you.

Premiums and Gifts

With each order, no matter how small your order may be, there is always something extra packed with it. With each \$4.00 order for garden or vegetable seed, you will receive a new vegetable cook book, containing many hundreds of the best recipes for the preparation of vegetables for the table. These are selected from thousands submitted to us by our customers. If your order is for less than \$4.00, you will receive a credit for 25c for each dollar order. For instance, if your order is for \$3.00, add 25c additional for this valuable cook book.

For the Best Photograph

You are growing every year, from seed, trees or shrubbery, a beautiful vegetable or flower garden, nice landscaped home, a specimen flowering or ornamental shrub, wonderful fruit trees with immense quantities of fruit, a fine field of corn, grain or forage, and we want from you a photograph of this, whatever it may be, and for the photograph winning the cash prizes, we will pay \$10.00 for the first selection, \$5.00 for the second and the next four, \$2.50 each. These will all be used in the 1928 catalog.

Your father and mother, and in many cases, your grandfather and grandmother, planted Gurney's Seeds and Trees. We want a photograph of the person or persons who planted them long ago. We would like the photograph taken with a grove, an evergreen, or any other tree or shrubbery that was furnished by Gurney and planted long ago. For this photograph we will pay \$10.00 cash.

All photographs must reach us before October 1st, 1927.

Premiums in the Poultry Department

We will ship to you the best cockerels and baby chicks you have ever had. We will ship them out at the proper time, all transportation charges prepaid on baby chicks. (Cockerels can be shipped by express only, purchaser paying express charges.) They will be delivered to your door, if you are on a rural route, with guarantee of 100% live chicks. These will be of our own hatching and to take care of the increased business, we have added 50,000 egg capacity again this year.

Something of the Quality of Our Chickens

At the Greater Northwest Association's fall show in 1925 at Yankton we made approximately 40 entries and received a greater percentage of premiums for the entries made than any other person, firm or corporation. In the Jersey Black Giants alone we received ten premiums; in the Single Comb Brown Leghorns, 8 premiums and a corresponding number in other breeds entered.

We are telling you of this so that you may know something of the quality of the birds back of the baby chicks. I wish you would study the colored page of cockerels (Page 52.) These are all reproduced from photographs of prize-winning birds. We have the best talent possible at the head of this Department and we have one man on the road almost continuously giving public lectures and demonstrations in poultry growing, culling and breeding. If you are not too far away, we can give you this service in your community.

THE VEGETABLE GARDEN FOR 1927

Something Special Will be Packed Free With Each Order

Your vegetable garden will be as yourself, and your seedsman, make it. No matter how well you may do your part, if the seed has not the right germination and high yielding, quality producing power, then your labors have not brought the returns they should and we, as seedsmen, realizing this, have used every means within our power to get to you the seeds that will give you the best in pleasure and profit. You will realize that to do this it costs more than just the planting and harvesting of any old seed. All of the growing fields must be inspected and rogued and the finest plants must be saved for stock seed—that a continuous improvement may be made.

In the following pages we are offering you only seeds that would be satisfactory for our own planting. We are offering them at very reasonable prices as low as good seeds can be produced and delivered, and leave a small margin of profit that we may continue to serve you. All of the varieties offered in the Garden Seed Department have been tested in the Trial Ground and open culture from two to three, or many years and have been selected as the varieties that will give you the best returns from the space used.

The vegetable garden, tho it may only be a few feet square, will add much to the joy of living and materially reduce expenses. Many have not planted and produced vegetables for the reason that thru lack of knowledge of the many delicious ways of preparing them, have failed to get that pleasure and profit experienced by the neighbor garden grower.

To assist you to a better knowledge we asked our customers in the 1925 catalog to submit to us recipes for the proper preparation of vegetables for the table. There was a liberal response and we received thousands of them. We have selected from these all that we considered best and have compiled them in book form, and this "Gurney's Vegetable Cook Book" will be mailed free with all \$4.00 or larger orders, received by us from the 1926 catalog. The book will sell at 50c. Do not allow 1927 to go by without a vegetable garden. You will enjoy the planting, harvesting and the eating of fresh vegetables from your own garden and you will profit thereby.

Ground Almond

Is a very interesting novelty as one nut will produce as many as 125 to 150 in a hill. They should be sown in good mellow ground, they have a very fine almond flavor. The nuts are about three-quarters of an inch in length, having a thin brown skin and snow white meat that becomes sweeter after the nuts have been harvested and dried for a time. Our seed of these nuts is graded and will make an excellent crop. The nuts are formed near the surface and will mature in the fall after the first frost. **Price, pkt., 10c; ¼ lb., 25c; lb., 75c, postpaid.**

Asparagus

Sow in early spring in drills two inches deep and one foot apart between rows. After the plants are one or two years old transplant them into permanent beds. Set them 15 inches apart each way and cover four inches deep. Manure plentifully each fall, to be forked in very early in the spring, after which sow on a good dressing of salt, one oz. to 50 ft. of drill.

Columbian Mammoth White—A distinct variety of strong, vigorous growth, producing large white shoots that remain white as long as fit for use. **Pkt., 5c; oz., 10c; ¼ lb., 30c; lb., 90c.**

Pedigreed Washington—The result of careful breeding it grows large straight shoots, dark green in color with heavy overtones. The tips are tight and firm and do not open out or begin to branch until well out of the ground, making the finest kind of green Asparagus both for home use and market. It is nearer to being rust-proof than any other variety and the large luscious stalks will be greatly appreciated. **Pkt., 10c; ½ oz., 20c; oz., 35c; ¼ lb., 90c; lb., \$2.40.**

Mary Washington—A special selection from Pedigreed Washington, being earlier and larger, and the stalks slightly oval in form. Produces large healthy seedlings, impervious to rust. **Pkt., 15c; ½ oz., 30c; oz., 50c; ¼ lb., \$1.50; lb., \$5.00.**

Summer Asparagus—Known as "Cut and Come Again." This most delicious vegetable is worth a place in all gardens. The plant makes a strong growth, like summer crookneck squash. The fruit should be cut at four to six inches long and you should not allow any fruit to mature, as it stops the formation of new fruit. Cook it just the same as asparagus. Yields wonderfully. **Pkt., 10c; oz., 25c.**

Beans—Garden Varieties

Garden varieties of beans consist of Wax, Green Podded Dwarf, String Beans, Pole and Lima beans. All of these yield enormous crops and require only a small space for sufficient for a large family. The Green Podded, Wax Podded and the Pole Beans are especially good used as a green or snap bean. After they have matured the dried beans of these and the Limas are excellent cooked as described in the new cook book. Young bean plants are easily damaged or killed by freezing so planting should be delayed until danger of frosts is past. Plant in rows about 2 feet apart 5 or 6 inches apart in the rows. Keep well cultivated but do not cultivate when the plants are wet as it will cause many varieties to rust and injure the crop.

For a succession of this delicious vegetable, plant every two weeks until the middle of August; a pound of seed for 100 foot row. 60 lbs. will plant an acre.




Asparagus

Gurney's Everbearing Wax Rust-Proof Bush Bean

See colored plate page 18

(45 Days to maturity). The great campaign carried on by the government for the canning of vegetables applied especially to fresh beans, the wax and green podded beans in the pod. This created a very heavy demand for beans suitable for canning purposes. We planted a larger acreage than usual and have a fine crop, and you will find this not only the best for canning purposes, but the best for using fresh as string or snap beans. As its name implies, it is an ever-bearing bean, or a continuous bearer, over a period of six weeks; it is also rust-proof and practically immune from all other bean diseases, producing always a large crop. This bean is especially valuable to the home gardener for all of the reasons named above. It produces the most beautiful pod of any of the beans, generally of very even length, of a beautiful shiny wax, very brittle and free from fiber, being absolutely stringless until ripe. **¼ pint, 20c; 1 lb., 40c; 5 lbs., \$1.75; 10 lbs., \$3.00; 30 lbs., \$5.50; 60 lbs., \$10.00.**

Curry's Rust-Proof Wax—(40 days to maturity). Positively proof against rust. This is the earliest of the black wax beans. An ideal bean for the market gardener, being a heavy bearer of large, well-formed pods, tender, absolutely stringless. It is a variety that when you sell it to your customer means a re-order. It is excellent to be used as a string bean when the pods are formed and before the beans are full grown. It can be used as a shelled bean when the beans are full grown but not ripe. Quality excellent. **¼ pt., 15c; lb., 40c; 15 lbs., \$3.30; 60 lbs., \$11.00.**



Gurneys Rust Proof Wax



Hodson Wax

yellow, good length, a little flatter than round, entirely stringless, and of a fine, buttery flavor. It is excellent for cooking when the pods are just formed. Again, when the beans are nearly ripe, as a shelled bean. An excellent sort for canning or pickling. A very heavy bearer, and withstands adverse conditions. The seed is white, mottled, red and purple. $\frac{1}{3}$ pt., 15c; lb., 40c; 15 lbs., \$3.25; 60 lbs., \$11.50.

Wardwell Kidney Wax—(45 days to maturity). An early prolific wax bean; hardy and productive; pods flat, of a delicate waxy yellow and brittle; seed white, mottled brown around the eye $\frac{1}{3}$ pt., 15c; lb., 40c; 15 lbs., \$3.30.

Pencil Pod Black Wax—(45 days to maturity). A most delicious rich dark yellow snap bean, being so tender and brittle that by taking it at either end and bending it, it will fly into several pieces. Abundant harer. Seed black when ripe. Price: $\frac{1}{3}$ pt., 15c; lb., 40c; 15 lbs., \$3.25; 60 lbs., \$11.00.

Hodson Wax Rust Proof Bush Bean—(45 days to maturity). Remarkably strong grower, sturdy and productive. Has been entirely free from rust and blight. The plants are well loaded with long, straight, handsome pods averaging about seven inches in length; the color is a very bright yellow, making them very attractive; the pods are brittle and tender and of the very best flavor. They are free from fibre and stringless, while its fine table quality and its long handsome pods will render it of special value to the private gardener. $\frac{1}{3}$ pt., 15c; lb., 45c; 15 lbs., \$3.25; 60 lbs., \$11.00.

Davis White Wax—(40 days to maturity). This bean has taken the place of practically all others. It has out-yielded all other varieties of wax beans under adverse conditions and given crops where other varieties have failed. The plant is exceptionally healthy, compact, upright growth, carrying its pods in the center and well up from the ground. It seems to stand wet and dry weather better than other beans and always gives a large yield of handsome pods, long, flat, clear and waxy white. The dry bean are most excellent for cooking. Personally, I prefer them to any Navy Bean. $\frac{1}{3}$ pt., 15c; lb., 40c; 15 lbs., \$3.00; 60 lbs., \$11.00.

Gurney's Earliest Brittle Wax—(40 days to maturity). This remarkably early clear white bean, delicious in quality, stringless in all stages of its growth, combined with its extreme earliness, makes it one of the most desirable for the garden, and as its name implies, it is of that degree of brittleness that makes it extra desirable for cooking purposes in its golden waxy stage. $\frac{1}{3}$ pt., 15c; lb., 40c; 15 lbs., \$3.25; 60 lbs., \$12.00.

Golden Wax—(40 days to maturity). The Golden Wax is probably the earliest, and we believe the most generally planted and satisfactory of any of the old varieties. Pods are a bright, waxy yellow, good length, a little flatter than round, entirely stringless, and of a fine, buttery flavor. It is excellent for cooking when the pods are just formed. Again, when the beans are nearly ripe, as a shelled bean. An excellent sort for canning or pickling. A very heavy bearer, and withstands adverse conditions. The seed is white, mottled, red and purple. $\frac{1}{3}$ pt., 15c; lb., 40c; 15 lbs., \$3.25; 60 lbs., \$11.50.



Davis White Wax

Pole or Running

Large Early Jersey Lima—(85 days to maturity). Pods broad and rough. Seeds large, broad and white. $\frac{1}{3}$ pt., 15c; lb., 40c; 15 lbs., \$3.75.

Kentucky Wonder—(70 days to maturity). (Old Homestead.) This climbing variety is very vigorous and productive and bears its pods in large clusters. The pods are green, very long, often being nine or ten inches, nearly round, stringless and very crisp when young, and so fleshy that they are greater in width than breadth. The seed is long, oval, dun-colored. This is one of the very best early Pole Snap Beans for the home garden or market. The supply of seed is limited and purchases should be made early. $\frac{1}{3}$ pt., 15c; lb., 40c; 15 lbs., \$3.75.

Kentucky Wonder Wax—Most people prefer the wax podded to the green podded beans. The Kentucky Wonder Wax is identical with the Kentucky Wonder Green podded excepting that it bears large quantities of rich golden-yellow pods commencing when about half grown and continuing until killed by frost in the fall. $\frac{1}{3}$ pt., 15c; 1 lb., 40c; 2 lbs., 75c; 15 lbs., \$3.75.

Golden Cluster Wax—The flat pods are 7 to 8 inches long. Of a rich golden yellow; stringless and excellent in flavor. White-seeded $\frac{1}{3}$ pt., 15c; lb., 40c; 15 lbs., \$4.00.

Bush Lima

Improved Henderson Bush Lima—(70 days to maturity). This is the very early Sieva or Butter Bean of the South. The pods are ready for use a week earlier than those of Burpee's Bush Lima and the plants are immensely productive. When gathered young the beans are of excellent flavor. $\frac{1}{3}$ pt., 20c; lb., 40c; 15 lbs. \$3.75.

Bush Lima (Burpee's)—The true bush form of the old large Lima Bean. It grows vigorously to a height of 18 to 20 inches, forming a circular bush, 2 or 2½ feet in diameter, requiring no poles or stakes, yielding from 50 to 150 fine pods, similar in size and quality to those grown on the large white Lima Beans. $\frac{1}{3}$ pt., 20c; lb., 45c; 15 lbs., \$4.00.

Fordhook Bush Lima—(75 days to maturity). The very best large-seeded variety. The plant is vigorous, erect-growing, bearing well above the ground. The pods, which are produced in large clusters, are medium green, about four and three-fourths inches long, each containing three to five large beans of exceptionally fine quality. Don't fail to plant some of these in your garden this spring. Prices: $\frac{1}{3}$ pt., 20c; 1 lb., 45c; 5 lbs., \$2.00.

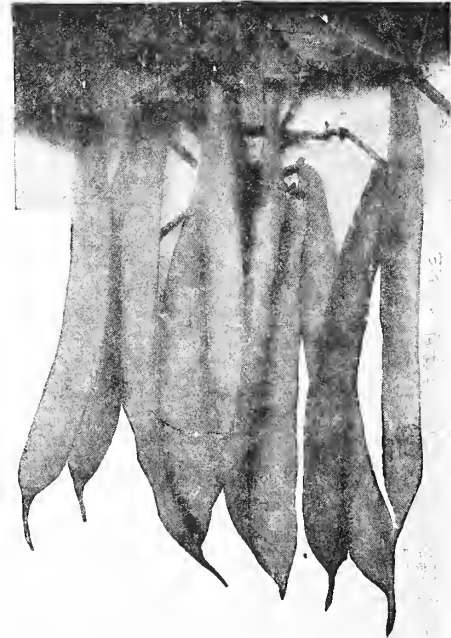
Green Podded Varieties

Navy Bean—A great many people grow what they suppose is the Navy Bean, but is generally a mixed, uneven bean that cooks uneven and lacks quality. Our Navy Beans are absolutely pure and hand picked. You will not find a bad bean in a bushel. Per lb. 25c; 15 lbs., \$2.25; 60 lbs., \$7.25.

Burpee's Green Pod Stringless—A very desirable dwarf green podded snap sort for the home garden and largely grown for the market. The plants are large, spreading and productive. The pods are medium green, five to six inches long, cylindrical, larger than those of Red Valentine but are quite as fleshy, of equally high quality, and remain crisp and tender longer. They mature a little later. Seed of medium size and length, yellowish brown. $\frac{1}{3}$ pt., 15c; lb., 40c; 15 lbs., \$3.00; 60 lbs., \$11.00.



Kentucky Wonder



Stringless Green Pod

Table Beets

Frosts or light freezing does not hurt the young beet plants; consequently, you can sow as early in the spring as ground can be properly cultivated. These may be grown in rows as close as 18 inches apart. Plant the seed about 2 inches deep in the drill and make several plantings, as late as the first of July, for the supply that goes into the cellar for winter use. Beets may be prepared in so many delicious ways that your supply should be ample at all times. 1 oz. of seed will plant 50 feet of row, 7 lbs. to acre.

Arlington Favorite— A new dark-leaved early blood variety; originated at Arlington, Mass., where it is grown extensively for the Boston Market. It follows the Eclipse closely in maturing, but is of much darker color and superior in quality; perfectly round in shape, it differs from all other dark blood sorts, in that it has the sweetness of the Bassano, and yet a very dark, deep blood color. Its small, upright growing tops, early maturing, and the splendid shape and color of the roots make it popular with everyone. **Pkt. 5c; oz., 15c; ¼ lb., 35c; 1 lb., \$1.00.**

Bastian Half Long— An early half long beet, quality excellent and will produce nearly twice the weight in the same time as the early round beets. **Pkt., 5c; oz., 15c; ¼ lb., 35c; 1 lb., 90c.**

Crosby's Egyptian— It is large, dark red, nearly spherical; one of the best for early planting outdoors. It is a most excellent sort, becoming fit for use sooner than any other variety. **Pkt., 5c; oz., 15c; ¼ lb., 35c; 1 lb., \$1.00.**

Detroit Dark Red Turnip— A grand beet for bunching for market; tops are exceedingly small and uniformly upright; roots are perfect turnip shape, with small tap roots. The principal fault with most Turnip Beets is the occasional appearance of white rings, and this will be found has been overcome by careful selection of the deepest red beets. Quality is the very best, sweet and tender. Gardeners can safely plant it largely. **Pkt., 5c oz., 15c; ¼ lb., 40c; 1 lb., \$1.00.**

Extra Early Eclipse— An excellent sort; about as early as the Egyptian, but we consider it better because it is larger and of much finer quality. **Pkt., 5c; oz., 15c; ¼ lb., 35c; 1 lb., \$1.00.**

Edmand's Early Blood Turnip— The very best sort for general crop. In quality one of the finest; exceedingly dark; shape glohular, having one tap root. **Pkt., 5c; oz., 15c; ¼ lb., 35c; 1 lb., \$1.00.**

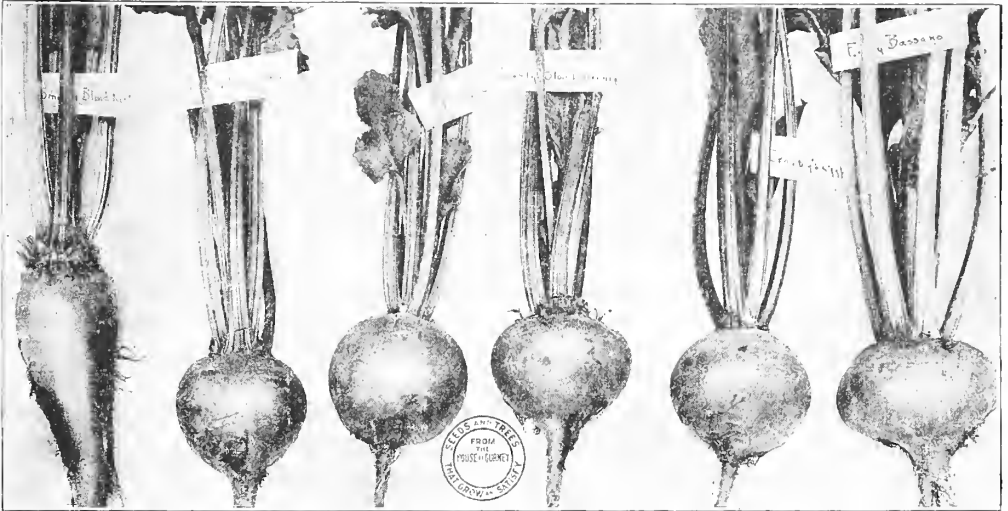
Gurney's Early Model Globe

One of our lady customers wrote us that the Model Glohe Beet should be sold as an ornamental plant as well as a vegetable. I do not blame or wonder at her making this remark. A row of the Model Glohe Beet is very ornamental. The foliage as well as the root, is purplish red, and would make an ornamental bed even in the best front yard. The Model Glohe Beet is medium early, always even in size, color and shape. A number of newer varieties have been offered since we offered the Model Glohe, but they have never equalled this beet in the trial grounds or in the field. One of the most satisfactory uses of the Model Glohe Beet is for pickling purposes, using them when they are about 1½ inches through. They retain their color and are of excellent quality. **Pkt., 10c; oz., 15c; ¼ lb., 40c; ½ lb., 70c; 1 lb., \$1.25.**

Improved Early Egyptian— We consider this the best first early beet of all the standard varieties. Best for forcing, best for first outdoor planting, roots very dark red, rounded on top, flat underneath. Small tops, which allow close planting. **Pkt., 5c; oz., 15c; ¼ lb., 35c; 1 lb., \$1.00.**

Lentz— An extremely early, round beet of tender quality and fine flavor very attractive, color being rich red with light zones. This beet is also used for forcing under glass but is an exceptionally good table beet. **Pkt., 10c; ¼ lb., 45c; 1 lb., \$1.50.**

Long Smooth Blood— The standard long sort. **Pkt., 5c; oz., 10c; ¼ lb., 30c; 1 lb., 90c.**



Swiss Chard— For the leaves alone this variety is grown. This gathered young, should be cooked the same as spinach, or later the midribs may be cooked and served the same as asparagus. **Pkt., 10c; oz., 15c; ¼ lb., 40c; 1 lb., \$1.25.**

Root Crops—Sugar Beets and Mangels

I am writing this in November. We had an exceptionally dry summer. The hog and chicken pastures have yielded about one-third of their ordinary green food but fortunately we had planted a number of acres of mangel beets and these have been going everyday in wagon load lots into the various chicken yards and hog feeding houses. It has saved much grain though the growing season in this section lacked 10 inches of rainfall. These crops produced better than 10 ton per acre.

The food value in root crops is high. The conditioning of your live stock is worth more and everyone should plant a sufficient acreage so that the hogs and chickens could have a supply every day until they can get onto the green pastures next spring. It is not unusual to produce 25 ton of mangels or carrots to the acre. An ordinary yield under fair conditions would be 15 to 17 tons. Plant a sufficient quantity so that the milch cows can get their share and you will increase the flow 25%. Plant 7 lbs. seed per acre.

Giant Half Sugar Rose— As its name implies, this is a half sugar beet. Roots of much greater nutritive value than mangels. Yield nearly as large as the best of the mangels. Roots grow about one-half out of the ground, and are conveniently harvested. **Oz., 10c; ½ lb., 35c; 1 lb., 50c; 5 lbs., \$2.10.**

Golden Tankard— One of the medium sized perfect shaped ones, can be grown closer than other varieties, giving as good yields as large varieties. **Oz., 10c; ½ lb., 35c; 1 lb., 50c; 5 lbs., \$2.10.**


Mammoth Long Red— More generally grown than any other sort; roots large, quality excellent. **Oz., 10c; ¼ lb., 20c; 1 lb., 55c; 5 lbs., \$2.50.**

Vilmorene Sugar Beet— It unites capacity for a large yield with an exceedingly rich flesh, making it the best for cattle feeding. Tops medium sized; roots above medium size, long top-shaped, growing slightly above the surface; white, washed with red at top; flesh fine grained and very sweet. **Oz., 10c; ¼ lb., 25c; 1 lb., 60c; 5 lbs., \$2.50.**

White Klein Wanzenbe Sugar Beet— This variety has proved to be a very valuable sort, not only in foreign countries, but as well in Colorado and other sections of this country, where it has been thoroughly tested. It has a rather long, slender root, very rich in sugar, and grows deeply sunk in the ground and it is claimed to yield under average conditions about sixteen tons to the acre, containing 12 to 13 per cent of sugar. **Oz., 10c; ¼ lb., 25c; 1 lb., 60c; 5 lbs., \$2.50.**

Mixed Table Sugar Beets and Mangels

We have just a few pounds of beet seed that has become mixed in handling. The germination is very high, all fresh seeds, and for stock purposes they will be equal to the best named varieties, but will not be all of one type. **½ lb., 25c; 1 lb., 40c; 5 lbs., \$1.75.**



Danish Sludstrup for Seed Selection (See Page 10)



Brussels Sprouts

Danish Sludstrup Mangel

This most wonderful Mangel has been awarded a first class certificate several times by the Danish Government, which is the highest honor attained in Agricultural circles in Denmark. Sludstrup is a long reddish yellow root, but not so long as the Mammoth long red. It grows more above the ground and is very easily harvested. The size of the roots, like all other varieties, depends entirely upon circumstances. They are frequently grown to a size weighing from 15 to 20 pounds each. The Danish farmers prefer to grow them smaller, viz., 6 to 10 pounds each, which is accomplished by not allowing so much space in and between the rows. The smaller roots contain a higher percentage of dry matter, consequently the crop is more valuable than if large roots are grown. **Oz., 10c; 1/2 lb., 40c; 1 lb., 55c; 5 lbs., \$2.50.**

Borecole or Kale

Tall Kale—One of the very best plants for greens, well known and much planted by German-Americans, but little used by others. It is much hardier than cabbage and a good frost improves its quality. The leaves are very curly. **Pkt., 5c; oz., 10c; 1/4 lb., 30c; 1 lb., 95c.**
Dwarf Green—Hardy, prolific, flavor similar to cabbage; desirable in every garden. **Pkt., 5c; oz., 10c; 1/4 lb., 30c.**

Broccoli

Sow early in spring. Transplant and cultivate the same as cabbage. The Broccoli is similar to the Cauliflower. They will produce heads in October and November. **Large White Mammoth—Pkt., 10c; oz., 35c; lb., \$2.50.**

Brussels Sprouts

Cultivated for the small heads that grow in considerable number on the main stem. It is a delicacy much esteemed by some. Sow in seed bed middle of spring and transplant and manage as Winter Cabbage. **Pkt., 10c; oz., 25c; 1/4 lb., 60c; lb., \$2.25.**

CELERY—A MOST DELICIOUS VEGETABLE. 1 Oz. Will Produce 3000 Plants

For a vegetable that is so easily grown, celery seems to be an unknown commodity in most gardens. This is especially true in the northwest where the highest quality celery is produced. Northwestern celery does not look so nice as the Michigan or California grown, but the plants are so crisp and such a delicious nut-like flavor, that you are missing really the best part of the garden if you leave out this vegetable.

For the first supply, sow very early in April, transplant the plants when 2 or 3 inches high to about 6 or 8 inches apart in the row. Feed them well with plenty of well-rotted manure. Draw the soil up to the plants as they grow and blanch as per instructions in the Celery bulletin, which we furnish free. For the winter supply, plants should be taken from the cold frame in June and cared for just as you did for the early plants.


Golden Plume—A new early celery of much merit, large robust stalks, early blanching and of that crispness and nutty flavor so much desired. This is absolutely the finest golden celery in cultivation. **Pkt., 20c; 1/4 oz., \$1.00; 1/2 oz., \$1.50; 1 oz., \$2.25.**

Golden Self-Blanching Celery—Like the White Plume, this Celery requires very little earthing up, and in many other respects it is similar to that favorite sort, differing, however, in color, which is yellowish, the heart being large and solid and of a beautiful golden hue. **Pkt., 10c; oz., 50c; 1/4 lb., \$1.75; 1/2 lb., \$2.75; lb., \$5.00.**

White Plume—Out in the State of California they produce and ship thousands of carloads of White Plume celery each year. We have received letters from some of the largest of the California celery growers, telling of the wonderful results from our White Plume Seed, and we know that it will give you better results, as it has them. Celery is one of the most delicious of the vegetables, can be grown easily in any small garden, and if you ask for it in placing your order a celery leaflet, giving full instructions, will be placed in your package. This is also true of practically all of the vegetables. We have bulletins on all of them for your special benefit. **Pkt., 10c; oz., 25c; 1/4 lb., 90c; 1 lb., \$3.00.**

Giant Pascal—Grows about two feet high, the stalks are very broad, thick and crisp, and entirely stringless; the width and thickness of the stalks are distinctive features of this variety. It bleaches with but slight earthing up, and very quickly, usually in five or six days. **Pkt., 5c; oz., 20c; 1/4 lb., 60c; 1 lb., \$2.00.**

Winter Queen—Highly regarded by growers for late keeping, preserving its solidity and tenderness very late in the spring. Vigorous in growth and of attractive appearance. **Pkt., 5c; oz., 25c; 1/4 lb., 70c; lb., \$2.50.**



Gurney's Earliest Market

Chicory

Large Rooted, or Coffee—Sown in drills, the roots become well developed. When they are dried, roasted or ground, they become the chicory of commerce, and are used in adulterating coffee. **Pkt., 5c; oz., 15c; 1/4 lb., 40c; lb., \$1.50.**

Cress

Curled or Peppergrass—Common and well known. **Pkt., 5c; oz., 15c; 1/4 lb., 35c; lb., 75c.**

True Water Cress—Leaves tender and highly flavored. **Pkt., 10c.**

Cauliflower

1 Oz. Will Produce 1000 Plants


For spring crops only the extra early dwarf varieties should be selected and seed sown in hot beds early in February, transplanting the young plants to the garden early in April, when the trees are starting out in leaf. For main or fall crop seed should be sown about June 1st, and young plants set out during the latter part of July.

Gurney's Earliest Market Cauliflower—This wonderful new short-stemmed, large-headed, heavy-leaved Cauliflower was offered by us in 1910 for the first time, and we wish to say to all lovers of this delicious vegetable that you can grow these as easily as you can grow the cabbage. It is a sure heading variety, nearly every plant making a good, solid head. It is desirable for market gardeners on account of earliness and clear white color, which create an unusual demand for it. **Pkt., 20c; oz., \$2.00.**

Early Snowball—This is a popular extra early strain of dwarf, compact growth. Under favorable circumstances nearly every plant will make a fine solid head of good size. It is valuable for both early and late. **Pkt., 15c; 1/4 oz., 50c; oz., \$1.50; 1/4 lb., \$5.00.**

Extra Early Dwarf Erfurt—(Extra Selected)—This is the choicest selected strain of the popular Erfurt type and is remarkable for its extreme reliability in heading. Plants very dwarf. **Pkt., 10c; oz., \$1.50; 1/4 lb., \$5.00.**

Vetches, Autumn Giant—The best large late Cauliflower, especially desirable for mixed pickles. **Pkt., 5c; oz., 75c.**



Kale



White Plume

Celeriac

A variety of celery having turnip-shaped roots which, when cooked and sliced in vinegar, makes a most excellent salad.

Large Smooth Pragae—This is the largest and best variety grown, and grows to a large size. **Pkt., 10c; oz., 20c; 1/4 lb., 50c; 1 lb., \$2.00.**

CARROTS — A MUCH NEGLECTED VEGETABLE

1 oz. for 100 feet of row. 3 pounds to sow an acre

It is only a few years since people supposed that the only thing carrots were good for was to color butter and feed to stock. They are now finding that carrots are one of the most delicious vegetables for the table that we grow in the garden and can be prepared in many ways and used from the time they are the size of your little finger until the new crop comes the next year. All of these various methods of cooking are described in the Gurney's Cook Book.

Plant the Mammoth varieties in acre lots on your farm for stock feed. Carrot is one of the most valuable stock foods and yields immensely. These may be planted with the ordinary garden drill early in the spring, in rows from 12 inches to 4 feet apart, depending on the method of cultivation. In the wide rows cultivate with the ordinary corn cultivator. In the narrow rows use the garden wheel cultivator. A man will cultivate two acres per day easily. A wagon load of the stock carrots thrown into the feeding houses, is a great preventive of diseases in your stock. It is a mighty good change of food and these stock carrots yield as high as 25 tons per acre.

Garden varieties can be planted in rows 12 inches apart and yield so heavy that they will actually crowd each other nearly out of the ground. You can commence thinning them out as soon as they are a half inch thru.

Early Chantenay Carrot — This carrot is considered by the market gardeners as one of the very best for early use; it grows about six inches long, very uniform in size and shape, stump-rooted, very smooth, deep red, fine grained, sweet. **Pkt., 5c; oz., 15c; ¼ lb., 40c; 1 lb., \$1.25.**

Gurney's Pie Carrots — We do not suppose you have ever made or eaten a carrot pie, very few people know that carrots are good for pie purposes and probably none of you have known that any particular variety or kind of carrot would make a better pie than another. Carrots for pie purposes are at least equal to pumpkins, and the pie resembles in flavor the pumpkin pie, but is much more delicious and on account of your being able to use them long before the pumpkins are ripe you have almost a continuous season of carrot pie, commencing with the carrots when they are about one inch through, and using them until the old carrots are gone in the spring. Make the carrot pie just as you would pumpkin pie, and you will be surprised at the deliciousness of it. This particular carrot is better than any other variety for that purpose. **Pkt., 10c; oz., 20c; ¼ lb., 50c.**

Earliest French Forcing — Small, almost globular root, maturing in about 40 days, valuable for market gardeners on account of its earliness. **Pkt., 10c; oz., 15c; ¼ lb., 45c; 1 lb., \$1.50.**

Guerende or Ox-Heart — A variety with short, thick roots, the diameter often exceeding the length. Color, bright orange. Sweet and fine grained; good for table or stock. **Pkt., 5c; oz., 15c; ¼ lb., 40c; 1 lb., \$1.40.**

Danvers — There is no variety grown which will produce as much to the acre with a minimum length of root, as this one. Under proper condition of the soil and cultivation it may reasonably be expected to produce, which it has done, 25 to 30 tons per acre. It is of medium length and heavy at the neck; color is a rich orange. **Pkt., 5c; oz., 15c; ¼ lb., 40c; 1 lb., \$1.40.**

Hutchinson — Originated in Massachusetts and largely grown all over the New England States. It grows to a uniform length of about 15 inches, nearly cylindrical in shape, tapering very slightly from top to bottom and ends abruptly in a stump root. Has a medium top and grows with the top portion well above the ground, easily harvested. This new carrot is of excellent quality and one of the highest yielding. **Pkt., 10c; oz., 40c; ¼ lb., \$1.00; 1 lb., \$3.00.**

Improved Long Orange — A well-known standard sort, roots long, thickest near the crown, tapering regularly to a point, color deep orange; suitable for the table and main field crop. **Pkt., 5c; oz., 15c; ¼ lb., 35c; 1 lb., \$1.25.**

Mastodon — Giant white, best and largest stock carrot grown, nearly one-half its length will be above ground when mature, which makes it easy to harvest. Will produce as many tons of green feed per acre as any vegetable grown. **Pkt., 5c; oz., 15c; ¼ lb., 30c; 1 lb., \$1.00; 5 lbs., \$4.00.**

Gurney's Gold Lump — One of our customers sent us this picture. Said he could not resist the temptation to just go pull a few and have their "mugs" taken. He tells us it is just a little time after you have planted the seed until you have a full grown carrot. You can grow them mighty thick, and the quality is the very best.


This new carrot is of French origin, is the brightest golden color, grows about 3 inches long and matures earlier than any other carrot grown. Market gardeners can safely discard all other extra earlier and plant largely for this. It is very uniform in size and color, consequently a money-maker, as there are no culls to throw out. **Pkt., 10c; oz., 20c; ½ lb., \$1.00; 1 lb., \$1.75.**



Early Chantenay



Gurney's Pie Carrot



Gurney's Gold Lump
See colored page 18.

G. Riemh Meyer, Stapleton, Nebr., April 15, 1926.

I want to thank you for the prompt and satisfactory manner in which you filled my orders and for the adjustments that you have always made. It is a pleasure to deal with a Company that does business in such a manner. You will receive my future orders.

Mrs. Geo. Jones, Crook Co., Wyo., October 12, 1925.

I bought my garden seed from you last year and had the best garden I ever raised. Everything grew to be the largest of any vegetables in this part of the country and we had a real bad year too. First drought, then hail and then freezing weather the last day of July. The premium seed you sent did fine and I raised sixteen pumpkins, the largest 50 pounds. As long as I raise a garden I will send to Gurney's for the seed. We get good seed and quick service.

Mrs. Henry Badten, Groton, S. Dak., April 3, 1926.

I am just a little late with my order this year, but will get there just the same. Have ordered all of my garden seeds from you for the past thirteen years, and I am well satisfied. There was never a failure.

Mrs. D. Curry, Garrison, Nebr.

Received our order for both seeds and nursery stock in good condition. Want to thank you for the extras.

CABBAGE—A FOOD FOR THE MILLIONS

1 Oz. for 1500 Plants, 1/2 Lb. of Seed Per Acre

Do you care to reduce expenses? Do you like salads, kraut and the hundred and one other delicious dishes in which cabbage can be used? If so, you can have them in the ton load on large farms. It only requires a small space to produce enough for the family so that you may have it from one crop to the next. The heads can be kept all winter in the ordinary root cellar or basement. It is one of the easiest crops grown and the free cabbage bulletin will give you all of the instructions for growing and the Gurney's Cook Book will tell you how to prepare it.

For the first early heads, sow the seeds in the hot bed or cold frame. Transplant in April or early May into the rows where you want them, using only the strong plants and about 2 feet apart in the row.

For late or winter cabbage, sow in the open ground in drills as late as July 1st. Thin to 1 1/2 to 2 feet apart in the row, according to varieties. It requires approximately 1 ounce of seed for 3,000 plants. If drilled in the field and thinned out, use 1 1/2 pounds per acre.

DISEASE RESISTANT CABBAGE SEED

In many sections of the United States entire fields of Cabbage fail to mature or produce heads on account of the yellows or yellow rot. If, by any chance, your field or fields in your vicinity are affected with this disease, you should plant Disease Resistant Cabbage Seed. The University of Wisconsin, by selection and breeding, has made it possible for us to offer you this Disease Resistant Seed.

Disease Resistant Danish Baldhead—This is the short stem variety. Pkt., 15c; 1/2 oz., 50c; 1 oz., 90c; 1/4 lb., \$2.50, 1 lb., \$9.00.
Disease Resistant All Seasons—We are offering the All Seasons in Disease Resistant Seed only and, as its name implies, it is a cabbage that can be used early or kept for the winter supply. Pkt., 15c; 1/2 oz., 50c; 1 oz., 90c; 1/4 lb., \$2.50, 1 lb., \$9.00.

Gurney's Golden Acre—This is a new, early, round-headed cabbage which closely resembles Copenhagen Market in type. As its name implies, it is a money-maker. It is 8 to 10 days earlier than Copenhagen Market, but is smaller and can be planted closer. Because of its earliness and fine quality it commands a higher price than any round-headed cabbage. Pkt., 15c; oz., \$1.00.

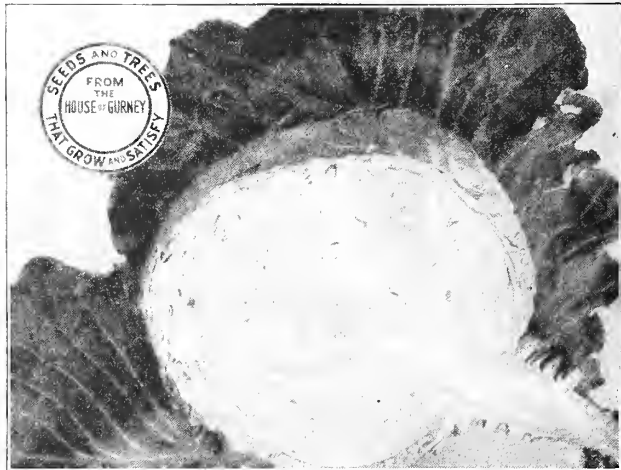
Early Winningstadt—Another of the conical type, maturing about the same time as the Wakefields. The heads are very pointed and the leaves somewhat fluted on the edges. For the private garden it is one of the best and in point of tenderness or flavor it has no superior. Pkt., 5c; oz., 20c; 1/4 lb., 65c; 1 lb., \$2.40.

Earliest of all Cabbage—(See colored page inside front cover)—This is a strictly new variety of Danish production, maturing medium sized, extra solid round heads and a larger percentage per hundred plants than any other variety, which makes it the most valuable for market gardeners and home consumption. Pkt., 15c; oz., 40c; 1/4 lb., \$1.50; 1 lb., \$4.50 postpaid.

Copenhagen Market—The best Early Round headed sort on the market. The heads are very solid, averaging about 8 pounds. It is short stemmed, the heads growing very close to the ground. Matures with Charleston Wakefield and will give a heavier crop per acre. Our stock of this is very fine. Pkt., 10c; oz., 25c; 1/4 lb., \$1.15, 1 lb., \$3.60.

Early Jersey Wakefield—One of the best of the conical types. Very early and makes medium sized, very solid heads fine flavored and tender. Has few outside leaves. Pkt., 15c; oz., 35c; 1/4 lb., \$1.00; 1 lb., \$3.50.

All Head Early—Without doubt this cabbage is unexcelled as an Early Flat Dutch or summer variety. It makes very uniform, large, deep, flat heads and is a very sure header. Withstands heat and dry weather very well. The grain of this variety is very fine. Pkt., 5c; oz., 25c; 1/4 lb., 75c; 1 lb., \$2.75



Gurney's Golden Acre

Cabbage—Second Early and Summer Varieties


Early Flat Dutch—A very good variety for second early use. Makes good sized flat heads and is very tender and of fine grain. It is similar to All Head. Has few outside leaves. Pkt., 5c; oz., 25c; 1/4 lb., 80c; 1 lb., \$2.50.

Charleston or Large Wakefield—This cabbage is of the same type as the Early Jersey Wakefield, but is about 50 per cent larger. The heads are very solid and tender. Matures about a week later than the Early Jersey Wakefield. Pkt., 10c; oz., 30c; 1/4 lb., 90c; 1 lb., \$2.95.

St. John's Day Extra Early, Extra Dry Weather Cabbage—Distinct variety, with extremely short stem. Head very hard and compact, round. Pkt., 5c; oz., 20c; 1/4 lb., 65c; 1 lb., \$2.00.

Extra Early Express—Produces fair sized heads in 80 to 85 days. It is earlier than Etampes, although not quite as large. An important acquisition

for the market garden-er for very early use. Pkt., 5c; oz., 25c; 1/4 lb., 85c; 1 lb., \$2.75.



Early Jersey Wakefield

Late Varieties

Premium Late Flat Dutch—As a variety for winter market it has no superior, and is more extensively grown than any other. Heads large, bluish green, round, solid, broad and flat on top, and often tinted with reddish brown after being touched with frost; they open white and crisp, are tender and well flavored. It is a fall and winter variety, and one of the very best to keep. Decidedly the best late variety for cultivation in our state. Pkt., 5c; oz., 25c; 1/4 lb., 80c; 1 lb., \$2.60.

Premium Late Drumhead—We recommend this sort to market gardeners and growers for shipping purposes. In good, rich soil and with a favorable season, the heads will grow to an enormous size. Very compact and solid, and of excellent flavor. Pkt., 5c; oz., 25c; 1/4 lb., 80c; 1 lb., \$2.60.

Danish Ball Head, Short Stemmed—One of the best varieties for general crop. It has been selected for more than fifty years by the Danish gardeners, who grow it almost exclusively for Winter Cabbage and annually export large quantities. The heads are not as large as late Dutch Flats, but harder and more solid, fine grained and good keepers. Pkt., 10c; oz., 25c; 1/4 lb., 90c; 1 lb., \$3.00.

Mammoth Rock Red—This is by far the best, largest and surest heading red cabbage every introduced. The plant is large, with numerous spreading leaves. The head is large, round, very solid and deep red color. Pkt., 10c; oz., 25c; 1/4 lb., \$1.00; 1 lb., \$3.25.



Late Flat Dutch

Gurney's Early Ball Head Cabbage

In offering this new early summer Ballhead cabbage we know that we are presenting the cabbage-growing public with a winner and a money-maker and a great deal of satisfaction. This cabbage closely resembles the Danish Ballhead. The heads are perfectly round, good size and mature as early as Wakefield. They are exceptionally good keepers and the late plantings will keep equal to the winter varieties. We recommend this sort especially to market gardeners and for the home garden for both early and late. We feel sure it will take the place of nearly all of the summer varieties, producing a greater per cent of solid heads than any of them, and on account of the small amount of foliage and the compact form in which it grows, can be planted much closer than other varieties. We are offering this feeling sure that it is one of the best articles in the vegetable line we have offered. **Pkt., 10c; oz., 35c; ¼ lb., \$1.20; 1 lb., \$3.50.**



Gurney's Early Ball Head

Mrs. C. M. Olson, Blue Earth, Minn.

I am sending this photograph of our crop of Gurney's Early Ballhead Cabbage. We have found it the very best cabbage for Saur Kraut, as it is so firm and crisp and the flavor is excellent.

Chinese Cabbage

Pe-Tsai or Celery Cabbage—I believe there have been more disappointed customers of seed houses over this vegetable than any other. It has only been offered for the last few years, and there are so many varieties of it that seedsman generally have had a difficult time in establishing a correct variety to offer to the trade. We have tried out practically every variety offered, and there is only one that we shall offer in the future. All others have failed to head entirely, or made only a small percentage of marketable heads. Those that failed to make heads have produced immense quantities of seeds. The heading varieties produced but few seed. The Chinese Cabbage is one of the very valuable vegetables and will never be discarded. It is suitable for the usual cabbage purposes, especially as a salad. It has the combined flavor of cabbage, turnip, celery and mustard. This should be planted at about the same season as lettuce for early use, followed by other plants during the summer. Cut these for fall and winter use just as you do other cabbage heads, storing in the same way. **Pkt., 10c; oz., 40c.**

Cucumbers—Crisp and Cool


1 oz. for 50 hills; 2 lbs. per acre in hills. 5 lbs. in drills

I have learned to like cucumbers in about every way they can be prepared; the early ones sliced and then the delicious pickles made in various ways. I have only succeeded in my desire to like them in the last two or three years, and I do not know of a more beautiful sight than a large field of cucumber vines covering the ground with their thousands of yellow flowers and then the picking of the little ones 1 to 1½ inches long for pickling; then the larger rapid growing ones, cool and crisp, for slicing; then the large yellow ones for the sweet pickles; then in the seed fields the literally millions of full grown fruit and the same size, yellow-bronze in color and when you look at them you know that anyone can grow a cucumber and—like myself—learn to like them.

Plant cucumber seed 10 or 15 to the hill after danger of frost is past. Thin out later when danger of bugs is past. For the big crop of pickles, plant from June 1st to the middle of July.

GURNEY'S CRISP AND COOL

This new cucumber is very dark green in color with very pale green or light green stripes about two-thirds its length. Produces very few seeds, is exceptionally crisp, making it desirable for slicing and for sweet pickles. Medium early. Grows to a length of about six inches. You will find this one of the most desirable table cucumbers. **Pkt., 10c, oz., 25c, ¼ lb. 75c, 1 lb., \$2.25.**



Davis Perfect

Davis Perfect Cucumber

It is seldom that any one cucumber or other vegetable will stand permanently at the top of all others in quality, yield, etc., for as much as eight or ten years at a time. But the Davis Perfect has been on the market for about that time and its nearest competitor is so far behind that it seems safe to predict that Davis Perfect will be the best for a number of years. We have grown this in large fields for seed purposes and the cucumbers would lay so thick on the ground that you could hardly walk without stepping on them. It produces a very small quantity of seed, in fact, less per cucumber than any other cucumber grown. This makes it specially desirable for slicing or for sweet pickles. **Pkt., 10c; oz., 20c; ¼ lb., 50c; 1 lb., \$1.75.**

Chicago or Westerfield Pickling—Medium length, pointed, with large color deep green. **Pkt., 5c; oz., 10c; ¼ lb., 40c; 1 lb., \$1.40.**

Gherkin or Burr—Oval-shaped and prickly; for pickling only. **Pkt., 10c; oz., 20c; 1 lb., \$2.00.**

Improved Extra Long Green—An extra fine variety, grows very long, very productive. For early and late crops, excellent for pickles. **Pkt., 10c; oz., 15c; ¼ lb., 45c; 1 lb., \$1.35.**

Earliest of All Cucumbers—This is a white spine sort, very dark green when fit to slice, 6 to 7 inches long; has pale green stripes about ½ length from blossom end, straight square ended, firm, and makes a fine pickler. This is a great favorite among market gardeners and others desiring a good, prolific cucumber. **Pkt., 5c; oz., 10c; ¼ lb., 40c; 1 lb., \$1.25.**

Lemon Cucumber—Here is a cucumber in the shape of a lemon and having a flavor that at once puts it ahead of the common cucumber. It is bound to become a great favorite as a table delicacy. It is an excellent shipper, and pickled as a gherkin is delicious. **Pkt., 10c; oz., 20c; ¼ lb., 70c; 1 lb., \$2.00.**

White Wonder Cucumber—(See colored page 25)—Color of White Wonder is nearly pure snow white. It grows to good size, usually 8 to 10 inches long, and is very uniform. In season almost the same as the White Spine, but keeps in eatable condition longer. Flavor is pleasing and flesh firm and crisp—fine sliced or in salads. Its smooth, clear surface makes the White Wonder an ideal pickle. Aside from excellent qualities of fruit White Wonder bears a great quantity of them. A packet of seed will furnish you cucumbers in abundance. **Pkt., 10c; oz., 25c; ¼ lb., 75c; 1 lb., \$2.25.**

Improved Early White Spine—This special strain of White Spine Cucumber is noted for its extra earliness, earlier than Fordhook or Arhington. Vines vigorous, fruiting early and abundantly; fruit uniformly straight and handsome, dark green, with a few white spines; flesh tender and of excellent flavor. Great bearer, for table use or pickling. **Pkt., 5c; oz., 15c; ¼ lb., 45c; 1 lb., \$1.50.**

Early Cluster—Early, short, and prickly, bears in clusters. **Pkt., 5c; oz., 10c; ¼ lb., 40c; 1 lb., \$1.25.**

New Everbearing—Very early, enormously productive, literally covering the ground with its fruit the entire season until killed by frost, making it the most prolific variety in existence. Fruit is medium size and rich, dark green in color, shape long, excellent for pickling or slicing. **Pkt., 5c; oz., 15c; ¼ lb., 45c; 1 lb., \$1.50.**

Edward S. Anthoine, Cumberland Co., Maine, May 6, 1926.

This acknowledges receipt of my order for several items, which came nicely packed. I am very much pleased with them, and wish to thank you for the extra items which you included.

South Dakota Has Largest Pickle-Salting Station in World

The Squire-Dingee Pickle Co., Belle Fourche project, has increased the number of vats until the Nisland station is now the largest pickle-salting center in the world, with a capacity of 50,000 bu. els.

CORN—SWEET OR SUGAR—DELICIOUS ROASTING EARS FOR TWO MONTHS

1 Lb. for 100 Hills, 13 Lbs. per Acre

Most of us make a single planting of sweet corn; consequently, we have those delicious ears for just a few days once a year. You can spread this season over a period of at least two months by planting different varieties at the same time maturing at different seasons; or by planting the same varieties, if you have a choice, a week or ten days between each planting. In the little town garden a short row or maybe two or three dozen hills planted as early in May as possible, then two weeks later another row between the potato rows and continue this for several plantings. You will be surprised at the increased value of this little garden.

On the farm, plant a good acreage, enough to supply the house every day and a sufficient quantity for canning and drying. Discontinue the use of the field corn and plant delicious sweet corn in its place. Plant a little larger acreage than you are going to use and turn the stock into it after it is too ripe for table use. It is worth lots more for feed corn for feeding purposes. Use many acres of it on the farm to hog down. It makes the young hogs go to market a month earlier.

Stowell's Evergreen Sweet Corn — Due to an oversight, our 1915 catalog failed to list Stowell's Evergreen Sweet Corn. We never knew until that catalog was issued how many fellows wanted Stowell's Evergreen. We were "swamped" with letters from the time the catalog went out until past planting season wondering why we had discontinued Stowell's. Of course, this took a personal letter to all of the people who wanted it and we told them we had the same strain of Stowell's we had been selling them for several years. Absolutely the best of this late, delicious sweet corn. We grow Stowell's in large quantities and we will always grow Stowell's Evergreen until they get something better. $\frac{1}{3}$ pt., 15c; 1 lb., 35c; 15 lbs., \$2.75; 50 lbs., \$8.00; 100 lbs., \$14.50.

Malakhof — This picture shows the first ear of the Malakhof picked in our field. I regret that the boys did not give me the date of the planting and picking, but they said that the Malakhof was so much earlier than any other variety that I did not need the information. One of our market gardeners says that he gets the Malakhof so much earlier than others that people are always willing to pay 25c per dozen for these little delicious ears.

Professor Neils Hansen has originated a great many things in vegetables and fruits, but he did not originate this Malakhof Sweet Corn, but found it in Russia, in one of his early trips to that country. He brought it because he considered it the earliest and sweetest sweet corn and that it would fill a place not yet taken by any other variety. The color of this sweet corn varies from an amber to a clear white. It matures the earliest of any variety; planting, say, by the 15th of May, you are practically sure of good roasting ears of mighty good quality by the 1st of July. The gardeners in and around Yankton sell this corn ahead of all other varieties, and from twenty to twenty-

Golden Bantam — Fifty per cent of the sweet corn planted in the United States is of the Golden Bantam variety. It is one of the earliest and sweetest, yielding very heavily, producing good sized ears of the most excellent quality. On account of the seed being very hardy it allows early planting, consequently it reaches the roasting ear stage very early. You can sow this as early as any variety of field corn. The stalks grow only about 4 to 5 feet high and bear generally two good ears to the stalk. When ready for use the kernels are rich golden yellow color—a mighty satisfying sweet corn. $\frac{1}{3}$ pt., 15c; 1 lb., 35c; 15 lbs., \$3.15; 50 lbs., \$8.75; 100 lbs., \$16.00.

Country Gentleman — The most delicious of all; for private family use where quality is preferred to size it has no equal. The cob is very small, giving great depth to the kernels. Time of ripening a little later than Stowell's Evergreen. $\frac{1}{3}$ pt., 15c; $\frac{1}{2}$ lb., 25c; 1 lb., 35c; 15 lbs., \$3.00; 50 lbs., \$9.00; 100 lbs., \$17.00.

Gurney's Early Golden Sweet Corn

This sweet corn was originated by us here at Yankton, a cross of the Golden Bantam and Early Evergreen. In color it is a bright yellow, the quality is equal to either the Evergreen or the Golden Bantam, size of ear 50 per cent larger than the Golden Bantam, and the average yield from 40 per cent to 60 per cent over the Golden Bantam. It is always advisable to plant your garden for as much of a succession of crops as possible. Sometimes the same variety planted at different times during the season produces the best results; but in sweet corn we advise the planting of three varieties. We would plant the Golden Bantam for first early, the Gurney Early Golden for second early, Evergreen for third. But if you are going to plant only a small patch in the garden and expect to get along with that, you will get the greatest satisfaction and yield from this Early Golden. $\frac{1}{3}$ pt., 15c; 1 lb., 40c; 13 lbs., \$3.25.

Golden Cream Sweet Corn — (See colored photograph on colored insert, Page 18.) Description page 19.

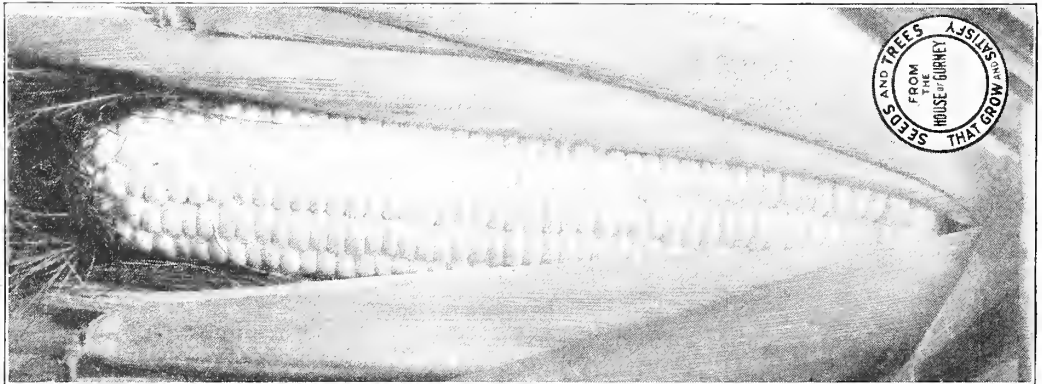
Gurney's Golden Evergreen — Best and sweetest sugar corn of the late varieties. Better than Golden Bantam quality and is a cross of Golden Bantam and Stowell's Evergreen, retaining the quality of the Bantam and the remarkable tenderness and large size of the Evergreen. Heavy yielding and makes it profitable to the market gardener to sell large ears of superior quality on any market. $\frac{1}{3}$ pt., 20c; 1 lb., 50c; 2 lbs., 85c; 10 lbs., \$2.50.

Early Minnesota — A very popular early Corn, ears fair size, uniform and of excellent quality. $\frac{1}{3}$ pt., 15c; 1 lb., 30c; 15 lbs., \$2.25; 50 lbs., \$6.50; 100 lbs., \$12.00.




Professor N. E. Hansen's Malakhof Sweet Corn

five cents per dozen ears. It will produce often three to four ears to the stalk. They are not large ears, but nearly as large as Golden Bantam. Coming, as they do, ten days ahead of Golden Bantam, it makes it specially pleasing and profitable to grow it. Everyone with either small or large garden can include some of the Malakhof. We would advise for an ordinary family at least one pound of this seed. We are still growing our stock from the original seed. $\frac{1}{3}$ pt., 20c; 1 lb., 45c; 13 lbs., \$3.25.



Golden Bantam



DeWolf's Early Acme Sweet Corn — In placing this new creation of sweet corn before the world a fourth time, I cannot but feel that it rightly appreciated and widely introduced as it should be on its merits, increased wealth and pleasure will be added through the corn growing section. It is the sweetest and yields from two and one-half to three times as much as the very best of the white varieties. Consequently, it will displace all other varieties for home use and canning. It will yield equally as many bushels to the acre as the best field corn, and on account of its earliness and greater food value, it will be used for hogging down the last week in July, and will displace other early varieties of field corn for this purpose. It made a yield for the originator in 1920 of 360 bushel baskets of ears per acre. Some have objected to its color, saying that yellow was preferable to white. By growing this variety, you will produce white corn that will produce golden dollars in abundance at the end of the season, so that you may have both the white and the yellow. It will make cattle and hog feeding possible and profitable five hundred miles farther north than at present, giving that extended area a cultivated crop to rotate with small grains, thus keeping the fertility of the soil always on a paving basis. **Price, 1/4 pt., 20c; 1/2 lb., 35c; 1 lb., 50c; 5 lbs., \$1.50; 25 lbs., \$6.00; 50 lbs., \$10.50.**



M. J. DeWolf

Sweet Fodder — There is nothing better for summer and fall green feed or for curing for winter than Sweet Corn; being sweet and palatable, cattle eat every part of the stalks and leaves. Always a great favorite with dairy farmers, and excellent for soiling. Can be planted as other corn or sowed thickly in drills or broadcast. Sow 1/2 bushel per acre in drills, 1 to 1 1/2 bushels broadcast. **15 lbs., \$1.50; 50 lbs., \$4.00; 100 lbs., \$7.50.**

Popcorn

About one farmer in ten grows Popcorn; even the little amount that is required for the children's popping during the winter months, when it is enjoyed so much. Give the children this year a little spot in the garden where they can plant at least one pound of the White Rice Popcorn, for their own use this coming winter. I would bet you dollars to doughnuts that the little shavers will never let this popcorn bother you, but they will hoe and cultivate it and produce a greater money yield, per square rod, than you will in the best acre of your own cornfield. Give the kids a try at it. It will yield from eight to ten tons of fodder per acre of as high feeding value as sweet corn. It matures very early, which is an advantage where you are going to be short of early feed for the stock. It can be planted at least twice as thick as other varieties of corn and the yield of ear or shelled corn is usually equal to that of field corn. The market price is much better than for other varieties of corn, and is always marketable. Plant at the rate of 6 to 8 quarts to the acre.

as other varieties of corn and the yield of ear or shelled corn is usually equal to that of field corn. The market price is much better than for other varieties of corn, and is always marketable. Plant at the rate of 6 to 8 quarts to the acre.

- White Rice** — 1/2 pt., 15c; 1 lb., 30c; 14 lbs., \$1.80; 50 lbs., \$4.50; 100 lbs., \$8.00.
- Red Rice** — Fancy seed, bright red, 1/2 pt., 30c; 1 lb., 50c.
- Japanese Hullless** — 1/2 pt., 20c; 1 lb., 40c; 14 lbs., \$2.25; 100 lbs., \$12.00.
- Popcorn for Popping** — 1 lb. carton, 20c; 4 for 60c; 8 for \$1.00.

Dandelion

Much esteemed for greens, which are cooked like mustard and spinach. The cultivated Dandelion is much superior to the wild one for greens. Sow the seed in May or June on good, rich soil, and thoroughly cultivate, when the leaves will be ready to cut the following spring.

Improved Large Leaved — The largest leaved and best cutting variety Plant is compact and leaves are thick. **Pkt., 10c**

Garlic

Garlic — This vegetable is very much in demand for use with meats, sausages, etc. We can furnish any quantity, **1 lb., 45c; 2 lbs., 80c; 10 lbs., \$3.75.**

Kohl-Rabi

1 Oz. for 200 Feet of Row

Early White Vienna — Dwarf, small, early; bulb handsome, firm, glossy white; leaves few and small, the best variety for table but should be used when young and not larger than an early Turnip. All varieties are tough and stringy when overgrown. **Pkt., 10c; oz., 25c; 1/4 lb., 75c; lb., \$2.25.**


Egg Plant

1 Oz. for 1000 Plants

Sow in hotbeds very early in the spring and transplant to 2 or 3 feet apart, in very rich, warm ground. Hoe often and hill up gradually until they blossom. **New Improved New York Purple** — The best variety in cultivation, being early, a sure cropper and of fine quality. The fruit is large, oval, very deep purple. **Pkt., 10c; oz., 40c; 1/4 lb., \$1.50; lb., \$5.00.**

Sweet, Pot and Medicinal Herbs

No garden is complete without a few herbs for culinary or medicinal purposes. Harvest them carefully on a dry day, before they come into full bloom.



Summer Savory—Sage—Dill—Sweet Marjoram



DeWolf Early Acme

- Balm** — Principally used for making Balm Tea or Balm Wine. **Pkt., 10c; oz., 25c.**
- Basil Sweet** — The leaves and tops of the shoots are used for soups. **Pkt., 5c; oz., 20c.**
- Borage** — Excellent for bees. **Pkt., 5c; oz., 20c; 1/4 lb., 60c.**
- Caraway** — Cultivated for the seed which is used in confectionery and medicine. **Pkt., 5c; oz., 15c.**
- Catnip** — **Pkt., 15c; oz., 45c; 1/4 lb., \$1.00; lb., \$3.50.**
- Coriander** (Coriandrum sativum) — Seeds are used by confectioners. **Pkts., 5c; oz., 15c.**
- Chives (Schnittlauch)** — Every vegetable grower should become acquainted with this plant. It is extremely hardy, being a perennial; will grow for years, for this reason it is exceptionally useful as a border or hedge plant. Has a clover shaped violet colored blossom that is very attractive. The green leaves are highly prized for seasoning soups, salads and stews. The provident housewife always has a few clumps in the garden. The flavor resembles very much that of an onion. We recommend the setting out of clumps, rather than the planting of seed. **Pkt., 10c; oz., 30c; clumps, 20c each.**
- Dill** — The leaves are used in soups, and put along with pickles. **Pkt., 5c; oz., 15c; 1/4 lb., 35c.**
- Fennel** — The leaves boiled, used in many fish sauces. **Pkt., 5c; oz., 15c.**
- Hyssop** — The leafy tops and flowers dried for making Hyssop Tea. **Pkt., 15c; oz., 35c.**
- Horehound** — Principally used for medicinal purposes. **Pkt., 15c; oz., 35c.**
- Lavender** — A popular aromatic herb. **Pkt., 15c; oz., 35c.**
- Marjoram, Sweet** — For seasoning. **Pkt., 5c; oz., 25c.**
- Pennyroyal** — A well-known aromatic herb, also useful as a foliage plant. **Pkt., 15c.**
- Rosemary** — An aromatic herb. **Pkt., 15c; oz., 35c.**
- Rue** — Used for medicinal purposes, also given to fowls for the roup. **Pkt., 10c; oz., 25c.**
- Saffron** (Carthamus tinctorius) — **Pkt., 15c; oz., 30c; 1/4 lb., 80c.**
- Sage** — The leaves and tender tops are used in stuffing and sauces. **Pkt., 10c; oz., 45c.**
- Wormwood** — It is beneficial to poultry and should be planted in poultry grounds. **Pkt., 15c; oz., 40c.**
- Savory, Summer** — Used for seasoning. **Pkt., 5c; oz., 15c.**
- Tansy** (Tanacetum vulgare). **Pkt., 15c; oz., 45c.**
- Thyme, Broad-Leaved** — For Seasoning, etc. **Pkt., 10c; oz., 35c.**

LETTUCE—THE BEST SALAD PLANT

1 Oz. of Head Lettuce Seed Will Produce 2500 Plants—3 Lbs. of Leaf Lettuce Seed for One Acre

I believe I would be a winner in any lettuce eating contest that might be started. I can eat it every day in the year and my one extravagance is the delicious head lettuce which comes to us from the south and west during the winter months. You can have just as delicious, crisp heads as they produce, in your own garden during the summer months, if you will transplant the Head Lettuce plants 10 to 12 inches apart in the row. By doing this they will make heads weighing one pound to 1½ pounds and as solid and crisp and well blanched as a cabbage.

In sowing the leaf lettuce, you always get it too thick. Thin it out and you will produce several times the quantity and much better quality leaf lettuce than if allowed to grow thick.

If you wish to extend the head lettuce season, sow the seed very early in hot beds or boxes in the house or cold frame and transplant in the open as early as weather will permit, then sow in the open and transplant later. Continue this several times. The production of head lettuce for the market for every day in the year is one of the big industries over the country, very profitable on account of its immense yield and big market. Head lettuce produced from our seed near Omaha brought the grower nearly \$2,000.00 per acre and it was not unusual to find six heads completely fill a standard bushel basket.

Gurney's Crisp as Ice

Very large, extremely crisp, hard-heading, and extra long standing.

Grows to a larger size, makes larger heads, is of more pleasing appearance and retains its crispness and mild flavor to a greater degree during the hot summer months than any other crisp-head variety. While especially adapted for midsummer, it is most desirable also for spring and fall.

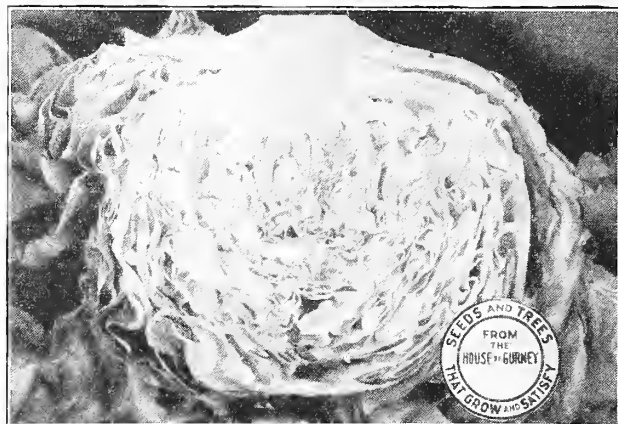
The plants are of quick, strong growth, attaining a diameter of twelve inches with good cultivation. The leaves are of a soft bright green, growing closely around the head. The heads are tightly folded, six to eight inches in diameter, bleached to a silvery white and nearly as crisp and brittle as celery. **Per pkt., 10c; oz., 25c; ¼ lb., 75c; 1 lb., \$2.50.**

New York Wonderful or Los Angeles—This is the head lettuce grown in thousands of acres around Los Angeles, Calif., in Idaho and other places, and shipped in carload lots all over the world. It is the standard head lettuce and best of any except Gurney's Stonehead Riviera. **Pkt., 10c; oz., 35c; ¼ lb., 80c; 1 lb., \$2.50; 5 lbs., \$10.00.**

Gurney's Stonehead Riviera

See Colored Page 18

Hanson—A very fine heading variety of large size. The heads are very solid, sweet, tender and crisp throughout and entirely free from any bitter taste. A standard Summer Head Lettuce, very slow to run to seed. **Pkt., 5c; oz., 20c; ¼ lb., 50c; lb., \$1.75.**




New York Wonderful

California Cream Butter—Splendid lettuce for the open ground, producing very large, solid heads in cool weather. This should be planted just as early as you can work the ground, as it does better than other varieties when weather is cool. This lettuce is largely planted in the Southern States for shipping to the Northern markets in winter. Heads of large size, very solid heads and the interior portion blanching to a beautiful white. The genuine stock of this popular lettuce can be distinguished by very small spots on the outer leaves. **Pkt., 5c; oz., 20c; ¼ lb., 45c; lb., \$1.60.**

Endive—Sow in August in shallow drills twelve to fifteen inches apart, and thin to one foot in drills. When fully grown tie over the outer leaves of a few plants every week or ten days to blanch. Leaves curled, dark green. **Pkt., 5c; oz., 20c; ¼ lb., 45c; lb., \$1.40.**

Gurney's Tom Thumb—This variety is exceptionally good for the home garden. Seed may be planted in the hot bed and transplanted to the open just as early as possible in the spring, and on account of its extremely hard, crisp heads and small size of the plant, it may be planted about ten inches apart in the row. Plant this so it will mature before extremely hot weather. This is a great find for the home gardener who loves a good head of lettuce. **Pkt., 10c; ½ oz., 25c; 1 oz., 45c; ¼ lb., \$1.50; 1 lb., \$3.50.**



Black Seeded Simpson

Black Seeded Simpson—A favorite forcing variety; it does not head, but forms a compact mass of leaves, and differs in being lighter colored; stands the summer heat well, and is nearly double the size of the Curled Simpson. **Pkt., 5c; oz., 20c; ¼ lb., 50c; lb., \$1.50.**

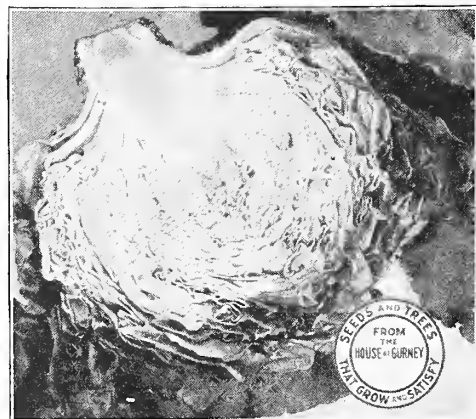
Big Boston—A large heading, forcing sort, also for outdoor winter culture. The plants are very hardy and vigorous, with broad, smooth, thin and hard leaves; light green in color, and when well grown are quite tender. **Pkt., 5c; oz., 20c; ¼ lb., 50c; lb., \$1.90.**

Grand Rapids—This is beyond question the most popular of all forcing Lettuce. On account of its upright habit of growth, it can be grown much closer than the other sorts, and it is less liable to rot; the leaves are light yellowish green, excellent for shipping and keeps a long time without wilting. **Pkt., 5c; oz., 20c; ¼ lb., 60c; 1 lb., \$1.65.**

Royal White Summer, or Drumhead—Heads very large, crisp, tender and of good flavor, one of the best summer varieties. **Pkt., 5c; oz., 20c; ¼ lb., 50c; lb., \$1.50.**


Prize Head—An excellent variety for family use; forms a loose head of a dense mass of leaves, filled at the edge and densely blistered. Deep green in color, tinged with red; crisp, tender and good flavored. **Pkt., 5c; oz., 20c; ¼ lb., 60c; lb., \$1.65.**

Brown Dutch—Medium sized firm head, leaves broad and crumpled, color medium green tinged with brown. One of the best for late planting. **Pkt., 5c; oz., 20c; ¼ lb., 50c; lb., \$1.50.**



Gurney's Tom Thumb

See Page 19 For Description of Items on Colored Page 17.




HEARTS OF GOLD, earliest, high yielding delicious quality, thick meated, best shipping melon grown. Packet, 15c; oz. 35c; $\frac{1}{4}$ lb., \$1.00; $\frac{1}{2}$ lb. \$1.80; 1 lb. \$3.00; 5 lbs. \$13.00.

GURNEY'S WINTER WATERMELON — A most delicious white rind, cardinal red, black seeded melon. Keeps until Christmas. Packet 10c; oz., 25c; $\frac{1}{4}$ lb., 60c; 1 lb., \$2.00




"GURNEYS MILWAU-KEE MARKET." The most profitable early Melon for home consumption and careful shipping. Size and quality sells it. A week earlier than Hearts of Gold. Packet 10c. Ounce 15c, one-fourth pound 70c, one pound \$2.00, five pounds \$7.50 postpaid.



GURNEY'S TABLE QUEEN SQUASH —The most desirable squash grown. Each squash suitable for one person. Produces as high as 200 squash per vine. Good keeper, highest quality, golden yellow meat. Packet, 10c; oz., 20c; $\frac{1}{4}$ lb., 60c; 1 lb., \$2.00; 5 lbs., \$9.00.

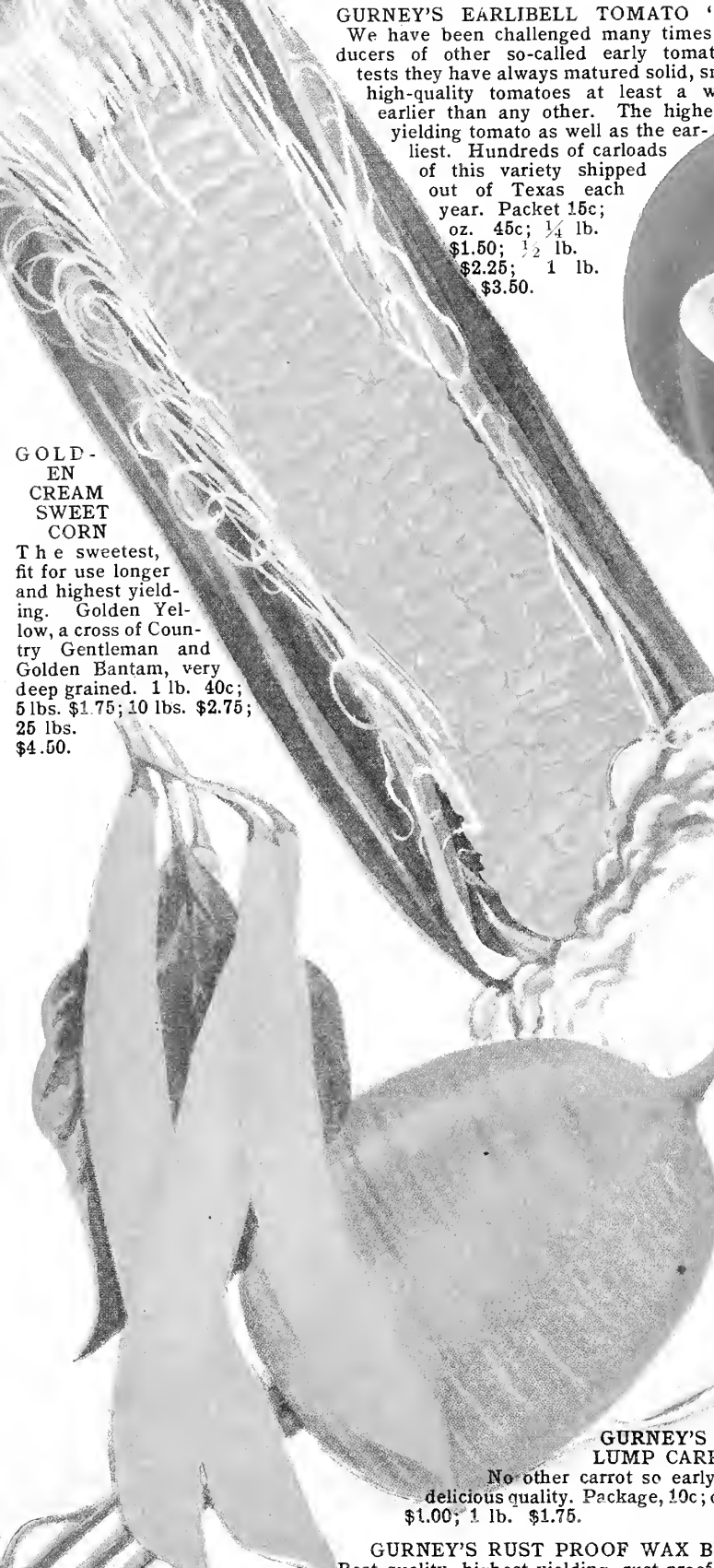
GURNEY'S WHITE CUCUMBER —Peer of all cucumbers for size, quality and quantity. Packet, 10c; oz., 25c; $\frac{1}{4}$ lb., 75c; 1 lb., \$2.25.

GURNEY'S EARLIBELL TOMATO "SELECTION"
 We have been challenged many times by producers of other so-called early tomatoes. In tests they have always matured solid, smooth, high-quality tomatoes at least a week earlier than any other. The highest yielding tomato as well as the earliest. Hundreds of carloads of this variety shipped out of Texas each year. Packet 15c; oz. 45c; $\frac{1}{4}$ lb. \$1.50; $\frac{1}{2}$ lb. \$2.25; 1 lb. \$3.50.



GOLD-EN CREAM SWEET CORN

The sweetest, fit for use longer and highest yielding. Golden Yellow, a cross of Country Gentleman and Golden Bantam, very deep grained. 1 lb. 40c; 5 lbs. \$1.75; 10 lbs. \$2.75; 25 lbs. \$4.50.



GURNEY'S GOLD LUMP CARROT

No other carrot so early and of such delicious quality. Package, 10c; oz. 20c; $\frac{1}{2}$ lb. \$1.00; 1 lb. \$1.75.

GURNEY'S RUST PROOF WAX BUSH BEAN

Best quality, highest yielding, rust-proof bean. Desirable for private and market gardeners. 1 lb. 40c; 5 lbs. \$1.75; 10 lbs. \$3.00; 30 lbs. \$5.50; 60 lbs. \$10.00.

GURNEY'S STONEHEAD RIVIERA LETTUCE

Hardest head, longest fit for use, heads solid, interior leaves blanching to a cream white. No equal for late planting or places that are hot and dry. Packet, 10c; oz. 40c; $\frac{1}{4}$ lb. \$1.50; $\frac{1}{2}$ lb. \$2.20; 1 lb. \$4.00.



VEGETABLES AND CORN OF EXCEPTIONAL VALUE TO THE HOME AS WELL AS THE MARKET GARDENER

Winter Watermelon

Yankton, S. D., has the best equipped State Hospital, takes better care of its patients, and cures more than any other in the United States. This is a broad statement, but I believe it is true. It is equipped with theatre, dance hall, ball ground, tennis court, and last, but not least, an immense automobile, carrying thirty passengers, and on every decent day, during the entire year, it is loaded with patients early in the morning, a fifteen mile ride given them, the car then returns to the Hospital and is reloaded, and this operation continues until nightfall. You wonder what this has to do with winter watermelons. I am just coming to that. I have been on the grounds of the Hospital for the Insane at Yankton this summer a number of times, and it was not unusual to see hundreds of the patients on these beautiful grounds among the trees and on the lawn, each patient, if they wanted it, eating watermelon. Their garden covers about thirty acres, all grown from Gurney's seeds, and they had thousands of the winter watermelons, besides thousands of other kinds. On this date, November 1st, they still have a quantity of the winter watermelons stored. It is the sweetest and best of all. You can almost taste the deliciousness of this wonderfully sweet melon hidden in its luxuriant foliage. It is not only good at time of maturity of the ordinary melon, but can be harvested and kept well up to Christmas time. It is medium sized, almost clear white rind, the brightest red flesh and small black seed, very firm and very tough rind, which accounts for its keeping qualities. These should be harvested when ripe, not over-ripe, placed in a cool dry cellar; or if you wish, place them in the open in straw, seeing that the melons do not touch each other and covering all of them with sufficient straw to keep from freezing. Take them out as wanted and you will be well repaid. **Price, pkt., 10c; oz., 25c; ¼ lb., 60c; 1 lb., \$2.00.**

Hearts of Gold—When the first one was handed to me, the grower said: "Peel it with your knife and eat it as you would an apple. It is solid meat clear through from the thin skin clear to the heart." I tried it and it was a wonderfully delicious melon, absolutely the best second early. We found it again in the Nevada deserts and carried a melon for three days, bumping around in the bottom of the car, then ate it and it was not bruised and was still delicious. This melon marketed in New York and in San Francisco at the height of the melon season, when the market was glutted with other varieties, and sold at a very profitable price to the producer, the first car selling as high as \$4.50 per crate against 75c for standard varieties. Hearts of Gold, like Golden Champlain, makes a heavy crown set and ripens about one week later than Golden Champlain; shape, slightly oblong, well-netted; skin thin, meat thick and firm, quality delicious. No other melon equals it for shipping purposes. One of the growers located on the Lincoln Highway in Nevada, told me that he sold his entire crop to tourists. They would stop and buy a melon and invariably left orders for crates to be sent by parcel post or express to their friends in the East. We expressed a crate across the United States and it reached destination in perfect condition. Market gardeners should plant heavily of this variety. **Pkt., 15c; 1 oz., 35c; ¼ lb., \$1.00; ½ lb., \$1.80; 1 lb., \$3.00; 5 lbs., \$13.00.**

The five items on the opposite page are selected for their exceptional quality, yield, freedom from disease, and because they are more resistant to the ills one finds when making a garden than other varieties. While these do not make a complete garden, they are absolutely the best of their kind.

Golden Cream Sweet Corn

You will notice the irregularity of the rows of the Golden Cream. This is typical of one of its parents, the Country Gentleman. The color comes from the other parent, the Golden Bantam. It is ready for use about a week later than Golden Bantam, ten days earlier than Country Gentleman, and combines the exceptionally good qualities of both and produces generally two more ears to the stalk. Very deep-grained, is fit to use for what is termed "roasting ears"; longer than any other variety except DeWolf's Early Acme, our new white sweet corn. As DeWolf's Early Acme is about eight or ten days later than Golden Cream, the two make the most desirable varieties you can plant. **1 lb., 40c; 5 lbs., \$1.75; 10 lbs., \$2.75; 25 lbs., \$4.50.**

Gurney's Everbearing Rust-Proof Wax Bush Bean

When planting Wax beans for home use, you should consider first the quality, because you can grow the highest quality bean just as well as a woody, tough, undesirable one. The Gurney's Rust-proof, with its long golden yellow, brittle, crisp pods and buttery flavor, warrant us in claiming highest quality for it. Next, it should be as nearly as possible disease-proof. Rust is the worst enemy of the bean. This bean, in more than eight years of close observation, has been entirely free from rust when other varieties in adjoining rows have been destroyed entirely by that disease. Next, you want them to produce just as much and over as long a season as possible. On the Gurney's Rust-proof, you will have beans of suitable size for use and blossoms at the same time. Keep the pods picked as fast as they mature sufficiently for use and bearing will continue over a period often as long as six weeks. Next, consider canning quality, because even with a very small plot of these beans, you will not be able to eat them all, but will have sufficient for canning for winter. This is a most excellent bean for canning. Gather the pods, cutting them the right length for a quart jar, pack them in lengthwise as tightly as possible, then cook in the jar the usual way. **1 lb., 40c; 5 lbs., \$1.75; 10 lbs., \$3.00; 30 lbs., \$5.50; 60 lbs., \$10.00.**

Gurney's Gold Lump Carrot

It has been discovered within the last few years that carrots are one of the most delicious and desirable vegetables, being fit for use from the time they are half an inch through until the next spring; used in many different ways and delicious in all of them. In offering to you the Gurney's Gold Lump carrot, we are offering one of the earliest, finest-grained, high quality carrots, in fact the most desirable of any for the market gardener to deliver in bunches to his customers, for the home gardener, for the table. I do not recommend this for the main crop for winter use, as other varieties will yield more per acre, but none of them will have the quality of Gurney's Gold Lump for use in its growing state. **Pkt., 10c; oz., 20c; ½ lb., \$1.00; 1 lb., \$1.75.**

White Wonder Cucumber

Color of White Wonder is nearly pure snow white. It grows to good size, usually 8 to 10 inches long, and is very uniform. In season almost the same as the White Spine, but keeps in eatable condition longer. Flavor is pleasing and flesh firm and crisp—fine sliced or in salads. Its smooth, clear surface makes the White Wonder an ideal pickle. Aside from excellent qualities of fruit White Wonder bears a great quantity of them. A packet of seed will furnish you cucumbers in abundance. **Pkt., 10c; oz., 25c; ¼ lb., 75c; 1 lb., \$2.25.**

Gurney's Table Queen Squash

First: The size is the most desirable of any squash produced, and might be termed the individual squash. A really hungry person could eat one of them at a sitting. In the larger varieties of squash you cut one and bake a portion for the family and not wanting a continuous squashes menu the balance invariably spoils before you are ready to use it. Second: The shell or rind is as thin as a sheet of paper, and the meat separates readily from the skin. The flesh is extremely thick, and of a bright golden color. The seed cavity is small and packed with seed. The color of the squash is a dark green, somewhat ribbed and after picking and storing for some time changes to a bright golden color, but retains its quality until used. It keeps equal to the best of the other varieties, and bakes quicker than other squash, never requiring over 20 minutes in the oven. We find the most desirable way to cook these squash is to cut them in half, place a portion of butter in the lower half, cap it with the other half, and bake as though whole. They are always dry and meaty. It yields enormously. A single vine produced in West Virginia more than 135 perfectly matured squash. The Table Queen can be planted in the most ordinary garden. The growth is medium, but they grow a squash at almost every joint. One man wrote they are the most desirable squash for market gardeners. He says, "I pile my Ford car full of these and I hardly reach town before they are all sold at 75c to \$1.00 per dozen."

Per pkt., 10c; 1 oz., 20c; ¼ lb., 60c; 1 lb., \$2.00; 5 lbs., \$9.00.
Milwaukee Market—Brother Don planted about an acre of Milwaukee Market this year. Not because he wanted to but on account of the dry weather he lost a big field of Strawberries and had to fill in with something else.

It was a fortunate proposition, as Milwaukee Market proved to be the earliest, good sized, high quality, thick yellow meated Muskmelon that appeared on the market, and he realized a good price from them, selling the immense crop at from 15c to 25c per melon.

The ribs are fairly prominent, and the netting heavy. Shape slightly oval. A light green or cream color. I believe it will produce as many melons to the acre as any melon you can plant and when it comes to quality—Oh Boy! **Pkt., 10c; oz., 15c; ¼ lb., 70c; 1 lb., \$2.00; 5 lbs., \$7.50.** Postpaid.

Gurney's Stone-head Riviera Lettuce

Head-lettuce has become as much an article of food and as necessary in the preparation of a good meal as cabbage. We have tried many varieties and the two most desirable are Gurney's Stone-head Riviera and the New York Wonderful or Los Angeles. The New York Wonderful is very desirable in sections where all of the weather conditions are right. In fact, it is the most desirable of any variety and is grown in larger quantities than all others put together. But in the home or the ordinary market gardens scattered over the length and breadth of the United States, conditions are not always right and you do not give as much time and attention to the cultivation and care of the head-lettuce as they do in the sections where this is grown as the main and really the only crop. Consequently, we recommend Gurney's Stone-head Riviera as the best for the ordinary grower. Heads of remarkable size, extremely hard, fit for use longest of any variety, and the entire leaves almost to the outer edge are blanched to a creamy white; quality excellent. We advise planting this over a considerable season, first as early in the spring as possible in the hot bed. Transplant in rows in the garden as early as they are safe from killing frosts. At about this time, sow additional seed in the open, transplanting this when it shows four to six leaves. Sow again about two weeks later. By doing this, you will have a continuous supply of lettuce during the entire summer. It should be planted one foot apart in the rows. **Pkt., 10c; oz., 40c; ¼ lb., \$1.50; ½ lb., \$2.20; 1 lb., \$4.00.**

Earlibell Tomato (Selection)

A farmer who lived near Mankato
Had trouble to find a tomato
The frost gave him H—
Till he got Early Bell
It ripened it was not too late to.


We are still waiting for someone to prove to us that they have or can produce an earlier tomato than the Earlibell. I just received a letter from one of our Texas customers today, ordering six pounds of this Earlibell seed. He tells me he can get 25 per cent more fruit to the acre and ten days earlier than any other tomato grown in the market garden section of Texas. This ten days means sometimes several cents per pound additional for their big crop. In the North it means ten days more of tomato season, freedom from frosts, etc. It means that we can produce tomatoes further north and at higher altitudes than ever before. This past season we grew in the Trial Ground practically every variety of claimed early tomatoes. The method adopted was as follows:

On the first day of June we planted in the open ground the seed of all of the varieties and as they grew made records of the growth, the time of blooming and the first ripe tomatoes. The Earlibell this year was just five days ahead of the next earliest, and running about as much as twenty days earlier than a number of varieties that were claimed to be extra early. The Earlibell is not only earlier but it produces greater quantities of fruit with enough foliage to keep them free from sunburn, seldom rots, generally good-sized, smooth and of a bright red color that makes it very desirable for market as well as for the home table. We have found that the Earlibell is also one of the best tomatoes for greenhouse forcing. It requires a little more trimming than some other varieties but produces quantities of good marketable fruit. Try it. **Pkt., 15c; oz., 45c; ¼ lb., \$1.50; ½ lb., \$2.25; 1 lb., \$3.50.**

MELONS—MUSK—1 oz. for 50 Hills, 3 lbs. per Acre

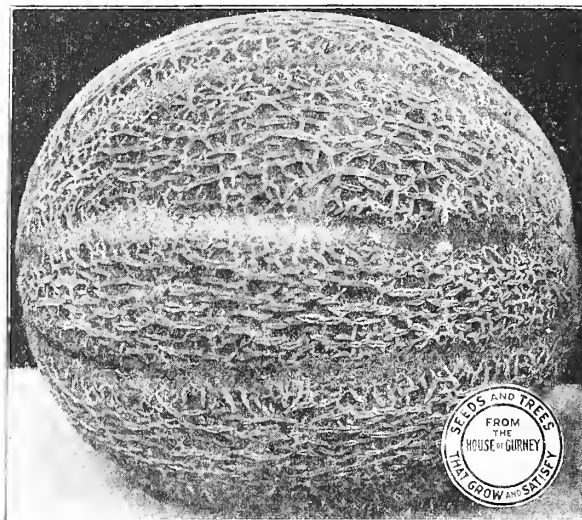
What's the use of letting your boys steal the Melons they want from neighbors? Why not plant them yourself and have company? Did you ever steal a watermelon? Crawl through the wet cornfield on your belly, about nine or ten o'clock at night, listening every minute for the watchdog, finally reach the patch, and find one of the largest and ripest ones right in the edge of the cornfield, pick it carefully, roll it ahead of you until you are way back in the field, then pick it up and run, reach the edge of the field and then with your two or three companions, eat the most delicious watermelon you ever had? Possibly those in your father's patch were much better, but you wanted this melon because it was harder to get. I have stolen melons a good many times. As my hair commences to get gray, I don't know that I approve of it, but boys will steal melons for the next twenty generations just as they have for the last, and when they go into the patch and take just what they want to eat, picking and handling them carefully, not destroying the vines nor spoiling melons. I think we can all forgive the crime just for the fun they get out of it. So plant enough for your boys and a few for the neighbors.

Hearts of Gold (See colored plate, page 17)



Osage

Osage—(Miller's Cream)—This is the most profitable of all melons for the market gardener; uniform quality; it makes no difference what the size of the melons may be, they are all sweet and delicious. The skin is thin, dark green and netted. The flesh is deep salmon, remarkably sweet and of a spicy flavor; extremely thick and delicious to the rind. **Pkt., 5c; oz., 10c; ¼ lb., 35c; 1 lb., \$1.10; 5 lbs., \$5.00 postpaid.**



Davis White Seeded

Davis' White Seed—We recommended it highly on account of the good showing it had made in our trial grounds in comparison with other melons. We said this was the best quality of any of the muskmelons yet introduced, and one year's general trial over the country has convinced us that it is the best all-around home and shipping melon yet introduced. This is the only white seed muskmelon, as all other muskmelons produce a yellow seed only. A report from one of our growers in western Nebraska tells us that the White Seeded was the earliest muskmelon of any that he planted, coming in two weeks ahead of the Osage, and produced more melons to the vine that were marketable than any other melon he has ever grown, and the quality was all good. We can only offer a limited amount of the seed. **Pkt., 10c; oz., 25c; ¼ lb., 80c; 1 lb., \$2.50.**

Milwaukee Market (See colored page 17)

A. F. Wright,

Whitman Nebr., Feb. 22, 1926

Here comes my order again this year. I am enclosing a picture of my baby with three Muskmelons. The largest Melon measures 32" around and weighs 16 pounds. They were very thick meated and of good quality. From the three packets of seed I sold \$18.00 worth, besides all we could use and then we had several Melon parties. Everybody said they were the best ever. They would surely take prizes anywhere.

Greeley Wonder—A salmon flesh melon of excellent eating quality. There is the total absence of the coarse stringy flesh that is usually associated with large melons. It was developed in northern Colorado and when introduced into the Home garden, it certainly is the favorite. Not a shipping variety, medium early, ripens in 90 days. Average weight about 4¾ pounds. **Pkt., 10c; oz., 20c; ¼ lb., 60c; ½ lb., \$1.00; 1 lb., \$1.75.**

Knight's Early—A very early type of the green fleshed, oval shaped muskmelon. Ribs are indistinct, netting heavy, pointed at the stem end. Its sweet, spicy flesh is famous for its quality. Vines are extremely heavy producers and melons can be shipped moderate distances without damage. It is more of a home use melon, ripening in 90 days; size 6x1¼ inches; weight 1¾ pounds. **Pkt., 10c; oz., 25c; ¼ lb., 90c; ½ lb., \$1.60; 1 lb., \$2.50; 5 lbs., \$11.00.**

K. W. Buchanan, Manitou, Kt., Sept., 23, 1926

I purchased a 15c package of Walrath's Golden Champlain Muskmelon from you in the spring of 1925. Planted 48 hills in my garden, putting a handful of 16% acid phosphate under each hill. They made a tremendous yield of the highest quality melons.

Paul Rose or Petoskey—This widely advertised melon is a successful cross of the Osage with the Netted Gem and combines the sweetness of the former with the finely netted appearance of the Gem. The flesh is of orange red color like that of the Osage. A splendid shipper and just the right size for the hotel and table use. **Large pkt., 5c; oz., 15c; ¼ lb., 35c; 1 lb., \$1.10; 5 lbs., \$4.75. Postpaid.**

Gurney's Farthest North

This melon originated in the Imperial Valley in California and is one of the best long-distance shipping melons we have, but on account of its extreme earliness—maturing in 68 days from the planting of the seed—it can be grown farther north than any other muskmelon. Salmon, flesh of exceptional thickness about 8x1½ inches with heavy netting, fairly prominent ribs. Its chief values are its extreme earliness, its ability to stand long distance shipping and its better than fair quality. **Pkt., 10c; oz., 30c; ¼ lb.,**




Gurney's Farthest North

\$1.00; ½ lb., \$1.75; 1 lb., \$3.00; 5 lbs., \$13.00.



Ed. Nelson, Meade Co., Sturgis, S. Dak., Sept. 23, 1926

This is a picture of myself with a truck load of Watermelons and Canteloupe. I am certainly pleased with the results from the seed purchased from you. Each of the truck loads that I have picked and sold have brought me \$60.00 per truck load in the nearby towns and this is my eighteenth truck load. Not a bad year's business.



Giant of Colorado
—Large size; oblong; 12 to 15 inches in length, heavily ribbed and netted. Skin green, flesh light green and excellent quality. Best quality of any of the large melons.

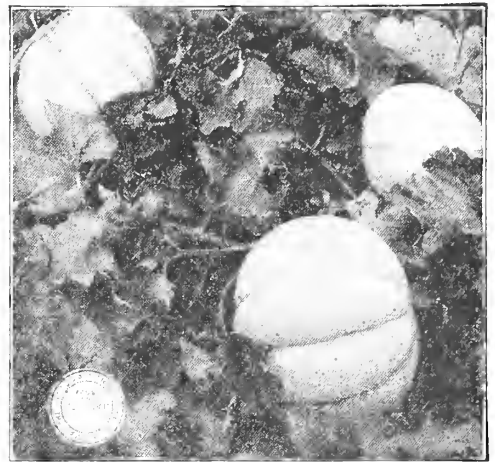
This is a very satisfactory melon for the home garden and home market. The melon is very large and attractive and brings a good price always, but not a good shipping melon. We have picked as high as six ripe melons at one time from a single vine, none of them weighing less than 7 lbs. **Pkt., 5c; oz., 10c; lb., \$1.40; 5 lbs., \$6.00. Postpaid.**

Tip Top—This wonderfully fine melon should be planted by all melon growers. It always pleases. The testimony of all who use **Tip Top** is that every melon produced, whether big or little, early or late, is a good one; sweet, juicy, finest flavor, firm-fleshed and edible to the outside coating. The fruits are of large size, nearly round, evenly ribbed and moderately netted. Flesh rich deep salmon, sweet and spicy. Ripe fruits in 90 days. **Pkt., 10c; oz., 20c. ¼ lb., 40c; ½ lb., 70c; 1 lb., \$1.20.**


Rocky Ford—This variety is an improvement on the Netted Gem, and is largely grown in Colorado and shipped by the carload to the eastern cities. It is much sought after by hotel and restaurant keepers on account of its size and exceptionally fine flavor. Flesh is greenish white in color, very juicy and rich and good clear to the rind. It is medium in size, of round oval form and a most excellent keeper. **Pkt., 5c; oz., 10c; ¼ lb., 30c; ½ lb., \$1.00; 1 lb., \$4.50. Postpaid.**

Hoodoo—Another of Paul Rose's wonderful melons introduced three years ago, has grown into popular favor more rapidly than any other melon. The Hoodoo melon is equal in quality to any melon planted today, and for all purposes it is better than nearly all others. The color of the flesh is bright orange meat very thick, seed cavity extremely small, netting is very close and firm, making it one of the very best for shipping. Our seed of this variety is saved from a most carefully selected, inspected field, and is two years ahead in selection of any other seed offered. **Pkt., 10c; oz., 15c; ¼ lb., 40c; ½ lb., \$1.25; 5 lbs., \$5.00. Postpaid.**

Banana—A peculiar, long, smooth yellow-skinned melon with salmon flesh. **Pkt., 5c; 1 oz., 10c; ¼ lb., 35c; 1 lb., \$1.25. Postpaid.**

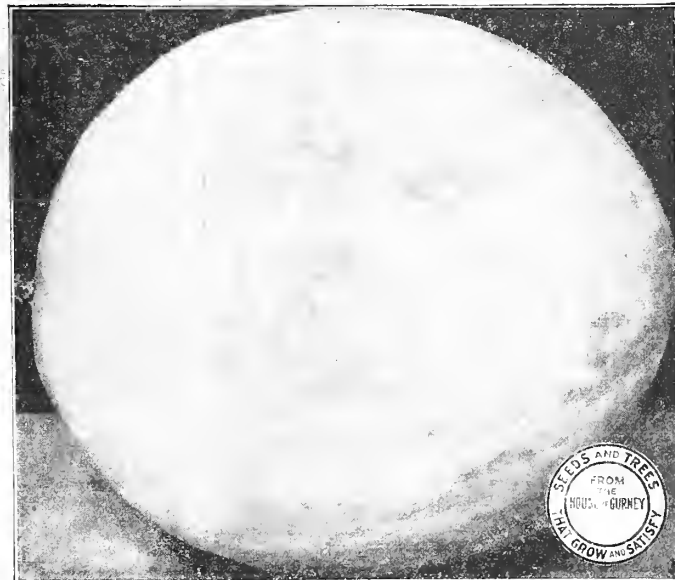


Tip Top



Rocky Ford

Hoodoo



Honey Dew

Honey Dew Muskmelon

This melon is especially adapted to west of the Missouri River in South Dakota, Western and Northwestern Nebraska, Colorado and Montana and Southwestern North Dakota. It produces exceptionally large crops of even sized quality melons and brings more money per acre than any crop you could grow. Honey Dew melons sell at an extremely high price, retailing often at from 60c to \$2.00 each, and people located in the places named above, will do well to plant sufficient quantity of Honey Dew for their local as well as their shipping market, as they will bring exceptionally high prices in October, November and December.

The Honey Dew is in a class by itself, being different from any other melon. The flesh is very thick and firm, emerald green in color, spicy, and of a flavor that you do not get in any other melon.

"Some better than the very best, a whole lot better than all the rest." We might stop right there with our description of the Honey Dew Muskmelon. It is a wonderful production, a cross of an African Casaba and the Rocky Ford Cantaloupe. We want to say just a few words of its value on the market. I have taken from the Daily Chicago Trade Bulletin the market on various melons at different times, and without exception, the Honey Dew was selling at from fifty cents to one dollar and fifty cents per crate more than any other melon on the market. You can eat it in September or keep it until Christmas, it simply gets better all the time.

Green Fleshed Honey Dew—**Pkt., 10c; oz., 30c; 2 oz., 50c; 4 oz., 85c; ½ lb., \$1.20; 1 lb., \$1.75.**

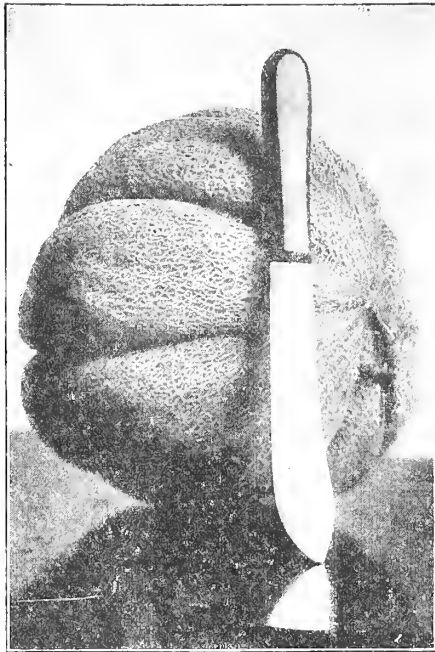
Golden Fleshed Honey Dew—In every respect the same as the Green Fleshed Honey Dew, except the flesh is a rich golden color. **Price**—**Pkt., 10c; oz., 30c; 2 oz., 50c; 4 oz., 85c; ½ lb., \$1.25; 1 lb., \$2.00.**

Persian Winter Muskmelon—On the west coast they are grown by the trainload, the meat is of a pleasant golden color, at least three inches thick and has that delicious flavor of the "Hearts of Gold" summer melon. The Persian is a large finely netted dark green melon weighing about 10 pounds. Keeps equal to the Honey Dew. This is the great Christmas melon. **Pkt., 15c; oz., 40c; ¼ lb., \$1.25.**

Pollock No. 10-25 Salmon Pink—In twenty years there has been a number of improvements in the **Netted Gem** or the **Rocky Ford Cantaloupe** and the 10-25 Salmon Pink is the latest, yielding heavily, even sized melons, so that after picking there is hardly a cull left in the field, netted a little more from stem to blossom, rust resistant, a few days earlier, and reach the market in such condition that they are worth the money asked. It is a re-selection of Pollock's No. 25.—**Pkt., 10c; oz., 20c; ¼ lb., 60c; ½ lb., \$1.00; 1 lb., \$1.50; 5 lbs., \$6.25.**

Emerald Gem—I asked the gardener at the Hospital for the Insane to name the muskmelon that he thought the most of, the one that produced the best percentage of strictly good melons of the right size. Without hesitation he said Emerald Gem. For the big institution he grows several acres, and I noticed a larger percentage of Emerald Gem than any other variety; they are nearly smooth skinned, deeply ribbed green rind, with just a few lighter colored stripes, flesh thick so that the seed cavity is not much larger than a walnut. Flesh of a delicate salmon color, and it would be useless for me to tell you much of their quality because you might think I was prejudiced. **Pkt., 5c; oz., 10c; ¼ lb., 40c; ½ lb., \$1.50; 5 lbs., \$6.00. Postpaid.**





Hackensack

Walrath's Golden Champlain Muskmelon—Ten reasons for offering this new melon: 1st. Ripens three weeks in advance of the Hackensack, Emerald Gem or Paul Rose. 2nd. It blossoms and sets fruit thickly on laterals before the vines are six inches long. 3rd. By doing this it produces from eight to fifteen large melons in a cluster around the hill which makes them easy to handle. 4th. Because of this unusual habit, the first setting of melons matures at the same time. 5th. The vines are very hardy, strong growing, which enables them to handle an immense crop. 6th. Because of its high quality, golden yellow meaty fruit. 7th. Its desirable market size, varying from 2½ to 3½ lbs. 8th. Because it is the best of thirty-four different kinds tried by the originator. 9th. On account of its earliness it grabs off the early melon money which is always the best money. 10th. Because it is the melon that has extended the melon belt hundreds of miles north, allowing people clear to the Canadian line to enjoy this delicious muskmelon. I quote from the description given by the originator: "In introducing to you our New Habit Cantaloupe, GOLDEN CHAMPLAIN. This melon is so early that it can be grown much farther north than any other variety yet introduced. It ripens three weeks earlier than the Emerald Gem, Hackensack or Paul Rose. The nature of the New Habit is that it throws laterals and blossoms before the main stems are six inches long, and real fruit sets on these laterals and develops rapidly. You will find from eight to fifteen large melons in a bunch right around the hill where the seeds were planted, making easy and inexpensive handling when ripening. This first setting of melons on account of starting at the same time, mature at the same time, giving a large crop and the early money getter. The vines are exceptionally strong and hardy. Quality of fruit excellent, flesh golden yellow. Outside skin green, well netted, and firm. Size from 2½ to 3½ lbs. I have grown thirty-four different kinds of cantaloupe in the last fifteen years, but the Golden Champlain yields much heavier than any of them even if you only count the first setting. Three years out of four we have picked ripe melons fifty-seven days after planting seeds. With ordinary field culture. This melon is successfully grown in the Lake Champlain district in high altitude, hence its name, GOLDEN CHAMPLAIN. Its extreme earliness prevents a lot of melon money from getting into the pockets of the Imperial Valley growers, and gives it to the home producer three weeks sooner."

From Wilburt Harrison Kingsville, O.

I received more money from one acre of Golden Champlain muskmelons than from two and one half acres of any other varieties.

Successful melon growers, if they knew of the many qualities of this melon, maturing as it does twenty days earlier than others, maturing in 57 days from seed to market, netting \$2,000.00 per acre they would not hesitate to pay \$20.00 per acre for the seed, about the cost of potato seed per acre, while their profits would be at least five to ten times as much. **Pkt., 15c; ½ oz., 25c; oz., 40c; ¼ lb., \$1.00; 1 lb., \$3.25.**

Extra Early Hackensack—This valuable variety is ready for the market fully ten days ahead of the well-known Hackensack, which it much resembles in size, shape and quality; weight from five to ten pounds each; very productive, averaging from five to six melons to the vine; deeply netted, flesh light green. **Pkt., 5c; oz., 10c; ¼ lb., 35c; 1 lb., \$1.25; 5 lbs., \$5.00. Postpaid.**

Citron

They are used for making preserves, and I guess every housewife knows of numerous other ways to use them. They are a very valuable vegetable. **Pkt., 5c; oz., 10c; ¼ lb., 25c; lb., 90c; 5 lbs., \$4.00. Postpaid.**

Vine Peach or Garden Lemon

They are sometimes known as Vegetable Orange; entirely different from the cucumber known as Cucumber Lemon. The vine on which this fruit is borne is similar to the muskmelon and requires the same cultivation; fruit about the size of a large peach, oval shaped, somewhat russeted and the color of a bright orange when ready for use. For sweet pickles, pies and preserves, they are excellent. **Pkt., 10c; oz., 35c; ¼ lb., 75c.**


Watermelons

The New Watermelon "Corporal Gurney" 1 oz. for 20 Hills, 4 lbs. per acre

We have offered this six years ago and, with the exception of a very few reports, it has proven one of the very best melons of the entire list. Its large size, extremely tough rind and excellent quality has made it a desirable market melon. We are offering it again with the assurance that this is the coming melon for the market, at least for that part of the country where they are grown in large quantities for the market.

We have called this "Corporal Gurney" because the first ripe melon was picked on the day he was appointed corporal. Since then he has become sergeant, but the melon remains "Corporal", although it is absolutely "General" in quality. It is an oblong melon, shorter and much thicker through than the Tom Watson and Kleckley. In color it is a very pleasing gray, or a very light green. The rind is extremely hard, making it best of all melons for

shipping purposes. It can be shipped across the United States and back again, and be equal to any freshly picked melon. The quality never has been surpassed, and probably never will be. The rind is thin, but strong enough so that the heaviest man can stand on it without injuring it. I have rolled these melons off from an ordinary table to the floor without cracking the rind or bruising the flesh. I am not showing you a picture of Corporal Gurney, but a picture of the melon instead. This melon is not as early as the earliest, but will be classed as a medium early melon. Our supply of seed is limited and consequently rather high-priced this season, but for satisfaction you had better plant one packet of Corporal Gurney than a dozen packets of other varieties. **Price per well filled pkt., 10c; 1 oz., 20c; ¼ lb., 50c; ½ lb., 75c; 1 lb., \$1.25; 5 lbs., \$5.00.**



W. F. Breneman,
Green Lake
Co., Dalton,
Wis.

I am enclosing a photograph of my family and some of the Melons grown from your seed. The Melon in which they are so much interested is a Corporal Gurney, measuring 24" long and 26" in circumference. This is the largest Melon this year on account of the extremely dry weather. This Melon with stood the drought the best of any variety.



Kleckley's Sweet

The above photo is of Charles and a Kleckley Sweet. The kid married October, 1921. Can you beat it?

Kleckley's Sweet or Monti Christo—Vines are strong-growing, producing uniformly large-sized melons. The fruits are oblong. The skin is dark green. Flesh is bright scarlet and ripens to within one-half inch of the rind. The quality is very rich and sweet, hence its name. For the home market or family garden it is decidedly one of the best. **Pkt., 5c; oz., 10c; 1/4 lb., 30c; 1 lb., \$1.00; 5 lbs., \$3.50.**

Phinney's Early—An early variety; medium and uniform size, and a beautiful form. The skin is smooth, with white mottled and dark green stripes. Flesh light red or pink, sweet and delicious. One of the best for home use. **Pkt., 5c; oz., 10c; 1/4 lb., 30c; 1 lb., 95c.**

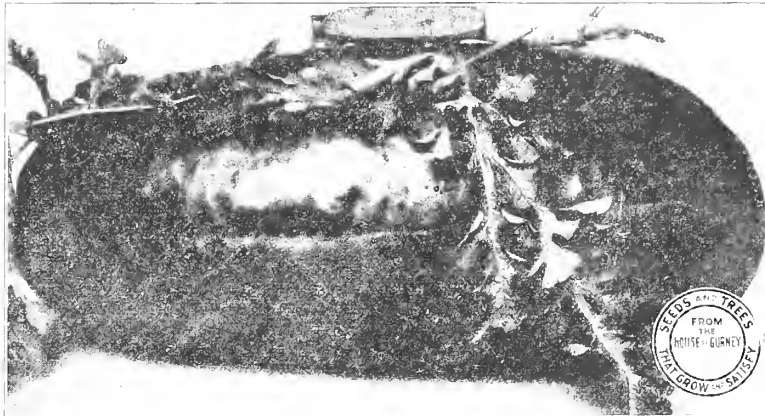
Peerless—(Ice Cream)—of medium size, thin rind, light mottled green; flesh bright scarlet, solid to the center, and sweet as honey. **Pkt., 5c; oz., 10c; 1/4 lb., 30c; 1 lb., 95c; 5 lbs., \$3.50.**

Fordhook Early—Without a rival. This is the earliest large-fruited melon in cultivation. We secured a good number of fine large melons before any other varieties ripened, with the exception only of the small Cole's Early. These fruits are of good size, rather short and blocky in form, with large diameter; skin dark green, occasionally with faint stripes of lighter green; flesh bright red, crisp, sweet, and of splendid quality; rind quite thin, but skin tough; makes an excellent shipping variety. **Pkt., 5c; oz., 10c; 1/4 lb., 30c; 1 lb., 95c; 5 lbs., \$3.50.**

The Florida Favorite—White seeded, rind light green, with model stripes of dark green, shape long and the melons average about twenty-five pounds in weight. It is not a good long distance shipping melon, but is very, excellent for home trade on account of its excellent quality and it has become very popular where grown.

I advise all growing melons for their own use or for the home market to plant liberally of this variety. Medium early, which insures satisfaction for the home use and profit for the market gardener.

This has become a very popular melon around Yankton in the last three years, where lots of them are marketed each day, with satisfactory results to the consumer, as well as to the grower. **Pkt., 5c; oz., 10c; 1/4 lb., 30c; 1/2 lb., 55c; 1 lb., \$1.00; 5 lbs., \$3.50.**



Tom Watson

Tom Watson—It is not often that a melon will jump from the unknown to the most popular melon grown in a short period of four or five seasons. The Tom Watson is a melon of that type; it is one of the very best shippers of the long melons, and one of the best quality. The melons will grow to a length of about two feet, and about one foot in diameter. The rind is a hard mottled green, thin, but tough enough to endure shipping to any distant market. Of the long shaped melons it is the best shipper of any. The flesh is deep red and comes very close to the rind. We consider this for quality equal to any of the melons, and it sells readily on the market when there is no demand for others. **Pkt., 5c; oz., 10c; 1/4 lb., 30c; 1 lb., 90c; 5 lbs., \$3.25.**



Gurney children and grandchildren eating a Corporal Gurney Watermelon. This melon was 36 inches long and weighed more than 50 pounds.


Henry Blakey, Yankton, S. D.

This is a picture of three of my children, one holding a winter watermelon, another an Earliest and Sweetest and the third is disappointed because he has none.

I plant many acres of Gurney's seeds every year and always have a good garden.


Mrs. Jerry Rhone, Morton Co., No. Dak.

It pleases me to send you another order. It might please you also to know that I have on the table before me a dozen or more seed catalogs from all over the United States. I have looked through them all carefully but, at last, I pick up yours and make out my order, as I know from experience that seeds from Gurney grow and do well here. I have planted them for the last seven years. Last year I was the only one in this part of the country who had a garden and mine was a dandy. There was only rain enough to germinate the seed, but they all grew fine. The Melons deserve special mention. There was absolutely no rain, except that to germinate the seed, until they were ripe and we had good Melons and lots of them.



Round Light Icing—Fruit medium sized, nearly round, greenish white, slightly veined or dotted with light green. The flesh is light red, sweet and crisp, seed white. A very early melon producing remarkable crops. Late in May in the spring of 1921, we had a telephone order from one of our customers for more than 100 pounds of this seed. I advised that it was too late to plant any watermelon, but he insisted on planting and I recommended some earlier varieties; but he still insisted on Round Light Icing, and he marketed from that field dozens of earloads about as early as the earliest varieties, and received top prices for them. **Pkt., 5c; oz., 10c; 1/4 lb., 35c; 1/2 lb., 60c; 1 lb., \$1.00; 5 lbs., \$4.00.**

Gurney's Improved Cole's Early Watermelon



EARLY is no less valuable for the middle states from the fact that it ripens melons ahead of season. Weight about any other and continues to bear abundantly throughout the entire 10 to 15 lbs., nearly round, dark green with lighter stripes, flesh bright-red, crisp and free from stringiness. Very solid. Is deliciously sweet and refreshing all the way through to the rind. **Pkt., 5c; oz., 10c; ¼ lb., 30c; 1 lb., 90c; 5 lbs., \$3.40.**

The Earliest and Sweetest

Almost as far back as I can remember we have urged everyone to plant Cole's Early, for the earliest and best watermelons. We have not changed our minds a particle about the Cole's Early, as it is still one of the very best, but the earliest and sweetest, a cross of Mountain Sweet and Cole's Early, combining the best qualities of both, is nearly one week earlier than Cole's Early, three to five pounds heavier, does not break as easily when handled, and the facts are that when the two melons ripening together are placed before you, you will always eat the earliest and sweetest. The average weight of this melon would probably be from 12 to 15 lbs., flesh scarlet, very fine grained, and the flavor is delicious. The seeds are white. Vines producing wonderful crops, often producing eight to twelve melons to the vine. We wish to say to our Northern customers that this Earliest and Sweetest melon is the one they should plant. There is but little use in planting the large late varieties in your locality. They are only a disappointment, nearly ripe when the frost comes. You will always get under the wire with the Earliest and the Sweetest. **Pkt., 10c; oz., 20c; ¼ lb., 50c; 1 lb., \$1.50.**

Sweetheart—Our field of watermelons was certainly a pleasant sight. A field of 30 acres of these planted right and growing right was so well covered with melons that a person could have started in any part of the field and walked around all over it and stepped on a large melon each time. Every melon seemed to be perfect in color and shape. This is certainly a fine strain of this very popular shipping melon. Rind is thin, but firm. Flesh bright red, very sweet and tender, size large. **Pkt., 5c; oz., 10c; ¼ lb., 30c; 1 lb., 95c; 5 lbs., \$3.25.**




My Two Sweethearts

Gurney's Improved Cole's Early Watermelon—This is an improvement over the old COLE'S EARLY. By selection it has been made more uniform in size, better quality and earlier. Sure to ripen. Just the melon for home market. Ripens during August and by far the best watermelon for the northern states, where the seasons are usually too short for any other. Since its introduction melons have ripened farther north than it was supposed possible to ripen them. COLE'S



Mrs. F. W. Boat, Jasper Co., Kellogg, Iowa
I am sending a photograph of my family enjoying a winter Watermelon. This was taken at Christmas time, as you may judge from the snow on the ground. It is a wonderful Melon.



Earliest and Sweetest

Golden Honey Sweet—The only desirable yellow-meat melon, and for home use the best of all melons. Very thin rind, golden yellow flesh, so remarkably sweet and tender that they will be chosen above all other melons for home, not shipping purposes. **Pkt., 10c; oz., 15c; ¼ lb., 40c; ½ lb., 70c; 1 lb., \$1.30.**

SPECIAL LIST OF PROFITABLE MELONS FOR MARKET GARDENS

This list is selected to cover, as nearly as possible, yield, season, quality and ability to stand shipping or rough usage.

Muskmelons

Wairath's Golden Champlain—First early, good quality, high yielding muskmelon. Sets its first fruit from the first blossoms, insuring early ripening. **Hearts of Gold**—Ripens immediately after Golden Champlain, the highest quality, best shipping muskmelon produced; nearly solid meat, and of such quality that one remembers it selling from the market gardener's load or in terminal markets at double the price of other melons. **Honey Dew**—No other melon in this class. Western Nebraska Melon Growers' Association received an average of 42c each for all of their Honey Dews this past year. Especially profitable in western South Dakota, western Nebraska and Colorado.

Milwaukee Market—See colored picture, page 17, and read description. A money maker.

Watermelons

Gurney's Earliest and Sweetest—Just as early as the Cole's Early, better quality, average five pounds heavier, stands shipping better. Follow this with **Round Light Icing**, an especially valuable melon for the Northwest, good size and quality, and good earload shipper.

Klocley's Sweet—Follows Round Light Icing; very dark green. Flesh bright red, high quality, heavy yielding, good shipping melon. Produces a large percentage of melons weighing from 25 to 50 pounds.

Corporal Gurney—Absolutely the best quality melon produced. Follows Klocley's Sweet in season of ripening; extremely thin rind, but so tough and strong that a 200-pound man can stand on it without breaking. When Corporal Gurney ripens, you can sell no other melon.

This list of melons does not mean that other varieties are worthless, but these are especially good for a person who grows melons to sell.


ONION CULTURE AND PROFIT IN ONIONS

1 Ounce for 100 Feet of Row; 5 Lbs. Seed per Acre

You cannot plant a crop on your farm that will produce more dollars per acre than a crop of onions. The yield in the northwest from the onion **Dakota** and **Southport Red Globe** and other standard varieties is always exceptionally heavy; the gardeners selling but few of them under \$1.25 per bu., and lots of them moving at \$1.50 and \$2.00 per bu., making the greatest yield of dollars per acre of any crop. Onions can be grown and harvested for \$45.00 per acre; this allows about \$8.00 per acre rent for the land. A very ordinary yield would be at least 300 bushels per acre, even this small crop would bring more net dollars per acre than any five acres in an ordinary crop. Yields of one thousand bushels are not uncommon and one of our friends at Basset, Nebraska, has a photograph of his field of one and one-fourth acres from which he harvested nine hundred bushels. The varieties he planted were Gurney's Red Globe, "Dakota" and Southport Yellow Globe.

Figure the cost of production as high as you please and you could not come within a mile of the gross profit; plant just as many as you can take care of, you cannot flood the market.

In previous years we have devoted several pages to onion culture and profits in onions. We are compelled to leave out of the regular catalog all of this matter, but instead will pack with each order of one-fourth pound or more an onion bulletin, giving you full instructions for the cultivation, care and marketing of onions. We shall be glad to send copies of these or other bulletins on request at any time.



A. C. Thompson, Lawrence Co., Spearfish, S. Dak. March 9, 1926.

I am enclosing a photograph of the Dakota Red Globe. I raised the finest Onions in the Spearfish Valley. The Dakota Red Globe is surely the finest Red Onion anyone can plant. I kept 500 pounds in my cellar and this photograph was taken on February 25, so you can judge of their keeping quality. The Early Bell Tomato is the earliest and best Tomato for this country.

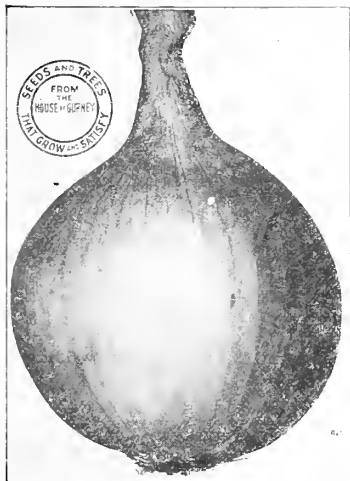
Southport Red Globe — (110 days to maturity.) We consider this the most profitable of the onions for planting in the north. Brings the best price on the market of any of the red onions. Its large size, dark, glossy red color and the fact that it is one of the best keepers makes it very desirable. They are just a little later in maturing than the Red Flat, but are safe to plant most any place that onions can be grown. We would advise that you make the bulk of you planting Southport Red Globes. This variety has given as high as 1,100 bushels per acre, and is the leading market value in the north. **Pkg., 5c; oz., 30c; 1/4 lb., \$1.00; 1 lb., \$2.40; 4 lbs., \$8.50.**

Mrs. James Wright, Cummings, N. Dak., Oct. 15, 1925.

I bought my garden seeds from you last spring and in the lot was Gurney's Dakota Red Globe Onions. I planted them in the latter part of May and I had a fine stand. I think every seed grew twice. Then we had heavy rains and I thought the whole garden was destroyed, so I quit giving it any attention, only cultivated it twice, and paid no further attention to it until fall.

Was then going to take out such items that had survived and I found that I had some of the finest Onions, more than nine bushels, also some Mammoth Silver King and Yellow and White Globe. Many of the Gurney Dakota Globe measured 11 inches in circumference.

One of my neighbors bought some of your Rainbow Flint Corn and Bugles Potatoes. She has some wonderful Corn, some ears measuring 13 inches long, and some Bugles Potatoes measuring 17 inches in circumference and 8 3/4 inches long.



Southport Red Globe

Southport Yellow Globe

— (110 days to maturity.) The true Southport Yellow Globe is particularly valuable for winter market. It is a more perfect globe than the Yellow Globe Danvers and a better keeper. The onions are similar in size and form to the Southport Red Globe, but have a pale straw yellow skin, mild flavor and a heavy crop. Owing to its handsome appearance and delightful flavor it sells readily on all markets. We would advise that you plant a part of your acreage to these.

Pkg., 5c; oz., 35c; 1/4 lb., 90c; 1 lb., \$2.30; 4 lbs., \$8.50. Postpaid.

Gurney's Dakota Red Globe

In offering the "Dakota" (105 days to maturity) Onion we wish to tell you something of it. The parentage of this onion is strictly Southport Red Globe, but has been grown in Dakota for a number of years, and by careful selection of the bulbs and saving of the seed crop we have produced an onion that is very uniform in size, very dark red in color, a perfect globe, and quite a bit earlier than any other globe onion that we know of. We consider this one of the most profitable onions for the people of the Northwest to plant. It has yielded an immense crop of firm bulbs when other seed has failed to do as well. On account of being able to market them earlier than other varieties you can secure a better price, and as the yield is equally as large as any other variety it is certainly more profitable to plant them. The seed will cost you a little more money than the others, but a few cents per acre is more than made up by the results in the fall. **Pkg., 10c; oz., 40c; 1/4 lb., \$1.50; 1/2 lb., \$2.50; 1 lb., \$4.25.**

J. C. Volska,

Walthill, Nebr., Nov. 9, 1926.


Last spring I invested \$2.50 in Gurney's Dakota Red Globe Onion seed. They did fine and I sold \$100.00 worth of onions. How is that for a small investment? They are just as you represented them in the catalog. If all the gardeners could know the value of your seeds there would be no failures in trucking.

An Onion Bulletin with Each 1/4-Lb. Order

As Onions are one of the most profitable crops grown, often producing several hundred dollars net profit per acre, it would be well for you to plant industry of them and share in this immense growing profit.

In order that you may grow equally as successful as the expert or continuous grower, we will enclose with each order of one-fourth pound and up, our Onion Bulletin, giving complete instructions for preparing the seed bed, planting, growing, harvesting and marketing.

I want to call your special attention to Gurney Red Globe, as pictured on Page 34 of this catalog.




Mammoth Silver King — This is absolutely the largest white onion grown, specimens often measuring as much as 20 inches in circumference and weighing as high as four pounds. It is of very attractive shape and color; silvery white skin, flesh a most agreeable flavor, but only a reasonable keeper. We advise the growing of this in small quantities, and you should dispose of them by the first of December. For exhibition purposes these should be started in a hotbed and transplanted; in this way you will produce onions of immense size. **Pkt., 10c; oz., 35c; 1/4 lb., \$1.10; 1 lb., \$3.50.**

Southport Large White Globe — (115 days to maturity.) This is the best all-purpose white onion in cultivation; it is large, a perfect globe, silvery white and the very best keeper, and excellent quality. It commands in a small way a higher price on the market than the Yellow or Red Onion, but the demand is not as large for the White. In growing onions we advise that you put in a part of your acreage of this large White Globe, as there is always a demand for a reasonable amount of them at a better price than you could get for other onions. On account of their mild flavor they are particularly valuable for green onions for bunches. **Pkg., 10c; oz., 45c; 1/4 lb., \$1.50; 1 lb., \$3.75. Postpaid.**

Dept. of the Interior, U. S. Indian Field Service, Manderson, S. D. Sept. 23, 1926.

We have just closed our District Fair at this place and while the season has been very unfavorable we had a wonderful display of all kinds of vegetables.

One of the remarkable and wonderful displays was made by Ephraim Part's His Hair, a full blood Indian. He showed twenty-four different varieties and all of them of the very finest quality. He took special pride in telling all that he had purchased the seed from the Gurney Seed & Nursery Company, Yankton, South Dakota, a home institution. Judson Shook, Govt. Farmer.




White Welch

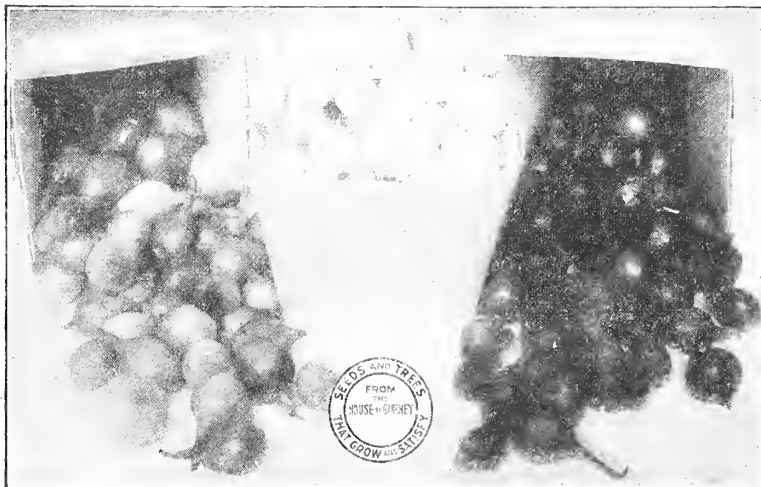
stronger in flavor than most other kinds. Very productive, best keeper, and very popular for general cultivation in most localities. It is more inclined to form large necks if planted on very rich soil, but it is the best of any variety on poor or dry soil. **Pkg., 5c, oz., 30c; ¼ lb., \$1.00; 1 lb., \$2.25; 4 lbs., \$8.50. Postpaid.**

Ebenezer or Japanese — This onion is not unlike Yellow Danvers in size and shape, but it is much superior. Retains flavor and keeps longer without becoming soft or sprouting than any other onion. Always firm, solid, with a very thin skin and agreeably mild. Planting the Ebenezer seed early in the spring insures you a crop of the highest quality, large, fine onions. Planting a little later, sowing the seed much for larger onions. **Pkt., 10c; oz., 30c; ¼ lb., \$1.15; 1 lb., \$3.50.**

Large Red Wethersfield — (100 days to maturity.) One of the old standard varieties and favorite onion especially in the West, where immense crops are grown for shipment. Large size, skin deep purplish red, form round, somewhat flat, flesh purplish white, moderately fine grained, and very productive, best keeper, and very popular for general cultivation in most localities. It is more inclined to form large necks if planted on very rich soil, but it is the best of any variety on poor or dry soil. **Pkg., 5c, oz., 30c; ¼ lb., \$1.00; 1 lb., \$2.25; 4 lbs., \$8.50. Postpaid.**



Prizetaker



Onion Sets

White Welch Onions — (90 days to maturity.) For early green onions, the seed of this onion may be treated as any onion seed, making one-third the expense and trouble of planting top sets and producing more green onions. The flavor is the sweetest of all onions. The plant is perennial and may be left in the ground for years with but slight protection. Maximum results, however, are obtained by treating as an annual; sow in the spring or fall. **Pkg., 10c; oz., 35c; ¼ lb., \$1.00.**

PARIS WHITE PICKLING, OR SMALL SILVER-SKIN — (90 days to maturity.) This is used for pickling purposes almost entirely; it is of small size, silvery white and makes the best onion for its purpose. In planting onions for pickling or for sets, seed should be sown at the rate of about 40 lbs. per acre. **Pkg., 5c; oz., 35c; ¼ lb., \$1.00; 1 lb., \$3.25.**

White Portugal — Is very good sized, half globe, pure silvery white, an excellent keeper, and yields heavily. This is the best of all onions for the production of sets or small pickling onions. For sets or pickles sow at regular time very thick — at least ten times the amount you would sow for larger onions. **Pkt., 10c; oz., 30c; ¼ lb., \$1.15; 1 lb., \$3.50.**

Large Red Wethersfield — (100 days to maturity.) One of the old standard varieties and favorite onion especially in the West, where immense crops are grown for shipment. Large size, skin deep purplish red, form round, somewhat flat, flesh purplish white, moderately fine grained, and very productive, best keeper, and very popular for general cultivation in most localities. It is more inclined to form large necks if planted on very rich soil, but it is the best of any variety on poor or dry soil. **Pkg., 5c, oz., 30c; ¼ lb., \$1.00; 1 lb., \$2.25; 4 lbs., \$8.50. Postpaid.**

Ebenezer or Japanese — This onion is not unlike Yellow Danvers in size and shape, but it is much superior. Retains flavor and keeps longer without becoming soft or sprouting than any other onion. Always firm, solid, with a very thin skin and agreeably mild. Planting the Ebenezer seed early in the spring insures you a crop of the highest quality, large, fine onions. Planting a little later, sowing the seed much for larger onions. **Pkt., 10c; oz., 30c; ¼ lb., \$1.15; 1 lb., \$3.50.**

Prizetaker — (110 days to maturity.) This is the largest of all onions and most handsome, the mildest in flavor not excepting the Bermuda onions. Our seed stock of this onion is pure American grown and produces the largest and handsomest onion we have ever seen; large in size and better in appearance than the most wonderful of the Spanish and Italian varieties, many of the bulbs weighing as high as 3 and 3½ lbs. each. Skin rich golden color, and so mild and sweet that it can be eaten raw like an apple. This variety has been on sale in the grocery stores over the country and usually retails at from 5 to 8 cents per lb. This onion is a reasonably good keeper, but should be disposed of by January 1st. We strongly urge the planting of a reasonable acreage of this variety, as it will certainly prove profitable. **Pkg., 5c; oz., 30c; ¼ lb., 90c; 1 lb., \$2.35**

Australian Brown — (95 days to maturity.) An early onion of medium size and nearly globular shape; a sure cropper and long keeper. The skin is a bright brown, and the flesh is white, crisp, extremely solid, and of a sweet, mild flavor. This is the longest keeper and the best onion to plant for early market when prices are high — a very beautiful onion. **Pkt., 5c; oz., 25c; ¼ lb., 90c; 1 lb., \$2.00; 5 lbs., \$7.25. Postpaid.**

Extra Early Red Flat — (90 days to maturity.) For the early market we advise this onion, as it matures two to three weeks earlier than other onions. It is not quite so large, medium size, flat in form, flesh white tinged with pink, skin deep red, solid, good keeper. **Pkt., 5c; oz., 25c; ¼ lb., 90c; 1 lb., \$2.00; 4 lbs., \$7.25.**

Leek

London Flag — Sow early in the spring in drills one inch deep and one foot apart. When six or eight inches high transplant in rows 13 inches apart and 5 inches between the plants as deep as possible, that the neck may be blanched. One oz. to 150 feet drilled. **Pkt., 10c; oz., 20c; ¼ lb., 70c; 1 lb., \$2.50.**

Chives (Schnittlauch)

Every vegetable grower should become acquainted with this plant. It is extremely hardy, being a perennial; will grow for years, for this reason it is exceptionally useful as a border or hedge plant. Has a clover shaped violet colored blossom that is very attractive. The green leaves are highly prized for seasoning soups, salads and stews. The provident housewife always has a few clumps in the garden. The flavor resembles very much that of an onion. We recommend the setting out of clumps, rather than the planting of seed. **Pkt., 10c; oz., 30c; clumps, 20c each.**

Onion Sets

These may be planted early in the spring to be used for green onions, or can be allowed to grow, producing large onions very early. They are planted largely by market gardeners and allowed to grow full size on account of coming into the market when other onions are scarce; in this way, they realize the best price. 32 lbs. per bu.

White Bottom Sets — 1 lb., 35c; pk., \$2.00; bu., \$6.00; 100 lbs., \$15.00.


Red Bottom Sets — 1 lb., 30c; pk., \$1.50; bu., \$4.00; 100 lbs., \$10.25.

Yellow Bottom Sets — 1 lb., 30c; pk., \$1.50; 1 bu., \$4.00; 100 lbs., \$10.25.

Multipliers — Enormously productive. **Lb., 35c; pk., \$2.00; bu., \$6.00.**

Potato Onions — Should be planted in March or April. **Lb., 35c; pk., \$1.65; bu., \$5.25.**

Evergreen Top or Winter Onion — These are to be planted from the 1st of September until it freezes in the fall. Shipment will be made as soon as the sets are ripe, the latter part of August and September. **Price, ½ lb., 15c., 1 lb., 26c; 5 lbs., \$1.00.**



Okra

Mushrooms

Bulletin on growing with each order

These delicious fungi can be grown in a warm cellar or close shed in which an even temperature can be maintained of from 50 to 60 degrees, and where a plentiful supply of fresh horse-stable manure for making the beds can be obtained. Our spawn is imported from the best English makers, runs freely and produces the finest mushrooms. Bricks weigh about one pound, and a brick is sufficient to plant about nine square feet. **Best Spawn, 40c per lb.**


Okra or Gumbo

Sow about the middle of spring in drills, and thin the plants to a foot or more apart. Highly esteemed and cultivated for its green seed pods, which are used in soups or stewed and served like asparagus.

Special Dwarf—Long ribbed pod. Pkt., 5c; oz., 10c., ¼ lb., 30c; lb., \$1.00.

Mrs. Robert Miller, Hershey, Nebr., April 19, 1926.

We received our order from you for garden seed and peonies. Please accept our thanks for the free peony. They are so nice and large, I am sure they will bloom this year. This is our first order with you for garden seed, and we were surprised at the large amount of seed in each package. We have sent to other houses and have compared them with yours, and yours contain the largest amount. We are well pleased with the order.



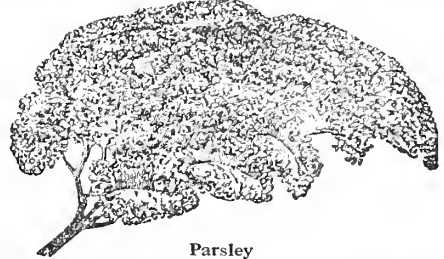
Mushroom

Parsley

Parsley thrives best in a rich soil. The seeds germinate very slowly, three or four weeks generally elapsing before it makes its appearance. Sow early in spring half an inch deep, previously soaking the seeds for a few hours in tepid water. One oz. to 150 feet of drill.

Champion Moss Curled—A beautiful crimped and curled variety. Pkt., 5c; oz., 15c; ¼ lb., 50c.

Turnip-Rooted Parsley—This vegetable has the same flavor as the regular parsley, but it produces small turnip-shaped roots underground that are used for flavoring soups, etc. Pkt., 10c; oz., 35c.



Parsley

Semesan Semesan Jr. Semesan Bel

The Premier Seed Disinfectants

Seemesan can be applied in either the dry or liquid form to prevent or control effectively a most diversified variety of diseases borne by seeds, seed pieces, plants and soils. Semesan Jr. unusually effective but inexpensive dust treatment for the prevention and control of field and sweet corn seed diseases. Seemesan Bel is an excellent dust or water mixture disinfectant for controlling diseases and increasing yields of seed potatoes and other tubers.

Prices for Du Pont Semesan

2 ozs.....	\$.50	5 lbs.	\$ 13.00
8 ozs.....	1.60	25 lbs.	62.50
1 lb.....	2.75	50 lbs.	122.50

Semesan Jr. and Semesan Bel

1 lb.....	\$ 1.75
5 lbs.....	8.00
25 lbs.....	37.50

Ask for Free Booklets Telling All the Facts

PEANUTS—South Dakota Grown

A few years ago we offered a quantity of South Dakota grown peanuts. It sounded almost wonderful to think that South Dakota was growing them and we find that peanuts are just as easy to grow as potatoes, sometimes a little more so. Peanuts go right on peanutting and making a good crop. Down south they let the hogs harvest the peanuts because it is easier to do that than it is to harvest them in any other way. The southern hog has a shovel nose and enjoys this work. Up here peanuts are grown profitably, and a

panful of them set in the oven, baked and eaten during these long winter evenings is certainly worth while. Do you get the idea? The variety which we are offering is early enough to grow in any of the northern states, produces an immense yield of excellent nuts. We have enough of the South Dakota grown nuts to supply our customers this season, and believe it to be a profitable crop to grow. I am showing a photograph that will give you some idea of the yield. A peanut at its best should be planted in a light sandy soil, kept clean, and it will produce paying crops. You can grow peanuts in other soil profitably, but the light sandy soil produces the greatest crop. With each order for peanuts we will inclose the peanut bulletin that will give you full instructions for planting and care. **Per lb., 30c; 5 lbs., \$1.20. Postpaid.**

Pomegranate or Queen Anne Melon

Delightfully Fragrant—A very pretty little fruit that was grown centuries ago and is coming into popularity again. The Melons are round and yellow, irregularly striped with orange and spotted with red. The size varies from that of the peach to a good sized orange. Very aromatic. It is very easy to grow and prolific. **Pkt., 10c; oz., 35c.**

F. E. Mullen, Presho, S. Dak., May 3, 1926.

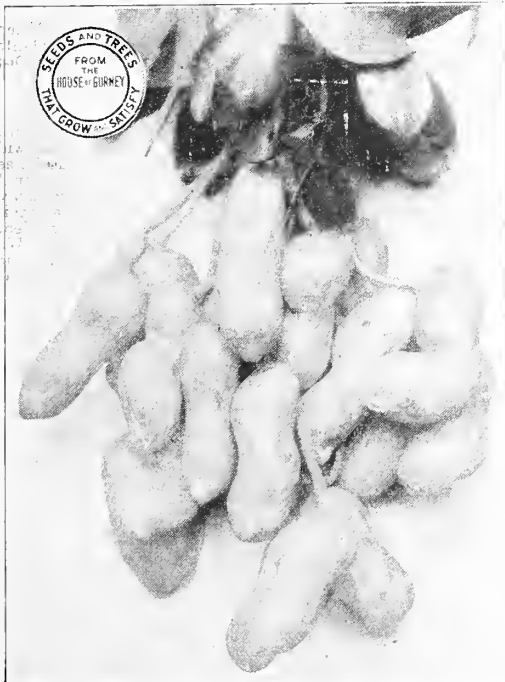
I have planted lots of garden seed from Gurneys and, notwithstanding the dry weather and lots of wind, they came up and are doing well.

Mrs. Anna C. Charles, Maita, Idaho, May 26, 1925.

All of the goods I sent for came in fine shape. My grapes are growing and the Peony plant had two fine buds, which were broken off by a hail storm, but the plant is still living.

Mrs. F. H. Hossmann, George, Iowa, Nov. 14, 1925.

I had wonderfully nice beans from the seed purchased from you last spring. The season was very dry, but everything seemed to do well without moisture. The watermelons which I am showing weighed 13½, 13½ and 14½ pounds each.



Peas, First Earlys
2 Lbs. Will Plant 100 Feet of Row
120 Will Plant One Acre

The planting of an early crop of garden peas should be made in the spring, as soon as the ground can be worked, in a warm, dry situation, and covered about three inches. They are usually planted in double rows 3 to 4 feet apart, and (those requiring it) bushed when about 6 inches high. The large and later sorts do better at a greater distance apart, leaving a broad space for planting low growing vegetables between.

First and Best—(47 days to maturity)—On account of its earliness and maturing practically all of the peas at one time it is very desirable for the market gardener. This is the earliest of the first early white peas, maturing so evenly that a single picking often harvests the entire crop. The vines are vigorous, hardy, of medium height, standing about thirty to thirty-six inches high. Pods straight, of good size, containing five to seven medium sized smooth peas of good quality for so early a variety. $\frac{1}{3}$ pt., 15c; 1 lb., 35c; 15 lbs., \$3.25; 100 lbs., \$16.00.

Alaska, or Earliest of All — (45 days to maturity)—A greater acreage of Alaska is planted by canners and market gardeners than any other. It is of unequalled evenness of growth of vine and maturity of pods, which are filled with medium sized bright green peas of excellent quality. Vines medium height, about two to three feet. Pods good size, 2 $\frac{1}{2}$ to 3 $\frac{1}{2}$ in. long. Invariably matures its crop at one time which makes it exceptionally valuable for market gardeners and canners. $\frac{1}{3}$ pt., 15c; 1 lb., 40c; 15 lbs., \$3.00; 100 lbs., \$16.00.

Dwarf Telephone, or Daisy — (60 days to maturity)—Identical, and has all of the fine qualities of the old well-known Telephone, except that it is dwarf in habit, attaining a height of about fifteen inches, and is ready for

Nott's Excelsior — (55 days to maturity)—One of the best of the first early dwarf wrinkled peas. It combines good quality of American Wonder and Premium Gem. Vines being larger and more productive than the American Wonder and ripens earlier than the Premium Gem. Vines average about twelve inches in height. Pods medium size, two to three inches long. Quality best of the early ones. Seed medium size wrinkled green and somewhat flattened. Most desirable for home garden. $\frac{1}{3}$ pt., 15c; 1 lb., 40c; 15 lbs., \$3.50; 100 lbs., \$20.00.




Thomas Laxton

use about a week earlier than the Tall Telephone. Peas are ready for use seventy-five days from day of planting. Vines healthy and vigorous, producing extra large pods in great profusion. Pods five inches and better in length, containing eight to ten green wrinkled peas of the well known Telephone quality. $\frac{1}{3}$ pt., 15c; 1 lb., 40c; 15 lbs., \$3.25; 100 lbs., \$21.00.

McLean's Little Gem, or Premium Gem — (50 days to maturity)—A dwarf, prolific, green, wrinkled marrow; habit similar to the Tom Thumb. It has all the sugary flavor of the late wrinkled pea. Height 1 foot. $\frac{1}{3}$ pt., 15c; 1 lb., 40c; 15 lbs., \$3.50; 100 lbs., \$20.00.

The Top Notch Early Pea — Laxtonian—57 Days to Maturity



It is in the dwarf class in habit of growth. The vines run about one and one-half feet in height. $\frac{1}{3}$ pt., 15c; 1 lb., 50c; 15 lbs., \$4.25; 100 lbs., \$28.00.

Gurney's Yankton Main Crop — 58 Days to Maturity (See Colored plate, Page 51)

Thomas Laxton — (57 days to maturity)—The earliest Wrinkled Pea. Equal in quality to the best of the late wrinkled sorts. Peas are large as Telephone, unsurpassed in quality; coming into use early in June, as soon as the small round early sorts. This is certainly the finest Wrinkled Pea yet introduced, coming in with the first earlys, with pods double the size, and contains on the average 7 to 8 very large peas of the richest flavor. It is a reliable market gardener's as well as private gardener's pea, and will undoubtedly, take the same place among earlys as Telephone among late sorts. $\frac{1}{3}$ pt., 15c; 1 lb., 40c; 15 lbs., \$3.25; 100 lbs., \$18.00.

Mrs. Theodore Daede, Stutsman Co., No. Dak., March 2, 1926.

I have had good success with seeds from your House. The Yankton Main Crop Pea can't be beat. Planted a quart last spring, had peas all summer, canned eighteen quarts and have five children who had all they wanted during the entire season. Kept our winter Watermelons this year until after Thanksgiving.

American Wonder — (55 days to maturity)—One of the earliest Wrinkled Peas in cultivation, of the finest quality and flavor, and very productive. Its great distinctive feature, however, is the compact and dwarf growth, seldom exceeding 10 inches in height. $\frac{1}{3}$ pt., 15c; 1 lb., 40c; 15 lbs., \$3.50; 100 lbs., \$20.00.



American Wonder

This is a pea that just suits me, and I eat some peas during the season. I like them any way they can be served, and the Laxtonian seems to be willing to be served any way, always yielding a bountiful supply. This splendid new pea is of Stratagem type, dark green pod, borne in pairs, larger, longer and more even in size than Thomas Laxton and contains fine deep green peas of excellent flavor. It is undoubtedly the best early, large-podded pea on the market. It can be picked ten days earlier than Thomas Laxton.



Mrs. C. M. Olson, Blue Earth, Minn.

I am enclosing photographs of my garden, all produced from Gurney's. I had a fine garden, produced an immense amount of tomatoes, stringless beans, etc. Canned a large supply for winter. The roses and clematis are growing fine.

Gradus, or Prosperity — (60 days to maturity)—Early as Challenge or Alaska; equal in quality and size to Telephone. The great drawback with the small, early round peas is lack of size and flavor. In Gradus, however, we have a pea coming in along with Alaska, producing dark green, handsome pods as large as Telephone, containing 8 to 10 large peas, with that rich, sugary flavor found only in the wrinkled sorts. The vines grow to a height of 2 $\frac{1}{2}$ feet and produce the pods singly, all maturing at one time. $\frac{1}{3}$ pt., 15c; 1 lb., 40c; 15 lbs., \$3.50; 100 lbs. \$20.00.

Pride of The Market

Second Earlies and Late Varieties

Pride of the Market—(70 days to maturity)—A dwarf wrinkled pea, growing about 2 feet in height. Pods are medium green in color, very large, often containing 9 large peas of excellent quality. Not needing brush, a very good sort for the home garden. $\frac{1}{3}$ pt., 15c; 1 lb., 40c; 15 lbs., \$3.25; 100 lbs., \$19.00.

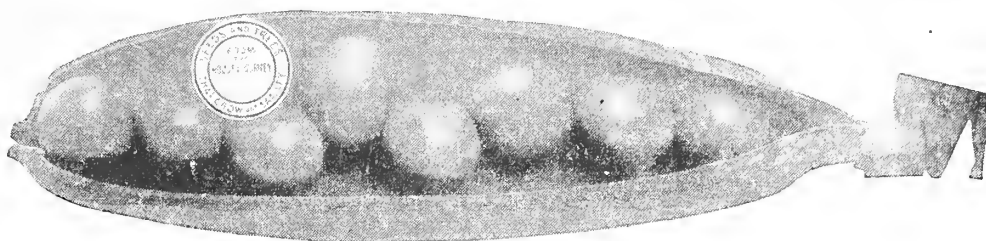
Improved Telephone—(70 days to maturity)—This is, without exception the largest podded pea in existence. It is a heavy cropper and of fine quality; the pods are well filled with peas of the largest size, tender, and retain their sweetness well. Undoubtedly one of the best of tall-growing late peas. $\frac{1}{3}$ pt., 15c; 1 lb., 40c; 15 lbs., \$3.25; 100 lbs., \$18.00.

Improved Stratagem—This is one of the finest dwarf peas. In quality it is unsurpassed, when cooked being of the most delicious sweetness. Vines grow only 18 inches high, do not have to be brushed; they are extremely robust and bear many very large pods packed with immense dark green peas. A remarkably fine sort for both home and market use. The heavy demand always makes this pea short. $\frac{1}{3}$ pt., 15c; 1 lb., 40c; 15 lbs., \$3.25; 100 lbs., \$18.00.

Bliss Everbearing—(65 days to maturity)—One of the oldest varieties. Introduced by Mr. Bliss nearly 45 years ago. Height of the vine 24 to 30 inches, vigorous and branching in habit. Many stalks grown from a single root, pods will average 3 inches in length, broad, blunt, light green in color. Dried peas are large, clean and wrinkled. $\frac{1}{3}$ pt., 20c; 1 lb., 40c; 15 lbs., \$3.50; 100 lbs., \$20.00.

White Marrowfat—Almost exactly similar to Black-Eye Marrowfat as to growth, season and productiveness. A favorite on account of its being such a heavy yielder. $\frac{1}{3}$ pt., 15c; 1 lb., 30c; 15 lbs., \$2.00; 100 lbs., \$12.00.

Horsford's Market Garden—(70 days to maturity)—A very fine wrinkled pea. Grows 2 feet high, very uniform and is an immense yielder.



Improved Stratagem

Because it yields so well it is one of the favorite canning sorts, hundreds of acres being planted by the large packers. The pods are of only medium size, but are always full of good-flavored peas. $\frac{1}{3}$ pt., 15c; 1 lb., 40c; 15 lbs., \$3.25; 100 lbs., \$18.00.

Edible Podded Peas


Dwarf Gray Sugar—(65 days to maturity)—Vines grow to be almost 15 inches in height, with purplish blossoms. These peas are not to be shelled, but cook pods and all like string beans. This vegetable should be grown by all and will never be left out of the garden after one trial. $\frac{1}{3}$ pt., 15c; 1 lb., 40c; 15 lbs., \$3.25.

Peppers

1 Oz. for 1000 Plants

Chinese Giant, or Percopps Giant—Double the size of Ruby King, the largest and finest mild red pepper. Not only is it immensely productive for so large a pepper, but its enormous size and magnificent appearance make it sell most readily. Plants well branched and thickly set with enormous fruits; frequently half a dozen peppers will touch each other. It makes an excellent salad sliced and served like tomatoes. Pkt., 10c; $\frac{1}{2}$ oz., 25c; oz., 45c; $\frac{1}{4}$ lb., \$1.50.

Harris Early Giant—The largest sweet pepper that can be grown in the North. We have never been able to supply a large sweet pepper that would yield mature and produce sufficient large peppers to be satisfactory for the grower in the North. Older varieties of peppers are satisfactory only in the South. Harris Early Giant is not only very large, but the plants produce enormous yields, and mature earlier than any other variety. Plants of strong, vigorous growth, often 18 inches tall and covered from top to bottom with enormous peppers, seldom taking more than 45 to 50 to fill a bushel crate. It is not unusual to pick several peppers, measuring from $5\frac{1}{2}$ "x $3\frac{1}{2}$ ", from one plant. Color dark green, turning to a bright red. Sweet and very pleasant flavor. Pkt., 15c; oz. \$1.75.



Pimento


Bull Nose, or Improved Large Bell—The standard sweet-flavored scarlet sort. Plants 2 feet in height, prolific and quite early ripening. Sweet scarlet fruits 3 inches in length and 2 inches in diameter. Our stock is particularly fine. Earlier than Ruby King. Pkt., 10c; oz., 40c; $\frac{1}{4}$ lb., \$1.50.

Long Red Cayenne—The true Cayenne, hot and pungent. Pkt., 10c; oz., 35c; $\frac{1}{4}$ lb., \$1.25.

Golden Queen—Largest sweet yellow pepper. Pkt., 15c; oz., 75c; $\frac{1}{4}$ lb., \$2.25.

Tobasco—Hottest, small bright red. Pkt., 10c; oz., 45c; $\frac{1}{4}$ lb., \$1.40.

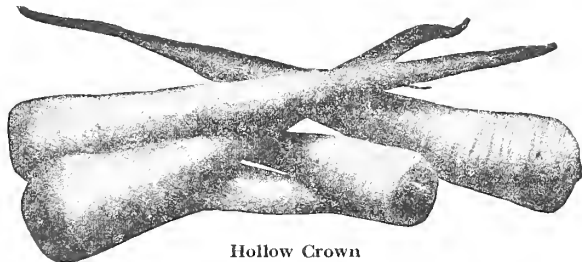
Ruby Giant or World Beater—A cross of Ruby King and a Giant pepper, produces immense crops of very large peppers, mild flavor, excellent for pickling or stuffing. Pkt., 10c; oz., 45c; 4 oz., \$1.60.



Ruby Giant

Pimento—The sweetest Pepper grown, as it does not contain the slightest trace of fieriness. The plants are productive and Peppers medium size and of a shape which is desirable for filling, and when prepared in this manner they are delicious. It may also be used in preparing salads and for flavoring. When fully ripe the Peppers are a brilliant red color and very attractive, being heart-shaped. Matures late. Pkt., 10c; $\frac{1}{2}$ oz., 25c; oz. 40c; $\frac{1}{4}$ lb., \$1.00; 1 lb., \$3.50.

Neapolitan, Earliest and Best for the North—This is the earliest of the large, mild red Peppers and very productive. The plant grows about two feet high and is completely laden with fine Peppers about four inches long. Flesh is very thick and exceedingly mild. Color of fruit brilliant red. Ripens first in 125 days. Pkt., 10c; $\frac{1}{2}$ oz., 25c; oz., 40c; $\frac{1}{4}$ lb., \$1.25; 1 lb., \$4.00. Prepaid.



Hollow Crown

Parsnips

1 Oz. for 150 Feet of Row; 4 Lbs. per Acre

We were told that parsnips were poison until after they had been frozen. This is absolutely an untruth. They never have been and never will be poison. It is one of the best vegetables we have, and they get much sweeter after they are frozen; consequently it is much better to freeze them if you can before using. We dig them in the fall, pack them in boxes in sand and let them freeze. Have the boxes small enough so that you can remove one to the cellar at a time and use them up through the winter for fries and parsnip stews. Nothing better. Try it our way and you will enjoy them.

Guernsey (Improved Half Long)—The roots do not grow so long as the Hollow Crown, but are of greater diameter and more easily gathered. The roots are very smooth; the flesh is fine grained and of most excellent quality. Pkt., 5c; oz., 15c; ¼ lb., 30c; lb., \$1.00.

Long Smooth, or Hollow Crown—A great cropper, tender, sugary and considered the best for general cultivation. Parsnips improve by remaining exposed to frost. Pkt., 5c; oz., 15c; ¼ lb., 30c; lb., \$1.00.


PUMPKINS

Sow 1 Oz. for 25 Hills; 4 Lbs. per Acre

These are easily grown and profitable for stock feeding. At time of corn planting scatter seeds in every fourth or fifth hill, or for a large crop sow in May in good warm soil, in hills eight to ten feet each way; four plants to a hill.

\$10.00 for the Largest Pumpkin

Each year we send with every order for vegetable and flower seed a package of the Mammoth French Pumpkin free of charge, and pay a cash premium of \$10.00 for the largest Pumpkin, certified to us, as per rules on the premium page. These photographs are replies from the competitors for the \$10.00.



A. W. Englehardt, Hartford, S. Dak.

Last spring with my order of seeds and nursery stock you sent a package of the Mammoth Pumpkin. We planted the seed, but did not give it any special attention. In fact, the opposite was more nearly true. Photograph enclosed shows the largest of them, bottom one weighing 82 pounds, second 72 pounds, third 62 pounds and fourth 46 pounds. The others range from 35 to 45 pounds each.

65 grape vines grew. 3 out of the 100 mulberries failed to grow, but the rest of my nursery stock is doing exceptionally well. I am well pleased with it.

Large Cheese, or Kentucky Field—Cheese-shaped; in flavor like Crook-neck Squash; yellow-fleshed, fine-grained, and very productive; superior to many field varieties. Pkt., 5c; oz., 10c; ¼ lb., 35c; lb., 80c.

Connecticut Field—A large yellow variety; hard shell; and excellent variety for field culture. Pkt., 5c; oz., 10c; ¼ lb., 25c; 1 lb., 80c; 5 lbs., \$3.75.

Japanese Pie—A very valuable new pumpkin of Japanese origin. The flesh is very thick, of a rich salmon color, fine grained, dry and sweet. Of medium size, early; very productive and highly desirable for pies or cooking. A Crook-neck variety with curiously marked seeds. Matures in 95 days. Pkt., 5c; oz., 15c; ¼ lb., 45c; lb., \$1.30, prepaid.

P. F. Burgart, Hartford, Wash., Nov. 10, 1925.

I must tell you about the success I had with the seeds I bought from you. I am sending you a photograph of the Mammoth French Pumpkin which took the blue ribbon at the Snohomish County Fair. Three plants produced 15 pumpkins, varying in weight from 22 to 63¾ pounds.

Raised 18 well matured Table Queen Squash from one vine, and the quality is such that your Table Queen will have an important place in all of my gardens hereafter. The Potatoes were a royal success.



J. H. Stockman, Ravalli Co., Hamilton, Mont., Dec. 7, 1925.

As I wrote you before I raised a mammoth Pumpkin, weighing 138¾ pounds. I had your letter asking for a photograph of it, but it had been fed before I received the letter. I am now enclosing a snapshot of the second largest, weighing 116 pounds, with myself and two granddaughters, standing behind it. I consider the latter much the better crop.

I was rather reluctant in having my picture taken, as there are only two on record, but my little granddaughters said, "You must, Grandpa," so I had to consent.

Tennessee Sweet Potato—Grows medium size, pear shaped, slightly ribbed, color white striped with green. Good keeper. Flesh firm and dry, making it an excellent pumpkin for pie purposes. Pkt., 5c; oz., 15c; ¼ lb., 35c; 1 lb., \$1.20.

Sugar—This variety is smaller than the Large Field, but of finer grain, sweeter and very prolific. Pkt., 5c; oz., 15c; ¼ lb., 35c; lb., \$1.20; 5 lbs., \$4.75.

Mammoth King—The largest variety ever introduced. An enormous yielder, having produced over 100 tons per acre. The flesh is very thick, bright orange color and of fine quality, and in flavor equals squash. Pkt., 10c; oz., 15c; ¼ lb., 35c; lb., \$1.20.



Mrs. William Vorpahl, Racine Co., Burlington, Wis., May 31, 1926.

I am enclosing photograph of two Pumpkins grown from the prize seed which you sent us. These were grown last year and I took the picture on May 27. It is the best keeping Pumpkin I know of. These Pumpkins were raised in a city garden, not on the farm, and by myself. I am 79 years old. I am the only one in this vicinity who has a garden. I buy all of my seeds from the Gurney Seed & Nursery Company and I have wonderful success. I have bought shrubs and trees and bulbs, and they are all growing fine.



Radishes

1 Oz. for 150 Feet of Row; 4 Lbs. Seed Per Acre

For a successive supply sow from the middle of March until September, at intervals of two or three weeks. For an early supply they may be sown in a hot-bed in February, care being taken to give plenty of ventilation, otherwise they will run to leaves.

Professor N. E. Hansen's Turkestan Radish — Did you ever notice boys or girls going on a journey, whether short or long, and when they returned note the difference in the report of the trip? One of them all enthusiasm, telling of the wonderfully beautiful sights and useful things noticed along the roadway, the other will listen to this narrative in open-eyed wonder, will ask, "Where did you see all of that?" Just the difference between people; one with his eyes open, senses alert, grasping that which is good. The other possibly a dreamer that needs awakening. Professor Hansen is of the type that sees and knows all of the good things in making a trip. This new radish, brought by him from Siberia, in his 1913 tour, is one of the things picked up from the wayside. He was sent for alfalfa seed, brought alfalfa all right, but found a great many other valuable things and brought them also. We have grown the Hansen Turkestan Radish two years in succession, and while it is not exactly of a fixed type, it is a wonderful all-season radish. You can use it from the time it is the size of a five-cent piece until it is five, or six inches through. You can pull and eat it in the field just as you would a turnip. **Pkt., 15c; 2 pkts., 25c; oz., 40c; 4 ozs., \$1.00.**


Radish, Half Long, Scarlet or Paris Beauty — One of the most delicious of the half long Radishes; in fact, it comes in season between the Turnip and Globe Root and the Long Rooted one. Upper parts are scarlet, changing to a much lighter pink at the tip of the root. Always crisp and mild. **Pkt., 5c, oz., 10c; ¼ lb., 35c; lb., 95c.**

The Icicle — This new Radish is undoubtedly the finest white Radish grown. It is very slender, pure white in color and the tenderest of the long Radishes. It is very early, as early as the Long Red. Compared with the Lady Finger, it is earlier and more tender, but not so large. **Pkt., 5c; oz., 10c; ¼ lb., 35c; lb., 90c.**


Radish, Sparkler White Tip — We consider this one of the most desirable radishes to grow. Color: deep scarlet with a distinct white tip covering at least one-third of the lower diameter of the root. It matures under favorable conditions in about twenty-five days and will hold longer than the other turnip or globe shaped radishes before becoming pithy. The maximum size before becoming over-ripe is about one and one-fourth inches in diameter. Its shape is nearly round, being only slightly flattened on the under side. **Pkt., 5c; oz., 10c; ¼ lb., 35c; 1 lb., \$1.10.**

Gurney's Extra Early Scarlet Globe Radish — In offering this Scarlet Globe Radish to the public we know we are offering the very best radish on the market. It is earlier than any other market variety, and the quality is so crisp and sweet that it always creates a demand for more. It is especially valuable for early planting in hot-bed outdoor planting. **Pkt., 10c; oz., 20c; ¼ lb., 60c; lb., \$2.00.**

Crimson Giant — A remarkable feature of this Radish is that it will grow double the size of other red forcing Radishes and will remain solid, not showing the least sign of becoming hollow. It will grow six and seven inches in circumference, weighing about ten ounces, and will remain solid and juicy. Shape is round to oval and very attractive. **Pkt., 5c; oz., 10c; ¼ lb., 35c; lb., 95c.**



Icicle



French Breakfast

Winter Radish

This is a much neglected vegetable and for the same reason that you neglect the Turnip and Rutabagas. When you are making your order for vegetables you pass the Winter Radish as you will not be ready for it before June or July. It costs only a few cents and yields abundant returns. Take them up in the fall and store in your house, or cellar, same as older vegetables, and you will have fresh, crisp Radishes nearly all winter.

Chinese Rose, or Scarlet China — **Pkt., 5c; oz., 10c; ¼ lb., 35c; lb., \$1.00.**

California Mammoth White Winter — **Pkt., 5c; oz., 10c; ¼ lb., 35c; lb., 1.00.**

Round Black Spanish — **Pkt., 5c; oz., 10c; ¼ lb., 35c; lb., 95c.**

Long Black Spanish Winter — **Pkt., 5c; oz., 10c; ¼ lb., 35c; lb., \$1.00.**

Sakurajima, Tokinashi and Other Mammoth

Chinese and Japanese Winter Radishes

These monstrous Japanese winter radishes were considered a novelty some time ago, but they are becoming just as staple a winter vegetable as potatoes, carrots or beets. These radishes produce wonderful specimens, some of them will measure as much as four or five feet long, and retain the size well from top to bottom. Some of the other varieties are globe shaped and grow as large as the largest turnip. We have grown these in the trial ground for regular winter use for a number of years, and we have never found any of them but what were crisp and juicy. They will keep perfectly until spring. We find one of the best ways to use them is to take one radish at a time, cut off from this radish as much as you expect to use in one day, return the balance to the packing box, peel and slice, leave in vinegar for about two hours, and in serving use a little pepper and salt, and you will find them delicious and refreshing. These three varieties are absolutely the best of the winter radishes. **Single packet, 15c; 3 pkgs., one each variety, 35c.**

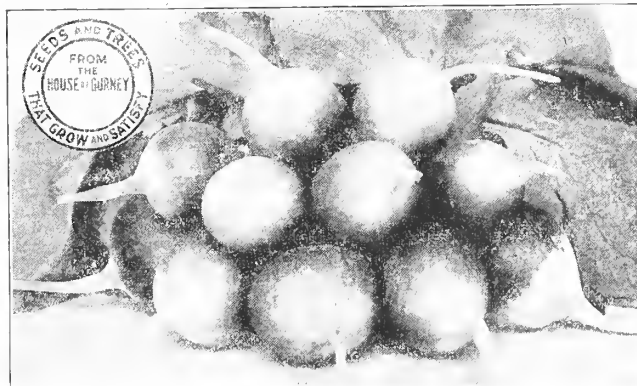
Hailstone — The quickest growing white Radish; ready for the table in from fifteen to eighteen days. The Radishes are regularly "turnip-shaped." The flesh is solid, crisp and mild in flavor. The foliage is extremely small. **Pkt., 5c; oz., 10c; ¼ lb., 35c; 1 lb., 90c.**

Early Scarlet, White Tipped — Very early; color bright scarlet, tipped with white; an excellent market variety; fine for forcing. Their shape is perfectly globular with rich deep scarlet top, blending into pure white at the bottom. Tender, crisp and delicious. **Pkt., 5c; oz., 10c; ¼ lb., 35c; lb., 95c.**

Long, Brightest Scarlet, White Tipped — This is a new variety, resembling the Early Long Scarlet in shape and size, is very early, being ready for use twenty-five days after sowing. Very handsome, being of the brightest scarlet, tipped with white. **Pkt., 5c; oz., 10c; ¼ lb., 35c.**

Gurney's All Summer Radish — This new Radish is a great acquisition to the list of Radishes. It can be planted very early and can be used as soon as it is large enough, but will continue to grow if left in the ground until it is as large as an ordinary turnip and does not become pithy or strong. It is one of the best money makers for the market gardeners on account of its long season and its immense size. Can be sliced and eaten with vinegar. Color is bright scarlet, globe in shape, and exceptionally fine Radish in bunches. **Pkt., 10c; oz., 20c; ¼ lb., 50c; lb., \$1.75.**

French Breakfast — A great favorite; beautiful bright scarlet with pure white tip, oval in shape, fine for open ground or force. **Pkt., 5c; oz., 10c; ¼ lb., 35c; lb., 95c.**



Early Scarlet White Tips

Nellie Freeman, Emmons Co., No. Dak., August 25, 1926
Just the other day I ordered Radish seed from you. It came and was planted on Friday and on Monday morning it was up and today the rows are looking fine. I thank you.

Rhubarb or Pieplant

How many farmers and city people are supplied with this delicious fruit? It is easily grown and produces abundantly. It comes the first of anything in the spring, just when you want it. The canned fruit from the cellar is exhausted and the price of fresh fruit at that time is almost prohibitive. It will grow any old place and will thrive there for years, but the better place, care and cultivation given it the better returns. It is as easily grown from seed as from the roots, and you get a nice cutting the second season. Try at least a package of these seeds.

Early, large and tender. Pkt., 5c; oz., 15c; ¼ lb., 50c; 1 lb., \$1.25.

Roselle

THE CURRANT JELLY PLANT WHICH USES ONLY ONE-HALF THE AMOUNT OF SUGAR

Roselle makes a bright red jelly, that both looks and tastes like currant and would take an expert to tell the difference.

Roselle Seed should be sown in April in the field where the plants are to remain in rows six feet apart and thinned to two feet in the row. The plants grow rapidly and thrive in the interior valleys. In making jelly it is best to remove the seed pod. Pkt., 10c; oz., 60c.

Squash

PLANT 1 OZ. FOR 20 HILLS 3¼ LBS. PER ACRE

This vegetable is greatly neglected by the majority of farmers, as it adds greatly to the winter vegetables, it is easily grown, yields abundantly and a most satisfactory vegetable.

Many stock growers plant an acre or more of the summer Squash. It yields immensely and makes an excellent summer and fall feed for milk cows.

Giant Bush Summer Crookneck — Matures very early. Pkt., 5c; oz., 15c; ¼ lb., 40c; 1 lb., \$1.20.

Mammoth White Bush Scalloped — Large size, flesh clear, waxy white, tender and delicious. Pkt., 5c; oz., 15c; ¼ lb., 40c; 1 lb., \$1.20.


Golden Custard Bush — A very productive early scalloped sort; color rich golden yellow; quality excellent. Pkt., 5c; oz., 15c; ¼ lb., 40c; 1 lb., \$1.20.

Fordhook, Bush — Same as above except that it forms a compact bush like the summer Bush Scalloped Squash. Pkt., 10c; oz., 20c; ¼ lb., 40c; 1 lb., \$1.35.

Golden Hubbard — Shape similar to the Green Hubbard, ripens earlier and is more productive. Fruit medium size, weighing from six to ten pounds. Orange red color, heavily warted, flesh fine grained, thick and of rich flavor, separating from the shell readily when cooked. Shell is equally as hard as the Green Hubbard. Matures in 105 days. Pkt., 5c; oz., 15c; ¼ lb., 35c; 1 lb., \$1.20.

Chicago Warted Hubbard — By a careful selection of the darkest green warted specimens of the

well known Hubbards we have produced a squash that retains all of the good qualities of its parent and in addition is a very even colored, hard shelled, even sized, good keeping and shipping squash, outyielding the regular Hubbard.



This is the best of the large hard shelled green squash and exceptionally desirable for the market gardener catering to the exclusive trade where he can secure fancy prices. Pkt., 5c; oz., 15c; ¼ lb., 45c; 1 lb., \$1.45

True Hubbard — This is the well known winter squash of which a larger acreage is produced than any other variety, and the best known of all the squashes. Fruit large, olive shaped, with skin varying from light to very dark green. Skin more or less warted, hard. Flesh, rich yellow. A good slipper and keeper. Pkt., 5c; oz., 15c; ¼ lb., 40c; 1 lb. \$1.30.

Mammoth Chili — The largest of all the squashes. The fruits are long and slightly pointed at the blossom end. The skin is mottled bright orange and yellow; produces immense crop and used principally for feeding stock. It is very profitable to grow them for this purpose. They are, also, used for exhibition purposes and are fairly good baked. They often attain a weight of 150 lbs., winter type; it is widely used. Pkt., 10c; oz., 15c; ¼ lb., 50c; 1 lb., \$1.70.

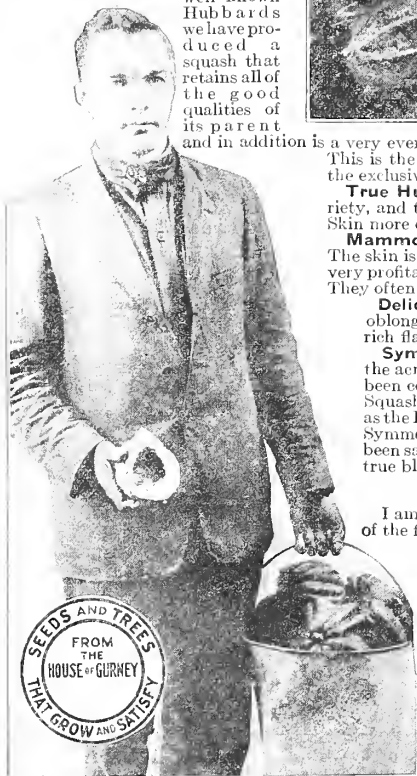
Delicata or Coojelle — A small-fruited variety, suitable for both summer and winter use. The fruits are oblong, slightly ribbed with orange yellow, skin striped with dark green; flesh thick and solid; cooks dry and is of rich flavor. Pkt., 5c; oz., 15c; ¼ lb., 45c; 1 lb., \$1.60.

Symmes Blue Hubbard Squash — For more than fifty years the old Hubbard Squash has been considered the acme of perfection in squashdom. In comparing yield, size, quality and keeping qualities of squash it has always been compared with the Hubbard. The Symmes Blue Hubbard is simply a selection from the old true Hubbard Squash. Selected for better quality, for greater yield, and for its blue instead of its green color. It keeps equally as well as the Hubbard, produces a greater number of squash per vine, cooks up a little drier and sweeter. The demand for the Symmes Blue Hubbard has more than doubled each year since we introduced it. Our stock seed of this variety has been saved each season from the bluest specimens and this past year over 98 per cent of all the squash in our field was true blue; only an occasional one going back to the original parentage. Pkt., 10c; oz., 25c; ¼ lb., 60c; 1 lb., \$1.75.

Gurney's Table Queen Squash

I am showing here a picture of brother Don with a pailful of these and a split squash. It was hard to keep him out of the field while they were growing, and after they were mature he nearly boarded there. He surely believes in this new squash, and I think if I were to search his cellar I would still find quantities of them. Don has four kids up at his house, and he says there are two things they really like. One is corn meal mush, the other Table Queen Squash. The Table Queen can be planted in the most ordinary garden. The growth is medium, but they grow a squash at almost every joint. One man wrote me that it was the most desirable squash for market gardeners. He says, "I pile my Ford car full of these and I hardly reach town before they are sold at 75c to \$1.00 per dozen." Per pkt., 10c; 1 oz., 20c; ¼ lb., 60c. 1 lb., \$2.00; 5 lbs., \$9.00.

Delicious Squash — I cannot think of any better comparison than to figure the Old Hubbard Squash as the standard and the New Delicious as the one bidding for public favor. It has been out now years enough so that we can honestly say that it is better than any other winter squash as far as quality is concerned. It is not so large as the Hubbard, will not yield as many pounds per acre, will keep equally as good, but that one point, exquisite quality, entitles it to a place in the garden or on the farm of every person. I cannot express the quality better than one of our customers a few years ago expressed it to me. He said, "I put in a bunch of Delicious Squash in the cellar for winter. The good wife cooked one. I immediately went out and put in another bunch just on account of quality. They are better than the best sweet potato." This squash weighs about eight to ten pounds; the color is almost uniformly of a green shade. When baked it will separate from the shell of its own weight. Pkt., 10c; oz., 20c; ¼ lb., 50c; 1 lb., \$1.70.



Brother Donald and Table Queen Squash

Salsify or Oyster Plant

Sow early in the spring in drills 14 inches apart. Cultivate same as Carrots or Parsnips. Gather what may be wanted for the winter and let the balance stand in the ground for the next spring's use.

Mammoth Sandwich Island—A new and large variety. Large Pkt., 5c; oz., 20c; ¼ lb., 75c; 1 lb., \$2.50.

Sunflower

Mammoth Russian—The plant produces very large heads which measure 12 to 20 inches in diameter, and contain an immense quantity of large striped seeds, which are highly valued as an excellent and cheap food for fowls. They eat it greedily, thrive well, and lay the greatest number of eggs. Small rations of the seed fed to horses and other stock during the winter months are of great service to keep them in fine, healthy condition, imparting a sleek glossiness to the coat of hair. It will produce a good crop of seed on thin, poor land.

Increased importance of the growing of sunflower seed is foreshadowed in the increased growth of the plant for forage purposes. Sunflowers as a silage crop are said to have been found to be of higher food value than corn. The California Department of Agriculture has issued a statement predicting that sunflowers would eventually become one of the main forage crops of the West. Experiments with sunflowers have been carried on by farmers all over the West and have established the commercial value of the plant.

Sunflowers can be grown in many localities where it is impossible to grow corn successfully. It is frost resistant and where it has sufficient water it will stand the intense heat of the desert regions which affects corn seriously. The plant will be of especial value in these districts and in the higher mountain valleys of California. It is also being grown extensively in other districts for seed and poultry feed. The demand for sunflower seed at present is larger than the growers can supply. Pkt., 5c; oz., 10c; lb., 25c; 10 lbs., \$2.00; 50 lbs., \$7.00; 100 lbs., \$12.00.

Spinach

This is one of the most important of our market garden crops, and one that requires very little care. For summer use sow at intervals of two or three weeks from April to August, and for early spring crop sow in September, covering it in exposed places with straw to protect it from severe frost.

Long Standing—The leaves are thick, fleshy and crumple, equal to the Bloomsdale Curled Savoy-Leaved, and standing at least two weeks longer than any other variety without turning to seed. Pkt., 5c; oz., 10c; ¼ lb., 20c; lb., 50c.

Bloomsdale Curled Savoy-Leaved—The leaves are crinkled like Savoy Cabbage from whence the name; it is a very valuable variety, particularly for market gardeners. Pkt., 5c; oz., 15c; ¼ lb., 20c; lb., 50c.

King of Denmark—This new spinach will surely replace all other varieties for spring planting. Produces but little seed, slow to commence seedling, continues to grow and hold its fine quality long after other varieties have seeded and become useless. It withstands the hot sun and extreme dry weather better than any other variety. A fine strain for canning. Forms low, large, compact tufts, leaves broad and round, slightly crumpled. A glossy dark green color, ready to use earlier than any other spinach. Maturing in 45 days. Pkt., 10c; oz., 15c; ¼ lb., 25c; ½ lb., 45c; 1 lb., 80c; 2 lbs., \$1.40; 5 lbs., \$2.90. Postpaid.

New Zealand—The stems and leaves are soft, thick, fleshy and crystal line in appearance. When started early in the spring, the plants will resist heat and make strong growth during the summer. Pkt., 10c; oz., 15c; ¼ lb., 30c; ½ lb., 55c; lb., \$1.00. Postpaid.

Tomatoes

It is not how cheap we can furnish you Tomato Seed, but how good. In buying Tomato Seed from us you are getting the **Gurney quality**, which means the very best product. There are no better strains of any of the varieties that we are offering and the constantly increasing demand for **Gurney Tomato Seed** proves that we are furnishing seed that produces the best quality, quantity, smoothest and best shipping of any.

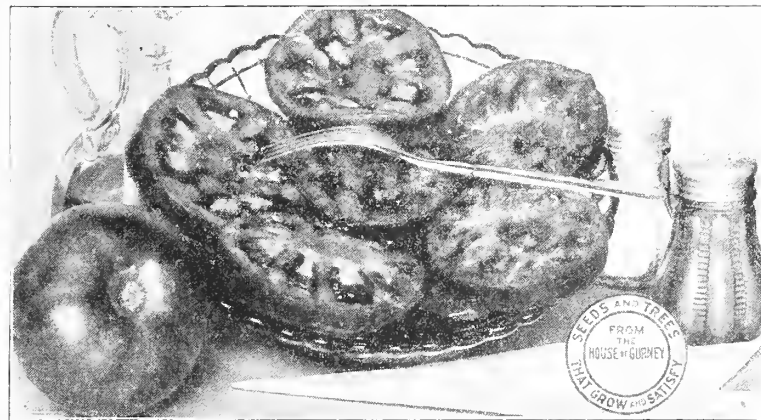
Marglobe Tomato

Following description written by F. J. Pritchard, U. S. Bureau of Plant Industry, and checked and proven correct in our own fields this past season. Our very best 2nd early.

"We have developed three new, early varieties of tomatoes, viz: Marvana, Marvelosa, and Marglobe, which are highly resistant to Fusarium wilt and are somewhat resistant to Septoria leaf-spot, early blight, and leaf mold. Their fruits are also resistant to nailhead rust and puffiness, two causes of considerable loss in Florida and other Gulf States.

Dwarf Stone—A splendid new Tomato, originating with the famous Livingstons. In habit of vine it resembles Dwarf Champion, but it is of stronger growth and more erect. The fruits are the same color and size as the regular Stone, with the additional advantage of the Dwarf Champion habit. Under ordinary field culture this sort completely outclasses Dwarf Champion. Here is the record. Ten fruits picked at one time from one vine weighed 5 lbs. and 3 oz. Specimen fruits of 1 lb., lb., each are very common. Pkt., 5c; oz., 35c; ¼ lb., \$1.20; lb., \$3.75.

On account of its solid meat and small seed cavity we call it



Marglobe Tomato

Gurney's Giant Canner—The true stock of this variety outyields any other tomato and on account of its solid meat and small seed cavity we call it the best for home or factory canning. Last season a single plant ripened for one picking 33 tomatoes, five of which weighed more than one pound each, the picking weighed 21 pounds, and the plant continued to produce until killed by frosts.

Fruit very smooth, firm, solid meat and one of the best for shipping, colors up well while firm and before thoroughly ripe. This makes it extra desirable as a shipping tomato. On account of its immense size and its smooth shape it always commands the highest price. Pkt., 15c; ½ oz., 50c; 1 oz., 85c; ¼ lb., \$2.75.

Marglobe is a second-early, red-fruited variety equally suitable for trucking or canning. It is as early as Bonny Best and produces large, smooth, meaty, globular, red fruits, which ripen uniformly and are relatively free from cracks. It attracted much favorable comment in commercial trials in the Miami-Homestead section of Florida last winter because of its freedom from nailhead rust and puffiness and the production of from 20 to 50 per cent more fruit than Globe, the variety commonly used there. The Marglobe fruits are very meaty and, though early, ripen slowly, and therefore ship and keep well. Owing to their shape, solidity, color, and uniform ripening qualities, they make a splendid canned product and first-class pulp. The vines set fruit freely even to the ends of the branches, and where growth conditions are favorable produce a heavy crop of fruit. From a 3½ acre field of Marglobe grown under ordinary conditions at the Arlington Experimental Farm this year we have picked over 21 tons per acre and still have another light picking to make. Large yields of excellent fruit have been reported from nearly every region where this variety has been tried." Pkt., 15c; ¼ oz., 35c; 1 oz., \$1.00; ¼ lb., \$3.00; 1 lb., \$10.50.

Marvana is a first-early, red-fruited variety of the Earliana type. In our trials it has been not only as early as Earliana but more prolific and has produced fruit of better quality. It is strictly a first-early variety and promises to become popular for this purpose. Pkt., 15c; ¼ oz., 35c; oz., \$1.00; ¼ lb., \$3.00; 1 lb., \$10.50.

Marvelosa is a very productive second-early, pink-fruited variety which produces smooth, globular, firm, and evenly-colored fruit. These qualities have already secured its adoption in some of the commercial greenhouses where it has been offered for trial as a producer of fancy fruits. It has also been favorably received in many trucking regions where the market demands pink fruits. Pkt., 15c; ¼ oz., 35c; 1 oz., \$1.00; ¼ lb., \$3.00; 1 lb., \$10.50.

1 pkt. each Marglobe, Marvana, Marvelosa for 35c.

Albino or White Beauty Tomato—Wonder of wonders, at last a white tomato! For years it has seemed impossible to propagate a pure white Tomato of good quality, but the impossible has been accomplished. The New White Beauty contains absolutely no acid and so will make tomatoes agreeable to thousands of people who have heretofore avoided them on account of the acidity.

White Beauty is ivory white in color, showing no traces of red and the flesh is almost paper white. It grows about as large as Stone and is firm and solid, carrying very few seeds. Ripens medium early. Fine to grow for exhibition with red and yellow varieties. This is absolutely the best white tomato to be had. The supply is limited. Pkt., 15c; ½ oz., 30c; oz., 50c; ¼ lb., \$1.50.



White Beauty

Earlibell Tomato Selection

We are still waiting for someone to prove to us that they have or can produce an earlier tomato than the Earlibell. I just received a letter from one of our Texas customers today, ordering six pounds of this Earlibell seed. He tells me that he can get 25 per cent more fruit to the acre and ten days earlier than any other tomato grown in the market garden section of Texas. This ten days means sometimes several cents per pound additional for their big crop. In the North it means ten days more of tomato season, freedom from frosts, etc. It means that we can produce tomatoes further north and at higher altitudes than ever before. This past season we grew in the Trial Ground, practically every variety of claimed early tomatoes. The method adopted was as follows:

On the first day of June we planted in the open ground the seed of all of the varieties and as they grew made records of the growth, the time of blooming and the first ripe tomatoes. The Earlibell this year was just five days ahead of the next earliest, and running about as much as twenty days earlier than a number of varieties that were claimed to be extra early. The Earlibell is not only earlier but it produces greater quantities of fruit with enough foliage to keep them free from sunburn, seldom rots, generally good-sized, smooth and of a bright red color that makes it very desirable for market as well as for the home table. We have found that the Earlibell is also one of the best tomatoes for greenhouse forcing. It requires a little more trimming than some other varieties but produces quantities of good marketable fruit. Try it. **Pkt., 15c; oz., 45c; ¼ lb., \$1.50; ½ lb., \$2.50; 1 lb., \$4.50.**

New Tomato—Mr. Topp

We have grown this excellent new tomato one more season, and it has justified all that we have claimed for it, except that it is not the proper tomato for the market gardener to plant in large quantities. The Mr. Topp tomatoes produce large clusters of fruit as shown in the photograph, and on that account the tomatoes are apt to be smaller than the gardener likes to use for his trade. We believe this tomato will produce equally as many pounds of fruit per plant as any tomato you can grow. The photograph shows a cluster of ripe fruit weighing over 7 pounds. This plant produced one stem of blossoms with over 350 flowers open at one time, and ripened to 50 full size Topp tomatoes in that cluster.

It is a very rapid, rank grower, and to get best results we advise staking it. It is the earliest of all the tomatoes except the Earlibell. They are of excellent quality, beautiful color, bright red, of medium size on account of their producing such an immense quantity of fruit. The fruit is always smooth and round. We have also found it especially valuable for forcing in the greenhouse for winter market. **25c the package.**

New "Globe" Tomato

Every Tomato of this variety just alike. Size, color, solid meat and quality. Every vine full and ripens early. Get next to it. Market and Home Gardener.

An extra good all around sort, of distinct globe shape, with quite a large percentage of elongated fruits. It is a beautiful variety, and on account of its shape, one that permits of a greater average number of slices to be taken from each fruit than from other sorts.

In time of ripening it belongs among the earliest. The fruits are of large size; and a good marketable size is retained throughout the season; always smooth, of firm flesh and has few seeds; ripens evenly; color a fine glossy rose. An exceedingly productive variety and a remarkably good keeper. **Pkt., 10c; oz., 35c; 2 oz., 60c; ¼ lb., 90c.**

Ponderosa Tomato — This is the largest of the tomatoes. Often producing fruit weighing two pounds or more. Very bright red, generally smooth, fine vigorous growers, producing large crops of this immense fruit; quality very good. **Pkt., 10c; oz., 50c; ¼ lb., \$1.50.**



New Globe

for any purpose. Slices exceptionally well. Nearly globe shaped, slightly flattened at stem. Borne in clusters of 5 or 6 fruits, all ripening evenly together. **Pkt., 10c; oz., 35c; ¼ lb., \$1.10; lb., \$3.75.**

Acme — One of the early handsome fruited varieties. The fruit is of a medium size, perfectly smooth and regular in shape; very solid and a great bearer; color dark red, with a purplish tint. **Pkt., 5c; oz., 25c; ¼ lb., 90c; lb., \$3.00.**

Trial Ground Tomato Record

Drilled in the open on June 1st, 1920, the following varieties of **Early Tomato: North Dakota No. 51, North Dakota No., 60, North Dakota No. 103, Burbank's Earliest, Earlibell Selection, Earlibell Regular Strain.** These were allowed to grow to a height of about 4 inches, then thinned to twenty-five plants of each variety and given best cultivation; were not "trellised" or "trimmed." First fruit commenced to show color **August 15th**, but was not disturbed in any way until **August twenty-first**; then all fruit entirely ripe was taken from each vine with following results:

North Dakota No. 51 — Twelve fruit, good specimens, smooth, thick, good color, crop set medium. Lacks foliage.


North Dakota No. 60 — Thirty-seven fruit, not as good as 51. Extra heavy yield; not so good color. Lacks foliage. Medium strong grower.

North Dakota No. 103 — Twenty-five fruit. Smooth, better than 51 or 60. Good yield. Enough foliage to protect from sunburn. Strong grower. Fruit of—51, 60, 103 — borne in good clusters of good marketable size.

Burbank — Nine fruit. Fruit rough, color fair, quality good, solid. Strong grower, well set with fruit. Yields well, too late to be classed earliest.

Earlibell Selection — Forty-eight fruit. Smooth, color good, solid, borne in clusters of about five to seven; very even size; most of 43 fruit **ver-ripe**. Strong grower, good foliage, quality excellent.

Earlibell Regular Strain — Thirty-four over-ripe fruit. Not so smooth as **Earlibell Selection**; identical otherwise. Full ripe fruit could have been picked from either strain Earlibell five days in advance of any other variety.



New Tomato, Mr. Topp

Early Dwarf Champion — A great favorite on account of its dwarf habit and upright, tree-like growth, which permits close planting, fruit resembles Acme; medium size, the color being a purplish pink, very smooth and symmetrical, fine quality, very solid meated. The vine growth is very strong and stiff, so that it needs almost no support. **Pkt., 5c; oz., 35c; ¼ lb., \$1.00; lb., \$3.75.**

Spark's Earliana — The earliest, large, smooth, red Tomato. This Tomato is not only remarkable for its earliness, but for its very large size, handsome shape and bright red color. Its solidity and fine quality are quite equal to the best medium and late sorts. Enormously prolific. The very finest for the Northern market and home garden. **Pkt., 5c; oz., 35c; ¼ lb., 90c; lb., \$3.00.**

Chalk's Early Jewel — The largest of the extra early bright red Tomatoes. About one week later than Spark's Earliana; a heavier cropper of large size and better flavored fruit, which are produced continuously throughout the season. On account of the handsome appearance, bright color and extremely good quality it has commanded nearly double the price on the local market over Spark's Earliana. On account of its extremely heavy foliage, fruit never scalds in the hottest weather. **Pkt., 5c; oz., 25c; ¼ lb., 90c; lb., \$3.25.**

John Baer Tomato — In 1914 this variety was extensively advertised as a marvelous introduction. Perfect fruit in 30 days. The introducer claims: "John Baer Tomato produces large, solid, shipping fruit in 30 days, 50 to 100 fruit to each plant; ripens evenly up to the stem, does not scald, blight or crack; bright red color, a delightful flavor, almost seedless, often ten fruits in a cluster, solid and meaty. Tomatoes weigh about 6½ ounces." These are truly wonderful claims, and we think it would be well for our customers to give the "John Baer" a trial. Our seed was grown from stock supplied by the introducer. **Pkt., 10c; ½ oz., 20c; oz., 35c; ¼ lb., \$1.20.**

New Stone — The Tomato for a main crop. Choicest seed. We call this the king of the Livingston kinds, which are the best types of large, smooth, solid, "beefy" Tomatoes. If asked to select one main crop, market sort, we advise this. Color, fine scarlet; stem set high, core small and shallow, so that but little is lost when it is taken out of the fruit before slicing. If in doubt, buy the New Stone. **Pkt., 5c; oz., 35c; ¼ lb., \$1.00; lb., \$3.00.**

Bonny Best — (88 days) — Large smooth fruit of a rich scarlet red, the color demanded by many markets. Fruit thick, with a small core, an excellent tomato

Garden Huckleberry—A wonderfully productive plant, producing literally ropes of jet black fruit along its branches from the ground to its tips, plants grow about four feet tall, fruit matures about with ordinary tomatoes, size about that of the cranberry and are delicious for preserves or pies. **Pkt., 10c; oz. 50c.**

Yellow Pear—Fruit bright yellow, distinctly pear-shaped; of rich flavor and used largely for preserving. The stock we offer is the true pear-shaped, not the large yellow plum often sold for it. **Pkt., 10c; oz., 45c.**

Yellow Ground Cherry, Prospect—This is of the dwarf growing type, earlier and more suitable to the northern states than the tall spreading variety. Fruit about the size of the common cherry, bright yellow, enclosed in a loose husk. Bears abundantly and is most excellent for sauce and preserves. **Pkt., 10c; oz., 45c.**

Husk Tomato—Plants strong and of spreading habit. Immensely productive. Fruit about 3/4 inch through. Borne in a tight fitting husk. Fruit when mature nearly purple. Very excellent for preserves. **Pkt., 10c; oz. 45c.**

Red Pear—A bright red fruit identical in shape with the Yellow Pear shaped tomato; however, it has a distinct flavor and a rich red color and is a special favorite for preserves and to make what is known as Tomato Figs. **Pkt., 10c; oz., 55c; 1/4 lb., \$2.10; 1 lb., \$7.50.**

INSTRUCTIONS—GROWING TOMATOES SUCCESSFULLY IN THE EXTREME NORTH

By J. O. Hovland

The method I have used to grow the tomatoes shown in the photograph and which has proven successful is as follows: The seeds should be planted in a shallow box in the house where there is plenty of sunlight or in hot beds outside, about March 1st. When the plants are 3 or 4 inches tall, they should be transplanted into plant bands or other receptacles. As soon as they recover from the transplanting and show new growth, I pinch the tops to make them grow strong and healthy. I leave them in these receptacles until they look as though they needed more room when I again transplant them into some larger place without disturbing the root system.

The plants should be kept in the house or hot bed until all danger of freezing is past. I prefer to take the plants that are produced in the house and set them under the canvas of the cold frame as early as it is safe. They should be un-covered during the daytime in good weather to give them sunlight and air.

In this northern country it is not entirely safe to plant them in the open until June 1st and at that time the plants will be big, strong plants covered with blossom and some will even have small tomatoes on them.

When planting in the open, plant from one to two inches deeper than they were in the cans or beds. After they were planted in the open, I secured some banana crates that I sawed off to about a foot long. A nail keg sawed in the center would make two, and would do equally as well. I press these protection crates into the ground about 3 inches deep to keep them from blowing away. This gives the plants shelter from both sun and wind. I then dig a trench around the outside of this protection about 4 inches deep and 8 to 10 inches wide. I fill this with well rotted manure, press it down firmly with my feet leaving a depression that will catch the moisture. I then build a trellis out of any handy material about 4 feet high directly over the center of the plants and as they grow, I tie the plants to this trellis with some soft material.



New Tobacco, Tom Sutton

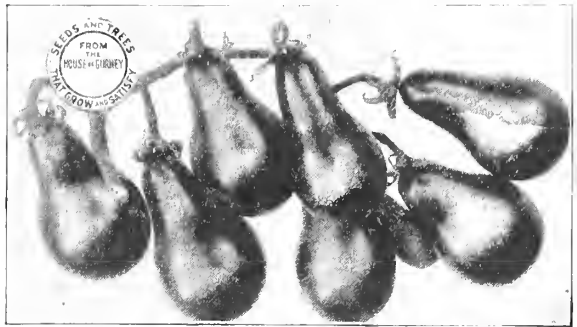
Grow Them—Smokes for yourself on your own farm. And think of the greater quantity at less expense.

Not being an expert on tobacco myself, I will have to give you the originator's description, and the experiences of the boys around here who use tobacco and claim to know a good tobacco from a "stogie." This tobacco originated in Minnesota, is extremely early, yields wonderfully, and if I am to believe the fellows who use it, it is of remarkably fine quality. The originator says of it: "I feel that I have perfected as nearly a perfect tobacco for the northwest as it is possible to grow. I have crossed the General Grant variety with Evans Cinnamon, a Canadian variety, and have a tobacco that combines earliness, large size, productiveness, mild flavor and fine quality. It is unequalled as a pipe and cigar tobacco. My crop was all right to cut before frost this year. Stock four to six feet high, with as many as 24 large leaves on a stalk. Many people would grow gladly their own tobacco if they could do so without the rank flavor commonly found in northern grown tobacco. I wish you would note specially the light color, also the white ashes after burning. Compare carefully with any common cigar and note the




Tom Sutton

extreme difference. Note also, and specially, that it has no green, rank flavor and does not bite the tongue". **Pkt., 15c; 2 pkts., 25c.**



Yellow Pear



Ground Cherry

Keep all side growths cut out except the largest, leaving two main stalks and you can train these to go anywhere you wish. Where the foliage is too heavy and covers the fruit, I remove a portion of the leaves. Do not allow the ground to become dry at any time during the season. Keep the trench filled with water whenever nature fails to furnish enough. Some of the vines shown in the picture grew to be 10 feet long and loaded with fine fruit. First ripe tomatoes were produced on July 16. Many people visit my place and say they have never seen anything like these vines nor like the yield of fine fruit they produced. Some of your customers might think it was too much trouble to produce tomatoes this way for the returns received, but I want to assure them that it not only pays from a money consideration but also in the satisfaction of having the pleasure of raising solid fruit for the table and canning.

The New Vegetable "Topepo"


A cross between the Sweet Pepper and the Tomato. A new vegetable of exquisite flavor combining all the delicious qualities of the pepper and tomato. I venture to say that we are offering this wonderful vegetable ahead of any other seedsmen in the world and we have only a very limited supply of the seed. This fruit, shipped on the terminal markets, has taken the trade by storm and it has averaged 1200 crates of 17 pounds each per acre, and has sold at an average of \$1.25 per crate in the field.

Keeps fresh and delicious longer after picking than either of its parents. The Topepo is also used with tomatoes and other vegetables, sliced in salads, and is a succulent dainty for those who find the bell pepper a trifle too enthusiastic, and not mellow and delicate enough. It is also stuffed

with shrimp, crab, or lobster salads. Soups and chowders fish gravies and dressings, and other table delicacies are enhanced in flavor by the addition of sliced topepo.

The Topepo has a very limited amount of seed. The greater percentage of them produce no seed at all and on account of this, the seed cost is very high. It requires approximately 4 ounces of seed to grow enough plants to plant an acre.

The price per pound, \$100.00; per oz., \$10.00; per 1/2 oz., \$6.00; per package, 50c.



Turnips

Plant 1 oz. for 175 feet of row. 1 lb. per acre in drills, 2 lbs. broadcast.

Along in June each year we receive numerous orders for these Seeds that should have been sent with early orders. Nearly everybody fails to include Turnip and Rutabaga Seed with the regular order on account of their not being wanted until late in the summer. The result is when ready to plant you do not have the seed, so go without. Include all you are going to need with your first order; you are then sure of having plenty of good seed when planting time comes.

Light, well-manured soil is best suited for Turnips. Sow the earliest varieties in April, in drills about 15 inches apart, and thin out to from 6 to 9 inches in the rows. For a succession sow at intervals until the end of August.

Golden Ball (Robertson)—A rapid grower, globe-shaped and of beautiful color and a good keeper. Pkt., 5c; oz., 10c; ¼ lb., 25c; lb., 75c.

Large White Globe—One of the most productive; in rich soil the roots will frequently grow to 12 pounds in weight; globe-shaped, skin white and smooth. Pkt., 5c; oz., 10c; ¼ lb., 25c; lb., 80c.

Purple, or Red Top Strap Leaf—Flat; fine flavor and one of the most popular varieties grown, and when sown late it is one of our best varieties, an excellent keeper. Pkt., 5c; oz., 10c; ¼ lb., 25c; lb., 70c.

Extra Early White Milan—Extra early Turnip, in which the extreme earliness, small top and tap root of the Purple Top Milan are united with the clear, white skin and flesh. Pkt., 5c; oz., 15c; ¼ lb., 35c; lb., \$1.40.

Sutton's Snowball—New English Turnip—As its name implies, it is a round, clear white turnip of unusual size and a great yielder. Should be planted in July for winter use. One of the best keepers. Pkt., 5c; oz., 15c; ¼ lb., 35c; lb., \$1.00.

Gurney's Purple Top White

Globe Turnip—This is an all-season Turnip; is sweet from the time it is large enough to use until the following spring; size above medium; heavy foliage, and the best turnip of all of them.

This new English Turnip was brought from England by us three years ago and was recommended to us by one of the largest turnip specialists as the best ever originated. It has proven fully up to the originator's recommendation, and we urge all to give it a trial. Pkt., 10c; oz., 15c; ¼ lb., 35c; 1 lb., 90c.

Rutabagas or Swedes

I am going to make this little personal appeal to the fellows in the extreme North. Montana, North Dakota, Northern Minnesota, Northern Wisconsin, in fact, all of that strip of

territory across the northern part of the United States where root crops, such as rutabagas, turnips, carrots, etc., grow to perfection, where you can produce a greater yield than in any other section of the United States, where they will out-yield the potato crop, and where they will bring equally as much money if you grow them in quantities as your best acre of potatoes. Do you know that all of us fellows south of that northern point, where these root crops grow to perfection, are hungry every winter for your very best rutabagas, your turnips, your carrots, etc., and we do not get them, unless we pay immense prices for them? They are recognized as the acme of perfection in good crops and there is a demand for them that will take every bushel you can grow. When we ship our seed potatoes in from the north we always manage to



Rutabagas for Seed Selection

get a few rutabagas, carrots, etc., in the cars, for the reason that the quality is so much better than those of our own growing in this section, that we simply cannot get through the winter without having these particular vegetables. Why not grow them in larger quantities so that you can load cars? We can find you a market for them every year. We will be glad to do it. In fact, we handle hundreds of carloads of produce of all kinds each fall and have generally paid nearly as much for these root crops as we have for potatoes, sometimes more.

For feeding stock in Fall or Winter there is nothing superior to Turnips or Rutabagas, as they are much liked by all kinds of stock and serve to keep them in good condition. We cannot too earnestly recommend farmers to increase their sowings largely, for we are sure the crop will prove remunerative.

Purple Top Yellow—Best variety of Swedish Turnip in cultivation. Hardy and productive; flesh yellow, of solid texture, sweet and well flavored; shape slightly oblong; terminates abruptly with no side or bottom roots; color deep purple above, and bright yellow under the ground; leaves small, light green, with little or no neck; the most perfect in form, the richest in flavor, and the best in every respect. Pkt., 5c; oz., 10c; ¼ lb., 25c; lb., 75c; 5 lbs., \$2.50. Postpaid.





Photo of Potato Seed Balls—One-Half Natural Size



Gurney's White Globe



Krasnoselski Russian Rutabaga

On our trial grounds for past three seasons this gave the best satisfaction and produced the largest yield of any of the rutabagas. On account of the dry, hot weather, most varieties became hollow and stringy. This was solid entirely through the season, making an extra large percentage of good-sized rutabagas, bright in color and of excellent quality for table use. This will take the place of the older varieties on account of the increased yield and quality of the fruit. Pkt., 10c; oz., 15c; ¼ lb., 35c; 1 lb., \$1.00.

Hybridized Potato Seed

FROM THE SEED-BALLS—HEADQUARTERS STOCK

Millions never saw a Potato Seed Ball. Thousands have tried in vain to get the seed. Now is your opportunity. This unrivaled seed will produce an endless variety of new kinds. Your fortune may be in one of them. They are as easy to grow as tomatoes.

—It is from these that ALL valuable new varieties of Potatoes are produced. Growing new and distinct Seedling Potatoes from the Seed-Ball Seed is intensely interesting. They will be the greatest curiosity of your garden. This seed will positively produce innumerable new kinds, colors, shapes, sizes and qualities. The product will astonish you. Some may be of immense value and bring you a golden harvest. Every farmer, gardener and bright boy should plant a few packets. You may be one of the lucky ones. Full directions on every packet.

READ THESE EXTRACTS FROM CUSTOMERS' LETTERS

"I grew 101 Potatoes from one plant of your Potato Seed. Every plant was a different variety."

Mrs. Ellen Keener.
"I raised 50 hills from one Packet; many kinds and colors; some early, some late. 94 Potatoes in one hill"

J. H. Skinner.
Packet, 15c; 2 for 25c; 5 for 50c; 10 for \$1.00.

A Tree Like This Grows from Seed



Down On the old Farm Under an Elm Tree

children, and when the picture was taken there was a lot more of the tribe down in the river swimming.

This picture of the grand old elm tree demonstrates to you what a tree will do when given an opportunity. Most shade and street trees are planted so closely that they seldom develop into anything more than a pyramidal, crowded, ill-shaped tree, and when its close neighbor has to come out it leaves

the tree that you want to save deformed beyond recovery. Plant your shade trees and your street trees far enough apart so that they will not interfere one with the other. It will cost you less money and give you better results. We want to sell you shade trees but we do not want to and will not sell you more than you need if we know it.

Since writing about the brother and one sister have passed to the great beyond.

The Largest Tree in South Dakota

As near as we can ascertain the largest tree in South Dakota is a Cottonwood Tree on Ed. Suttan's ranch not far from Gettsburg.

This tree measures 27 feet in circumference about 3 feet above the ground, this would make it 8 feet or 9 feet through. We would be pleased to hear if any of our readers know of a larger tree grown in this state.

Evergreen and Tree Seeds

Evergreens may be grown easily from seed if the proper varieties are selected and reasonable care is given them. We list a few varieties which are most successfully grown by the amateur, and believe you will have no trouble in making a success of it. There is nothing that improves the looks and value of a place so much as Evergreens.

It is the general impression that they are very high priced, hard to transplant and only suitable for the front yard in the town or city. This is a mistaken impression, as they are cheap and easily transplanted. The one thing to remember in transplanting an Evergreen Tree is never to allow the roots to become dry for even one minute.

In preparing your seed bed it should be made about three feet wide, and length according to amount of seed to be placed therein. Rake it over smoothly and sow broadcast, then cover to the depth of about one-half inch with fine soil. Plant the seed in the springtime when the soil is warm and mellow; shade completely until germination takes place, then remove one-half the shade and raise the balance from six to ten inches above the plants, leaving shade on the entire summer after planting. Shade can be made with a frame of boards or laths, or with branches of trees.

Red Cedar—This grows as readily from seed as does the Bull Pine. Very desirable for shelter or fence posts. Grows rapidly. **Pkt., 10c; oz., 35c.**

Ash—this is the hardwood tree of the North and is readily grown from seed. About three weeks before planting the Ash seed place them in a cloth sack and soak them for all of three weeks. They should be planted about May 1st. Do not allow them to dry after they have been soaked; they will germinate and come up within five or six days after planting if they have been soaked long enough. **Oz., 10c; ½ lb., 40c; 1 lb., 70c.**

Catalpa Speciosa, or Hardy Northern Catalpa—This is the only Catalpa that is of any value in the North, and all the seed offered by us is Dakota grown; consequently, it is the hardiest of this variety. These do well in any part of Iowa, South Dakota, or any place south of this latitude. Seed are very light and consequently there are a great number to the ounce. **Pkt., 15c; oz., 40c; 1 lb., \$3.00.**

Honey Locust—This is one of the most rapid growing and most beautiful of all of the northern shade and timber trees. In the spring it is covered with long racemes of pure white, very fragrant flowers, and in the fall and early winter is covered with the long and tropical-looking seed pods, seed about the size of a navy bean. This is one of the most valuable, most rapid growing and easiest grown of any of the forest trees. **Oz., 20c; ½ lb., 70c; 1 lb., \$1.25.**

Bull Pine (Ponderosa)—This is the most easily grown from seed of any Evergreen and is successfully grown by any person. One of the most rapid growing, hardy and best trees for windbreak. Will do well anywhere that any tree grows. **Pkt., 15c; oz., 50c; ½ lb., \$1.90; 1 lb., \$6.50.**

W. P. Sowers, Malta, Mont., August 30, 1926

I sent a Squash and a Pumpkin to the Phillips County Fair and took first premium on both. I have the finest garden I have ever seen and I people come from all over to see it. All of my garden is from Gurney's seed. If there is anything I can say or do to push your seed, I will gladly do it.

Mrs. R. R. Monson, Litchville, N. Dak.

This picture is of vegetables grown from Gurney's seed. We have purchased all of our garden seed from you for the last few years, and find them splendid.



Flower Seeds New and Standard Varieties

**A farmer near Kalamazoo
Had no flowers and needed a few
In a fight with his wife
He near lost his life
By the rolling pin on his bazoo.**


**This farmer then bot Mary flowers
And now he enjoys golden hours
And he eats pies and cakes
That Mary Jane bakes
And rests him in sweet scented bowers.**

Flowers from seed are usually known as Annuals, Biennials and Perennials. Annuals bloom and ripen seed the first year and then perish.

Biennials do not generally flower the first season, and are in perfection one year.

Perennials continue to flower several years in succession. Many of them bloom the first year if sown early.

Hardy Annuals, Biennials and Perennials can be sown in the open ground early in the spring, if desired, the Biennials and Perennials will not require any protection in winter. The blooming period of all classes may be greatly extended by picking off the flowers as soon as they begin to fade.



Nos. 1, 3, 4, 5, 6

ing them very suitable for cut flower purposes; flowers lasting from one week to ten days when cut and placed in water; blooming period August and September; height of plants about two feet. We offer them in the following separate colors:

Crego's Giant Rose; Crego's Giant Pink; Crego's Giant Lavender; Crego's Giant White; also Crego's Giant Mixed. Any of the above, Pkt., 10c; 3 Pkts. for 25c.

(8) **Extra Early Hohenzollern Aster**—The earliest aster grown, earlier than Queen of the Market. Height, about twelve inches, branching and free flowering. Flowers measure about two and one-half inches. Colors: Dark blue, white and pink. By planting this variety, you will add several weeks to the aster season. Pkt., 10c.

(9) **Improved American Victoria Asters**—This is by far the finest of all Asters for beds or borders where an even growth and a mass of flowers are wanted for effect; the sturdy upright plants, 12 to 14 inches high, carry not less than 50 flowers each, producing a mass of color unequalled by any other; blooms from early August till late October. Pkt., 10c.

(10) **Early American Beauty Aster**—The last several years we have been offering the regular American Beauty which is an immense Aster, beautiful color, resembling the famous American Beauty rose as to size and color. The regular American Beauty is mid-season or later, while this new Early American Beauty blooms with the Queen of the Market and the Extra Early Hohenzollern. For continuous bloom of this immense Aster, you should plant both the regular and the Early American Beauties. Pkt., 20c; 2 for 35c.

(11) **Gurney's Salmon Pink (Ostrich feather Aster)**—This magnificent aster produces flowers of immense size, made up of long loosely-formed petals like the Chrysanthemums. In picking this Aster for cut flowers, cut when half in bloom and allow to develop in water in a cool room. This is the nearest to a yellow aster yet introduced. Pkt., 10c.

Half-Hardy Annuals, Biennials and Perennials should not be sown in open ground until settled warm weather, though they can be sown in the house, if desired, early, and afterwards transplanted. The two latter need to be protected in the winter, or if carried over until spring, in cold-frames or greenhouses.

I drove more than 8,000 miles, inspecting our own and other crops of flower, vegetable and field seeds. I carefully inspected thousands of acres of the most beautiful flowers in America, grown for seed purposes, and I have added this year a number of very desirable varieties that we have not catalogued previously.

Asters

(1) **The Rochester, or Vick's Mikado**—Pink petals, narrow, long and reflexed, bending and curling across each other in such magnificent disorder as to make it the fluffiest aster grown, color most exquisite shade of lavender pink, plants are very vigorous and produce immense quantities of very large flowers, ranging from four to six inches in diameter, Pkt., 10c.

(2) **Queen of the Market**—The earliest of all except No. 8. Grows about nine inches high and very branching; the fine double flowers are produced freely on long stems, making it valuable for cutting. Mixed, pkt., 10c; ¼ oz., 25c.

(3) **New White Branching**—The magnificent large double white flowers, 4 inches in diameter, borne upon long stems, are excellent for cutting. The big broad petals are curled so as to give the blossoms the appearance of a graceful Chrysanthemum. Pkt., 10c; ¼ oz., 30c; oz., \$1.00.

(4) **Asters, the Latest, American Beauty**—We are offering this in the novelty of special class and we want to say that it stands head and shoulders above all other asters for length of blooming period and quantity of flowers produced. It was in bloom with us this past season for over three months, more than one and one-half months longer than any other aster. It produces very large flowers, the inner petals being curved and of a deep rose color, borne on extra stout stems from 15 to 20 inches in length, making it a good companion to an American Beauty Rose. Seed of this aster planted in the early spring should be in bloom the latter part of July and stay in bloom until frost comes. Pkt., 15c; 2 for 25c.

(5) **Sensation, the New Red Aster**—This is a good companion for the American Beauty and if you want the best in the various colors, you should have, at least, a package of this new red aster. It is brighter red than any other aster and produces very large double flowers measuring as much as four inches across; the blooming period is about the same as the American Beauty; height about eighteen inches. It being a little shorter than the American Beauty, consequently it can be planted in front of the American Beauty without hiding the flowers. This is the fiery red aster we have all wanted. Pkt., 15c; 2 for 25c.

(6) **Lady Roosevelt**—Lady Roosevelt with its distinct Carmine Rose coloring introduces a new class of asters. Its long period of blooming, its beautiful flowers, borne on long stems, make it one of the most valuable of its class. If you want the best aster in your neighborhood, something that cannot be equalled by others, plant the Lady Roosevelt and the other two varieties named on this page. Pkt., 10c; 3 Pkts., 25c; 1 Pkt., each of 3 above Novelty Asters, 35c.

(7) **Crego's Giant Aster**—With their long twisted in and out, curved petals they resemble the choicest of Japanese Chrysanthemums; flowers measuring four to five inches in diameter; borne on long, strong stems, making them very suitable for cut flower purposes; flowers lasting from one week to ten days when cut and placed in water; blooming period August and September;



A Field of the Giants

Aquilegia (Columbine), Perennial

Popular hardy perennials that bloom very freely during spring and early summer. These plants grow wild in the timbered country and are known to all the children as Honeysuckle. They come in a great variety of colors and are easily grown. **Pkt., 5c; oz., 75c.**

Aquilegia Coerulea—The most beautiful of the Columbines; sky blue, long-spurred, free bloomer, hardy perennial. Seed planted early will bloom the same season and last for a number of years. **Pkt., 15c.**

Aquilegia Californica—Long spur, exquisite flowers in yellow and orange shade. Are especially good for cut flowers lasting for several days after cutting. The unopened buds continue to open, making very desirable plants for the production of cut flowers. **Pkt., 10c.**

Alyssum

Little Gem—Plants 3 to 4 inches high; they soon become a large mass of white scented flowers; fine for bordering; hardy annual. **Pkt., 10c; 1 oz., 40c.**

Sweet—Fragrant, white, hardy annual. $\frac{1}{2}$ foot. **Pkt., 10c; oz., 30c.**

Antirrhinum, Snap-Dragon

An old favorite border plant, which has been greatly improved, with dark and glossy leaves and large, curiously-shaped flowers, with finely marked throats. They bloom the first season from seed sown in the spring, but the blossoms will be much stronger the second year. Succeeds best in dry, loamy soil. Half-hardy perennial. A few leaves of any light litter thrown over them will help to carry them through the winter, or they may be treated as annuals.

The Giant-Flowered grows about 2 feet high, with larger flowers than the old sorts.

Giant-Flowered Firefly—Scarlet, crimson and yellow. **Pkt., 10c; $\frac{1}{2}$ oz., 40c.**

Purple King—This is the forerunner of a race of new and distinct Snap-Dragons. Flowers more than twice the size of the ordinary Antirrhinum. Do not fail to include it in your order. **Pkt., 10c.**

Snap-Dragon Empress—The most brilliant crimson in the field. Dwarf compact, free bloomer and easily grown. **Pkt., 15c.**

Golden Queen—This splendid type of half-dwarf, fine flowered Antirrhinum is rapidly taking the place of the extremely tall growing varieties. This is the best of the yellows. **Pkt., 10c.**

Amaranthus

Tricolor—(Joseph's Coat)—Beautiful foliaged plants, growing three to five feet high. They are useful as borders for taller growing plants or for the centers of large beds. Should be grown in warm sunny situations and given plenty of room to develop. The ornamental leaves are red, yellow and green. **Pkt., 10c.**

Gurney's Sunrise—The most brilliant of this brilliant family. The foliage bronze-crimson, each branch terminating with a cup of bright scarlet-crimson leaves. It is used with fine effect in the best of the large city parks. **Pkt., 15c.**

Globe Amaranth

Gomphrena—Popularly known as "Bachelor's Button," a first-rate bedding plant; the flowers resemble clover heads and can be dried and used in winter bouquets. Cornflowers and a number of other flowers are also known as Bachelor's Buttons. **Mixed, 2 feet. $\frac{1}{4}$ oz. 25c; Pkt., 10c.**

Anemone (S. D. State Flower), Perennial

The Anemone or Wind-flower is one of our choicest autumn flowers and is at perfection when most other flowers have ceased blooming. Hardy perennials, easily grown from seed, blooming the first year if sown early. Produces large double flowers in mixed colors. **Pkt., 10c.**

Abutilon (Flowering Maple), Tender Perennial

Desirable plants for the house in winter and effective specimens for the lawn in summer. They will bloom the first year if sown early. Half hardy perennial, $1\frac{1}{2}$ to 3 feet. **Mixed colors. Pkt., 20c.**

Achillea—P

The Pearl—A hardy perennial; covered from spring until frost with many very double, pure white flowers. Grows two feet high. **Pkt., 15c.**

Ageratum

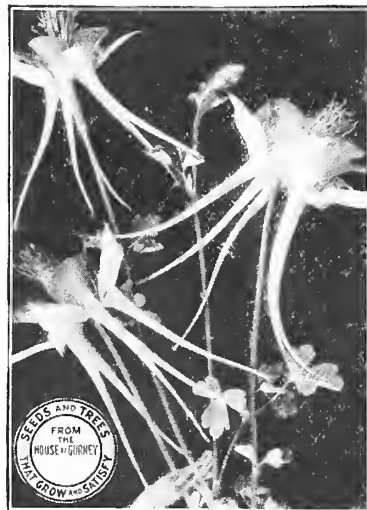
As an addition to the flower garden's blue, the Ageratum is a valuable flower. The dwarf sort being particularly desirable for borders, edgings, etc., being very compact and erect. Half-hardy perennial.

Mexicanum Mixed—Blue and white. 2 ft. **Pkt., 5c.**

Tom Thumb—Dwarf blue, distinct variety, desirable for edging. $\frac{1}{2}$ ft. **Pkt., 10c.**



Mrs. G. F. Frazer



Balsam Apple

A very beautiful, cut leaved, rapid growing, annual climbing vine, producing beautiful flowers, followed by seed pods bursting open and showing the interior, bright crimson. A very satisfactory climbing vine for hot, dry places where others will not do well. The seed grows readily and rapidly. **Pkt., 10c; oz., 40c.**

Balloon Vine

Hardy Annual Climber—A rapid-growing climber, very desirable in its place. It will grow to a height of from 10 to 15 feet, bearing beautiful white flowers which are followed by its seed-pods of a balloon shape. **Pkt., 10c; oz., 35c.**

Balsam or Lady Slipper

Magnificent plants for garden culture. Tender annuals.

Camelia Flowered—The largest flowered of any of the Balsams and perfectly doubled. The individual flowers frequently measure $2\frac{1}{2}$ inches across, the plants forming symmetrical, well branched erect bushes, the branches being almost covered with the magnificent double flowers. In color they vary from the brightest scarlet to pure white, including spotted violet, royal purple and many others. **Pkt., 10c; oz., 40c.**

Gurney's Scarlet—This brilliant scarlet Camelia-flowered balsam produces plants about 12 to 16 inches high, well-branched, producing at times thousands of open flowers. Single plants will often measure more than 18 inches in diameter. **Pkt., 10c.**

Gurney's Solferino—This is identical, as far as growth and bloom is concerned with Gurney's Scarlet but the color of the flower is striped, spotted white, lilac and scarlet—certainly a remarkable flower. **Pkt., 10c.**

Bean Scarlet Runner

Bean Scarlet Runner—The well known rapid-growing annual climber, producing bright red flowers, from July to September. The foliage being dense, makes it splendid for porches or any location where shade is desired. **Pkt., 10c; $\frac{1}{4}$ lb., 30c; 1 lb., 60c.**

Browallia (Amethyst)

Speciosa Major—A beautiful large-flowering variety of the most brilliant ultramarine blue, a rare color; does finely outside in the border, or in hanging-baskets or vases, but is especially valuable as a pot plant for winter and early spring flowering. **Pkt., 15c.**

Clarkia

This pretty and easily grown annual has been much improved in recent years, and the varieties offered below are now seen as cut flowers in most of the large cities of Europe; they do well either in sun or shade, growing 2 to $2\frac{1}{2}$ feet high, with leafy racemes of double flowers, which all open in water when cut.

Elegans Double Mixed—A fine mixture containing all the colors. $\frac{1}{4}$ oz., 25c; **Pkt., 10c.**

Calliopsis

A very showy border plant, producing flowers in nearly every shade of yellow, orange, crimson red and brown. **Finest mixed, pkt., 10c.**

Calliopsis Nana Compacta—Gold Star—Star-shaped, eight petals. Outer points bright yellow, main part maroon. Exceptionally free bloomer. Petals quilled, grows about six inches high. Especially good for borders or designs. **Pkt., 15c.**

Cosmidium Orange Crown—A very beautiful bright yellow flower, similar to the Calliopsis. Very excellent for cut flowers, very easily grown and should be added to all annual collections. **Pkt., 10c.**


Golden Wave Calliopsis—The Calliopsis is one of the easiest grown, most abundant producers of brilliant flowers for all sections of the country. Golden Wave derives its name from the immense number of flowers borne on long stems that move with the breeze like the waves of the ocean. **Pkt., 10c.**

Mrs. G. F. Frazer, Cerro Gordo Co., Mason City, Iowa

Look close and you will see Billy and Harold back of me among the pretty flowers. The seed came from Gurney's.

Mrs. Chas. Steicken, Pelican Rapids, Minn., Sept. 27, 1926

The flower seeds from you have surely been a joy to us all summer. Beautiful flowers every day. We planted the premium pumpkin and from five vines we secured 28 pumpkins, the largest weighing 84 pounds.



Centaurea

This new class of extra early, mammoth, flowering Cosmos, producing beautiful flowers, measuring four to five inches across, 60 days from sowing of the seed, allows us not only the beauty and pleasure of the late Cosmos, but gives us a better flower; produces its flowers on wonderfully long stems, which are used extensively for cut flowers. Cut the flowers as fast as they open on the plants and their place will be taken by others for a long blooming period. **Pkt., 10c.**

Double Cosmos — This very popular flower—of the early flowering type, is now produced in the double—and as I saw them growing in the big fields this summer they were the peer of the big singles, borne on long stems, early in the season lasting until frost makes them very desirable. Colors: Red, Pink, White and mixed. **Pkt., 15c. One pkg. each color, 35c.**

White Lady Lenox — This gigantic Cosmos is a forerunner of an entirely new race; it is of extraordinary size and beauty, the flowers measure 4 to 5 inches in diameter, which is three times larger than the ordinary. Color, an absolutely pure white. **Pkt., 10c.**

Pink Lady Lenox, description same as for White Lady Lenox, with the exception the color is a beautiful shell pink, lighting up beautifully at night. **Per pkt., 10c.**

Crimson Lady Lenox. **Per pkt., 10c.**

One each of the White, Crimson and Pink Lady Lenox, 25c. **Giant Flowering Cosmos** — **Pkt., 10c. Mixed Cosmos** — **Pkt., 10c.**

Cineraria

A beautiful class of plants for spring decoration; may also be planted out in summer. They grow from 12 to 18 inches high, and are completely covered with a mass of flowers, two and three inches across, of the richest colors, in white, blue, violet and crimson shades.

Grandiflora (Large flowered). **Mixed. Pkt., 25c.**

Cobaea Scandens (Cup and Saucer Vine)


A climber of rapid growth, attaining a height of as much as 30 feet in the season. Valuable for covering a trellis, arbors, trunks of trees and will cling to any rough place. It is covered with immense quantities of bell-shaped flowers set in a saucer which gives it the name of "cup and saucer" plant. Its foliage is very beautiful and it is one of the annual climbing vines with which you will be well pleased.

Gurney's Purple flowered. Pkt., 10c. Gurney's best mixed. Pkt., 10.

Cardinal Climber

(*Ipomea Quamoclit Hybrida*)

One of the finest annual climbers. Very graceful and beautiful, growing rapidly, it reaches a height of twenty feet; densely clothed with lacinated, rich green leaves. The numerous clusters of fiery scarlet, tubular spear-shaped flowers resemble the cypress vine, but are much larger, often measuring one and one-quarter inches across. **Pkt., 15c., postpaid.**



Candytuft Rose

growing easily anywhere and blooming all summer. **Pkt., 10c.**

Centaurea

Centaurea Imperialis — The bushes are about four feet high and covered with large, sweet-scented flowers. Will keep for over a week in water if cut when about to open. **Pkt., 10c.**

Corn Flower — The Blue Bottle, or Bachelor's Button, is one of the most attractive of all hardy annuals, with its graceful beauty of its old-fashioned flowers. Colors include dark, light blue, pink, rose and white. **Pkt., 10c; oz., 35c.**

Dusty Miller (*Centaurea Gymnocarpa*) — This beautiful, fine-cut, silver foliaged border plant, is used extensively for borders along walks and around various flower beds like Salvia, Cannas and other taller growing plants. **Pkt., 15c.**

Gurney's Selected Calendula

Pot Marigold — One of the surest annuals, easy to grow and literally covers itself with large double yellow flowers about two to three inches across. One of the best for cut flowers as they last after cutting often as many as ten days, then the more you cut, the better they bloom. For cut flowers, cut as soon as open, to keep plants blooming over a very long period, cut flower stems as soon as flowers fade. These plants are also called "Pot Marigolds" as they resemble the marigold, and respond beautifully to pot culture in the home in winter or summer, very hardy annual, height about eighteen inches. **Pkt., 10c.**

Coleus

A beautiful class of well known and popular decorative foliage plants. For bedding or pot culture. **Choicest New Hybrids. (Mixed). Pkt., 25c.**

Coleus Bed — In a Portland, Oregon, park, this picture was taken by us on our Western trip. It is one of the many beds made in the Portland parks with the beautiful Coleus. These plants are of many beautiful colors and a package of the seed will produce many plants of bright, beautiful foliage. 'Tis a pleasure to watch them grow and develop. Select the most beautiful ones in the fall before frost for pot culture; easily grown.

Early Flowering Cosmos



Cosmos

Candytuft

All the varieties look best in beds or masses. Seed sown in autumn produces flowers in early spring. When sown in April, flowers from July to September, and some of the sorts till frost comes. Hardy annual, 1 foot.

Empress, or Snow Queen — A complete mass of large snow-white flowers. **Pkt., 10c; oz., 30c.**

Dark Crimson — We all know the Candytuft, the white variety, and love it for the beautiful borders it makes. This new dark crimson variety produces largest racemes of flowers of a beautiful dark crimson and makes a wonderful border. **Pkt., 10c; oz., 30c.**

Candytuft Giant Hyacinth — The little Candytuft we have known for so many years and used for border purposes is being superseded by this pure white giant. Flowers are grown compactly on stems about eight to ten inches high. Borne in abundance. **Pkt., 15c.**

Candytuft Rose Cardinal — All of the Candytuft we have known have been of the white variety. In inspecting the fields of flower seed, we found this cardinal-flowered candytuft, and it is a wonderfully beautiful flower, growing about the right height for bedding purposes. Very desirable. **Pkt., 15c.**

Clematis, Perennial

A very fine hardy climber; leaves bright and glossy green; flowers small and Hawthorne scented, and just covering the plant when in bloom. Excellent for covering trellises or fences.

Hybrids Mixed — Attractive shades of purple, lavender, white, etc. **Pkt., 10c.**

Cigar Plant

Cigar Plant (*Cuphua Mineata New Hybrid*) — This is not the little cigar plant that is ordinarily grown in the greenhouse, but the one producing thousands of the little cigar-shaped flowers,



Candytuft Giant Hyacinth

Wild Cucumber

The most rapid growing vine in existence. It will make a growth of 50 feet in a single season and will cover unsightly places quicker than anything else you can plant. It is an excellent shade for summer houses or to train over trellis or porches. **Pkt., 5c; oz., 25c.**



Wild Cucumber

Cannas

Extra Choice Mixed—Seed saved from 20 varieties of only the very best of the large or Gladiolus flowered type. Blooms in about ten weeks after planting. **Pkt., 10c; oz., 35c.**

Celosia or Cockscomb

Giant Crimson Empress Maxima—Dwarf plants bearing mammoth bright cockscomb and bronze foliage, making it one of the most attractive of all the Cockscombs. **Pkt., 10c.**

Dwarf Cockscomb (Cristata Nana)—Low growing plants with showy combs. Choice mixed. **Pkt., 10c.**

Chinese Wool Flower—This recent novelty is the most curious as well as the most showy of all Celosias. The round globular flowers, appearing like large balls of bright red wool, start blooming in July and continue until cut down by frost. The flowers do not fade but increase in size and brilliancy throughout the season. They are excellent for bedding or specimen plants. Height, 2 to 3 feet. **Pkt., 10c.**

Gurney's Golden Plume—This is identical with the Chinese Wool Flower but produces the bright, golden-yellow plumes. **Pkt., 10c.**

Ostrich Feather (Celosia Plumosa)—A beautiful feathered Celosia, producing large bright crimson and orange plumes. A packet of each with the taller for the center and the dwarf for the outer edge would make a beautiful bed.

Tall—Mixed, 3 feet. **Pkt., 10c.**

Dwarf—Mixed, 1½ feet. **Pkt., 10c.**

Castle Gould—A distinct type of Celosia Plumosa literally clothed from base to summit with immense feathered heads. Pyramidal growth, two to three feet high; the profusion of long continued bloom being remarkable. The colors are blood red, carmine yellow, golden orange, scarlet and wine red. **Mixed Pkt., 10c.**

Blue Bell (Perennial)

Canterbury Bell (Campanula medium)—Blue bell, handsome, easily grown herbaceous plants of stately branching habit and profuse blooms for beds and backgrounds. They produce long racemes of strikingly effective bell-shaped or saucer-shaped flowers of rich color. A hardy biennial.

Sow seed early in spring. In the fall should be transplanted or thinned to eighteen inches or two feet apart and given some protection in severe winter weather. Height, two to four feet. **Pkt., 10c.**

Coreopsis Grandiflora (Perennial)

One of the finest hardy perennial plants. Bright yellow flowers, which bloom from June until frost. **Pkt., 10c; ¼ oz., 25c.**

Cowslip (Primula Veris)

Invincible Giant—Quite distinct from the ordinary Cowslip, both in stronger growth of the plant and in the massive flowers, which are borne on stout stems 12 to 15 inches high. The colors range from pure yellow and orange to the deepest scarlet and crimson. **Pkt., 20c.**

An Old-Fashioned Flower Garden

We often hear the above expression in driving by a home with a back or side yard filled with beds of glowing annuals. The up-to-date landscape gardener objects to this display and calls it "landscaping of the Gardenesque variety." I notice, however, the passerby always stops and admires this wealth of color and remembers the place pleasantly thereafter, especially if the good wife appears on the scene and hands a well-arranged bouquet to the onlooker. Let's all have a little of the Gardenesque landscaping to freshen up the tired eyes.

Carnation

The Carnation has always been one of the most esteemed of the florists' collection, and there is no flower more desirable for the garden. Sow under glass and when of sufficient size transplant one foot apart each way. Half-hardy perennial, 1½ feet.



Carnation

Extra Choice Double Mixed—Seed saved from the choicest German and English stocks. A large portion of this seed will produce double flowers. **Pkt., 15c.**

Marguerite—Very free flowering. Will be in full bloom in four months after sowing, flowering in profusion until checked by frost. They flourish well in open ground. It is many shades of red, pink, white, variegated. **Mixed Pkt., 10c.**

Cypress Vine

A most beautiful vine, with delicate fern-like foliage and beautiful star-shaped rose, scarlet and white flowers. **Pkt., 10c; oz., 30c.**

Chinese Lantern (Perennial)

A showy variety of Winter Ground Cherry, 18 to 24 inches high and producing large, balloon-like fruits, changing from green to bright crimson as the season advances. Husk covering the fruit measures nearly 2 inches through, the fruit about three-fourths of an inch through and excellent for eating or for preserving. It bears fruit at every leaf bud, late in the season is a solid mass of crimson. Hardy perennial, roots living over winter in the ground. **Pkt. 15c.**



CYPRESS VINE.



Cannas



Chinese Wool Flower



An Old-Fashioned Flower Garden



Chrysanthemums

Chrysanthemum

The annual Chrysanthemums are distinct from the autumn flowering, blooming all summer and making a gorgeous display.


Annual Double White Snowball—A magnificent variety growing about 18 inches high and blooming continuously throughout the summer. They are covered with clusters of double pure white flowers of a beautiful fringed appearance. Will last a week or two after being cut. **Pkt., 10c.**

Annual Double and Single Mixed—Beautiful double and single types in a wide range of colors. **Pkt., 10c.**

Chrysanthemum—The Sultan—Commonly known as Painted Daisy. An annual plant growing about twenty inches high, exceptionally free bloomer and easily grown. **Pkg., 10c.**

Dahlia

The New Cactus—One of the finest flowers of late introduction and where known is rapidly taking the place of the old standard Dahlias. Flowers are quilled and curved, resembling Chrysanthemums; grown on long stems, which makes them especially valuable for cut flowers. Our seed is all saved from the newest and most perfect varieties. **Pkt., 15c.**



Dianthus

Dianthus, Pink Heddewegia, Perennial

Mixed—For brilliancy of coloring and markings, as well as beautiful forms of flowers, this family cannot be surpassed. The colors range through white, pink and crimson to the very deepest maroon; many varieties are finely fringed. Hardy biennials, but are better treated as annuals as they bloom early from seed sown in the spring. Fancy mixed. **Pkt., 5c.**

Dianthus—Chinese or Indian Pinks—Hardy biennials; bloom early from seed; extra double flowers in choicest mixture of bright single colors, variegated and spotted. One of the finest for massing in beds. **Pkt., 10c.**

Dianthus Nobilis—This is of the Royal pinks, covering a range of rose, pink and dark crimson shades, with dark eyes, petals double and lacinated. Very compact bushes, living for two seasons. Flowers exceptionally large. **Pkg., 15c.**

Dianthus Lacinated Splendens—This is the hardy garden pink, with the petals lacinated so that it is a waving mass of beautiful colored flowers blooming from early summer until late in the fall and living through to the next year for another season of unrivalled flowering. **Pkg., 15c.**

Digitalis or Foxglove, Perennial

The Foxgloves are quite stately and highly ornamental plants when well grown, with flower stems at least three feet in height. They are fine for the mixed border or planted singly in half-shady places near a walk or drive. The racemes of flowers are often two feet in length, containing scores of the pretty spotted thimble-shaped flowers. Perfectly hardy. Sow seed in spring in the garden and transplant as desired. **Perennial. Mixed varieties, pkt., 10c.**

Daisies


English Daisy Double—This hardy, early spring blooming plant can be successfully grown and wintered with a little winter protection. Sow the seeds early and it will bloom the first year giving you equally as good flowers in the border as you could get from an annual. Maximum height 6 inches, producing flowers in various shades of pink and white, double mixed, Chinese varieties. **Pkt., 10c.**

Brachycome (Swan River Daisy)—This three flowered, dwarf-growing annual is covered during the greater part of summer with a profusion of pretty blue and white flowers. Is especially suitable as edging for small beds or pot culture. Height 9 inches. **Pkt., 10c.**

Shasta Daisy (Alaska)—Hardy perennial. A bed of these giant white Daisies in full bloom is a sight worth seeing. The flowers measure 3½ to 4 inches across and are borne on stems 18 inches to 2 feet long. The numerous long, slender-stemmed white flowers rise most gracefully amid the hed of green, blooming all through the spring and summer months. The flowers keep in water for two weeks.

With slight winter protection of straw or litter they will live and bloom for years. I have at my home plants more than five years old producing hundreds of flowers more than 3 inches in diameter, a veritable snowdrift at blooming time. Blooming period about six weeks. Of the many varieties the Alaska is best bloomer and hardiest. Seed may be started in the house or hot beds, transplanted to the open for early flowers; they may also be sowed in the open. Blooms first season. **Pkt., 10c.**

Golden Orange Daisy, African—This flower is from South Africa and is the easiest grown of any of the showy border plants. It grows to a height of about fifteen inches and blooms profusely all summer. Seeds planted in the open ground in early May were flowering in July and continued until frost came. In our trial ground it was the most attractive flower of any shown there; the flowers are about two and one-half inches across and the most beautiful golden orange color. We recommend this specially for borders and along walks. **Pkt., 10c.**

Digitalis
or Fox Glove

Shasta Daisy, Alaska

Escholtzia

Burbank's Crimson Flowering — This was raised by selection for nine years from one of our common California "Poppies," which showed a thread of crimson on the inside of one of the petals. The plants grow about one foot high and a foot or more across. **Pkt., 10c.**

Golden West — A grand strain of the well-known favorite California Poppies. The flowers have large, overlapping petals, which are often delicately waved at the edges, showing beautiful and varied forms. The color is an intense shining yellow, with an orange blotch. Hardy annual. **Pkt., 10c; oz., 25c.**

Four o'Clock, Marvel of Peru

A handsome, free-flowering, half-hardy perennial, blooming the first season from Seed. The flowers, which are produced in clusters, open in the afternoon and wither the next morning. They can be kept like Dahlias. Our mixture contains a fine variety of colors. **Pkt., 10c; oz., 30c; ¼ lb., 60c.**

Gurney's Giant Scarlet: A mass of red flowers, blooming over a long period. A row of these in the flower garden produces almost a startling effect during the late afternoon and evening. **Pkt., 10c.**

Gurney's Red and White Striped: A beautiful variegated, free blooming plant, pyramidal in shape. **Pkt., 10c.**

Gurney's Pure White: Extra large pure white flowers. Produces in profusion over a long period. **Pkt., 10c.**

For-Get-Me-Not

This charming little blue flower succeeds best in damp, shady situations, but will thrive in almost any soil. The Victoria Blue which we offer is the largest flowering, and continues to bloom the longest of any. **Pkt., 10c.**



Helichrysum or Everlasting Flower

Hibiscus or Mallow (Perennial)

Shrub-like plants growing from four to six feet high and bearing bright colored flowers varying from three to five inches in diameter. Perfectly hardy and therefore excellent for mass planting with shrubbery. A fine background for any garden. **Pkt., 10c.**

Everlasting or Eternal Flower — Helichrysum

These are of the most beautiful colors, pink, white, red, yellow, lavender. They bloom on good, strong stocks, standing 3 to 4 feet high and are as beautiful as any of the annuals you can have. Cutting these just as the buds commence to open, retaining their delicate colors perfectly and remain beautiful for several years. These are the genuine everlasting flowers. Plant liberally of these. Cut large quantities of the just opening buds and retain them for the holidays and for special occasions. Add a few green fern leaves or Plumosus fronds and you will have most beautiful bouquets for all occasions. **Mixed — Pkt., 10c.**

Fireball — A beautiful flower glistening in the sunshine like a burning coal. **Pkt., 10c.**

Golden Globe — A beautiful branching plant covered continuously during the summer; flowers of golden yellow. The waxy finish makes them shine as though varnished. **Pkt., 10c.**

Silver Globe — This is a variation from the white eternal flower as it has a grayish shiny cast of silver; a wonderful bloomer holding its color indefinitely. **Pkt., 10c; 1 each of above, 30c.**

Heliotrope

Highly valued for the fragrance of their flowers and duration of bloom. Tender perennial, one foot high. Easily grown from seed, blooming the first summer if sown early.

Lemoine's Giant Hybrid. Choice mixed. **Pkt., 15c.**

Japanese Variegated Hop

Where an attractive climber is desired that will stand rough usage there is nothing better. The leaves are strikingly variegated; the first color is bright deep green, distinctly marked and blotched with silvery white tinged with yellow; now and then a leaf will be almost snowy white, and another one, almost pure green. A strong grower — 20 to 30 feet in a few weeks' time; not injured by heat or insects. Sow early in May. **Pkt., 10c; 3 pkts. for 25c.**

Hardy Perennial Sunflowers

Mixed — Contains the finest single-flowering hardy perennial sorts. Seeds sown early will produce flowering plants the first year; as subjects for the hardy border as well as for cutting they are of great value. **Pkt., 15c.**

Helianthus, or Double Sunflower — Double Chrysanthemum flowered. This variety grows about 6 feet high, and bears profusely all summer long. The perfectly double flowers are bright yellow and of many different sizes, from 3 to 6 inches in diameter. A row of these across our trial grounds this summer attracted great attention. **Pkt., 10c; oz., 20c.**

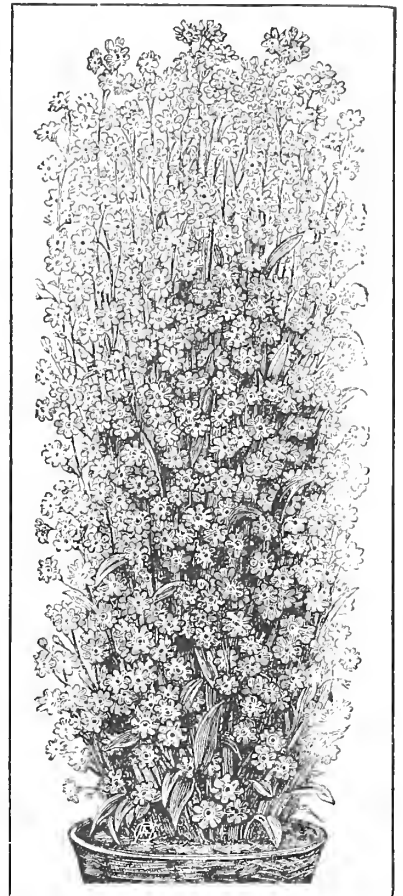
Gaillardia

Or Blanket Flower — Finest single mixed. The flowers are greatly admired for their rich blending of colors. They thrive well anywhere. Large single flowers in red, scarlet, yellow and orange. **Pkt., 10c; oz., 30c.**

New Double Gaillardia — Large bright-colored double flowers, useful for cutting. The colors embrace Sulphur, Golden, Yellow, Orange, Amaranth, and Claret. **Pkt., 10c; oz., 25c.**

Godetia

These wonderfully beautiful annuals have been developed and improved so rapidly within the last few years that you would hardly recognize them comparing them with those of previous introduction. These new plants and flowers resemble the high priced imported Azalea, but, unlike the Azalea, continue to bloom for a number of months in succession. They are compact, pyramidal, and globe shaped plants covered with beautiful flowers of varied colors, the flowers measuring about two to three inches across and of the most dazzling crimson. **10c per pkt.**



Forget-Me-Not



Gaillardia

Ornamental Grasses

The ornamental Grasses serve the double purpose of rendering the mixed flower-bed or border attractive during the summer and for the use of the spikes or panicles in a dried state in winter bouquets. For large beds or groups on lawns nothing gives a finer effect, and they are now largely used in prominent position in many of the finest public parks, etc. The following are the most popular varieties:

Briza Maxima (Quaking Grass) — In great demand for grass bouquets. **Pkt., 5c.**

Coix Lachrymae (Job's Tears) — Broad, corn-like leaves and hard, shining pearly seeds; annual. **Per oz., 20c; pkt., 5c.**

Eulalia Zebrina (Zebra Grass) — Light green, barred with creamy white. Variegation runs across foliage. **Pkt., 10c.**

Gynerium Argenteum (Pampas Grass) — White silvery plumes; perennial; blooms the second season. **Pkt., 10c.**


Pennisetum Longistylum — Extremely graceful greenish-white plumes excellent for beds; annual; 2 feet. **1/4 oz., 30c; pkt., 10c.**

Rueppelianum (Purple Fountain Grass) — Graceful green foliage and purple plumes, unequaled as an edging to a bed of Canas or other tall plants; annual; 3 feet. **Per 1/4 oz., 30c; pkt., 10c.**

Uniola Latifolia (Spike Grass) — A pretty native perennial variety, with very ornamental graceful drooping panicles; 3 to 4 feet. **Pkt., 10c.**

Zea, Maize Japonica — A dwarf growing, fine leaved, white and green striped corn, resembling the old ribbon grass, but more beautiful and should be used liberally in the flower garden or with the ornamental grasses. This is a very attractive plant; grows anywhere. **Pkt., 10c.**

Collection Grasses — 8 varieties, **Pkt., each 50c.**



Hyacinth Bean

the most desirable climbing vine, grows rapidly, produces clusters of beautiful flowers and then covers itself with the bright pods. I want to say that all of the buildings at the Hospital are as well cared for and made just as beautiful as this one. The grounds are kept equally well and the whole institution is a credit to the United States.

Splendid climbers with abundant clustered spikes of purple and white flowers. It is of rapid growth and often runs 30 feet in a season. Height, 10 to 20 feet. Tender annual. **Pkt., 10c; oz., 25c.**

Ipomea, Moon Flowers

Tender annuals of rapid growth, with beautiful and varied flowers; for covering old walls, trellises, arbors or stumps of trees they are invaluable; 15 to 20 feet.

Heavenly Blue — Flowers, 4 to 5 inches across in large clusters produced in such abundance as to nearly hide the foliage; color a beautiful sky blue. **Pkt., 15c.**

Mixed, including blue, red and white. **Pkt., 10c.**

Ipomea Mikado — A new Japanese climbing vine, producing flowers measuring from 4 to 5 inches across, in the greatest variety of colors. The leaves are large, glossy dark green, and will grow to the height of 20 feet in a very short time. **Pkt., 10c.**

Ipomea Bona Nox — This is the Goodnight or Evening Glory. Flowers very large violet; commence opening in mid-afternoon and remaining open all night. **Pkt., 10c.**

Ice Plant

Handsome plant for baskets, rock work, vases and edgings. Leaves and stems appear as though covered with ice crystals; easily grown. **Pkt., 10c.**

Iris (Flowering Flag) Perennial

Kaempferi (Japanese Iris) — The seeds we offer have been saved from our own unrivalled collection, and should produce only varieties of the highest merit. Blooms the second year from seed. **1/4 oz., 30c; pkt., 10c.**

Japanese Kudzu Vine Perennial

The most remarkable climbing vine of the age and should be planted by everyone for dense shade of porches, arbors, or places where you wish to screen outbuildings. It comes from Japan, the land of the flowers and of the most curious vegetable productions. The blossoms are large and borne in pinnacles like Wistaria, much larger in size and better clusters. Color, purple; blossoms very freely and early. It requires but little care and its hardy nature commends it to all. **Large pkt., 10c; 1 oz., 35c.**

Kochia, or Summer Cypress

An easily grown annual about 3 feet high. Throughout the summer it is a beautiful green, but turns to a bright red in autumn. It is of perfectly rounded form, with very fine foliage and stems. Is used for ornamental exhibits or borders. **Pkt., 10c.**

Lobelia—Crystal Palace

A most excellent and useful plant for bedding. Compact, erect growth, flowers deep blue. Seed should be covered lightly. **Pkt., 10c.**

Lily of the Valley — Very small and sweet and dainty; the creamy white scalloped bells pendant along slender stems. They make up (with their broad shiny leaves) into dainty bouquets of fragrance. They spread actively from the roots and soon reclaim shaded, cold ground which otherwise would be cheerless and barren. **Pkt., 15c.**


Linnum or Scarlet Flax

One of the most showy annuals for flower beds and masses. Brilliant crimson-scarlet flowers, 1 inch across, borne in wonderful profusion. **Pkt., 10c; oz., 25c.**

Gourds

Gourds —

A tribe of climbers, with curiously shaped fruit in various colors. Being of rapid growth, they are fine to cover old fences, trellises, stumps etc. Do not plant the Seed till the danger of frost is over, and select rich mellow ground. Tender annual climbers, 10 to 20 feet. **Fine mixed, pkt., 10c; oz., 15c.**



Mixed Gourds

Calabash Pipe Gourd — A rapid growing climbing annual from South Africa. The very popular Calabash Pipes are made from the fruit. When grown to make pipes it is best to let the vines run on the ground like cucumbers. These pipes are very light and color nicely. **Pkt., 10c.**

Nest Egg Gourd — **Pkt., 10c.**

Hunnermannia

(Giant Yellow Tulip Poppy, or Bush Eschscholtzia)

Fumariaefolia — This is by far the best of the poppy family for cutting, remaining in good condition for several days. Seed sown early in May will, by the middle of July, produce plants covered with their large buttercup-yellow poppy-like blossoms and never out of flower until hard frost. The plants grow about 2 feet high, are quite bushy, with beautiful feathery glaucous foliage. **1/4 oz., 25c; pkt., 10c.**

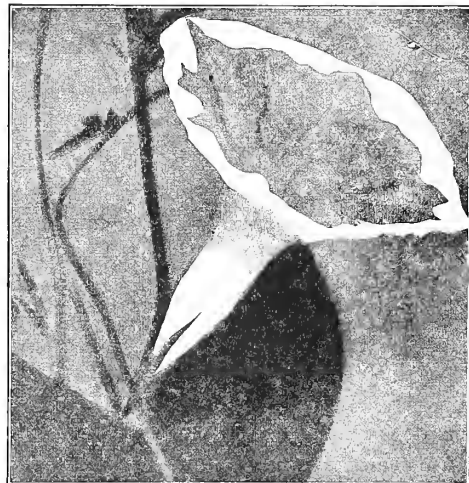
Hollyhock Perennial

Mammoth Fringed Hollyhock, Allegheny — The flowers of this grand variety are from 4 to 6 inches across, single, finely fringed and curled. Colors, shell pink, rose, and ruby red, crimson and maroon. The blooming season is from June until frost. **Choice mixed, pkt., 10c; oz., 30c.**

Double — The stateliest of all flowers growing to a height of six feet and taller and covered with large, brilliant colored flowers in various forms. We have improved this old garden favorite until they are the highest and best type yet developed. Colors ranging from white and apricot, rose, cerise and crimson, to the darker shades of wine, maroon, and black. Our strains will surely please you. Every garden should have some of these majestic flowers. **Pkt., 10c; oz., 35c.**

Gurney's Bright Red Hollyhock — Many people wish to grow hollyhocks of straight varieties for particular purposes. The seeds of these straight varieties are saved from the finest double flowers and will give you satisfactory results. **Pkt., 10c.**

Gurney's Yellow Hollyhock — Produces plants from 6 to 8 feet tall, covered nearly from the ground to tip with monstrous yellow flowers. **Pkt., 10c.**



Moon Flower

Lupinus

Mixed—Deep blue Texas Lupin—Loveliest spikes of deepest sea blue flowers, delicate fragrance, easily grown and very satisfactory. **Pkt., 10c.**

Lychnis Perennial

Chalcedonica, or Burning Star—One of the greatest hardy perennial, which grow and bloom year after year, requiring no protection and easily started. Color, brilliant scarlet. **Pkt., 10c.**

Delphinium Larkspur, Annual Varieties

The branching variety grows two feet high, and should stand eighteen inches apart. The annual varieties are very free bloomers, and produce large spikes of flowers, white, pink, rose, light blue, dark blue and violet. In some varieties the flowers are double, in others single. The beautiful plume-like foliage is very ornamental.

Double Rocket—One foot in height, mixed colors. **Pkt., 10c.**

Delphinium True Perennials


Delphinium Chinensis (Azure Fairy)—This is the best of all of the Delphiniums, blooming very early, branching very close to the ground and producing long fronds of azure blue flowers. **Pkg., 15c.**

Delphinium—Hardy Larkspur—Bloom freely the first year from seed. In our trial grounds, these are the most showy of any of the flowers for the longest period during the first season. The flowers vary in shade from light lavender to the deepest blue. They are borne on spikes eighteen inches to three feet high and are excellent cut flowers. The advantage of this hardy Delphinium is that when you plant them you have them for several years. They come up and bloom early in the spring. **Pkt., 10c; 3 pkts., 25c.**

Album—The true perennial delphinium or Hardy Larkspur is generally known only in the blue colors but there are a number of other colors including the pure white of the Album. **Pkt., 10c.**

Tall Morning Glories

Fine Mixed—A great variety of colors of the popular old-fashioned Morning Glory. **Pkt., 5c; oz., 15c.**
Imperial Morning Glory, Fancy Fringe—Exceptionally large flowers, beautifully fringed and ruffled, contains all and many more colors than the ordinary Morning Glory. **Per pkt., 10c.**



Morning Glory

Primrose Primula

Primroses are charming plants which blossom freely during the spring and winter. They are of easy culture and should be sown from March to May and again in July to August for a succession of bloom. All make splendid pot plants and some blossom freely out of doors even during the winter.

Giant Flowered—The beautiful Fringed Chinese and Obconica Grandiflora are large flowered, bloom freely for several months and are of the very best house plants. We offer only the best seed. **Giant Flowered Mixed**—**Pt., 25c.**

Mignonette

Seeds of Mignonette may be sown at any season, so that a succession of flowers can be secured. Seeds sown early in the garden will give flowers through the summer. Very few cultivate the sweet Mignonette compared with the many that might show their love for this sweet little flower. Annual.

Sweet—Well-known, fragrant. **Pt., 10c; oz., 30c.**

Mourning Bride

Scabiosa or Sweet Scabious—An old-fashioned but most attractive flower. Its great abundance and long succession of richly colored, fragrant blossoms on long stems make it one of the most useful decorative plants of the garden. Desirable for cutting as well as for beds and borders. Flower beads about two inches across; florets double, surrounding the thimble-shaped cone, and giving a fancied resemblance to a pin cushion.

Seed may be sown in place as soon as ground can be worked; or for earlier blooming sow in hotbed early in spring and transplant one and one-half feet apart. Hardy annual; about two to two and one-half feet high. **Pkt., 10c.**

Marigold

The African and French Marigolds are valuable for their flowers in autumn, and can be grown to advantage in the little clumps with other plants in the front of shrubbery or in the garden border. The African varieties are the taller in growth, and produce large, self-colored blossoms. The French varieties are smaller, some of them being elegantly striped and spotted. The dwarf-growing kinds adapt themselves to spots where the taller varieties would be unsuitable. They succeed best in a light soil, with full exposure to the sun. Annual.

African Marigolds—Mixed varieties. **Pkt., 10c; oz., 40c.** **French Marigolds**—Mixed. **Pkt., 10c; oz., 40c.**
Marigold Tagetes—This is of the Pumila or miniature type, flowers bright orange, produced in abundance and extra fine for border work. Growing only about eight to ten inches high. **Pkg., 10c.**

Marigold Golden Ball—Brightest golden yellow flowers outcurved forming a perfect ball. One of the most satisfactory and easily grown annuals. **Pkt., 10c.**

Nasturtiums

I inspected the fields of Nasturtiums this summer when they were in full bloom; fields of more than ten acres in one body, a glowing, quivering mass of color. My wife compared it to an immense velvet carpet. It was a wonderful sight and one that will not be forgotten. Small beds of Nasturtiums are equally as beautiful on a smaller scale. The Nasturtium is one of the flowers you should plant largely of; the dwarf fellows in the beds and borders and the tall fellows for covering fences, objectionable objects or low buildings.

Tall or Trailing Nasturtiums

These are all of strong, vigorous growth and can be trained upon strings or wires, or for covering fences or trellis.

Golden Leaved Scarlet—This exceptional and odd variety is outstanding among the varieties of Nasturtiums on account of the contrast of the velvety, maroon flower against the golden yellow foliage. **Pkt., 10c; oz., 25c; ¼ lb., 60c.**

Sunlight—Flowers of the largest size are most beautifully colored. Clear, rich golden yellow. In this you will find flowers measuring nearly three inches across and are produced most profusely. **Pkt., 10c; oz., 20c; ¼ lb., 45c.**

Midnight—Plants of extremely deep dark green foliage, flowers are a deep brownish red. The soft, velvety texture of petals is crumpled or partly folded. **Pkt., 10c; oz., 20c; ¼ lb., 45c.**

Ruby—Flowers of exceptional size and of deep rosy red, changing to lighter rosy pink. A beautiful variety. **Pkt., 10c; oz., 25c; ¼ lb., 60c.**

Tall Mixed—Including all of the above and hundreds of other varieties. **Pkt., 10c; oz., 15c; ¼ lb., 40c; lb., \$1.10.**

Dwarf or Tom Thumb Nasturtiums

These are dwarf, compact, rounded growth, and, like all Tom Thumbs, succeed on light, well-drained soil, or in slightly raised beds. The Tom Thumb Nasturtiums are much freer bloomers than any of the other varieties and are excellent for border plants.

King Theodore—Dark foliage and flowers of a rich, velvety crimson. **Pkt., 10c; oz., 25c; ¼ lb., 40c.**
Empress of India—Deep purplish green leaves, flowers dark rich salmon-scarlet. **Pkt., 10c; oz., 25c; ¼ lb., 40c.**


Chameleon—It is unique in bearing flowers of quite distinct colorings on one and the same plant. It is one of the most brilliant and showy of all the dwarf nasturtiums. **Pkt., 10c; oz., 20c.**

Dwarf Pearl—This is a very pleasing, creamy-white, free bloomer and a good plant. **Pkt., 10c; oz., 20c.**

Vesuvius—Flowers very large, finely formed and the broad petals are salmon rose, heavily veined with salmon orange. Foliage dark green. Very beautiful. **Pkt., 10c; oz., 25c; ¼ lb., 60c.**

Queen of Tom Thumbs—These are the baby class of nasturtiums. Form, neatly rounded, with beautiful variegated and marble leaves of silvery white. Flowers rich purple crimson, which show to the greatest advantage against the background of silvery variegated leaves. **Pkt., 10c; oz., 35c; ¼ lb., 95c.**


Tom Thumb Mixed—This mixture is composed of all of the best Tom Thumbs and is remarkable both for brilliancy of color and perfection of individual flowers. The low price at which we are offering this seed brings it within the reach of everyone, and it should be planted liberally. **Pkt., 5c; oz., 15c; ¼ lb., 40c; lb., \$1.10.**



Marigold (Golden Ball)



Balcony Petunias



Rosy Morn

This type of single Petunias, although one of the best for general outdoor culture, is used most extensively for balconies, window boxes, hanging baskets, rockeries, etc. This strain begins blooming early in Spring and continues long after the first frosts. Seems to be no limit to its ability to flower, as it is one continuous mass of bloom. The more it is cut the more it blooms. **Pkt., 10c.**

Rosy Morn—This is of the new dwarf growing type, producing flowers of a most beautiful shade of pink, continuous blooming from early in summer until freezing weather. **Pkt., 15c.**

Balcony Blue—Dwarf growing, almost continuously covered with velvety indigo blossoms. **Pkt., 10c.**

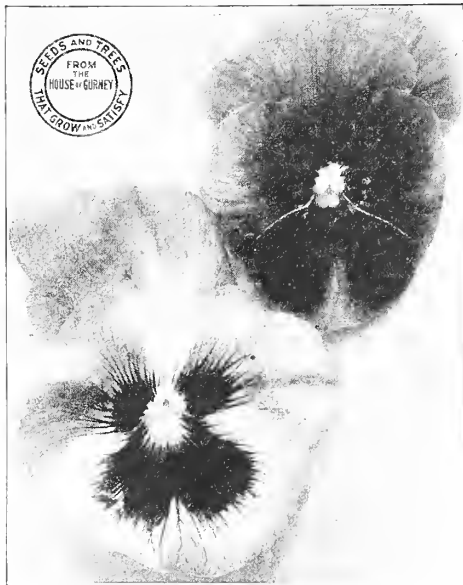
Balcony White—Identical in growth with the others but produces a pure white flower. **Pkt., 10c.**

Balcony Crimson—Produces rich, velvety crimson flowers, that can only be appreciated when you see them. **Pkt. 10c.**

Platycodon (Chinese Bell Flower)

Perennial plants with showy flowers. Blooms from spring until early fall. Height, 1 to 2 feet.

Finest Mixed—Blue and white flowers. **Pkt., 10c.**



Masterpiece

Rich golden yellow with pure shining black blotch. **Pkt., 15c.**

Snow Queen—A magnificent pure white, of size and heavy texture. **Pkt., 15c.**

Masterpiece—This is the latest in pansies. The large flowers have such a mass of substance that they are waved and beautifully ruffled on the edges. **Pkt., 20c.**

Black King—Large coal-black flowers of velvety texture. **Pkt., 15c.**

Odder or Blotched, mixed. **Pkt., 10c.**

Trimardeau Giant—These include the best of the German Giant Pansies, ruffled edges and various colors. **Pkt., 15c.**

Phlox (Annual)

For a splendid mass of colors and a constant display that is not excelled by any other annual, commencing to bloom quite early and continuing until severe freezing. The Phlox colors range from purest white to blood-red or crimson. For masses of separate colors and for cutting for bouquets for vases are unsurpassed. The seed may be planted in the open ground May 1st or in hot-bed or house earlier, and afterwards transplanted to where wanted. Give good, rich ground and set plants 8 to 10 inches each way. Hardy annuals; 1 foot.

Phlox Drummondii, Grandiflora—Large flowered section. These are decided improvements over the old class, with much larger flowers, a better range of colors and of more compact growth. Choice mixed, all colors. **Pkt., 10c.**

Gurney's Bright Scarlet (in the Mixed Phlox) Drummondii—You will have a dozen different shades and colors of this dwarf-growing annual but many times you need the pure colors for special purposes and this bright scarlet will meet your greatest expectations. **Pkt., 10c.**

Gurney's Shell Pink—This dainty colored flower is the best of the Drummondii flowers in its color. **Pkt., 10c.**

Star-Shaped Phlox—The most interesting of the Phlox family, bearing pretty star-shaped and fringed flowers, rich in colors, varying from violet blue to deep rose and blood-red, margined with white. Starred and fringed; choice mixed. **Pkt., 15c.**

Hardy Phlox (Perennial)—No class of hardy plants is more desirable than the Perennial Phloxes. They will thrive in any position and be used to advantage in the hardy border in large groups on the lawn, or planted in front of belts of shrubbery, where, by judicious pinching back and removing faded flowers, a constant succession of bloom may be had until frost. **Pkt., 15c.**

Portulaca or Moss Rose

Moss Rose—There is scarcely any flower in cultivation that makes such adazzing display of beauty as abed of many-hued, brilliant-colored Portulacas. They thrive best in a rather rich light loam or sandy soil, and an exposed sunny situation.

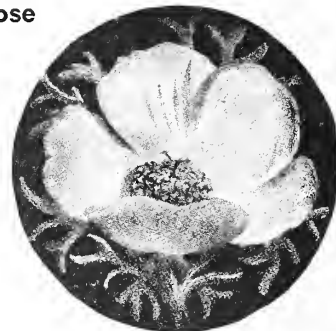
Single Mixed—All colors. **Pkt., 10c.**

Double Finest Mixed—Flowers perfectly double, of the most brilliant scarlet, crimson, rose, white, yellow, etc. **Pkt., 10c.**

Pyrethrum (Golden Ball)

This is especially desirable for markings, borders or designs.

Grows about six inches high, produces a wonderful quantity of small golden flowers, which makes it extra desirable for borders, etc. **Pkt., 10c.**



Portulaca

Petunia

For outdoor decoration few plants are equal to this. They commence flowering early and continue a mass of bloom throughout the whole season, until late in the fall; easily cultivated.

Single Grandiflora—Choicest mixed seed, saved from show flowers. Very large. **Pkt., 10c.**

Hybrida Striped Mixed—**Pkt., 15c.**

Howard's New Star—Each flower shows a large, distinct five-pointed white star on a bright crimson or purplish crimson ground. Late in the fall, when the weather becomes colder, the edges of the white star become feathery with fine lines of rose and crimson, while on other flowers the entire white portion is suffused with soft rose pink. The plants begin to bloom early and flower profusely. **Pkt., 15c.**

Pansies

Best Mixed—One of the most interesting classes of flowers grown. A bed of Pansies in bloom always has something new for you in variety of color and marking, every time you visit it. Are in bloom continuously from spring until late fall. The seed may be sown in the hot bed, in boxes in the house or in the open ground. Very best mixed. **Pkt., 10c.**

Gurney's Special Blend of Fancy Giant Pansies—The increasing popular demand for the highest class of Pansies leads us to offer you this blend of varieties that cannot be excelled, containing as it does the largest and most beautiful of all of the blotched, frilled and the smooth, well formed and monstrous Pansies with a range of color, covering all of Pansydom.

The texture of these flowers is heavy and velvety. The flowers are borne on large, stiff stems which make them of exceptional value for cut flowers, lasting as they do for many days. They are especially fine for center pieces for tables when used in low dishes with plenty Pansy foliage.

To secure the best results and the greatest number of flowers, they should be cut continuously from the time they commence blooming. They will then continue until freezing weather and often with a slight covering of straw will continue to bloom nearly through the Winter. These varieties are hardy enough to withstand most Winters and commence blooming as soon as the ground is thawed in the Spring, producing immense quantity of flowers the second year.

The seed of this Special Gurney Blend is necessarily higher priced than the common, but is worth many times the difference. **Pkt., 30c; 1/2 oz., \$1.50; 1/4 oz., \$2.50.**

Special Strains

Orchid-Flowered—This distinct and beautiful strain will appeal to those who prefer delicate shades and soft tints of coloring. Includes orchid shades of chamois, pink, lilac, rose, orange and lavender. **Pkt., 15c.**

Lord Beaconsfield—Ultra-marine blue, shaded with violet. Gradually shading to a velvety white on the upper petals. **Pkt., 15c.**

Lord Baltimore—A fine counter-piece to President Carnot.



Drummondii Phlox



Poppies, Annual

This exceedingly showy and easily cultivated class of plants grows and blooms in any ordinary soil, and is among the showiest of all annuals. Sow the seed where the plants are intended to be grown.

Shirley—Fine for cutting, cut in the morning while the dew is on. The colors range from bluish-white through many tints to bright crimson. Mixed 2½ feet. **Pkt., 10c; oz., 25c.**

Mikado—Very distinct in character and color from any other class of Poppies. The flowers are brilliant scarlet and white, with beautifully curved petals like a Japanese Chrysanthemum. **Pkt., 10c; oz., 25c.**

Double Mixed—Annual varieties. **Pkt., 10c; oz., 20c.**

Single Mixed—Annual varieties. **Pkt., 10c; oz., 20c.**

Poppy Peony Flowered—These are immense balls as large as the ordinary peony. Colors: very clear white to flaming scarlet. Stands about two and one-half feet high and bloom over a period of about four weeks. A bed of these is one of the most desirable in the annual garden. **Pkt., 10c.**

Poppy American Legion—Flanders Poppy—A new sentiment has been created around a common flower of the fields—the scarlet poppy. Immortalized in verse, in song, in picture, it now takes its proud place beside the more majestic blooms of the conservatory. All of us have a greater affection for the poppy after reading Lieut.-Col. J. D. McCrae's "In Flanders Fields." For garden cultivation in this country, poppies seem never to have been remarkably popular—possibly because despite their prolificacy they are fragile flowers and wilt quickly when cut. Nevertheless, it is the Schoolmaster's humble guess that the poppy is destined to take a more prominent place in our affection—and our gardens—than in past years. The association with the Fields of Flanders would accelerate this popularity. This is the regular Flanders poppy that the boys who were over there saw in the fields. Plant a package of these for the boys who went across. **Pkt., 10c.**



Peony Flowered

Poppies—Hardy Perennial Oriental Poppies



Mikado

New Hardy Perennials, Oriental Red—This new race of Oriental Poppies when once planted, continue blooming for several years without further trouble. The flowers often measure 6 inches across and are of the most intense brilliant red. **Pkt., 15c.**

Gurney's Ori-flamme—A gorgeous orange-scarlet, hardy poppy, blossoms for many years without replacing. Flowers will measure 6 to 8 inches across. **Pkt., 15c.**

Queen Anne Lace Flower

"In yе olden days" the Queen Anne lace was the most delicate and beautiful, and Nature has done its best to reproduce the delicate figures and beautiful patterns in this flower. The color is a charming, dainty baby blue. This Queen Anne Lace flower is one of the best for cut flowers, and when made up in corsage or table bouquets with sprays of Gypsophalia or other dainty foliage, it will please the most exacting. Easily grown; early and profuse bloomer. **Pkt., 10c.**

Ricinus or Castor Bean



Castor Bean, 13 ft., 8 ins. high

The Ricinus has very ornamental foliage and beautiful showy-fruit. Fine for the center of a bed, as it gives a magnificent semi-tropical appearance or planted thick, it makes a fine screen or hedge. Plant seed in open, very rich, deep-spaded ground, in a dry situation as soon as safe in spring.

Cambodgensis—The finest dark-foliaged Ricinus. Leaves maroon; stem nearly black; fruit bronzy purple. Five feet. **Pkt., 10c; oz., 15c.**

Iceland Poppies


(Papaver Nudicaule)

Hardy perennials, flower the first year from seed, blooming almost as quickly as the annual sorts. They are of graceful, neat habit, with bright green fernlike foliage, formed in tufts, from which issue slender stalks about 12 inches high, bearing their brilliant flowers in endless profusion. They remain evergreen throughout the winter, coming into bloom early the following spring.

New Hybrid Iceland—The latest development in this lovely species, varying in color from sulphur yellow through different shades of orange to chamois and salmony-rose, some of which are very striking. **Pkt., 15c.**

Peony Seed

We gathered a quantity of these seeds, more than we shall need for our own use in the production of new varieties. Peony seed, you understand, do not reproduce true to their parent, but produce different varieties of flowers single, semi-double and double. It is really worth while watching them from year to year, and a new varieties are produced in this way, you might secure something better than any of the varieties of today. They are very easily grown and bloom the second year after planting. **Pkt., 15c; oz., 65c.**



Seedling Peony

Saponaria (Bouncing Bet)

Caucasica flore pleno (Double-flowering Bouncing Bet)—A hardy perennial sort with white tinted rose, double flowers, produced all summer and fall; 15 inches. **Pkt., 10c.**

Vaccaria—A pretty and useful annual variety, grows about two feet high, and bears masses of satiny pink flowers somewhat like an enlarged Gypsophila; charming for cutting, adding grace to any arrangement of flowers. Several sowings should be made to keep up a succession of bloom. **Pkt., 10c; oz., 30c.**

Stocks Gilly Flowers

The Ten Weeks Stocks are generally cultivated, and bloom from 10 to 12 weeks after being sown; they grow from 6 to 13 inches high, and when grown in light, rich soil they bear an immense quantity of bloom, each plant forming a perfect bouquet of delightful fragrance. Half-hardy annual.

Double Giant Perfection Ten Weeks—Tall, late, flowering class. Choice mixed. **Pkt., 10c.**

Stocks, Bismarck Rose—Most of the stocks grow too tall and slender to be valuable in the Northwest gardens. This strain grows about eighteen inches high, branches clear from the ground and produces quantities of blood red flowers with white eyes. If you have been unable to grow stocks previously satisfactorily, this will surely be successful with you. **Pkt., 15c.**



Salpiglosis

Salvia, Scarlet Sage

America (Large Flowered)—Under our hot summer sun this "flame-colored" beauty is the most gorgeous of all plants. For months the blaze of flaming scarlet is intensely brilliant with great spikes of bloom, completely concealing the foliage. A single plant will carry as many as 200 spikes of flowers, each ten inches long. **Pkt., 15c.**

Salvia Volcano—Of all varieties of Salvia cultivated this is undoubtedly the most satisfactory and finest of them all. It grows about 20 inches high, pyramidal form, and is a mass of extra long racemes of fiery red, trumpet-shaped flowers. It is the earliest Salvia of any. Seed planted in the open ground will bloom by July 1st and continue until frost. The plants may be taken up from the open ground before frost and will bloom continuously in the house through the winter. It is easily grown from seed and comes true to name. For earlier flowers should be planted in a hot-bed and given same care as cabbage or tomatoes. Do not plant outdoors until danger of frost is over. **Pkt., 15c.**

Salpiglosis

Grandiflora—This has long been one of our Favorite Flowers but has never attained the popularity to which it is entitled. Nature can only plant its colors. It is a splendid half-hardy annual, with flowers of a peculiar richness, very delicately and beautifully penciled. Very effective in the sunlight, which brings out the beautiful tints and veinings. Unsurpassed for cutting.

After visiting the large flower seed growing farms and comparing one flower with the other, there were a few that were more satisfactory than the rest, and Salpiglosis is one of the best. Grows about three and one-half feet high, producing flowers nearly as large and about the shape of the Morning Glory, and comes in almost every color that one can imagine, deep blues, purples, crimson, yellow, white etc. **Mixed, pkg., 10c.**

Scarlet and Gold—This is one of the most beautiful of the bright colored varieties of Salpiglosis, selected from more than fifty varieties. A beautiful scarlet flower with gold markings. **Pkg., 15c.**

Violet—This flower is like the most beautiful piece of velvet cloth you can imagine. The best of the darker colors. **Pkg., 15c.**

Gurney's Crimson—This brilliant crimson large flowered, salpiglosis is one of the most attractive of this very attractive summer flower. **Pkt., 10c.**

Gurney's Rose and Gold—To appreciate this, have a little spot in the corner of the flower garden, plant to the various salpiglosis and you will have an abundance of the flowers during the summer. **Pkt., 10c.**

Sweet William, Hardy Perennials

The best varieties of Sweet William are of exceedingly beautiful colors, very large and perfect in form, with trusses of great size. Treatment as for Carnation. The plants are perfectly hardy, and may be increased by division of the roots. The colors pass from white to pink crimson, earmine and purple, with distinct eye encircled out flowers. It is well to new plants every year from seed, for old plants become debilitated and unsightly, and the flowers decrease in size.

Perfection—(Auricula-Flowered)—Single varieties, **mixed, Pkt., 10c.**

Dwarf Mixed—These seldom grow over 6 to 8 inches high. Profuse bloomers; excellent for borders or edging. **Pkt., 10c.**

Thumbergia

(Black-eyed Susan)

Beautiful, rapid growing annual climbers, preferring a warm, sunny situation; used extensively in hanging baskets, vases, low fences, etc., very pretty flowers in buff, white, orange, etc., with dark eyes; mixed colors; 4 feet. **¼ oz., 40c; pkt., 10c.**

Tritoma

Red-hot Poker, Flame Flower, or Torch Lily

Hybrida—The introduction of new, continuous flowering Tritomas has given them a prominent place among hardy bedding plants. It is not generally known that they are readily grown from seed, many flowering the first year if sown early. The seed we offer has been saved from our own collection, which is undoubtedly the finest in this country. Of course, for immediate results it will be better to get plants, but raising them from seed is highly interesting. **Pkt., 15c; 2 pkts., 25c.**

Mixed Flower Garden

This is a combination of all the very best annuals. We recommend this for sowing in beds where you want a quick showing of bright colors that will last until frost comes. Also recommend it highly for mixture with Lawn Grass where making a new lawn. Do not sow in pod, as it will not be satisfactory to you. Sowed on new lawns it gives a fine showing of all the best annuals mixed with green grass, where it pleases the eye and the little ones to see fine bright flowers. **Pkt., 10c; oz., 20c; ¼ lb., 60c.**

Japanese Flower Garden

For several years we have been trying to secure from Japan a satisfactory collection of their wonderful flower seeds for planting in lawns and borders. We have secured it this year and believe that everyone ordering flower seed should include at least a package of this. It can be planted with lawn grass or in beds by itself, and will prove one of the most satisfactory flower seed investments of the season. **Pkt., 10c; oz., 25c; ¼ lb., 70c.**

Violet

Sweet Violet—Well known, old fashioned hardy garden violet; prized for their fragrance and pretty blue and white flowers. **Pkt., 10c.**

Verbenas

Very few plants will make such a gorgeous display during the summer months as the Verbenas, or furnish more flowers for cutting. Start seed early in the spring and transplant after 3 or 4 inches of growth. Good healthy plants can be produced from seed as readily as almost any tender annual. They flower in July and continue until destroyed by frosts. Our stock today stands unrivaled.



Volcano



Mrs. D. B. Gurney and Daughter Bonnie

The little girl in the picture is now past 22 years, the mother a grandmother. This picture has appeared in the last twenty catalogs.

Auricula-Flowered, White Eyed—Mixed colors. **Pkt., 15c.**

Mixed Colors—**Pkt., 10c.**

Scarlet Defiance—Large trusses rich scarlet. **Pkt., 15c.**

Verbena Lucifer—This is the most brilliant scarlet of any of the Verbenas. Most of the scarlet ones have a white eye. Lucifer is entirely free from this. Free bloomer. **Pkg., 15c.**

Gurney's Mammoth Flowering Verbena—These produce individual flowers and clusters about twice as large as the ordinary flower. Blooms much earlier and lasts until it freezes in the fall. We furnish these in straight colors only, red, pink and white. **Per pkt., 15c; one pkt. each of the 3, 35c.**

Sweet Peas for 1927

Of all the annual flowers, there are none that have come into popular favor over the entire world and have been improved so much in the last few years as the Sweet Peas, and it is marvelous the wonderful improvement that has been made in them. From a few ordinary colors of inferior small flowers they have, by careful selection and breeding, covered almost entire range of colors and have produced flowers measuring over 2½ inches across, and from the old-fashioned straight-edge type they have produced the ruffled and the butterfly Sweet Pea. The most easily grown of any of the annuals, blooming from early summer until killed by the heavy autumn frosts. No other flower equals them for cutting and few last as well. To bloom to their best, the

flowers should be cut every day, in the evening. By morning the vines will be entirely covered with the bright showy flowers.

In visiting the fields of Sweet Peas we found almost thousands of varieties growing, most of the varieties producing very wonderful flowers, but we, by careful selection in the trial grounds, have decided on the varieties that we are listing here as the very best; every season improvement is made in Sweet Peas and the latest introductions are generally the best. We are listing those that pleased us and we are sure they will please you. The descriptions, which we are giving will be found very accurate.

We have discontinued grandiflora varieties as they are no longer desirable.

\$1.00 Spencer Collection 12 Pkts. Best Spencers \$1.00. Pkts., 12c; oz., 25c.

1. **Agricola**—A fine, large, white, slightly flushed lilac; very good Spencer form and pretty.
2. **Constance Hinton**—A black-seeded, white Spencer of enormous size and fine Spencer form. Young flowers generally tinted a trifle pink.
3. **Duplex Spencer**—Duplex cream pink, waved.
4. **Helen Lewis**—Standard orange; wings rosy salmon, large, wavy; one of the earliest Spencers and still a favorite.
5. **John Ingman**—Rosy carmine, showing veins of deeper shade. This variety and Helen Lewis were two of the first from Countess Spencer.

6. **Tennant Spencer**—Rosy purple, self color; shows the tendency towards Magenta.

7. **Marie Corelli**—Rose carmine, tinted cherry red; waved; brilliant rose carmine or red.

8. **New Margaret Madsen**—True lavender; the size of the blossom is almost double that of Margaret

Madsen; form is all that can be wished.


9. **Mrs. Routzahn**—Apricot suffused with pink; waved; a very pretty flower.

10. **Nubian**—Chocolate; self wave; better than Othello Spencer.

Special 75c Spencer Collection

America—Crimson scarlet, striped with white. The brightest striped and waved variety.

Hawlmart Pink—This, in my opinion, is the finest of the Spencer pinks.



Helen Lewis

Commodore Godsall—Bluish purple with distinct margins of lilac.

Dainty—Largest white Spencer, edged with clear rose pink.

Dobbie's Cream—Grand color. The best cream Spencer.

Fiery Cross—An entirely new shade of Turkey or military red.

Mrs. Cuthbertson—The best pink and white bi-color.

Nubian—Chocolate self. Long stems; borne in fours.

Royal Blue—The best purple. Color royal purple; deepens and improves as the flower ages.

50c Special Collection Per Pkt., 12c; oz., 25c

13. **King Edward Spencer**—Rich crimson, waved; flowers are large and of fine Spencer form. It is a vigorous grower and a good variety for exhibition and for garden.

14. **Mrs. Routzahn**—Apricot suffused with pink; waved; a very pretty flower.

15. **Loyalty**—Standard mauve, wings lavender, both striped on white. Medium size, hooded form. Is better understood as Countess of Radnor, striped white.

16. **Queen Victoria Spencer**—Primrose, flushed rose, waved, flushed rose in the primrose bud stage.

17. **White Spencer**—The best Spencer white. Flowers very large and magnificent waved form.

18. **Tennant Spencer**—Rosy purple, self color; shows the tendency towards Magenta.

30c Spencer Collection 3 Pkts. Pkts., 12c; oz., 25c

19. **Asta Ohn**—Pinkish lavender, the wings showing a little more clear lavender than the standard, good size and best Spencer form.

20. **King Manoel**—Giant, chocolate maroon. This, we think, is one of the largest and best maroon Spencers.

21. **Martha Washington**—White edged and flushed rose. Similar to Marchioness of Tweeddale, Eric Harvey, etc. Has much more color than Dainty Spencer or Elsie Herbert.

The Best 1927 Introductions


In offering the four following varieties of large flowering Sweet Peas, we are not only offering you the best of the 1927 introductions, but the best that have been introduced at any time. These are especially good and should be used by all lovers of Sweet Peas. **One pkt. each of the following, 4 for 75c.**

Campfire—Morse 1925. It is the brightest scarlet, sun proof Sweet Pea ever offered. It is the last word in bright color and stands out besides all other varieties in this class. The flowers stand the hottest sunshine. In fact, the hotter the sun, the more beautiful the colors. Flowers are strong and born on plant in great profusion. Exceptionally good for cut flower use. **Pkt. of 12 Seeds, 25c.**

Doreen—For a huge, bright crimson Sweet Pea, it is much larger and brighter than any other common varieties, and we anticipate that Doreen will be popular with exhibitors, homegrowers and florist on account of its immense size, bright colors and profusion of four blossom sprays. **Pkt. of 12 Seeds, 25c.**

Mary Pickford—Originated by Morse 1925 has introduced more good Sweet Peas than anyone. This is an exceptionally fine one. It is a beautiful light dainty cream pink with just the faintest suffusion of salmon. Very sturdy grower, producing well formed flowers, three or four, on long stout stems. **Pkg. of 15 Seeds, 15c.**

Miss California—Another one of the wonderful Morse originated Sweet Peas. He tells in his description that he waited a long time to find a Sweet Pea that would justify the name, Miss California, but feels that he was justified in waiting for this wonderful new flower, which is a beautiful and outstanding orange salmon cream pink. Samples were sent to the British National Sweet Pea Society, and this was judged the world's best pink and granted award of merit. **Pkt. of 12 Seeds, 25c.**



Mary Pickford





J. C. Gurney and the Three
Branches to His Family Tree

Early Flowering Sweet Peas—Spencer Type

This is rather a new type of Sweet Peas, early blooming and more satisfactory in most cases than the older, later-blooming varieties. These Sweet Peas are used exclusively by florists for forcing purposes, and are equally as good for planting in the open flowers coming nearly thirty days ahead of the standard varieties.

Miss Dakota—In introducing to you this early-flowering Sweet Pea, we have no hesitancy in offering it as the best fiery-scarlet, early-blooming Sweet Pea we have offered. This brilliant variety should be in every flower garden. **25 seeds, 20c.**

Early Heatherbell—Large flowers borne in fours on stout stems; Spencer form; rich mauve. **Pkt., 25 seeds, 15c.**

Early Liberty—A rich, deep, sunproof crimson. Richer than the Australian varieties. **Pkt., 15 seeds, 25c.**

Blue Bird—Large Lilac Flowers, borne in threes and fours on long stems. **15 seeds, 25c.**

Early Morning Star—A beautiful deep orange scarlet or flame color in standard with rich orange pink wings. One of the most popular shades. **25 seeds, 15c.**

Early Snowflake—A magnificent Early White Spencer of superb form and quality. Flowers borne in threes and fours on long stems. The best Early White. **25 seeds, 20c.**

Hawmark Lavender—There is nothing quite so pure in lavender as this splendid novelty. The color is difficult to describe accurately, as it is more pure in tone than what may be called the French gray-lavender, being more a sky-gray. It is however, a true, clear light lavender. The flowers are of the largest size; easily the best of its class. **Pkt. (30 seeds), 25c; ½ oz., \$1.80; oz., \$3.50.**

Meadow Lark—Deep rich cream. **Pkt., 25c.**

Mixed Spencers

For those who want to receive larger quantities of sweet peas for the money, will say that our trial ground mixture of Spencer's gives the desired results, as they run in practically every color and shade. This is an excellent mixture, much better than usually offered in mixed sweet peas. **Pkg., 10c; oz., 15c; ¼ lb., 50c; ½ lb., \$1.00; 1 lb., \$1.90.**

Lathyrus Latifolius

Lathyrus Latifolius—(Perennial Sweet Peas)—Hardy vines of robust growth resembling Sweet Peas, but the flowers are not fragrant. Blooms through a long season and are excellent as cut flowers. The plants die down in the fall and start growing from the roots early in spring. Height, six feet. **FINEST MIXED.** White, pink, and rose. **Pkt., 10c; 1 oz., 50c.**



ZINNIAS—GIANT DAHLIA FLOWERING AND OTHER TYPES

Zinnia, the old-fashioned kind, is remembered and admired by everyone. Few of you have had the pleasure of growing the new giant and Dahlia-flowering types of the Bodger strain. The little old flowers that could be planted most anywhere and produce in abundance were worth while, but when John Bodger Sr., the big flower seed grower on the West Coast, found that he could double and treble their size, and did so, and then replaced the dull with bright colors such as we saw in his hundreds of acres today, colors that dazzle the eye and as varied as those of the rainbow, we can appreciate the work of this man who loves flowers. And the Zinnia-loving public must take off their hats to and thank John Bodger, Sr., for the improvement in the Zinnia.

I spent the entire day in his Zinnia fields, going from one variety to another, picking flowers here and there, each one more beautiful than the last and some of them measuring fully seven inches across, as perfect as the decorative dahlia and as beautifully colored. I asked Mr. Bodger to allow us to use his picture in our 1924 catalog, so that our immense number of customers and friends could see and honor the man who put the big Z in Zinnia. I want to say to every one of you that your flower garden will not be complete without some of these wonderful flowers. He has added beauty to the small bedding type eliminating the dull colors and making them all desirable, from the seven-inch giant down to the little fellow one-half to three-fourths of an inch across.

In going through Mr. Bodger's Zinnias, I could not help pitying the individual who, of necessity or choice is engaged in some business or located where he could not assist in some way in producing fruits or flowers or where he might lack the time to make a fruit or flower just a little better than it had been before. Since writing the above, John Bodger has passed to the great beyond, but has left a wonderful heritage in these beautiful flowers.

Zinnia

Few flowers are so easily grown or bloom so abundantly and continuously as this hardy annual. Marvelous improvements have been wrought in the newer strains. During the months of August and September Zinnias are incomparably bright. We recommend them for groups, beds, borders and summer hedges. Sow seed in the open ground early in spring. Height, 1½ to 2 feet.

New Giant Zinnia Picotee—This novelty is the most attractive thing in all the race of Zinnias. The flowers are of the Giant type, each petal distinctly tipped with a darker shade as in Picotee Carnations. They come in a variety of colors: Orange, Flesh, Lemon, Pink and Cerise, each with the peculiar marking. This is an odd yet wonderfully beautiful Zinnia. We offer in mixture only.

Picotee Mixed—**Pkt., 15c.**

Golden Pheasant Zinnia—Picotee type. Flowers not quite as large as Double Giant, but very beautiful in appearance, as the edges of the petals are all marked with a distinct color. Golden Pheasant has a gold background tipped with maroon. Flowers about three inches across. **Pkt., 20c.**

Double Pompon—Flowers small and of good shape; double and of beautiful form; fine for bouquets. Fine mixed colors. **Pkt., 10c.**

Curled and Crested—Flowers of this fine class of Zinnias are large, full and double, petals being twisted, rendering them free from stiffness. Splendid colors. **Pkt., 10c.**

Zebra—Flowers of all colors, many of which are striped and spotted with different shades hardly any two alike. Mixed colors. **Pkt., 10c.**

Dahlia Flowered Zinnia—This is a new type of Zinnia, was introduced in 1919 and is a most wonderful Zinnia, coming in practically all colors and measuring as much as nine inches across. All colors mixed. **Pkt., 15c.**

Golden Yellow Double Giant—I saw a field of this variety of nearly ten acres, every plant producing a large number of brightest golden yellow flowers you can imagine, immense in size, and truly a wonderful sight. Most excellent for cut flowers. **Pkt., 15c.**

Giant Flowered Double Zinnias

Giant Flowered Crimson—A rich shade. **Pkt., 10c.**

Giant Flowered Orange—Pure orange. **Pkt., 10c.**

Giant Flowered Pink—Clear light pink. **Pkt., 10c.**

Giant Flowered Purple—Clear deep purple. **Pkt., 10c.**

Giant Flowered Scarlet—A flaming red. **Pkt., 10c.**

Giant Flowered White—Pure snow white. **Pkt., 10c.**

Dwarf Mixed—All of the above and others. **Pkt., 10c; ¼ oz., 25c.**

Golden Yellow


Giant Flowered Mixed—A splendid mixture of all of the above and others. **Pkt., 10c; ¼ oz., 25c.**
Pumila Type Dwarf Double—This is the best of all the Zinnias for bedding purposes. All of the dull colors of the old Zinnias have been bred out of this and the mixture will show an extra good quality of bright colors. Size of flower about two and one-half inches, height of plant about 12 to 14 inches. **Pkt., 15c.**

Graillima (Red Riding Hood)—A beautiful fiery red, free blooming Zinnia. **Pkt., 15c.**

Dwarf Mixed—Double Dahlia-like flowers, best colors. **Pkt., 10c.**

Double Lilliput—Compact, bearing small, perfectly double pompon flowers, bright colors. **Pkt., 10c.**

For Description of Vegetables on Colored Page 51, see as follows: For Gurney's Bugless and Gurney's White Harvest Potatoes, see Potato Section. For Gurney's All Summer Radish, see Page 31. For Asparagus, see Page 7. For Yankton Main Crop Peas, see Page 28.




Golden Yellow

GURNEY'S WHITE HARVEST POTATO

A perfect round, white skinned, shallow pink eyed potato, maturing earlier than any other white potato. Highest quality, immense yielder.

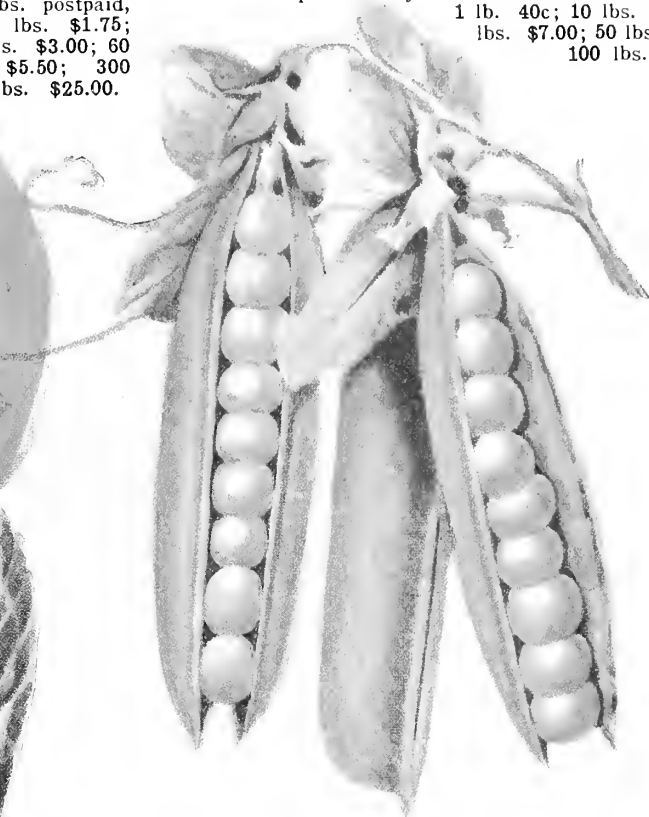
1 lb. 40c; 5 lbs. postpaid, \$1.30; 15 lbs. \$1.75; 30 lbs. \$3.00; 60 lbs. \$5.50; 300 lbs. \$25.00.



YANKTON MAIN CROP PEA


Absolutely the best high quality, main crop pea. Out-yields other varieties, second early.

1 lb. 40c; 10 lbs. \$3.00; 25 lbs. \$7.00; 50 lbs. \$13.00; 100 lbs. \$25.00.



WASHINGTON ASPARAGUS

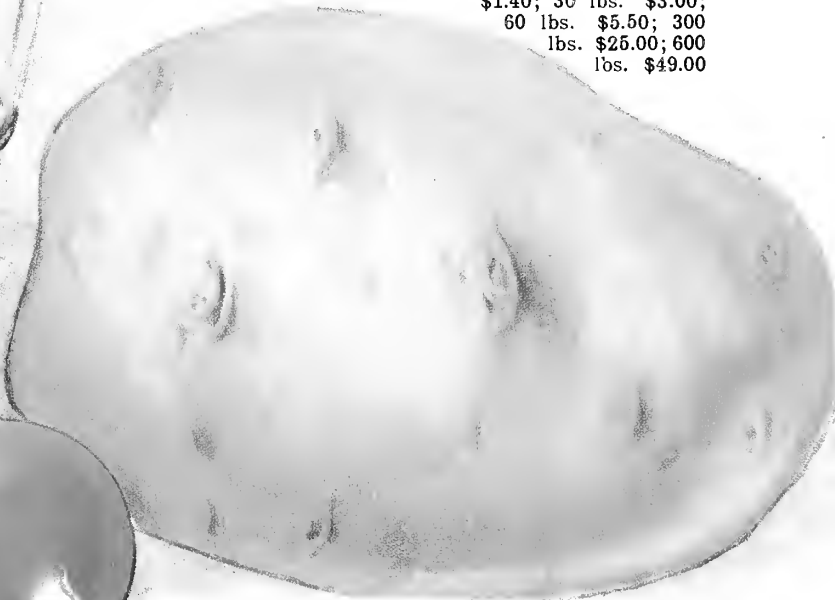
This new variety is rust-resistant. Produces large stalks in abundance and is much superior to the old variety. We furnish it in either roots or seed; SEED: Pkg. 10c; oz. 20c; 1/4 lb. 60c; 1/2 lb. \$1.00; 1 lb. \$1.75; Plants: 1 year old, 50, 90c; 100, \$1.60; 1,000, \$8.00. 2 year old: 50, \$1.50; 100, \$2.50; 1,000, \$15.00.



GURNEY'S BUGLESS POTATO


The highest yielder best quality, best keeping, drouth resisting and more immune from bugs than any other potato grown.


1 lb. 35c; 5 lbs. \$1.40; 30 lbs. \$3.00; 60 lbs. \$5.50; 300 lbs. \$25.00; 600 lbs. \$49.00.




GURNEY'S ALL SEASON RADISH

A beautiful round, scarlet radish. May be used from the time it is the size of a nickel or later when it reaches the size of a turnip. Good thru the entire season. Packet, 10c; oz. 20c; 1/4 lb. 50c; 1 lb. \$1.75.







**WHITE
PLYMOUTH
ROCK**
Cockerels,
\$4.00 to \$8.00




BUFF LEGHORN
Cockerels,
\$3.00 to \$4.00



**RINGLET
BARRED
PLYMOUTH
ROCK**
Cockerels,
\$4.00 to \$8.00




**SILVER
LACED
WYANDOTTE**
Cockerels,
\$4.00 to \$8.00




**WHITE
LEGHORN**
Cockerels,
\$3.00 to \$4.00




**SINGLE
COMB
RHODE
ISLAND RED**
Cockerels,
\$4.00 to \$8.00.



**WHITE
WYANDOTTE**
Cockerels,
\$4.00 to \$8.00



**BUFF
ORPINGTON**
Cockerels,
\$4.00 to \$8.00



Prompt, Safe Delivery Guaranteed of 100% Live Baby Chicks



Leading Varieties of Heavy Egg Producers

Barred Plymouth Rocks — The Barred Rock is probably the most widely known general-purpose fowl in existence today. They have been the most popular farm fowl for years. They make splendid broilers, fryers or roasters and cockerels are excellent for capons. They are adapted to close confinement or liberal range. The plumage of the matured bird is grayish white, each feather crossed by regular narrow parallel bars, that stop short of positive black. Yellow legs and skin. Lay brown eggs. The newly hatched chick is black with more or less yellowish white in parts. Barred Rocks are the greatest utility breed of the country. Standard weight: cock, 9½; hen, 7½; cockerel, 8; pullet, 6 pounds.

White Plymouth Rocks — The White Rock has the same shape and build as the Barred Rock, the only difference being the color. Their snow-white plumage with yellow legs and red comb attract attention anywhere. They are good layers. They are a splendid breed for broilers, and as capons cannot be beaten. They have been brought to a high degree of perfection by our most famous breeder, whose strain we offer for sale. They lay brown-colored eggs. Standard weight: cock, 9½; hen, 7½; cockerel, 8; pullet, 6 lbs.

Buff Plymouth Rocks — The Buff Plymouth Rocks are like the Barred and White Rocks in every way, except the color. The Buffs are a rich golden buff; they have bright red combs, wattles and ear lobes and yellow beaks and legs. They lay a brown-colored egg. Our Buff Rocks are first class in every respect. This is one of the most popular varieties of poultry. Standard weight: cock, 9½; hen, 7½; cockerel, 8; pullet, 6 pounds.

Silver Laced Wyandottes — Is the oldest variety of the Wyandottes. They have beautiful white and black lacing and when well bred are one of the prettiest of all American varieties. They are also very popular, are good winter layers when given free range. They have yellow skin and lay a brown-colored egg. Standard weight same as White Wyandottes.

White Wyandottes — Next to the Barred Plymouth Rocks these are probably the most popular of all varieties of fancy poultry. They are a bird of curves, short, broad and deep round body, rose comb, yellow legs and beak and snow white plumage. They excel as layers, more than holding their own in all official contests. They mature rapidly and make splendid broilers and roasters. They stand confinement well, but are good foragers when given free range. Standard weight: cock, 8½; hen, 6½; cockerel, 7½; pullet, 5½ pounds.

Light Brahmas — Are an Asiatic breed and are the heaviest of all Standard bred fowls except Jersey Giants. Are also one of the oldest breeds and have withstood all rivalry and today are one of the most popular. Very beautiful in color, hackles white, each feather having a distinct black stripe extending the whole length. The breast, back and under side of the body are pure white on surface and under surface white for lead color. The wing bows are white and the primaries of the wing black and white. Light Brahmas are sturdy, hardy and endure severe weather perfectly. They have small pea combs, which seldom freeze. They are gentle, good layers, fine table fowls, making excellent capons, are good foragers when given free range, yet the easiest of all birds to pen, as a three-foot fence will hold them. Large brown-colored egg. Standard weight: cock, 12; hen, 9½; cockerel, 10; pullet, 8 pounds.

Single Comb White Leghorns — Are acknowledged to be the greatest producers of large white eggs. There are probably more in the country than any other variety. Nearly all the large egg farms all over the country are stocked with them. For the amount of feed they consume, no other breed can show as good returns. The males are alert and strikingly erect in carriage; the females show very little tendency to broodiness and lay continuously. The sires of cockerels heading most of our Production Bred flocks this season are from Hollywood and Tancred. Hens that have made a record of 300 or more eggs, and our English Leghorns never had better cockerels heading the flocks than this year. Standard weight: cock, 5½; hen, 4; cockerel, 4½; pullet, 3½ pounds.

Single Comb Brown Leghorns — Originated in Italy and like the White Leghorns they can be kept in large flocks to a great advantage. They have yellow legs, white ear lobes, great activity and sprightliness, are hardy and prolific. They are small eaters and grand layers of white eggs. The Brown Leghorns will always be a favorite with many people. They are one of the most beautiful birds in existence. They develop rapidly and make fine broilers. Properly cared for, they will weigh two pounds when eight weeks old. Like all the Leghorns, they are poor sitters, but most prolific layers. Standard weight: cock, 5½; hen, 4; cockerel, 4½; pullet, 3½ pounds.

Single Comb Buff Leghorns — All Buff birds are popular. This is a valuable addition to the Leghorn family. They are like the other Leghorns, layers of large snow-white eggs. They have the same characteristics of the other Leghorns in size and shape and are good table fowls.

Mottled Anconas — Are an Italian fowl and are named after the city of Ancona. It is one of the oldest breeds of the Mediterranean family and was imported to America about 1890. On account of their great laying qualities Anconas have become exceedingly popular. Are one of the very best all year round layers. Are very hardy, healthy, lively and beautiful. The egg is large and pure white. In form and general characteristics the

Ancona closely resembles the other Mediterranean breeds. Their color is black, with a white tip on each feather. They are truly marvelous layers. Sheppard strain blood lines are to be found among many of our Anconas. We ship the rose single comb. They are worth trying. Standard weight: cock, 5½; hen, 4; cockerel, 4½; pullet, 3½ pounds.

White Orpingtons — Are of English origin and have come to the front by leaps and bounds, until they are one of the fowls in greatest demand. Low, long and broad and have white plumage, white or pink legs and brilliant red combs. Are by far the best winter layer of any of the large breed. The young birds mature rapidly and will weigh two pounds when eight to ten weeks old. They stand confinement well, yet are good foragers when given free range. Standard weight same as Buff Orpingtons.

Buff Orpingtons — Are of English origin and from their first introduction have steadily grown in favor until they are very popular today. Their size, early maturity and winter production of large brown eggs have won for them a reputation all over the world. You would see no more pleasing sight than a nice farm flock of these wonderful fowls. Standard weight: cock, 10; hen, 8; cockerel, 8½; pullet, 7 pounds.

Jersey Black Giants — Originated about 1875 in New Jersey, original cross is believed to have been Black Java and Dark Brahmas. The object was to produce as large a fowl as possible. Jersey Black Giants produce and maintain long, broad and deep bodies, lustrous greenish-black surface plumage with under color of slate, shading to a white near the skin. Single comb straight and upright, having six well-defined and serrated points. These are, undoubtedly, one of the best general-purpose fowls. Good egg producers growing to immense size and easily kept. Standard weight: cock, 13; cockerel, 11; hen, 10; pullet, 8 pounds. Best for capons.

Rose Comb Rhode Island Reds — This excellent breed like the Plymouth Rocks is of American origin. Not quite as large as the Plymouth Rocks, but are a very popular variety of fowl all over the country. More oblong in shape than the Wyandottes or Plymouth Rocks. Red in color as their name indicates and are persistent layers of nice large brown eggs. Healthy and hardy and do well in all climates. Standard weight: cock, 8½; hen, 6½; cockerel, 7½; pullet, 5 pounds.

Single Comb — Same as Rose Comb except Comb.

Single Comb Black Minorcas — The most popular of all the Minorca breeds. They are distinguished by long bodies, large comb, large white ear lobes, dark colored legs, pinkish white skin and glossy greenish-black plumage. They look like a small breed, but this is due to their compact feathers. By comparison you will find the females weigh as much as Plymouth Rocks and more than R. I. Reds. They are prolific layers of the largest white eggs and will begin laying very young. Standard weight: cock, 9; hen, 7½; cockerel, 7½; pullet, 6½ pounds.

Pete Dufour, Flathead Co., Mont., March 27, 1926

Received the Baby Chicks yesterday, every one alive. It is a long trip for Baby Chicks, but we are well pleased with them and we thank you.

Mrs. Avery, Laurel, Mont.

One of my neighbors took your catalog home with her, so I wish you would send me another quick, as I want to buy some more Baby Chicks from you this year. Out of the 50 I bought last year I raised 47. I call that fine and they are beauties.

Mrs. Joe Woogic, Perkins Co., S. Dak.

I received the Chicks in good condition. There were 99 live ones and I have saved 96. They started to lay early in the fall and are still laying. These are the White Wyandottes and I surely like them. I shall order some more very soon.

Frank E. Pracht, Grant Co., Minn., March 20, 1926

Received the 50 Buff Orpington Chicks on the 18th. They arrived in fine condition and I have not lost a one. I am very much pleased with them.

Floral Hurst, Sevier Co., Tenn.

I received my little Chicks April 17th in good condition, only three dead in the hundred and that is remarkable as they had to come such a great distance. I was certainly surprised to find such peppy, nice looking Chicks. This letter from one of your best friends.

Mrs. Frances Cvar, Lewis & Clark Co., Mont., March 13, 1926

Baby Chicks arrived on the 11th. All are alive and in fine condition. They are a fine bunch, and I thank you for your promptness in shipping.

Fred J. Hoff, McPherson Co., S. Dak., March 22, 1926

It pleased me very much when I opened the box of Chicks, and found them in such fine condition. They are so big, strong and husky, the nicest bunch I have ever purchased. I shall certainly purchase from you again next year.

William Stricker, Osceola, Iowa., January 30, 1926

I received the Baby Chicks in fine condition last spring, no dead or crippled ones. It is a pleasure to get such healthy chickens. I still have 40 out of the 50 and they have been laying for a long time. I put two of them in a Poultry Show and got two firsts. The judges said the two birds were the best in the show. I shall want 50 of the Silver Laced Wyandottes, exhibition quality, in March. My neighbors received many Chicks from other places. Many arrived dead and crippled.

Paul Marquardt, Kanabec Co., Minn., February 5, 1926

I purchased 25 Baby Chicks last spring. 26 of them grew and are still growing. Commenced laying eggs at five months old. The deal was very satisfactory.

Miss Leta Bender, Saline Co., Neb., April 25, 1926

Received 51 Chicks for 50. They arrived O.K. and are doing fine.

Mr. and Mrs. Lars Flatter, Ward Co., N. Dak., February 25, 1926

We received the cockerel on the 18th and are well pleased with him. Arrived in perfect condition and is certainly a fine fellow. The whole family loves him.

Why People Buy Day-Old Chicks

Because dangers, worries and inconveniences of hatching your own Baby Chicks are over and that you can buy Gurney Quality Baby Chicks cheaper than you can hatch them yourself.

You change an uncertain problem of hatching into one of certainty, by buying your Baby Chicks. You eliminate poor hatches, dangerous fires from lamp incubators and have only the brooding period. You are insured 100% hatch instead of part of the chicks you counted on hatching. No work, worry or disappointment.

No longer does anyone question the great advantages of buying day-old chicks. Each hatching season there are hundreds of thousands of baby chicks sold in the cities and millions shipped to the small towns and country people in every state. Buying baby chicks is a real saving of both time and money.

Time We Start to Ship

We start to ship as soon as the weather permits. If the season is early, we have our first chicks out in February. If it remains cold, it is too risky to ship until a little later.

We book orders at any time for future delivery.

March, April, May and June are the best months to ship chicks successfully. In some cases, chicks arrive same day of shipment. Do not allow chicks to lie in Postoffice twenty-four hours. This may cause many deaths. We do not stand good for losses that occur in this way.

When Your Chicks Arrive

Examine all chicks immediately and open your box in a warm room (do not open in the cold) in the presence of your Postmaster or Mail Carrier. Count the number of live chicks you receive. Please remember that any claim for loss or shortage in your shipment must be certified by your Postmaster or Mail Carrier and mailed to us same day shipment is received.

Our Guarantee 100% Live Chicks

We guarantee that all of our chicks are from standard bred stock and true to name, and will deliver to the Postoffice chicks that are strong and healthy and able to travel to any State in the country. If you do not receive 100% live delivery mail us your notification card signed by your Postmaster or Mail Carrier and we will replace all dead or short chicks or refund your money.

Our chicks are hatched right or we could not make this kind of a guarantee. No other claims or adjustments will be allowed on dead or short chicks.

We Ship Via Parcel Post to Every Part of the Country—OUR TERMS

It is always best to send full amount with order, as payment must be made in full before chicks can be shipped. Please do not ask us to ship C. O. D. If we cannot fill your order, we will return your money at once, with reasons. If it is not convenient to send full amount, we will book your order upon payment of 25%. The remainder must be paid 10 days before date of shipment. No orders booked without one-fourth payment.

You may send Draft, Postoffice Order, Express Order or personal checks.

Our Paying Varieties

There is a big difference in the worth of baby chicks. Those that come from heavy laying strains—that are bred for heavy egg production—are worth more than average chicks. There is a big difference between May and January prices for eggs. Raise your layers and your stock this year from our chicks. Sell eggs next winter when prices are at the peak.

How Many Chickens are There—In 1920 there were more than 360,000,000 chickens in the United States producing more than a billion and a half dozen eggs. The chickens and eggs sold for more than a billion dollars—or approximately 39% of the total value of all live stock produced.

Increased Hatchery Capacity—Owing to the immense demand for our baby chicks in 1924, we have added here at Yankton, four units or an increased hatch capacity of 50,000 chicks every three weeks. We shall appreciate your orders and with this increased capacity, can give you the best of service.

Our New Chicken Houses

We have completed this summer two modern chicken houses, each 150 feet long, designed by the Poultry Department of the Northwest Farmstead of Minnesota. These are made with concrete foundation and floors, four inch side walls insulated with sawdust, eight inches of sawdust insulated in roof. Ample window and ventilation space and the finest systems of roosts, nests, dropping board and scratch space imaginable.

These houses are divided into individual breed houses, each 50 feet long with a run-way that width 700 feet north and south through a field of sweet clover, giving the chickens ample green feed through the entire summer; then we grew many acres of feterita which gave us a yield of more than 60 bushels of the best possible grain for chicken feed, to the acre. Then a number of acres of mangels and carrots for the green feed which they will need this winter.

Our entire chicken ranch is equipped with water system laid below the frost line so that we have ample water in all of the houses and in the yards at all times. Nothing will retard the growth and egg production greater than lack of water. See that it is before the chickens at all times.

If you are interested in building new houses of any size, we advise that you write the Northwest Farmstead and they will advise you through that department, saving you money and giving you the best possible houses.

Cockerels—We can furnish cockerels of all of the varieties of birds listed by us, all of the best strains and you may place your order, sending the amount of money you wish to invest and our expert will make the bird selection for you. You will note that the price on the same variety covers a range of several dollars. This does not mean that the lowest priced bird is not good, because we will send nothing but good birds, no matter what the price. But it does mean that the higher priced birds are the best ones.

Cockerels are all packed in a proper shipping crate and can be shipped at any time. You will be pleased with our expert's selection of the bird for you.

EXHIBITION QUALITY CHICK PRICE LIST

We Pay Transportation Charges on Baby Chicks

VARIETY	25 Chicks	50 Chicks	100 Chicks	500 Chicks	1000 Chicks
Barred Plymouth Rock	\$5.00	\$ 9.50	\$13.00	\$85.00	\$160.00
Buff Rocks	6.00	11.00	20.00	95.00	180.00
White Plymouth Rocks	6.00	11.00	20.00	95.00	180.00
Jersey Black Giants	9.00	17.00	30.00
White Wyandotte	6.00	11.00	20.00	95.00	180.00
Silver Laced Wyandottes	6.00	11.00	20.00	95.00	180.00
R. C. Rhode Island Red	6.00	10.00	19.00	90.00	180.00
S. C. Rhode Island Red	6.00	10.00	19.00	90.00	180.00
Buff Orpington	6.00	11.00	20.00	95.00	180.00
S. C. Brown Leghorn	5.00	9.00	17.00	75.00	140.00
S. C. White Leghorn	5.00	9.00	17.00	75.00	140.00
S. C. Buff Leghorn	6.00	10.00	18.00	85.00	160.00
S. C. Black Minorca	6.00	10.00	18.00	85.00	160.00

STANDARD QUALITY CHICK PRICE LIST

We Pay Transportation Charges on Baby Chicks

VARIETY	Chicks	Chicks	Chicks	Chicks	Chicks
Barred Plymouth Rock	\$4.75	\$ 8.00	\$16.00	\$ 75.00	\$140.00
White Plymouth Rock	5.00	9.00	17.00	80.00	150.00
Buff Plymouth Rock	5.00	9.00	17.00	80.00	150.00
White Wyandotte	5.00	9.00	17.00	80.00	150.00
Silver Laced Wyandotte	5.00	9.00	17.00	80.00	150.00
R. C. Rhode Island Red	4.75	8.50	16.00	75.00	142.00
S. C. Rhode Island Red	4.75	8.50	16.00	75.00	142.00
Buff Orpington	5.00	9.00	17.00	80.00	150.00
White Orpington	6.00	11.00	20.00	90.00
Light Brahma	7.00	13.00	22.00	100.00
S. C. Black Minorca	5.00	9.00	17.00	80.00	150.00
S. C. Mottled Ancona	4.50	8.00	15.00	70.00	135.00
S. C. Buff Leghorn	4.50	8.00	15.00	70.00	135.00
S. C. White Leghorn	4.00	7.50	14.00	65.00	125.00
S. C. Brown Leghorn	4.00	7.50	14.00	65.00	125.00
Small Mixed Chicks	at \$13.00 per hundred.				
Large Mixed Chicks	at \$15.00 per hundred.				

Price List of Cockerels. Any variety, excepting the Jersey Black Giants and Leghorns, \$4.00 to \$8.00 each. Leghorns, \$3.00 to \$4.00 each. Jersey Black Giant cockerels, \$8.00.

Premiums won by us on our birds at the Greater Northwest Poultry Show—1000 birds competing in this show.

Single Comb Brown Leghorns:

Second, third, fourth and fifth on cockerels; first, second, third, fifth on pullets.

Buff Wyandotte Cockerels:

First, second and third.

White Rocks:

Fourth and sixth.

White Rocks:

Third young pen.

Bronze Turkeys:

Second, third and fourth.

Jersey Black Giant Cockerels:

Second, fourth and fifth.

Jersey Black Giant Hens:

First, fourth and fifth.

Pullets, Jersey Black Giants:

Second and third.

Old Pen Jersey Black Giants:

First.

Golden Wyandottes:

On hens, first, second, third,

fourth.

First Prize on largest and best display.

Conkey's White Diarrhea Remedy

As a preventive of bowel troubles, White Diarrhea and other digestive complaints, this preparation has given great satisfaction for many years. Play safe—keep this remedy in the drinking water until the danger period is past. Also recommended as a preventive measure and for treatment of coccidiosis.

Prices—30c, 60c, \$1.20; or 35c, 65c, \$1.30 postpaid. Breeder size (1200 Tablets)—\$4.00; or \$4.10 postpaid.

Poultry Tonic


Helps birds get more out of their feed; they produce more eggs and better flesh on **Less Feed**, by better digestion and assimilation. Tonic is all medicine—free from filler, red pepper, and "hot stuff" to over-stimulate the birds and break down their health. Builds on a natural, healthy basis, inducing steady and persistent laying.

Prices—Box 50c.

Roup Remedy

When birds sneeze, froth in eyes, or run at nose put Roup Remedy in the drinking water. Better still, always at the first sign of "roupy weather" place Roup Remedy in fountains—it's a great preventive. We use it.

Price—Pkgs., 60c.



The New Invention Makes SOL-HOT The World's Greatest Brooder THE NEW TWIN FLOAT AUTOMATIC OIL LEVEL

The latest improvement and greatest invention ever developed for wickless oil burning Brooders.

Raises More Chicks

Now you can raise chicks with less worry, less work, with fewer death losses, thanks to Sol-Hots latest improvement—the Twin Float Oil Level. This invention means more in the successful rearing of your chicks than any development that has been made since Sol-Hot gave the poultry world its first wickless Brooder several years ago.

The new Twin Float makes Sol-Hot as simple and easy to operate as a gas stove. It makes no difference whether your floor is level or not, you don't have to live a moment's thought to the question of oil level. The Twin-Float takes care of that automatically. You just light the burner, turn the valve to the right or left to get the size flame you want and Sol-Hot will burn the same even blue flame exactly as you set it as long as there is oil in the unbreakable metal oil container.

The Twin-Float is set and adjusted at Factory and is permanent. It never has to be changed or touched again. The Twin-Float is a Sol-Hot patent, no other Brooder has it, nor can they get it. This one feature alone is worth more to you than several times the entire cost of your brooder.

Other Individual Features

No Leveling of Burner.

No Adjustment of Oil Level.

Has Two Feeds to Burner, Generate Quicker.

Oil Container Can be Placed Anywhere, Inside or Out of Brooder House.


Only One Adjustment For Operator.

Sagging of Floor During Operation Has no Effect On Flame.

Valve Setting Cannot be Changed By Chicks.



Comfort under a Sol-Hot



Capon Tools

Best Pressed Aluminum Sets. These sets are more complete and adapted to the work than any other sets on the market. We furnish full instructions on the work so anyone can make a success of caponizing.

By caponizing your Cockerels they will bring about 40c per pound on the market and would weigh two pounds more than if they had not been caponized.

Price: Capon Tools \$4.00, postpaid.

Capon-Bow \$1.00, postpaid.

Prices New Model 1927 Twin-Float SOL-HOT Brooders

New Model Baby Sol-Hot Brooder with 24" Canopy (capacity 100 chicks; shipping weight 29 lbs.)	\$11.50
Standard Sol-Hot Brooder, with 34" Canopy (capacity 250 to 300 chicks; shipping weight 36 lbs.)	17.00
Standard Sol-Hot Brooder, with 44" Canopy (capacity 500 chicks; shipping weight 42 lbs.)	20.50
Standard Sol-Hot Brooder, with 54" Canopy (capacity 1,000 chicks; shipping weight 50 lbs.)	22.50
New Model Giant Sol-Hot Brooder (capacity 1,000 chicks) 54" Canopy; shipping weight 54 lbs.	24.50
New Model Giant Special with 64" Canopy; shipping weight 61 lbs.	26.50

"Beuoy Medicine." It is Good for What Ails Chickens

Registered April 29, 1915, Pure Drug Act,
Certificate No. 3900.

Ninety per cent of all chicken diseases are roup, chicken pox, colds, white diarrhea, cholera and many other closely related ailments. Beuoy Medicine is a blood remedy, a cure or a preventive. Use for any diseases where a secretion of puss appears or a looseness of the bowels is one of the symptoms, indicated in roup, sore head, chicken pox, colds, white diarrhea, etc.

This medicine is put up in air tight tubes or containers, and each air tight case is enough to make a full gallon of powerful poultry medicine.

It is a compound of quinine, worm seed, sodium sulphate, proved remedies used by both the medical and veterinary professions, prepared by the world's best chemists from chemically pure drugs.

More Eggs

Hens lay more eggs, pullets commence laying sooner when Beuoy Medicine is given regularly. It is not an egg force, but does keep birds healthy so they can and will lay, as nature intended. Beuoy Medicine purifies the blood and diseases quickly disappear. Give it at regular intervals and your birds will not contract chicken diseases named above.

Guaranteed to satisfy you or your money back.

25 tubes or case \$1.00.


75 tubes or case 2.50.

Handy Run Board Coop — Fits Any Auto

Handy for hauling live poultry or vegetables to market. Fits on running board; two decks. Frame No. 4, and intermediate wires No. 10, galvanized steel electrically welded. Plenty of ventilation assures delivery to market without loss.

Height, 24 in., 13 in. wide, 40 in. long; about 8 feet of floor space. Shipping weight, 20 lbs. Can be shipped via express or freight only.

No. 87 — Run Board Coop, each \$2.75.



The Vent Treatment for Exterminating Poultry Lice

Sanfield's Lice Kill is the Vent Treatment. One application of Lice Kill (the size of a pea) rubbed on the fowl just below the vent is GUARANTEED TO ELIMINATE LICE.

If it fails to do this money will be refunded.

Big Tube for 200 Fowl, prepaid. . . \$0.60

A dollar bill brings you Two Tubes prepaid.

C. C. Conger, Jr., Penn Laird, Va.

Three years ago your little book on capons got me going and I gave them a trial. I grew 100 that year and sold them to George Fredrick, 18th and Ridge Ave., Philadelphia, Penn., at 48c per pound. Following year I grew 100 more capons Jersey Black Giants, which I also shipped to Mr. Fredrick, getting same price. Later on, however, capons went very much higher.

These birds, also those of last year, ran to 12 or more pounds each, bringing me from \$5.00 to \$6.00 each. I ship everything dry-picked, 25 in barrel. Private trade on capons in Philadelphia, which is unlimited, commands from 60 to 75c per pound for capons, fat. I want to catch this trade this season, health permitting, with several hundred choice birds. Our boarding schools and similar institutions here engage capons yearly at 60 to 70c per pound. I have not catered to them because they demand a limited number weekly. My time will not permit the trouble. My profits on capons runs from \$3.50 to \$4.25 or even a little better on heavy birds. The man who don't make a fortune on capons has no one to blame but himself.

CLIPPER MILLS NO. 1 B AND NO. 2 B

Will Make Any Separation of Grain That Is Not Impossible


Si farming up near Aberdeen
Had weeds more than ever we
seen.
Cockle burrs in his grain,
Off it gave him a pain
And riled him up in his spleen.

One time as he shoveled some rye
A cockle burr lodged in his eye
Some kind of a Pill
And a Clipper B Mill
Was the Dr.'s prescription for Si.

He wined for a mill by express;
The Dr. made him hurry I guess.
Dr.'s pill made him sneeze
And fall on his knees,
Then the burr in his eye pained
him less.

We hurried a mill by quick train;
The Dr. helped Si clean his grain.
"Now, Doctor," said he,
"I will double your fee,
For the weeds now are beaten, 'tis
plain."

The Clipper Mill is a great machine. This mill has revolutionized the cleaning, grading, and separating of corn, grains and seeds. It will grade, clean, and separate all of these items more rapidly, perfectly and satisfactorily. It is better built and more durable than any other fanning mill. It screens out all of the dust, fine particles of dirt, chaff, etc., before it goes over the fan, consequently, there is less dust in operating. It is easy to operate and of a very great capacity. The Hopper for the cleaned grain or seed holds five



bushels, most other machines require separate baskets or boxes in which to catch the grain. Every person who has once used a Clipper Grain or Seed Cleaner would never discard it for any other make. We venture to say that 99 per cent of the Seed Houses of the World use Clipper Mills for their main cleaning. If there was a better mill made than the Clipper the Seed Houses would of necessity have them. The fact that the Seed Houses of the world use the Clipper we consider the greatest recommendation for this mill. These mills can be operated by hand or power. Each mill, if you request it, will be equipped without additional charge, with a power pulley. Each mill is equipped with twelve screens suitable for cleaning, grading and separating all kinds of grain and seed, and seed corn. These screens are very durable as they are made of perforated zinc steel. The capacity of the No. 1 B is 40 bushels of market wheat per hour, 12 bushels of clover seed per hour. No other mill will handle nearly this quantity. Every Clipper mill is guaranteed both as to material and workmanship and is also guaranteed to excel all other seed and grain cleaners on the market. It is guaranteed to us by the manufacturer and that guarantee is reinforced by our guarantee; in fact, we guarantee this mill to grade, clean, and separate any grain or seed that

is not impossible to separate. It will not separate one grain from another where the weight and size are the same, but if there is a difference in weight or size, it will make a perfect separation. It is the best mill for grading seed corn and each mill is equipped with special seed grading screens for edge drop planters. If you will grade your seed grains each season you will increase your yield, inside of five years, from five to twenty per cent. Now whatever a man sows, that shall be also reap, or in other words, if you sow weed seeds or poor seed, you are bound to reap that of like quality, and kinds. The Clipper screens are so arranged as to be in plain view and of easy access to the operator while the machine is in operation. It is endorsed and used by State and Government Stations.

No. 1-B—\$34.95

Price F. O. B. Yankton

No. 2-B—\$43.95

Announcement Extraordinary

This mill sells everywhere without corn grading screens, or equipped with ten screens for \$37.50. We will include the extra corn grading screens or twelve for \$34.95. The No. 2-B mill, of nearly twice the capacity, operated by hand or power as you wish, \$43.95. We will include Free with each mill a Power Pulley. Prices are F. O. B., Yankton, quick shipment.

EXTRA SCREENS, Any Size.

No. 1—Old Style, each . . . \$1.50
No. 1-B—New model, each . . . 1.50
No. 2—Old Style, each . . . \$1.75
No. 2-B—New model, each . . . 1.75
B. sure to state whether old or new model.

We Carry Car Loads at Yankton

In order that we may give you rush service and save you money on transportation charges, we carry in our warehouses here at Yankton, the **Clipper No. 1 B and No. 2 B** in car lots. All mills shipped on day order is received—this is a service you are entitled to—and a service we are prepared to give.

GUARANTEE

We have sold many carloads of the **Clippers** under a guarantee of satisfaction to the purchaser or the mill to be returned to us at our expense and money would be returned. Less than ten mills have been returned to us in as many years and those invariably before we were given a chance to give special instructions for its operation. This mill will do better work than any other mill. It will not do the impossible, but should you find that you are unable to satisfactorily clean or separate any grain or seed, send us a sample and we will give you prompt and full instructions. Easy to operate, perfect in its work, less dust than from other mills as all dust and trash are scalped before going through the blast.



THAT
GUARANTEE
PROTECTS
YOU

NITROGEN FACTORIES FOR FIELD AND GARDEN



For Soy Beans, Cow Peas, Vetch and Other Peas and Beans

Small size treats 50 lbs. seed . . . \$.50
Med. size treats 100 lbs. seed . . . 1.00
Large size treats 300 lbs. seed . . . 2.50
When ordering state the kind of seed you wish to treat.

Inoculate your alfalfa, sweet clover, soy beans, red alsike, mammoth clovers, vetch, peas, beans and all other legumes (pod bearing plants). **McQueen's Inoculator** insures a catch, hastens maturity, increases the crop, enriches the soil and means success with legumes. You can start a **nitrogen factory** on your farm by inoculating your legume seed with **McQueen's Inoculator**. An inoculated legume takes nitrogen from the air and stores it in the soil for future crops. Simple directions with each package.

ALL CLOVERS AND ALFALFA

1/2 Bushel size treats	30 lbs. seed	\$.50
1 Bushel size treats	60 lbs. seed	1.00
6-1 Bushel size treats	360 lbs. seed	5.00
10-1 Bushel size treats	600 lbs. seed	7.50

GARDEN SIZE 20 CENTS

COMBINATION for Peas, Sweet Peas, Garden and Lima Beans.

Do you want better legume crops than you ever had before?
Do you want to enrich your land so that it will produce **better crops of any kind** in the future, than it has done before?
Then inoculate your seed with **McQueen's Inoculator** this year.
Sweet clover, alfalfa, soy beans, red clover, vetch, Garden peas and beans and all other legumes need lots of nitrogen.
They can't thrive without it more than human beings could without a proper amount of oxygen.

Treatment of the seed with **McQueen's Inoculator** is the cheapest and surest way of enabling them to get the nitrogen they so vitally need, in sufficient quantity to insure maximum yield.

McQueen's Inoculator is the hardiest and most virile nitrogen fixing bacteria known.

That is because it is bred under nature's conditions, not in a laboratory under hothouse conditions.

McQueen's Inoculator has an unequalled record of results.

"Guarantee of Satisfaction or Your Money Back." Keeps perfectly for years.

Need not use whole can at a time.



"FOR THE LAND'S SAKE" USE McQUEEN'S INOCULATOR

McQueen's Inoculator is hardy and virile because it is "field bred" and "farm grown." You can't expect an "Incubator baby" to do a "hired Man's work."



Modern Methods of Seed Cleaning

An up-to-the-minute modern seedsman takes more pride in turning out to his customers seeds that are absolutely best than any other person in any other business. You see, there is so much depending on good seed, free from weeds, and the seedsman sees so many seeds sold to people, generally coming direct from the thresher full of foul seed, dirt, etc., for which the people are paying good money and getting very little of anything but grief in return. He gets to be such a crank on the subject that when a man comes along with a model of some other machine that might be better than anything he has now, or will do some work that some of the machines will not do, it is a very easy matter to secure an order at a price that would make the price of a Ford car look like Fourth of July or Christmas spending money. I suppose nearly every reader of this catalog has bought some seed of his neighbors. Ninety nine times out of a hundred he did not even have an old-fashioned fanning mill with which to clean it, but sold it to you at practically the same price that you could secure strictly first-class seed from the seedsman. If your seed had been re-cleaned, you have found the price at least 50 per cent higher or that you were buying 50 per cent poor seed, weeds, dirt, etc. I am just going to take you through a modern seed house, our own, in this little talk. We are going to let you come upon our own track in, we will say, a carload of western South Dakota grown alfalfa seed. It is "spotted" at one of the unloading doors and cleaning commences.

The first operation is to start an electric motor. The motor which we will start first is the one operating one of the **No. 29D Clipper Cleaners**. The hourly capacity of this Mill is from 65 to 100 bushels of alfalfa seed. The seed passes over four different screens, and the air blast, and is divided into five different grades. The Clipper machines are located in the basement of our cleaning houses. All of these different grades of seed are elevated to various floors in the warehouse weighed carefully and sampled. This first operation over, the Clipper Mill has disposed of all the dust and the dirt, the straw and chaff, all small and light weed and broken alfalfa seed, and the five divisions that we have made are now taken to various machines, determined by the expert who is operating them,

and cleaned again. We will suppose that one of these divisions contained quite a large quantity of Russian thistle. It would then be taken to what we call the **Rice Machine**. The purpose of the machine was to take buckhorn out of clover seed. We call it a fanning mill without fans, wind or screens. It is nothing more nor less than twenty combined machines, all operating on endless canvas around metal rollers. The method of separation is for the thistle seed to stick to the canvas and be carried over and brushed off. The good alfalfa seed is smooth, shiny and works its way down beside the roller until it discharges at the lower end, generally perfectly cleaned, absolutely free from any weed seed with a rough surface.

This machine will take out of any smooth surfaced all rough surfaced seed. It will separate only a very few bags per hour. After this separation is made samples are again taken and examined and if found to be perfectly free from weed or injurious seed of any kind, trash or otherwise, it is then run over the **Specific Gravity** or human machine. The foreman of this department says it will hand pick and sort by color, refuses to work if improperly fed, refuses to do a bad job under any consideration, will work for man or boy and works overtime without a kick; in fact, it is a model hired man. It works on all kinds of seeds, will clean Bromus or Parsnip, the lightest seed, and handles Beans, Peas and Corn equally as well. Is it not better to plant seeds of quality? Seed properly graded by size, weight and shape. The growth is more even, produces better yields and this means more dollars per acre to you, and dollars per acre are the goal for which we are striving when we sow and reap.

Specific Gravity machine. This is rather a complicated fellow—lots of spouts, each one of them turning out a different grade of seed, and it is more than human in the separation of the different grades and seeds. After the seed has passed over this machine samples are taken and tested for both purity and germination, and an additional sample is taken at this time to be planted in the trial grounds at the next planting time to determine whether or not this seed was true to type. This last applies more to garden than to grass or alfalfa seeds. We have in our trial grounds each season more than four thousand twelve-foot rows, each row representing a lot of seed that has gone through our warehouse. Some seed may come into the warehouse with a greater amount of moisture than it should have and this is determined by a

Hess Moisture Tester—This machine will show in just a few minutes the exact percentage of moisture contained in any seed or grain. If it shows a larger percentage of moisture than is desirable it is then run over the big

Hess Dryer—This machine has a capacity of a good many hundred bushels every ten hours. Operates a three-foot fan six hundred and fifty revolutions per minute. This fan draws the air over a steam coil, temperature one hundred and ten to one hundred twenty degrees. This forces this warm air through the grain or seed at a violent speed, driving the moisture from the grain quite rapidly. After passing over the dryer the samples are then taken and tested in the

Sho-Gro seed tester, where the exact germination is made and recorded. If the seed placed in the Sho-Gro germinator should be of alfalfa, clover, sweet clover, or any of the hard-shelled seeds, failed to germinate up to standard, that lot of seed is then taken and put over the

Scarifying Machine. Its purpose is to scratch or scarify the outside hard hull or the waterproof hull so that the moisture can get into the meat of the seed and cause germination. You understand that sweet clover especially requires this scarifying if you want it to germinate the same year you plant it. Sweet Clover seed of the very best grade will often germinate as low as fifteen or twenty per cent if taken right from the thresher and planted.

Fred Wolf, Morton Co., N. Dak., February 14, 1926.

Eight years ago I purchased enough Cossack alfalfa from you to sow one-half acre. Broke prairie sod and sowed it in the spring. The second year we got \$400.00 worth of seed and a good load of hay. Every year we get a good hay crop and usually a good crop of seed. This year we got one and one-fourth tons of Cossack seed. The Cossack is the hardest alfalfa. The winter of 1919, all of our neighbors' alfalfa froze out, but the Cossack lived through. Our neighbors are planting Cossack now.



A plant of Cossack Alfalfa grown in Canada, tied to stakes, grew over eight feet tall


We are showing photographs of a forty-acre field of Cossack Alfalfa in Lyman County, South Dakota. This you can see is planted right over the tops of the high hills of that section of the country. This forty-acre field is planted in rows three feet apart, and is cultivated after each cutting. The picture showing the automobile on top of the hill, is taken when the field is in full bloom, and shows the field ready for the seed crop.

This alfalfa, after another year's growth, has proven to be absolutely the best alfalfa from the Gulf of Mexico into Canada, producing plants in the Canadian country seven feet high, and producing from that point south clear to the Gulf of Mexico more hay per acre than any other alfalfa.

On account of the spreading crowns which often throw out five hundred stems, and these with many lateral branches, you can save at least one-third in quantity of seed planted per acre over any other variety, which makes it, even with the higher price, nearly as cheap as the South Dakota 12 and as low as the Liscomb or Grimm's.

To sum up the whole matter of the Siberian Alfalfa: The United States invested a few thousand dollars in the several exploring trips of Professor Hansen in search of these alfalfas. The State of South Dakota invested about ten thousand dollars for the same purpose, and the people of the United States are millions of dollars better off today than they were before this expenditure of a few thousand dollars, for the reason that Professor Hansen has discovered and brought over an alfalfa that will grow on the millions of acres that would not produce alfalfa previously, and the seed will be distributed just as rapidly as possible. Every farmer owning land that would not produce the common alfalfa profitably and successfully is now assured of a hardy alfalfa that will produce paying crops on that ground. Consequently his land is equally as valuable as the more fortunate neighbor owning the low or

Professor N. E. Hansen's Cossack Alfalfa



40 Acres of Cossack on High Land

bottom land. This Cossack Alfalfa has extended the alfalfa growing territory hundreds of miles north and over an area of millions of acres of the higher and dryer parts of the United States from the Gulf of Mexico to northern Canada. These trips to Siberia and Asiatic Russia made by Professor Hansen were trips that required endurance, many dangers, and all of the inconvenience that one could possibly suffer, traveling as he did thousands of miles into the interior among the half-civilized tribes in that country.

We find the Cossack Alfalfa is very frost resistant; in fact, almost frost-proof, as heavy freezes in the middle of May killed back and destroyed the first cutting of the common alfalfa, while the Cossack continued to grow and produce its regular crop of hay. We find in the fall it will be green and suitable for pasture long after all other varieties are spoiled for that purpose by the freezing.

Price of Cossack seed in sealed bags, 1 lb., 80c; 3 lbs., \$1.80; 5 lbs., \$2.90; 10 lbs., \$5.50 postpaid; 50 lbs., \$23.50; 100 lbs., \$45.00.

McQueen Bacteria—For inoculating alfalfa, 1/2 bu. size, 50c; 1 bu. size, \$1.00; 5 bu. size, \$4.00.

Grimm's Alfalfa

This alfalfa was introduced into Minnesota from Germany in 1857 by a German immigrant named Grimm. The seed was planted on his farm and it is claimed that plants from the original seed are still growing from the original planting.

Grimm's alfalfa over a period of more than fifteen years has been advertised more than any other variety and has received favorable comment from good authorities and has demonstrated its ability to withstand the severe Winters of the extreme North better than the common varieties. By doing this, it has obtained an enviable reputation for hardiness and yield.

Grimm's alfalfa may usually be distinguished from common alfalfa on account of a slight variegation in color of its blossoms. You will find in the true fields some flowers yellow, green, blue, brown, etc. instead of all purple, as in the common varieties.



Duroc Hogs in Cossack—Best Pasture Alfalfa

This picture shows a bunch of our September pigs in the alfalfa field in the latter part of May. I do not know that Durocs like alfalfa any better than other pigs, but if others like it as well as the Durocs and thrive as well, the man who neglects raising alfalfa for his pigs is missing a bet. We had 160 head in this 10-acre field and it made a heap of pork.

You can usually determine it by its branching root system, as a greater number of the plants have this branch root system than the common and it enables the Grimm's to withstand the hard Winters and helps it to produce a greater crop of hay than the common, as it secures its food from the surface, as well as the depth of the soil.

The following is an extract from the Farmers' Bulletin No. 757, entitled Commercial Varieties of Alfalfa: "On account of its superior hardiness, Grimm's alfalfa is particularly recommended for the northern part of the

Great Plains region and all parts of the Northwest. It has, also, proved better able to survive the Winters in the colder portion of the humid section of the county where winter killing is a serious factor. The supply of seed on the market is still rather limited and commands a high price."

We have a reasonable supply of this variety of seed and furnish certificate of genuineness with each shipment.

Grimm's alfalfa seed prices are where they belong. We quote certified Grimm's alfalfa at a legitimate price, one that gives us a fair profit on each transaction. Why pay more? All our Grimm's is grown in South Dakota, Montana and North Dakota. 1 lb., 65c; 10 lbs., \$5.00; 50 lbs., \$20.00; 100 lbs., \$38.00.

Bacteria for Inoculating Alfalfa.— $\frac{1}{2}$ bushel size, 50c; 1 bushel size, \$1.00; 5 bushel size, \$4.00.

ALFALFA SEED, DAKOTA No. 12

Dakota Grown, 99 Per Cent Pure, Guaranteed

For more than forty years the state of South Dakota has been producing crops of alfalfa that are profitable. When I say profitable I mean that when the first acre of alfalfa seed was planted in South Dakota and that seed commenced to grow and they cut the first crop, that acre of alfalfa was producing a profitable crop, more profitable than other crops, no matter what they were, in that neighborhood. When that single acre of alfalfa was increased to hundreds of thousands of acres the state was made richer by millions of dollars, and today South Dakota and the world feel the effect of the single acre of alfalfa planted in South Dakota more than forty years ago. We do not know the source of the seed first planted, but we do know that by process of elimination and the "survival of the fittest" that South Dakota is producing alfalfa seed that in turn produces the hardiest alfalfa plants, and those that will yield greater returns in hay than seed grown in any other part of the world. That is a broad statement, but it has been demonstrated, and today alfalfa seed produced in South Dakota is worth and sells for from two to six cents per pound more than seed produced in other states. The alfalfa seed which we are offering you as Dakota grown is known as DAKOTA No. 12. This seed is produced from old fields or from fields whose parentage is the old Dakota fields. Our seed is all from the high and dry section of western South Dakota (where the rainfall is much less than in Minnesota, the home of the much advertised high priced Grimm's Alfalfa), where the snow covering is very light or none at all, where the temperature drops from five to fifteen degrees lower than any other point in the state. These strenuous conditions have eliminated any plant that may have been tender, leaving nothing but the hardiest to produce seed, and in each successive generation any plant showing any inherent weakness has been destroyed by these conditions and the fittest has survived. Alfalfa growing in the United States is no longer an experiment. There is not one state in the Union but can produce alfalfa on most of its land profitably, and with the advent of DAKOTA GROWN SEED, GROWN ON VIRGIN SOIL, FREE FROM FOUL SEED, IT MAKES THE PROFITS LARGER AND THE TASK OF SECURING A PERFECT STAND VERY SIMPLE.

All alfalfa seed offered by us is re-cleaned and first class in every respect. Any acre of land, no matter where located, if it will produce a crop of alfalfa seed or hay, is worth \$200.00 per acre or more and will pay a good income on that amount. It will produce more forage, either green or dry, than any other known clover or grass. It successfully resists the fiercest drought; in the driest weather, when every blade of grass withers for want of moisture

alfalfa stands up bright and green as in the spring. **South Dakota No. 12** is proof against our severest winters. It is adapted to dry and sandy soil where other plants fail to grow, as well as those that are deep and rich. Its roots, often measuring thirty feet in length, force their way deep into the subsoil in search of moisture and plant foods that cannot be reached by other plants. It draws nitrogen from the air and stores it in the soil more than 100 per cent faster than any other clover excepting sweet clover. Alfalfa is better than a bank account, for it never fails or goes into the hands of a receiver. It is weather proof, for cold does not injure and heat makes it grow all the better. The rust does not affect it. A severe hail storm might beat it into the ground, but in six weeks you could cut a crop of from one to two tons of hay per acre. Fire will not kill it; fields can be burned over safely early in the spring. When growing there is no stopping it. Begin cutting a 40-acre field, and when your last load is handled at one end of the field it is ready to cut again at the other. For fattening your cattle and hogs it will save one-half of the grain. This has been absolutely demonstrated by the best feeders. If your ground will grow alfalfa, you have "the world by the tail with a down hill pull." It is absolutely impossible for you to get better alfalfa seed, in commercial quantities, than **Gurney's South Dakota No. 12 Alfalfa**. We guarantee it to be 99 per cent pure. Sold for just what it is and at a price that brings it within the reach of all. Lb., 50c; 10 lbs., \$3.75; 50 lbs., \$15.00; 100 lbs., \$28.00; 500 lbs., \$135.00; 1,000 lbs., \$260.00.

McQueen's Bacteria for inoculating alfalfa. $\frac{1}{2}$ bu. size, 50c; bu. size, \$1.00; 5 bu. size, \$4.00.

Foreign Grown Seed Colored

All clover and alfalfa seed grown in foreign countries and shipped to the United States will be STAINED VARIOUS COLORS on its arrival by representatives of the Department of Agriculture, designating the country from which it comes.

It has been demonstrated that northern American grown clover and alfalfa are much superior to that grown in foreign countries. We sell nothing but the American northern grown. If you receive clover or alfalfa from anyone containing these stained or colored seeds, you will know that it is grown in some foreign country and is not as valuable or as suitable for your needs as the northern American grown.

EXAMINE YOUR CLOVER AND ALFALFA FOR COLORED SEED.

SWEET CLOVER, The White Blossom Kind

A great many years ago a Nebraska farmer called at our office and wanted to purchase one bushel of the white flowered Sweet Clover seed. We were both pained and surprised to think any man wished to plant the so-called weed. We told him so in a few harsh words, and refused to sell it to him. He told us if we did not get it for him he would buy it himself and plant it anyway. We finally consented to get it and told him we would watch results. This was planted opposite Yankton on the Missouri Bottoms, and produced an immense quantity of bee feed, for the purpose for which this man purchased it. After it had grown one or two years he commenced to take a crop of hay from it and found that it produced more bee feed and a good crop of hay that his stock was equally as fond of as alfalfa.

Then we commenced to write about it and urged its planting almost everywhere. Today there is as great a demand for the white-flowered Sweet Clover as for Alfalfa, but the demand cannot be supplied, as the seed is very difficult to save. It will outyield Alfalfa as far as seed production is concerned but the seed drops so easily that no one has been able to discover a method of harvesting that will save more than 10 to 20 per cent of the crop.

Scarified Sweet Clover Seed

White Blossom Sweet Clover has become such a necessary crop on the farm, and under old conditions there was so much trouble having satisfactory germination, that we shall **scarify** all of this sweet clover seed that goes to our customers and we will not charge you one cent more for this than you would have to pay for that which is not scarified. On numerous tests of sweet clover seed, unscarified, we find the germination from 25 to 50 per cent; on the same seed, scarified, we often have 95 per cent germination in a seven days' test. We also find in the unscarified seed that the largest, plumpest, hardest seed, and consequently the best seed are those that did not germinate, but probably stayed in the ground one year before germination. By this scarifying process we scratch the hull of this hard seed, which allows the moisture to get in and hastens germination.

The following analyses were made by the Wyoming Experiment Station of Sweet Clover and Alfalfa grown on the experimental farm, and published in Wyoming Bulletin No. 70, pages 70 and 74. These analyses show Sweet Clover to be richer than Alfalfa in protein (muscle, bone and tissue material), and in either extract, or fat-forming substance.

SWEET CLOVER ALFALFA			It is shown by experiments at the Cornell University, Ithaca, N. Y., that grasses grown with legumes contain more protein and consequently are of more economical value than when grown alone. The following table is taken from Cornell Bulletin No. 294;	
Cut Oct. 4, 1904	Cut Aug. 10, 1905	Average of 11 Samp.	Protein per Ton of	Protein in Hay (10% Dry Matter Moisture)
			Per Cent	Pounds
Water.....	6.02	6.88	17.19	309
Ash.....	9.57	11.03	24.56	442
Ether extract.....	4.42	1.96		
Crude protein.....	21.77	22.27		
Crude fibre.....	18.00	22.19		
Nitrogen free extract	42.22	35.67		
		36.59		
			Timothy grown alone	17.19
			Timothy grown with clover	24.56

Comparative analyses of sweet clover, alfalfa, red clover, timothy, and cow peas showed that only the alfalfa and cow peas excelled sweet clover in percentage of protein. Considered from the standpoint of digestible nutrient, we find the following comparative values for the different feeds:

	Per Ton		Per Ton
Sweet Clover hay.....	\$18.49	Red Clover hay.....	\$14.12
Alfalfa hay.....	20.16	Cow pea hay.....	19.76
Timothy hay.....	9.80	Shelled corn.....	20.16

Sweet Clover Price and Sow Per Acre
If for seed purposes, 5 lbs. For hay purposes, 15 lbs. We would advise that you place your order

very early, as there will be an immense demand for it this season. **Per lb., 35c; 10 lbs., \$2.50; 50 lbs., \$10.00; 100 lbs., \$18.00.**



Wonderful growth of nodules, containing the nitrogen gathering bacteria, on upper portion of sweet clover root. Found growing in the beach sand of Lake Michigan in North Chicago.
—Kindness International Harvester Co.

Hubam Clover

The New Annual White Sweet Clover—This extremely valuable new annual white blossom sweet clover was discovered by Prof. Hughes of the Iowa Experiment Station in some biennial white blossom sweet clover plants from Alabama, and a combination of the names of the Professor and the state from which it came gave it the name of "Hubam." The annual white blossom sweet clover has been the most valuable to use in crop rotation, but Hubam will take its place just as soon as the seed is produced in quantities to warrant the proper low prices. It is equal in every way to the biennial white blossom, and superior in the fact that you get the same result in one year, or rather in about 100 days, that you get with the biennial in two years.

Hubam as a Bee Feed

The greatest value of Hubam, as we see it, is its value as a quick high honey producing plant.

Sow Hubam just as early as you can in the spring and by June 15th you should have quantities of blossoms. This should continue for close to forty-five days and will produce as much honey per plant and as high quality as from any plant grown.

Feed Hubam for Profits in Honey

It is not unusual in South Dakota for a single stand of bees to produce as high as one hundred sixty-eight pounds or seven supers of honey. This will retail at least at twenty-five cents per pound or a total of forty-two dollars per year from a first investment of about \$7.00, the price of a stand of bees. If you do not have a few stands, write us and we will give you full instructions for care and a special price on bees. Grow your own Honey; it is pleasant and profitable. **Price of Hubam, 1 oz., 15c; 1 lb., 60c; 3 lbs., \$1.50; 5 lbs., \$2.35; 10 lbs., \$4.00; 50 lbs., \$15.50; 100 lbs., \$30.00.**

Yellow Blossomed Sweet Clover

This is preferred by some to the white blossomed for pasture and incultivation of soils. We have tested it out and found it equal to or better for crop rotation, but does not produce an equal tonnage per acre with the white. A very valuable clover, however, and will be used in greater quantities each year. **Pound, 30c; 10 lbs., \$2.60; 50 lbs., \$10.50; 100 lbs., \$19.00.**

Grundy County Dwarf Sweet Clover

We offer this special strain of Dwarf Sweet Clover, originated in Grundy County, Illinois, with a firm belief that it will be of considerable value in excess of the common Sweet Clover, as soon as sufficient acreage is planted to produce seed to supply the demand.


This strain is earlier, more dwarf and leafy than the common Clover and has several outstanding features:

First, the fact is that it is three weeks earlier than the common Sweet Clover. Thus the seed ripens ahead of most seeds and of frost.

Second, it grows to a good height and makes a good hay crop and it is not as tall, woody and hard to handle as the common.

Third, it is finer and more leafy than the common and branches thick about one foot above the ground, making a greater quantity of better quality hay.

Fourth, it yields more seed than the common and on account of the finer stalks is more easily sowed. Some of the farms in Grundy County, this past season, produced as high as fifteen bushel of this seed per acre. Grundy County Sweet Clover is considered in its home County more like alfalfa than Sweet Clover. It grows a good deal like alfalfa, only faster so that it might be called a White Blossomed Alfalfa. **1 lb., 35c; 10 lbs., \$2.70; 50 lbs., \$10.00; 100 lbs., \$19.00.**



William Koster, Manson, Iowa, Nov. 17, 1925
"Last spring I asked if you could furnish Hubam Sweet Clover that you would guarantee to be pure. You wrote back that you had plenty of your own growing and I purchased 100 pounds. Your guarantee was perfectly good, as I have the nicest Sweet Clover I ever saw. I am enclosing a photograph. This was taken on a windy day and does not show up very well."



Alsike Clover

leafier stalks, and large, slightly pointed leaflets. It will produce more hay on poor ground than any of the other clovers. (60 lbs. per bu.)

Pound, 50c; 30 lbs., \$13.00; 60 lbs., \$25.00; 100 lbs., \$40.00.

Alsike, or Swedish Clover—This clover comes from the little province of Alsike, in Sweden. It is one of the hardest varieties known, being perennial and absolutely refuses to winter kill; it is alike capable of resisting the extremes of drought or wet. It is a great favorite with all who have tried it. Produces annually a great quantity of herbage of excellent quality. Sow in

Other Clovers

Medium Red—Our Red Clover Seed is all northern grown. It is first class in every particular. This seed will be much better for the northern planters and also for those south of us than seed grown in Iowa, Kansas and Nebraska. Our grass and clover seeds are good enough to comply with any state laws. It's the kind we sell always, not sometimes.

Valuable not only as a forage plant, but also for its fertilizing properties on the soil. It has very long and powerful tap roots, and when these roots decay they add largely to that black mass of matter called the soil. As a forage plant it makes an excellent quality of hay, and can be cut at least twice a year. Sow about 12 or 15 pounds to the acre. Weight, 60 lbs. per bushel.

1 lb., 50; 30 lbs., \$12.50; 60 lbs., \$24.00; 100 lbs., \$39.00.

Mammoth Red Clover—

This grows much taller than Red Medium, with larger, Mammoth Red Clover—

This grows much taller than Red Medium, with larger,

spring or fall, about 8 to 10 pounds per acre. Weight, 60 lbs., per bu. **Pound, 45c; 25 lbs., \$10.00; 50 lbs., \$19.50; 100 lbs., \$37.00.**

White Dutch Clover—Excellent pasture Clover, forming with Kentucky Blue Grass the finest and most nutritious food for sheep and cows, Sow 5 or 6 pounds to acre. Weight, 60 lbs., per bu. **Pound, 75c; 10 lbs., \$6.00; 20 lbs., \$11.75.**

Alsike and Timothy—In the Northwest there is a great demand for a mixture of Alsike and Timothy Seed mixed in the right proportion ready for sowing. This mixture is especially valuable for low, wet places, for permanent meadow or for pasture, and on account of the very low price at which we offer it, you can seed down more ground for the Grass Seed Line. **Pound postpaid, 25c; 50 lbs., \$7.50; 100 lbs., \$14.00**

Bacteria for inoculating clover, $\frac{1}{4}$ bu. size., 50c; 1 bu. size, \$1.00.

Bargains in Alfalfa and Sweet Clover Seed

Alfalfa. Each season we have a few bags of Alfalfa seed of good quality and high germination, but not good enough to go into the first grade. This seed is composed of a mixture of Cossack, Grimm's and Dakota No. 12, and we are offering it at the very special price of **\$17.00 per Hundred Pounds,**

Sweet Clover. We also offer a few bags of second grade White Blossom Sweet Clover. This is of high germination and good quality for the price asked. While it lasts this will sell at **\$10.50 per Hundred Pounds**
Yellow Blossomed, \$11.00 per Hundred Pounds.
Grundy County, \$11.50 per Hundred Pounds.

H. J. Gurney Says

A farmer whose field was all mud
Took a spade and dug up a spad.

"It's a Bugless," said he,

And the bugs let it be,

But the patch got H— from the flood.

SELECTED SEED CORN

Gurney's High Grade Ear and Shelled Seed Corn for Spring of 1927

We Have Originated and Introduced Many of the Best Varieties of Early Corn

I am writing this on October 1, 1926 and the seed corn situation for 1927 planting is the most serious in my memory. The crop of 1924 was of rather poor germination, that of 1925 still worse and on this date the corn remaining in the fields contains more moisture than at any time on the first of October. If the temperature should drop to say 20 degrees above zero, any corn remaining unprotected would be killed and the planters of 1927 would have to depend on the unsatisfactory crops of 1924-25 and the small quantities gathered previous to this date from the 1926 crop.

We Commence Gathering our Seed Corn Crop on the Fifteenth of September and continue as rapidly as possible until the entire crop is brought in, placed in frost proof warehouses, which insures the planter the highest possible grade seed. We have been gathering for some time now and the germination tests of the seed brought in are from 95% up and, if it is possible to secure a sufficient quantity of this corn for spring planting, you cannot afford at any price to plant corn of a lower grade. This corn costs us more than twice as much per bushel as corn selected in the ordinary way from the crib during the winter or spring months for the following reasons: First, we buy 30% water, as the corn in the cob contains more moisture this season than ever before. It is immediately sorted on delivery and only the best ears saved. The balance goes to our hog ranch for hog feed. Then we pay the best growers in the community a good premium over the market price for the growing of the particular varieties wanted by us. We furnish them the stock seed from our own selected seed to grow their crops from this stock seed while worth many dollars per bushel is placed with our growers free of charge. As soon as the corn is sorted, it is raked up in our well-ventilated, heated, frost proof buildings and dried down to a low moisture content and then tested for germination. If it shows a satisfactory test then it is either shelled, graded and sacked or placed in sacks or crated in the ear, then both the shelled and crated in the ear corn is placed in our storage buildings that do not freeze. This makes the planter the ideal seed corn and he had better pay \$1.00 or more per acre for his seed than to get less desirable free of charge. A single bushel and a half extra yield per acre would warrant the highest expense for seed. In buying seed corn, figure one bushel for each six to eight acres. Flint varieties will plant about six acres, while such varieties as Minnesota No. 13 about seven acres and the later varieties like Reid's Yellow Dent eight acres per bushel.

Prices of Seed Corn Subject to Change Without Notice

Early Murdock Seed Corn in One of Our Curing Rooms

This room is seventy-five feet square, twelve feet to the ceiling and is one of the rooms in which the early harvested seed corn is suspended for drying purposes. None of the ears touch another and each of these suspended racks holds 1700 ears, a sufficient amount to plant eighty-four acres. There are a trifle over 1400 of these racks in this room, or a sufficient amount of seed corn of this variety to plant 11760 acres of Early Murdock. We commenced gathering and drying this corn on the twentieth of September.


Millions of Bushels of Seed Corn Required

That we may give you an idea of the immense quantities of seed corn required to produce the three billion bushel, annual crop of the United States, will say that South Dakota alone requires 500,000 bushels, Iowa requires 2,000,000 bushels and other States in proportion.

Eight of these northwestern States produce more than 50% of the corn crop of the United States. The United States produces more than 70% of the entire corn crop of the world. Argentina produces the next largest quantity to the United States, but we produce twenty times the number of bushels they produce. The value of the corn crop of the United States is four times that of all the gold produced annually in the world. It is three times as many bushels as the entire wheat crop. Its value equals one-fourth of all agricultural crops produced in the United States. This includes fruits and vegetables.

Iowa is usually the leading corn state. Corn is grown in every State in the Union. 80% of all the corn produced is consumed in the locality where grown and only 2% of the crop is exported. The balance is consumed in making various kinds of corn products, flour, glucose, starch, distilled spirits, corn oil, corn sugar, corn syrup, dextrines, jams, jellies and miscellaneous products.

Corn is rightly called, "King" of all farm or agricultural products. We, of the commercial corn producing States, should use every effort to divert as much of our crop as possible to the making of by-products and in this way create a greater demand for this, our most profitable crop. **Long live the King!**




Minnesota No. 13 Seed Corn

The Corn That Added Millions of Dollars to Farm Values and Crowded the Corn Belt 300 Miles Further North

When the Minnesota Department of Agriculture originated and disseminated Minnesota No. 13 they could not realize the countless millions of dollars they were adding to the agricultural wealth of the Northwest. This was the forerunner of the early varieties that made corn growing profitable much further north than it had been previously. They gave us a high yielding, a high protein content corn that would grow several hundred miles north of the profitable corn producing belt heretofore.

Minnesota No. 13 is a yellow variety and has been grown successfully as far north in North Dakota and Montana as the Canadian line. With us May 25 planting matures about September 1, depending, of course, on the season. This variety is outyielding many later varieties by actual weight per acre. We do not advise planting Minnesota No. 13 for the main crop further north than central North Dakota because unusual weather conditions might destroy the crop further north than that. To the people of Kansas, Oklahoma, Iowa and Nebraska, who are short feed from the previous crop, plant Minnesota No. 13 for early feed or hogging down.




Minnesota 13

1 lb., 20c; 15 lbs., \$1.50; 28 lbs., \$3.00; 56 lbs., \$5.00; 560 lbs., \$46.00.
Selected ear corn, crated or sacked, per 70 lbs., \$6.50.

Edward Huckstad, Clayton Co., Iowa, July 14, 1926.

I want to let you know that the seed corn we bought of you grew just fine and is looking extra well now. It germinated 98% or a little better and is the healthiest looking field. It is all tasselled out at this time.



Wimple's Yellow Dent

Probably a larger acreage of Wimple's Yellow Dent is planted in southeastern South Dakota than any other variety of corn. This corn originated in Union County about twelve years ago and has spread in all directions from there, giving good satisfaction anywhere south of central South Dakota, the southern tier of counties in Minnesota and all points south of there. It is a very deep, broad kernalled, rough

corn, producing good sized ears and yielding heavily to the acre. It grows well up on the stalks, and stalks 7 to 9 feet high, depending on the location, soil, etc. Grown in South Dakota. 1 lb., 20c; 14 lbs., \$1.75; 28 lbs., \$2.50; 56 lbs., \$4.00; 560 lbs., \$37.50. Ear corn per 70 lbs., \$6.00.


This extremely early White Dent Corn has been thoroughly tried out in the extreme north and has made good, maturing in North Dakota in any ordinary season.

In size like Minnesota No. 13, Yellow Dent, and, like the No. 13, stands up well even in the extreme North. Stalks grow to a height of seven feet, ears are up three feet from the ground, making it easily harvested with the Corn Binder.

This Corn will outyield any other variety of Dent Corn that can be grown in the extreme North. It has been bred for yield and earliness, and will withstand more extremes of weather than any other Corn grown. Might not be an ideal Corn for some of Iowa and Illinois farmers, who are used to the foot-long varieties, but North Dakota White Dent is a silver mine to the North Dakota, Minnesota and northern South Dakota farmer who has wanted to grow Dent Corn but could not on account of length of season. Do not get the idea that this is a 10 to 20 bushel to the acre Corn and so low down that you cannot find it at husking time. It stands up well, seven feet, and yields, with reasonably good farming, 50 bushels to the acre. Our supply of this Corn grown in Yankton, Bon Homme and Douglas counties, South Dakota. Price, 1 lb., 20c; 14 lbs., \$1.75; 28 lbs., \$3.00; 56 lbs., \$5.00; 560 lbs., \$45.00. Ear Corn per 70 lbs., \$6.00.

Rustler White Dent—We planted a 100-acre field of Rustler White Dent commencing on May 25, 1920, harvested and shelled and shipped two carloads before the 10th of November that graded No. 2 white on the terminal market. This is a grade that is seldom reached by any variety of corn until it has been in storage for nearly a year. I give you the above to determine its earliness. This Rustler White Dent can be planted safely from the North line of North Dakota south. When I say safely I mean that Rustler White Dent will produce a crop in any of that territory when any other

North Dakota White Dent



variety of Dent corn matures a crop. It is an exceptional yielding corn, producing in this country this past season better than 50 bushels per acre. We have this seed grown as far north as Southeastern North Dakota. 1 lb., 20c; 14 lbs., \$1.75; 56 lbs., \$5.00; 280 lbs., \$22.50; 560 lbs., \$43.00.

Wisconsin No. 7 or Iowa Silver King—This extremely new valuable White Corn originated with the Wisconsin Agricultural College at Madison, Wis., and has been distributed by them over their state generally and over the whole Northwest to some extent. It is the largest early White Corn grown, the deepest kernalled; in fact, the best bred of any variety of White Corn. In Wisconsin it is considered more valuable than any of the yellow varieties on account of the increased yield over those varieties. In earliness it is equal to any Corn, maturing perfectly in ninety days.

It has been recommended by the Ames College for Northern Iowa under the name of **Silver King**, and is certainly king of the White Corn.

This should be planted any place north of Central Iowa to northern line of South Dakota. Height of stalks generally about 7 to 8 feet in this latitude. Ears up about 2½ feet from the ground. Ears very uniform in size and shape. An exceptionally pretty White Corn. Per lb., 20c; 14 lbs., \$1.75; 28 lbs., \$2.75; 56 lbs., \$4.50; 560 lbs., \$42.00. Ear Corn per 70 lbs., \$6.00.

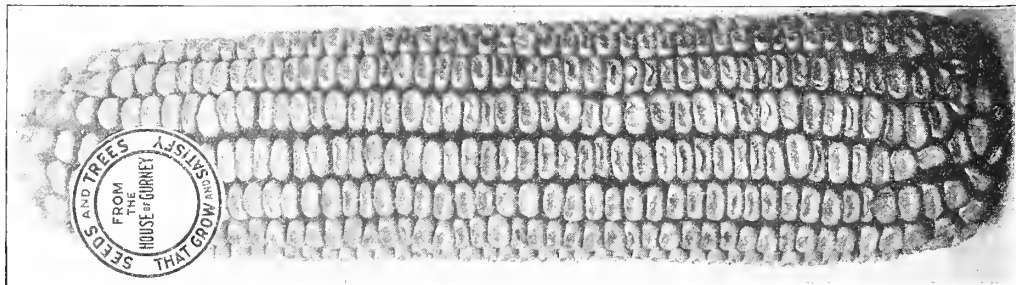

Our supply of Northwestern Dent Corn is grown from Yankton to as far north as corn matures. We place this and August 15th at the head of the list of the earliest varieties of dent corn, suitable in most sections for the early hogging off. The very best in northern sections for the main crop variety. In the southern sections, southern Nebraska, Kansas, etc., where on account of drought you failed to get a good crop last year, you should plant at least an acreage enough to supply your wants until the later varieties mature.

This and August 15th are absolutely the earliest varieties of dent corn that will produce a paying crop, and you should take this into consideration in placing your orders for corn. The color of this corn is red. August 15th is a white-capped yellow corn. Price, 1 lb., 25c; 14 lbs., \$1.75; 28 lbs., \$3.00; 56 lbs., \$5.00; 560 lbs., \$46.00.

DeWolf's Extra Prolific Field Corn—This is another production of M. J. DeWolf, now well past eighty years old. This corn matures well to the northern part of South Dakota and can be grown in the same district as Minnesota No. 13, but will outyield it. In 1920 it produced 115 bushels of ear corn to the acre in the seed trial grounds. We claim that it will outyield any variety that will mature in the same time on the same ground. This places it far ahead of other well-known varieties. If this variety

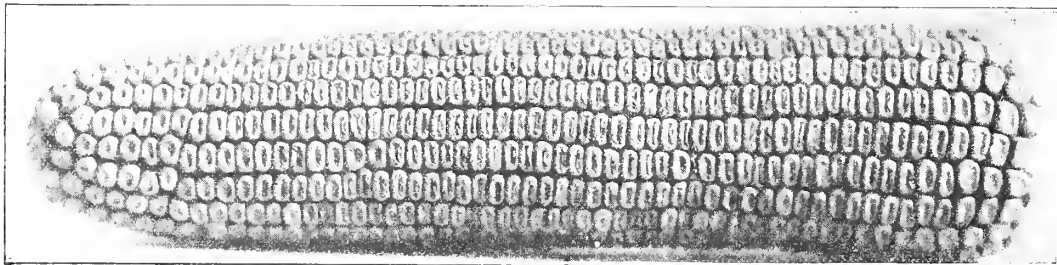
was planted alone, to the exclusion of all other varieties in the State of South Dakota, it would add to the wealth in the corn crop alone more than forty million dollars per annum. That would mean if you had planted DeWolf's Prolific instead of your regular corn, your crop would have brought you from one to three thousand dollars more than it has. Can you afford to let it pass another season? Can you afford to turn this proposition down, even if it costs you two or three dollars per bushel more for the seed than for other varieties? Price, 1 lb., 35c; 14 lbs., \$1.75; 28 lbs., \$3.00; 56 lbs., \$5.50; 560 lbs., \$45.00. Ear corn per 70 lbs., \$6.50

Northwestern Dent



DeWolf's Extra Prolific Yellow Corn

Reid's Yellow Dent




For the last ten years we have grown and selected a **Reid's Yellow Dent** that would be satisfactory to the planter in the southern tier of counties in South Dakota, northern Nebraska and northern Iowa, as well as those farther south. **Reid's Yellow Dent** is the ideal Corn where it can be safely grown. It is too late for any place north of the north line of Iowa and our strain of Reid's is the earliest grown, so do not buy this variety and expect a crop to mature north of the north line of Iowa. Price, 1 lb., 25c; 14 lbs., \$1.75; 28 lbs., \$2.85; 56 lbs., \$4.00; 560 lbs., \$37.50.

Dakota White Dent—About ten days later than Minnesota No. 13. Yields with us about 65 bushels per acre. Will be safe to plant in any ordinary season as far north as Madison, S. D. Ears from 8 to 10 inches; very deep kernel; stalks from 7 to 9 feet high, makes lots of fodder. If you live north of the south line of South Dakota and south of Madison, S. D., you will be pleased with it. Grown in South Dakota. Price, per 56 lbs., \$4.00; 560 lbs., \$37.50.

Dakota Yellow Dent—The description of Dakota White Dent fits this corn exactly, except this is yellow. Don't fail to order some of this if you are located in its territory. It is the yellow Corn for that section. Grown in South Dakota. Price, per 56 lbs., \$4.80; 560 lbs., \$43.50.

Early Murdock

We have been watching the Early Murdock for the last several years, and we have come to the conclusion that it is a direct descendant of Minnesota No. 13. A little larger ear, just a little later, probably one week; yields well and is an excellent corn for any part of South Dakota or any point south of the north line of South Dakota. We would not plant Early Murdock beyond the South Dakota line. It will be one of the main varieties in the south two-thirds of this state and all states south of that point. South Dakota grown. Price, 1 lb., 25c; 14 lbs., \$1.75; 28 lbs., \$2.95; 56 lbs., \$5.00; 560 lbs., \$46.00.



Early Murdock


John Honken, Rock County, Minn., March 10, 1926.

Received my corn and sweet clover, and have tested the Corn all ready. It germinates 96 out of 100. I am well pleased.

Golden Glow or Wisconsin No. 12—This is a cross of the Wisconsin No. 8 and Toole's North Star. This cross produces a corn retaining the extreme earliness of the Wisconsin No. 8; the larger ear and deeper kernel of the North Star. This is a pure golden-yellow, most attractive in color and appearance. Ears average from 8 to 8½ inches with exceptionally well-filled butts and tips. The kernels are of unusual depth for an early variety. This is one of the Wisconsin Experimental Stations high-yielding varieties. 1 lb., 25c; 14 lbs., \$2.00; 28 lbs., \$3.00; 56 lbs., \$5.00; 560 lbs., \$45.00.

Gurney's August 15th Corn

This corn is of our own origination and is nearly identical with Minnesota No. 23. Ours was introduced and catalogued by us one year previous to the Minnesota stations sending out their No. 23. Produces a medium sized ear of light yellow corn with a white cap. It is extra early or earlier than Northwestern Dent. It is a more desirable corn on account of its higher feeding value and many people object to a red corn like Northwestern Dent. The ears of August 15th are almost perfect in shape and it is a very desirable corn for early feeding for August, and especially valuable for the main crop variety for the extreme north, even into central Canada. It has saved the pocketbook of the southern farmer by furnishing him feed long before any other varieties. Plant it for hogging off. Your hogs will enjoy a scrap with a good field of August 15th. Plant it by mid-May and you can husk it on the 15th of August. 1 lb., 25c; 14 lbs., \$1.75; 28 lbs., \$3.25; 56 lbs., \$5.50; 560 lbs., \$50.00.



Gurney's August 15th

Red Cob Ensilage Corn—Among all the varieties of Ensilage Corn, this one gives the greatest product of green forage per acre, amounting on rich land and proper cultivation to as much as 10 tons. The fodder is sweet, tender and juicy, growing to a height of 10 to 14 feet. It is easier for the average farmer, and the first cost is less, to sow the ordinary field corn for ensilage purposes, but the thoughtful farmer will consider quantity and quality of the products as of first importance. 1 lb., 20c; 14 lbs., \$1.25; 56 lbs., \$2.75; 560 lbs., \$25.00.

South America's Mammoth—What would you think of corn stalks 17 feet high, that caliper 2½ inches at the base, producing ears 12 to 14 inches long, and of immense caliper? Ears often containing 28 rows, the stalks big and strong enough to make side posts for a child's swing. We have grown them to this size in our trial grounds and we have attached the ropes and made swings of them. We exhibited at the South Dakota State Fair one year ten stalks and ears that weighed 82 lbs., the shortest stalk in this exhibit was 15 feet. We do not recommend this corn for general crops, but just for a novelty for exhibition purposes. We have had reports from North Dakota showing a 15-foot stalk in that state. If you want the real novelty in corn, try this. ½ pt., 15c; 1 lb., 35c.

Sweet Fodder—There is nothing better for summer and fall green feed or for curing for winter than Sweet Corn. Being sweet and palatable, cattle eat every part of the stalks and leaves. Always a great favorite with dairy farmers and excellent for soiling. Can be planted as other corn or sown thickly in drills or broadcast. Sow ¼ bushel per acre in drills, 1 to 1½ bushels broadcast. 15 lbs., \$2.25; 50 lbs., \$6.00; 100 lbs., \$10.00.

Primitive, or Husk Corn—This is the original corn from which all the improved varieties of corn were produced. About thirty years ago a friend of ours was traveling in Central Mexico and in a district far removed from civilization and all human habitation he found this corn growing wild, just as it had doubtless been growing for many centuries before America was discovered. It is a very curious appearing corn, each separate kernel is enclosed in a husk and there is an outer husk over the entire ear. Large Pkt., 15c.

Squaw Corn, Blue and White Flint—This is the old-fashioned Flint corn that is known by every one the country over as Squaw Corn. It yields an immense ear and an exceptionally large number of them. Plant an acreage of this corn, and you will be feeding new corn before you know it. In planting Flint corn figure about one bushel of seed to each six acres, it stands planting a little thicker than other varieties, and is really one of the most valuable corns to grow, especially in a season when you want early feed. Price, 1 lb., 20c; 14 lbs., \$2.00; 28 lbs., \$2.75; 56 lbs., \$4.75; 560 lbs., \$44.00.

Dakota White Flint—This is the White Flint used for Hominy and Hull Corn. For table quality, flavor and sweetness is the best variety of Indian Corn. Its ample foliage makes it desirable for ensilage fodder. Dakota grown. Per 56 lbs., \$5.50.

Longfellow Flint—A beautiful eight-rowed Yellow Flint, ears from ten to fifteen inches long. Very prolific and early. South Dakota and Nebraska grown. 1 lb., 20c; 14 lbs., \$2.00; 28 lbs., \$3.00; 56 lbs., \$4.75; 560 lbs., \$44.00.

Gehu Flint—Absolutely a seventy-day corn. This means that you can plant the corn and on the seventieth day thereof you can harvest matured corn. This means a lot to you in 1925, because the 1924 crop was short and high in price, and if you have saved any over, by planting this Gehu you can sell the old corn and depend on this new crop taking care of your wants early in the season.

We have planted this corn as late as the 25th of June and matured a perfect crop. This is an excellent corn for hogging down, producing as it does from two to five ears to the stalk, ears six to eight inches long. Should plant at the rate of four acres of corn to one bushel of seed to get best results.

We grow very large quantities of this corn each year for the extreme North, even well into Canada. 14 lbs., \$2.00; 28 lbs., \$3.50; \$5.50 per bushel.

Gurney's Rainbow Flint

The largest eared, highest yielding, early Flint corn, originated by us and catalogued for the first time in 1915.

Matures in British Columbia—Seed Dakota Grown

This is a variety of corn that we are proud of. It is the corn child that we think more of than any other. Several years ago, Professor Hansen was visiting us while attending the State Horticulture meeting. As usual, he was talking of the production and the method of production of new varieties. We finally talked corn, and the Mendel theories of production. Professor Hansen made the statement that if we would secure somewhere a variety of inbred corn, the longer it had been inbred the better; go in another direction and secure another variety, inbred just as long so that there would be no danger of these two lots being related in any way; place each variety in separate planters, planting two rows of one variety, then two rows of the other; then detassel one of the varieties and save it for seed, then we would receive from this seed a remarkable yield of corn, but that we must not continue it beyond one year, as the chances were almost 1 to 1,000 that the second year it would degenerate and show the bad traits of both parents. We tried this by the growing of two flint corns. We planted the seed as directed by him, and I produced a wonderful yield of remarkable, large ears of early maturing flint corn, of about every color you can think of. The yield was so great, and so much better than either parent, that we thought we would take that one chance and try it again. Time has proven that we struck the one chance in the thousand, and produced a wonderful flint corn. It is getting to be standard everywhere, as the largest producer of corn and fodder, the finest to look at, and one of the earliest to mature. It has matured perfectly in British Columbia. It produces a remarkable yield in the South. And is the main crop for early hogging off in all sections of the country. It is not unusual to produce a very large percentage of 14-inch ears of 14, 16 and 18 rows. Try it in the field and in the hog pen. 1 lb., 25c; 14 lbs., \$1.75; 28 lbs., \$2.95; 56 lbs., \$5.00; 560 lbs., \$48.00.

Popcorn


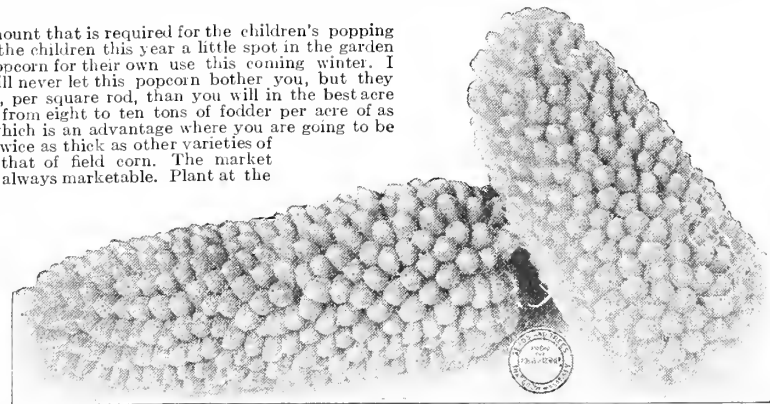
About one farmer in ten grows Popcorn, even the little amount that is required for the children's popping during the winter months, when it is enjoyed so much. Give the children this year a little spot in the garden where they can plant at least one pound of the White Rice Popcorn for their own use this coming winter. I would bet you dollars to doughnuts that the little shavers will never let this popcorn bother you, but they will hoe and cultivate it and produce a greater money yield, per square rod, than you will in the best acre of your own cornfield. Give the kids a try at it. It will yield from eight to ten tons of fodder per acre of as high feeding value as sweet corn. It matures very early, which is an advantage where you are going to be short of early feed for the stock. It can be planted at least twice as thick as other varieties of corn and the yield of ear or shelled corn is usually equal to that of field corn. The market price is much better than for other varieties of corn, and is always marketable. Plant at the rate of 6 to 8 quarts to the acre.

White Rice—½ pt., 15c; 1 lb., 25c; 14 lbs., \$1.80; 50 lbs., \$4.50; 100 lbs., \$8.00.

Red Rice—Fancy seed, bright red ½ pt., 30c; 1 lb., 50c; 10 lbs., \$2.00.


Japanese Hull-less Popcorn

A hill of Japanese Hull-less produces as high as twenty ears of corn, ears small to medium, rows irregular like Country Gentleman Sweet Corn. It is the best of all the popcorns for popping purposes. Clear, white kernels popping to much greater bulk than other varieties. Much better flavor and the real coming popcorn. ½ lb., 20c; 1 lb., 30c; 14 lbs., \$2.25; 50 lbs., \$7.00; 100 lbs., \$12.00.



A Basket of Selected Ears of Rainbow Flint Gathered in Early September. None of the ears less than 16 in. long, longest being 18 in.

Another variety, inbred just as long so that there would be no danger of these two lots being related in any way; place each variety in separate planters, planting two rows of one variety, then two rows of the other; then detassel one of the varieties and save it for seed, then we would receive from this seed a remarkable yield of corn, but that we must not continue it beyond one year, as the chances were almost 1 to 1,000 that the second year it would degenerate and show the bad traits of both parents. We tried this by the growing of two flint corns. We planted the seed as directed by him, and I produced a wonderful yield of remarkable, large ears of early maturing flint corn, of about every color you can think of. The yield was so great, and so much better than either parent, that we thought we would take that one chance and try it again. Time has proven that we struck the one chance in the thousand, and produced a wonderful flint corn. It is getting to be standard everywhere, as the largest producer of corn and fodder, the finest to look at, and one of the earliest to mature. It has matured perfectly in British Columbia. It produces a remarkable yield in the South. And is the main crop for early hogging off in all sections of the country. It is not unusual to produce a very large percentage of 14-inch ears of 14, 16 and 18 rows. Try it in the field and in the hog pen. 1 lb., 25c; 14 lbs., \$1.75; 28 lbs., \$2.95; 56 lbs., \$5.00; 560 lbs., \$48.00.



Bromus Inermis

Dakota grown seed only. New settlers west of the Missouri River in North and South Dakota and western Nebraska should use this grass almost exclusively on the land. An exceedingly valuable grass; succeeds and produces immense crops of high nutritive value on the sterile and arid plains of our Western States, growing luxuriantly on dry, sandy soils where other grasses would perish. It is perennial and once sown down will stand for ten years. It is one of the surest to obtain a catch, establishing itself very rapidly, so much so that a good hay crop can be had the first season followed afterwards by an immense amount of succulent pasturage. On and after the first season two crops a year can be had from it. When fully grown the plant stands 4 to 5 feet in height and stools out freely. It is ready to cut the latter part of June. This grand grass has been highly endorsed by the Experiment Stations, a few of which we give below. Prof. Shaw of Iowa says: "This grass cannot be obtained too soon by the farmers of the West." Notes on the Grasses and Forage Plants of Iowa, Nebraska and Colorado, published by the U. S. Department of Agriculture, says: "Bromus Inermis withstands drought and cold, and is perfectly adapted to conditions existing in Iowa. It makes an excellent growth, and more nearly reaches the ideal of a farmer's grass than any other sort introduced in recent 8 years." Sow broadcast at the rate of 20 lbs. per acre (14 lbs. per bu.). **Per lb., 25c., 10 lbs., \$2.00; 50 lbs., \$8.00; per 100 lbs., \$15.00.**

Meadow Fescue, or English Blue Grass—One of the best of the so-called natural or permanent Meadow Grasses, and has so well adapted itself to our Northern and Western States as to have become invaluable; in fact, it thrives over as wide a range as any of our grasses, succeeding as far south as Tennessee. It is greedily eaten by all kinds of stock, is very fattening, and makes excellent hay. It is very hardy and succeeds in almost all soils, but attains its greatest perfection in moist, rich land. Coming into use very early and again late in the fall, it should form a prominent part in all permanent pastures and meadow mixtures. (22 lbs. to the bu.) **Per lb., 40c; 50 lbs., \$11.00; 100 lbs., \$20.00.**

Orchard Grass—(*Daactylis Glomerata*)—It is of exceptional value for permanent pastures and for hay crops. It is very early, coming in ahead of all other grasses, recovers quickly after being cut, and endures close cropping by cattle. All kinds of stock relish it greatly and if cut when it comes into flower makes excellent hay. Thrives well on all soils and attains its greatest perfection on strong, moist and clay lands. (14 lbs. per bu.) **Per lb., 40c; 10 lbs., \$2.50; 100 lbs., \$20.00.**

Kentucky Blue Grass (June Grass, or Smooth-Stalked Meadow Grass; Fancy Cleaned)—(*Poa Pratensis*)—One of the first grasses to start in the spring; much relished by all kinds of stock, and succeeds on a great variety of soils, particularly on rich, moist lands. Fancy cleaned seed. (20 lbs. per bu.) **Per lb., 60c; 10 lbs., \$4.95; 20 lbs., \$9.00; 100 lbs., \$35.00.**

Red Top, Choice—(*Agrostis Vulgaris*)—Grows on almost all soils, but best on moist lands; should be included in all mixtures for seeding down wet or marsh lands. (15 lbs. per bu.) **Per lb., 50c; 15 lbs., \$6.50; 100 lbs., \$36.00.**

English Rye Grass—(*Lolium Perenne*)—One of the best and most nutritious grasses for permanent meadows and pastures; it endures close cropping and recovers quickly after cutting. Does best on strong, rich soils. (24 lbs. per bu.) **Per lb., 30c; 24 lbs., \$4.75; 100 lbs., \$16.00.**

Italian Rye Grass—An excellent variety producing a nutritious feed in early spring; if sown early will produce a large crop the same season. (18 lbs. per bu.) **Per lb., 30c; 10 lbs., \$2.50; 100 lbs., \$15.00.**

Timothy—(*Phleum Pratense*)—Dakota Grown; thoroughly reseeded, the best Timothy Seed on earth. You know what Timothy is, and you can grow it. A few years ago it was almost unknown to the farmers and stock growers of South Dakota; today it is growing successfully in the eastern half of South Dakota, from the south to the north line. Most farmers have their Timothy and clover meadows and pastures. Our seed is all northern grown, and of the very best grade. (45 lbs. per bu.) **Pound, 20c; 10 lbs., \$1.80; 50 lbs., \$5.50; 100 lbs., \$10.00.**

Pasture Mixture—There are certain desirable mixtures of various kinds of grasses that give you the best results on highlands or lowlands. As we have made a study of the proper mixtures for this purpose for many years, we can give you better results than if you selected your own. You can readily understand that it is our interest and desire to secure for you the best results from anything you purchase from us. Consequently, we spend lots of time and money in studying the various grasses and knowing where they will succeed best. In ordering pasture mixture, state whether it is for high or low land or hog pasture. Each of these require an entirely different mixture. By securing this best mixture, you can ordinarily pasture fifty per cent more stock per acre than you can with most of the ordinary or a single variety of grass, besides having a continuous pasture from early in the spring until it is covered with snow in the fall. Sow 25 lbs. per acre.

Upland Pasture Mixture—Per lb., 35c; 25 lbs., \$5.25; 50 lbs., \$10.00; 100 lbs., \$19.25.

Lowland Pasture Mixture—Per lb., 35c; 25 lbs., \$5.50; 50 lbs., \$10.50; 100 lbs., \$20.00.

Hog Pasture Mixture of grasses and clovers—Per lb., 30c; 25 lbs., \$4.75; 50 lbs., \$8.00; 100 lbs., \$15.00.


Lawn from Gurney Seed—South Dakota State Capitol Building

J. A. McDonald, Coffee, Calif., Sept. 23, 1926.
I purchased seed from you last spring, as I imagined it would do better in this climate than the seed grown in the warm valleys of California. I placed about an equal order with several other seed houses and yours did better than any of them.

N. H. Coe, Appanoose Co., Iowa, April 28, 1926.
My first order of Artichokes failed to reach me. I notified you and have today received another package in good condition. I could not ask anyone to treat me fairer than this.

Mrs. O. S. Anfinson, Vernon Center, Minn., July 30, 1926.
Just a line to let you know how well pleased I am with the seeds I received from you this spring. Yankton Main Crop Peas and Cucumbers are the finest I ever had. I wish you would give me a recipe for making sweet cucumber pickles like those you get in the store.

NOTE.—We sent her one of the 60th Anniversary Cook Books that is filled with just such information.



A photograph of the Capitol building at Pierre, South Dakota, together with the lawn, surrounding same. These grounds were planted with our special lawn mixture in May, this photograph was taken in early September and shows something of the luxuriant growth of the grass and the beautiful lawn surrounding this elegant new Capitol building. The marvelous beauty of this perfect lawn produced in so short a time has created a great deal of favorable comment among the newspapers of the Northwest, some of them devoting columns to it. Gurney's Lawn Grass will produce this kind of a lawn anywhere. South Dakota is to be congratulated on its fine building and beautiful lawn.

Capitol Lawn Mixture—It is made up of the seed of several fine leaved grasses, selected and recommended by the experts of the Agricultural Department at Washington, after a series of most careful experiments extending over several

years. We can conceive of no better authority on the subject than these painstaking investigators. It may be said here concerning all these special purpose grass mixtures that they are based mainly on the results of these field trials at the department and at various State Experiment Stations. The mixture offered here for lawn purposes has been tested thoroughly under the severe conditions of our climate, and has proven so generally satisfactory as to fully warrant us in claiming them to be unexcelled. **Pound, 60c; 10 lbs., \$5.00; 20 lbs., \$9.50; 50 lbs., \$22.00.**

For shady places, certain fine grasses are used that show a particular aptitude for maintaining their growth in the shade of trees. These grasses are generally shy seeders and consequently the seed is high priced, as will be noted in our price list, but the results obtained will fully warrant the cost. **Pound, 80c; 10 lbs., \$4.80.**

Pedigreed Stock of Seed Grain

I have a great many letters during the season from planters of seed grains, asking for a reduction in the prices at which the goods are quoted. We think a word of explanation here would show the reasonableness of the charge which we make for these grains. There is a much larger cost attached to the production of these better grades of grain than to the grain grown in the ordinary way. In the reeling there is a great shrinkage, as we take out of the small grains and light ones, and give you none but the very best grade of grains. We do not believe that you can object to the price we charge for this extra fancy stock. There is but little profit to us in the grain at the prices at which we catalog them.

Flax, Minnesota, No. 25

This wilt-resistant Flax is a selection made by the Minnesota Experiment Station from stock received from the Department of Agriculture at Washington, and in repeated trials at the Minnesota Station and points in the Northwest it outyields all other varieties of Flax from two to four bushels per acre, and where other Flax wilts and fields are entirely destroyed this has stood perfectly. Not in all cases, but nearly all.

If you can increase your yield even one bushel per acre by planting this Flax and have the added advantage of leaving your ground clean and free from foul seed on account of planting absolutely clean Flax, you would be ahead if you could secure the common dirty Flax for nothing. 56 lbs., \$4.00; 560 lbs., \$39.00.

Buckwheat

Buckwheat should be sown about the middle of June, broadcast, at the rate of from one to three pecks per acre.

Silver Hull'd — A great improved variety. It is in bloom longer, matures its crop sooner, and yields twice as much as the ordinary sort. In a great many sections of the United States Buckwheat is not a paying crop, if you figure on using it as you would other grains, like wheat or oats. There is no crop that will yield a greater amount of food for fowls than Buckwheat. We know of one case where one quarter-acre field furnished seed for over 300 chickens for three months. They were allowed to harvest the crop themselves. 1 lb., 25c; 12 lbs., 90c; 50 lbs., \$2.50; 100 lbs., \$4.65; 1,000 lbs., \$45.00.

Japanese — Larger seeded than Silver Hull. Seed black, good yielder. About equal to Silver Hull in all ways for all purposes. 1 lb., 25c; 12 lbs., 95c; 50 lbs., \$2.75; 100 lbs., \$4.50; 1,000 lbs., \$43.00.

Barley

University, No. 105 (New Barley) — For several years the Minnesota State Experiment Station has been breeding and testing many varieties of barley with a view to producing an improved sort that would lead all other kinds in the matter of yield. This ambition, the station considers, has been realized in the new six-rowed variety here offered under the name of University No. 105. In comparative tests covering a period of several years and made side by side with the best known and most popular varieties, it has proven to be the heaviest yielder, and from any standpoint a most valuable acquisition. It is early, uniform in maturing and pure. 48 lbs., \$1.25; 480 lbs., \$11.50.

Odebrucker Barley — In this age of improvement in grain, barley has come in for its share of attention, and experiments have shown wonderful progress in securing better grades and yields.

The Wisconsin Agricultural College has taken a leading part in the improvement of barley, and in introducing the Odebrucker they are beyond question several years ahead in improvement of all other varieties. The Odebrucker is a better color, heavier yielder and the very best barley that can be grown. The seed we offer is produced from seed secured direct from the Wisconsin Agricultural College and the quality is certainly fine, and we ask all our intended customers to send to us for a sample of it, which we will be glad to submit. The quantity of available seed of this new variety is not very large, and we would advise all barley growers to make their orders early for this. 48 lbs., \$1.25; 480 lbs., \$11.50.

Beardless Barley — This barley will mature in 60 days from date of sowing under ordinary conditions. A barley without beards. This must be admitted by all as a very desirable thing. Most of you have threshed barley and some of you have been in the stack and you know what bearded barley is. The greatest advantage lies in the extreme earliness, which makes it absolutely desirable, it not indispensable, for early feeding when old grain is scarce. Being a sport from the old bearded barley, there may appear a few heads in the field showing beards. 12 lbs., 85c; 48 lbs., \$2.25; 240 lbs., \$10.50.

Blue Hullless Barley — Has no hulls. Earliest and best hog feed grown. Yields immense crops. Better for feeding purposes than other barley. Plant for earliest feed. 15 lbs., \$1.00; 24 lbs., \$1.50; 48 lbs., \$2.50; 240 lbs., \$10.00; 480 lbs., \$19.00.


White Hullless Barley (See colored photo, page 68) — Has neither beards nor hulls, extremely early, making it very valuable for hog feed, yields immense crops that thresh out from the hull just as wheat does, better and richer for feeding purposes than any other barley. This barley is also used in large quantities for bread making purposes and makes an excellent bread, normally producing from two to three times the yield of the best wheat. 15 lbs., \$1.00; 24 lbs., \$1.50; 48 lbs., \$2.75; 240 lbs., \$11.00; 480 lbs., \$21.00.

Bearded Speltz or Emmer

It makes a good crop with almost any condition of soil and climate. It is neither wheat, rye nor barley, and yet it appears to be a combination of these. It is more like wheat than any of the others mentioned. For fattening cattle, poultry, horses, sheep, pigs, etc., it is claimed to be ahead of other grains; in fact, all kinds of animals seem to thrive on it. Speltz is claimed to be ahead of corn, superior to oats and more profitable than wheat. Yields 80 to 100 bushels of richer food than corn, besides giving as much as four tons of good hay per acre. Excellent for pasture and can be fed in the green state. As green grass hay food it often gives 100 leafy stalks from one seed, which shows its heavy stooling properties. The heads are somewhat similar to two-rowed

barley, the spikeless being separated from each other in such a manner that the crop is not easily injured by the weather. It is a heavy yielder. Will grow well and produce enormous crops on land where wheat will not grow. 25 lbs., \$1.00; 50 lbs., \$2.00; 100 lbs., \$3.20; 500 lbs., \$14.00.

A Proper Hog Pasture for the least money. Something you may turn the hogs on soon after planting, something that you may use and get value received from this season. If that is what you are looking for sow 56 lbs. of Fall Rye, 5 lbs. Dwarf Essex Rape and 10 lbs. White or Yellow Blossomed Sweet Clover per acre. Mix thoroughly if sowing by hand; if by machinery, mix rape and clover for one sowing and plant the rye separately. This insures an even stand. Price, packed separately, right portions, 100 lbs., \$6.00; 500 lbs., \$27.50.



A Permanent Hog Pasture

After many years of experimenting we have made up an ideal permanent hog pasture of various grasses and clovers that stand the rough usage best and live longest. Sow this as early in the spring as the ground can be well worked, sowing 30 lbs. to the acre. Price, 30 lbs., \$4.75; 50 lbs., \$8.00; 100 lbs., \$15.00.

Dwarf Essex Rape

This forage plant has rather forced its attention on the grower of stock as the seedsmen, generally, have neglected to tell of its value. A great many farmers have realized its value, and made use of it for a number of years, but the percentage of people planting it is so small that I want to impress it on you, especially this season, that the Dwarf Essex Rape will grow and thrive, and be profitable in so many places on your farm where you are not getting the full benefit of that land, that you should watch for every place, no matter how small, and plant this rape seed. In the spring when you are sowing small grains, sow it at the rate of 4 pounds per acre with your grain. This will furnish valuable pasture after harvest, and on account of the start it has before harvest, requires but little moisture in the latter part of the summer to make a good crop. Plant it with fall rye at the rate of about three pounds to the acre in the months of April or May, and it will make you a good pasture with the rye in summer. Plant it by itself at the rate of 5 lbs. per acre and see the immense yield of forage it will produce. Sow it at the rate of 3 lbs. per acre with your cultivation of corn. This is undoubtedly the most profitable place to sow rape seed. If you are hogging the corn down, the hogs will clean the rape as well as the corn. If you husk your corn and pasture the corn stalks all kinds of stock eat it readily, and this gives them green food with the dry. Dwarf Essex Rape is the only variety that is valuable. We would advise placing your order early. Price 1 lb., 25c; 10 lbs., \$1.50; 25 lbs., \$3.25; 50 lbs., \$5.75; 100 lbs., \$10.00.



Spring Rye

Spring Rye — In the spring of 1923 we advised everybody to plant an increased acreage of spring rye on account of the low acreage of fall rye planted in the fall of 1922. The result was a normal acreage of rye, the fall and spring combined, and a normal yield. The growers of spring rye find that it yielded equal in bushels per acre to the fall rye and was a desirable and reasonably profitable crop. We are again advising that where you have failed to plant a sufficient acreage of fall rye or fall grain, you can still balance your farm work by increasing the acreage of spring rye.

I think we have refunded more money on account of being unable to fill your orders for Spring Rye in past years than any other one item that we list. It seems that most every farmer wants to plant some of this but has been unable to secure the seed. In trying to overcome this difficulty we planted last spring a large acreage of the Spring Rye and harvested a very good crop. In fact, the yield was better than thirty bushels per acre. We have saved all the seed of this genuine Spring Rye and think we have ample to fill all your orders this season with strictly first-class seed.

Spring Rye is equal to Fall Rye for all purposes excepting summer pasture. It allows you to increase the acreage of small grains where you have failed to plant all the rye and fall wheat that you wanted at the proper time. Our last planting of Spring Rye was the 12th of April, and on account of a very dry April did not germinate for more than ten days after that. It can be sown as late as oats and nearly as late as barley, and still produce a good crop. For bread making purposes it would be identical in value with the Fall Rye.

Sow from five to eight pecks per acre, depending on the average rainfall in your locality. Where the rainfall is apt to be deficient, sow a less amount of all kinds of small grain than where the rainfall is ample. You will secure a better yield.

Per lb., 20c; 14 lbs., 90c; 28 lbs., \$1.10; 56 lbs., \$2.00; 560 lbs., \$19.00.

Winter or Fall Rye

This valuable forage plant produces pasture from early in the spring until late in the fall if sown in the spring. It seldom produces any head and gives you good pasture all summer. It is also an excellent fertilizer, plowing it under in mid-summer. In sowing the same variety in September it produces a crop of seed for the next year. 14 lbs., 80c; 56 lbs., \$1.75; 560 lbs., \$17.00.

Millet

Early Fortune — This has come to be one of the most valuable crops that the farmer can raise, the seed being the richest and most valuable stock food that can be produced, while the hay is very valuable for stock. A very much prized peculiarity of this millet is that the seed ripens while the hay is yet green, when, if cut properly, can be thrashed for seed, while the hay makes excellent fodder after being threshed. Pound, 20c; 100 lbs., \$4.25.

Liberty Millet (German) — Planted on good land, produces a large crop of hay or forage during the summer months and leaves the ground in the finest condition for wheat. There is no larger yielding forage plant. Seed is valuable for poultry. (Bushel, 50 lbs.) Sow ½ bushel to the acre. Values constantly changing. Write for prices. 1 lb., 20c; 50 lbs., \$2.50; 100 lbs., \$4.50.

Japanese Millet — All things considered, we call this the most valuable thing in our whole list of forage plants. It has been sold under different names, as "Billion Dollar Grass," "Steel Trust Millet," etc. We recommend it for the following reasons: First, it makes more hay than German Millet or any other. Second, although it grows so large, sometimes seven or eight feet high, the hay is of the most excellent quality, superior to corn fodder. Third, it is adapted to all sections and a great success wherever tried. It does well on low ground. Fourth, two crops a season may be cut from it, or, if left to ripen, it will yield almost as many bushels of seed per acre as oats. Fifth, it requires less seed per acre than any other millet, 20 to 30 pounds being sufficient. Sixth, it makes fine silage, especially if mixed with soja beans or sand vetch. Seventh, it is highly endorsed and recommended by the U. S. Department of Agriculture, by all Experiment Stations and by seedsmen generally. Be sure to order of us, as we are headquarters. Treat it exactly as you would German millet, only sow it a little earlier for best results. We know it will please you. (40 lbs. per bu.) 1 lb., 25c; 10 lbs., \$1.00; 50 lbs., \$2.75; 100 lbs., \$5.00.

The New Siberian — The most wonderfully productive and satisfactory forage plants possessing in a superior degree all the essential merits of any of the older sorts, besides many other points of excellence that distinguish it and render it a most valuable addition to the list of forages and which destines it to take front rank if not lead all the rest. It is said to have come from Russia which would, of course, give it vigor and hardiness not possessed by those originating in a warm climate. 1 lb., 25c; 50 lbs., \$2.25; 100 lbs., \$4.25.

Kursk Millet — This very valuable millet is one sent out by the Department of Agriculture several years ago. We find that it will produce more hay in the dryer regions than any other variety of millet you can plant. The color of the seed is red like the Siberian, only a little darker in color. It yields heavy crops of seed and forage. We especially advise the planting of this in any section where the rainfall is not ample and regular. Sow 20 pounds to the acre. 1 lb., 25c; 50 lbs., \$2.50; 100 lbs., \$4.50.

Hog Millet — We have tried in the last two catalogs to discontinue the use of the words "hog millet." The millet known as hog millet is also known as Broom Corn, Manitoba and Early Fortune Millet. It comes in several colors, the yellow, the red and the black. All of these millets yield immense quantities of seed which is exceptionally valuable for feeding purposes. These are all Prosos. These Prosos are not as desirable for hay as for grain and millions of pounds of this grain is used in the Siberian and Russian countries for human food; in fact, we have used it and found it extremely palatable. 1 lb., 20c; 10 lbs., 75c; 50 lbs., \$2.00; 100 lbs., \$3.50.

White Wonder Millet—See page 135. Per 100 lbs., \$4.75.

Professor Hansen's Siberian Proso

There are a number of varieties of Proso brought over by Prof. Hansen previous to this one. This is the best, and other varieties should not be confused with this large seeded Hansen's White Siberian Proso.

In Professor Hansen's various trips to the Siberian country he has brought many valuable forage plants, vegetables and flowers to the United States. The Siberian Proso is one of the very valuable ones. The protein contents of Proso compare very favorably with that of wheat and it is an excellent food for human consumption. It can be ground with wheat and makes excellent bread, and it alone makes one of the very best of breakfast foods, higher in food value than probably any grain now used for the purpose.

"A large-seeded white-grain millet of the Proso type grown by the Kirghiz Tartar nomads in the Semipalatinsk region as a grain for their stock; also grown extensively by the Kirghiz for themselves, produced in their climate, where the annual rainfall is about eight inches. It will probably yield well on the driest upland in the driest years in all our western states. When it is hulled and cooked for the table the Russians call it 'Kasha,' and it is very extensively used in European Russia, Siberia, Turkestan, Mongolia, and other parts of Asia, especially the driest regions.

"This variety was extremely productive here at Brookings the past season, the yield being over four bushels of grain from one pound of seed sown thinly at the rate of five pounds per acre."

This is specially valuable grain. For feeding stock, poultry, and everything of that kind Proso is equal to or better than the wheat.

Proso is also specially valuable as a summer catch crop, something that can be planted very late. It can be planted as late as July 15th and still mature a crop of grain and hay. Do not consider that Proso is going to produce much hay to the acre or be of great value. It is a grain crop, the hay or straw being equal to, at least, that of wheat or oats straw.

There are so few later catch crops that Proso will be used extensively on land that has had an early crop removed from it or where it has been drowned out and not in shape to work until mid-summer. Sow 12 pounds per acre. 1 lb., 30c; 3 lbs., 60c; postpaid; 10 lbs., 80c; 25 lbs., \$1.50; 50 lbs. \$2.25; 100 lbs., \$4.25.



Professor Hansen



Soja Beans (or Soy Beans)

During the period of the World's War the Department of Agriculture spent considerable time and energy in educating the growers to a greater diversity in farming. They were ably seconded by the various State Agricultural Colleges and on account of the propaganda there was a very heavy demand for some of the items, especially the Soja Beans. The demand for the early variety suitable for Northwest planting was so great that seed enough had never been produced to supply the intended planter. This year we will, I think, be able to fill orders in full.

Wisconsin Early Black, Ito San and Manchu were the best three varieties out of more than twenty in our trial grounds in 1922. We have all in Northern Grown.

The **Early Maturing Soy Beans** listed by us are all absolutely Northern grown and of the earliest varieties suitable for planting in this and sections farther north. On account of the lesser acreage grown for seed purposes, these are higher priced than the southern beans, but only about one-half the price of one year ago. These beans yield enormously. **Price: Northern Grown Early Varieties, 1 lb., 30c; 3 lbs., 65c; 10 lbs., \$1.50; 50 lbs., \$3.75; 100 lbs., \$6.00.**

Late or Southern Grown Soy Beans — These are suitable for all points south of Omaha, Nebraska, when planted with corn for silage purposes, as they will mature properly with the corn and add considerable to your corn silage. **Price: Late Southern Grown, 1 lb., 20c; 3 lbs., 50c; 10 lbs., \$1.00; 50 lbs., \$3.75; 100 lbs., \$5.25.**

Q. Can soy beans be planted with corn?
A. Yes; either for hogging or sheeping down or silage purposes. It requires from three to five pounds of seed per acre when planted with corn.

Q. How many pounds of soy beans to the acre if drilled in rows wide enough for cultivation?
A. Forty to sixty pounds, depending upon the width between and rate of planting in the rows.

Q. Is this a good way of handling soy beans?
A. It is one of the best. They can be drilled with an ordinary corn planter or with a wheat drill by stopping up a number of the holes so the rows will be from 32 to 36 inches apart. The beans should not be more than two inches apart in the row in Iowa; perhaps a little farther apart where the rainfall is less.

Q. If planted broadcast, how many pounds per acre?
A. Sixty to ninety pounds.

Q. At what stage of maturity should the soy beans go into the silo?
A. About half ripe. That is, in the dough stage and the leaves just starting to dry. A later and larger bean can be used for silage purposes than for hogging down or seeing purposes.

Q. Would you advise inoculation of soy beans?
A. Yes. The beans may do very well without, but they will not improve the land unless inoculated.

Q. At what stage of maturity should soy beans be cut for hay?
A. When the pods are well filled and when the first leaves begin to turn brown.


Q. What is the feeding value of the hay, especially for dairy cattle?
A. It contains practically the same amount of protein as alfalfa, but is not quite as palatable. For sheep it will take the place of alfalfa hay, pound for pound.

Q. Will soy beans and corn silage increase the milk flow over corn silage alone?
A. I do not know of any exact experimental data on this particular point. A number of practical dairymen in this state believe that it will.

McQueen Bacteria — For inoculating Soy Beans. **100 lbs. size, \$1.00; 300 lbs. size, \$2.50.**

Seed Oats For Spring 1927

Owing to the light weight and generally poor grade of the 1926 oat crop, good quality seed oats is going to be very scarce. We have stored in our



package certifying that it is Liberty Hull-less No. 480, this being the only desirable variety of Hull-less oats produced. Last year the available supply was approximately 800 bushels and we returned money to our customers for more than three times the number of bushels we were able to supply. Our supply this year is approximately 2,500 bushels and when this is exhausted, money will be refunded. We advise early orders in larger quantities than the average order of 1925, because this oat has demonstrated that it is the most valuable farm crop, producing more dollars per acre in grain than any other kind or variety of grain. We paid this past season to a number of growers in excess of \$100.00 per acre for their crop.

Hull-less Oat Price, 1 lb., 35c; 5 lbs., \$1.20; 10 lbs. \$2.00; 25 lbs., \$3.00; 50 lbs., \$4.00; 100 lbs., \$7.00; 300 lbs., \$19.00.

warehouses very high quality oats of various varieties, and at the reasonable prices you should not hesitate to buy liberally.

Kherson Oats

Made larger yields and weighed better than any others. We believe it to be the very best for the Northwest. This oat is undoubtedly identical with the yellow oat known as Sixty-Day Oat. There were two importations from Russia; one has come out under the name of Sixty-Day and the other as Kherson. They both outyield all others.

Our seed from this variety is secured from seed of the original Taylor importation, and is absolutely pure Kherson Oats. It is a smaller oat than most and takes at least one peck less per acre for sowing. This oat should be largely planted as the difference of 10 to 15 days in earliness of maturity will escape the rust period; save that much risk of winds, hail and bugs. It also lengthens the harvest season, allowing you to get along with less high-priced help. **Price, 32 lbs., \$1.10; 64 lbs., \$2.00; 320 lbs., \$9.00.**

Hull-Less Oats—Ottawa 480 Liberty

Another year's trial over a vast area has demonstrated that this exceptional variety of Hull-less oats has come to stay, and within a very few years a crop of oats with the hulls on will be a curiosity, as you can no longer afford to grow them compared with the Hull-less.

Three years ago we sent our representative to Alberta, Canada, to investigate and load the Hull-less oats we had grown for us in that territory. He informed us that our fields produced 2,295 pounds of oat meats per acre and that they were being grown in a small way hundreds of miles north of there profitably. The Hull-less oat threshes out like wheat or rye, the berry as large and plump as the best rye, from which you can make oatmeal or crushed oats equal to the best breakfast food. The whole berry cooks quickly and retains its shape like rice.

The Hull-less oat is the most valuable feed for the grower of live stock, especially pigs and calves, as you get entirely away from the irritating effect of the hull when fed to young stock. Feeders have used many devices to remove the hull before feeding, have either wasted a good part of the grain or the method was too expensive. Many feeders buy oatmeal direct from the mills, but this has been too expensive. With the introduction of the Ottawa 480 Liberty Hull-less, we have solved the problem, and you may now grow your own breakfast food, as well as this valuable grain for your stock.

Liberty Hull-less was originated and introduced by Professor Saunders of the Department of Agriculture in Saskatchewan, Canada.

Last year I made the statement in the catalog that Liberty Hull-less did not produce as many bushels of hulled oats, as many varieties of oats with the hull on. You must take into consideration, however, that one bushel of Hull-less oats is equal for all purposes to two bushels with the hulls on.

I am pleased to give you the yield in pounds per acre, as reported to us by a number of growers. These figures are measured bushels per acre, and as the Hull-less oat tests an average of about fifty pounds per bushel, you will see the actual yield per acre in weight far exceeds the average yield of the common oat with the hull on.

Yields in Pounds Per Acre

William Bohian, Mont.	1,650 pounds
Arthur Halrodt, N. D.	1,350 pounds
Daniel F. Fiersteine, Ia.	1,000 pounds
Farrend Lewis, Wis.	2,285 pounds
L. D. Simmons, Ia.	1,750 pounds
Domina Westry, Wis.	2,150 pounds
Martin Christianson, Ida.	1,500 pounds
Rhinhard Bubs, S. D.	2,000 pounds
Alex. Molan, Minn.	2,285 pounds
James Du Boys, Ill.	1,970 pounds
W. D. Tarroll, Kans.	1,845 pounds

The above report covers the highest and the lowest yields per acre reported. We have reports averaging between the two high and low figures.

O. H. Grabe.

The enclosed is a picture of myself in a field of Gurney Hull-less Oats. You will see that it is producing a nice crop, and we know it is a good thing.

William C. Watcher, Madison Lake, Mont.

The Liberty Hull-less Oats I received from you a year ago were nice and produced a very large crop. We had a very poor year and no other Oats were threshed. These Oats had twenty measured bushels per acre.

Oatmeal While You Wait

With the introduction of the Hull-less oat we have solved the breakfast food problem and you can grind and make your own oatmeal at probably less than one-fourth price paid for it in the store. These oats can be ground in any kind or variety of mill. We have ground them through a food-chopper, cracker mill, the ordinary burrs of a feed mill, over the stone and through the rollers of a flour mill and it has made strictly high grade, in fact better oatmeal than you could purchase from the store.

To demonstrate that this is true we are going to enclose with each 100 lb. lot purchase a package of oatmeal made over an ordinary mill, so that you may determine for yourself just how good this breakfast food is. Remember this package of oatmeal goes only with 100 pounds or larger lots.

The reports made by the growers are unanimous that it does not lodge, that it produces reasonably tall, stout straw that holds it up well, that it does not rust to the extent of serious damage, that it matures immediately after the Kherson Early oat, that it does not shell in the field, that it is as easily threshed as the common oat, all of them reporting that they will abandon all other varieties from this time on, that it should be planted at the rate of 50 pounds of seed per acre in order to secure the highest yield. The oat stools well and produces very large spreading heads with an exceptionally large number of kernels in each head. The oats which we will send you tests 50 pounds or better per measured bushel, Canadian and American grown, a certificate in each 100 lb. lot.

package certifying that it is Liberty Hull-less No. 480, this being the only desirable variety of Hull-less oats produced. Last year the available supply was approximately 800 bushels and we returned money to our customers for more than three times the number of bushels we were able to supply. Our supply this year is approximately 2,500 bushels and when this is exhausted, money will be refunded. We advise early orders in larger quantities than the average order of 1925, because this oat has demonstrated that it is the most valuable farm crop, producing more dollars per acre in grain than any other kind or variety of grain. We paid this past season to a number of growers in excess of \$100.00 per acre for their crop.

Hull-less Oat Price, 1 lb., 35c; 5 lbs., \$1.20; 10 lbs. \$2.00; 25 lbs., \$3.00; 50 lbs., \$4.00; 100 lbs., \$7.00; 300 lbs., \$19.00.

lowar Oats

This is another selection made by the Iowa Agricultural College of Ames, which is of the same type, earliness of maturity, high-yielding, and a descendant of the Kherson, as is the Iowa 103. We had a forty-acre field of this on one of our own farms this past season and with the ordinary farm care it gave us better than seventy bushels per acre. It was truly a beautiful field, stood just as high as the enclosure fence and not a weed in sight in the field. We wished to convert this field into Cossack alfalfa and sowed eight pounds of Cossack per acre with the oats. After harvesting the oats and before fall, we got three-fourths of a ton of Cossack hay per acre, and it has furnished lots of pasture since. I believe the lowar is bound to rank high as an oat with the hull on. **Price, 16 lbs., 70c; 32 lbs., \$1.05; 320 lbs., \$9.50.**



Regenerated Swedish Select Oats

The past season the new Regenerated Swedish Select Oats have made some wonderful yields in the Northwest. They are certainly the leading late oats at the present time and it is probable they will continue to be so. It is not unusual to see fields growing 100 bu. per acre and weighing as high as 45 lbs. per measured bushel. Our stock of this oat is strictly pure and at the low price you should sow a good field. **32 lbs., \$1.00; 160 lbs., \$4.75; 320 lbs., \$9.00.**

Silver Mine is one of the standard leading varieties of mid-season oats, and a greater acreage of it is planted than any other variety. Does well over a greater range of territory. Our seed of this variety is exceptionally nice, and priced right. Sow from 2½ to 3½ bushels per acre. **Per bushel, \$1.00; 160 lbs., \$4.75; 320 lbs., \$8.75.**

Iowa 103—For the last several years we have been getting some very satisfactory reports of yields of the New White Kherson, or New Iowa 103, and have decided that it is absolutely the best of all the early oats from point of color, earliness and yield, consequently we are strongly urging that you plant a quantity of it this year. Our stock is from seed furnished by the Iowa Agricultural College in 1915 to the growers and they have not grown any other variety on their place, so that it is the genuine Iowa 103, or White Kherson. Under date of March 3, 1916, the following letter was received from Professor J. Buchanan, Secretary and Director of Experiments of the Iowa College:

"Your letter of February 17th, in regard to Iowa 103 Oats, received. This is an early White Oats originated here at the Experiment Station by the pure line selection method. After proving its superiority in the Experiment Station test it was distributed to a large number of farmers for co-operative test throughout the state. In 119 co-operative tests conducted in the years 1913, 1914, and 1915, the Iowa 103 gave an average of 49.94 bushels per acre, and the home varieties an average of 46.01 bushels per acre, making a difference of 3.93 bushels in favor of Iowa 103. In 32 of the 119 tests the Iowa 103 gave an average yield of 54.4 bushels per acre, and the Kherson an average of 51.50 bushels per acre, making a difference of 2.81 bushels in favor of Iowa 103. I should state here that the Kherson is the parent variety. In 15 of 119 tests the Swedish Select was the home variety used, and the Iowa 103 gave an average of 5.25 bushels more than the Swedish Select. In 11 of the 119 tests the Early Champion was the home variety used, and the Iowa 103 gave an average of 2.8 bushels more per acre than the Early Champion. The demand for this Oat is becoming very large, as in many places, it has outyielded the more common varieties by a wide margin.

"J. BUCHANAN, Sec'y & Director of Experiments."
8 lbs., 35c; 16 lbs., 60c; 32 lbs., \$1.00; 320 lbs., \$9.50.

Victory Oat—Not Hull-less

The greatest attempt ever made to increase per acre production of food stuff was made by the Canadian Department of Agriculture during and since the war. There have been some remarkable results—there were also many failures. The most remarkable increase attained by and through a new variety is with the new wheat **Ruby**, that seems to be able to crowd all other varieties of wheat off the map, and is adding millions of dollars of agricultural wealth to our wheat growing states and making wheat growing states out of some that had passed through the wheat stage. Then came the introduction of the Hull-less Oat; an oat that threshes as clean as wheat or rye and with a yield this past season of 2,295 pounds of solid oat grain per acre, this



grain testing 51 pounds per measured bushel. Especially valuable to the oat meal mills and the grower of hogs and calves. Now we are placing for your consideration and judgment the new Victory



Regenerated
Swedish Select

oat. This comes from the Canadian Department of Agriculture and as its name implies, was introduced at about the time of the armistice. It comes well recommended, with a high yield record, a straw that is strong, able to withstand the storms that are often disastrous to the oat fields, strong enough to hold up safely to maturity the heavy heads of grain, early enough to be classed as first early. What more may we ask of this oat? Our entire supply of this Oat was grown for us in Canada, crop of 1922. Produced from certified seed and each bag or package of this oat will contain our certificate of purity. Sow 2½ bushels per acre at Yankton or south of this point. If you live North and West reduce quantity of seed per acre. **10 lbs., 80c; 32 lbs., \$1.70; 160 lbs., \$6.25; 320 lbs., \$11.50; 640 lbs., \$22.00.**

Jerusalem Artichokes—The Greatest Hog Feed—The farmer who grows hogs, especially if he has a low, rich piece of ground and does not grow Jerusalem Artichokes, is neglecting a most important hog feed. They produce a large quantity of tubers under ground, like potatoes, and will outyield the potatoes in bushels per acre. Plenty of green feed of this kind has a tendency to check hog diseases. The hogs will harvest these themselves. These are grown from tubers, the same as potatoes and you should plant 300 pounds to the acre. It is not unusual for them to produce from 500 to 1,000 bushels per acre. Plant them in rows three feet apart, dropping the seed 2 feet apart. Let them grow until fall and the hogs will do the rest. **3 lbs., postpaid, 75c; 10 lbs., \$1.25; 50 lbs. and up, 7½c per lb. Sweet Potatoes**



Jerusalem Artichoke

These Sweet Potatoes are the Early Jersey variety and the most satisfactory for northern planting. We can furnish you for shipment about April 1st the seed Sweet Potatoes. If you care to grow your own plants, it is necessary to plant the potatoes, grow the sprouts and transplant just as you would tomatoes. The potatoes should be planted by the 10th of April, the sprouts transplanted from produce from 500 to 1,000 bushels per acre. Plant them in rows three feet apart, dropping the seed 2 feet apart. Let them grow until fall and the hogs will do the rest. **Potatoes, per lb., 40c; 5 lbs., \$1.70; 10 lbs., \$2.90.**

Northern Grown Seed Potatoes

The potato yield crop of 1926 was approximately one-fifth less than the five year average. This alone would warrant an unusual high price. The early October freezes, where the temperature went below zero in many cases, in the heavy potato yielding sections, froze a large portion of the already abbreviated crop and the result is potatoes are going to be higher than they have been for many years. We have stored our usual supply of strictly first-class Northern grown seed potatoes of the various varieties listed but the price at which we are offering them may be changed without notice, either higher or lower as the market warrants.

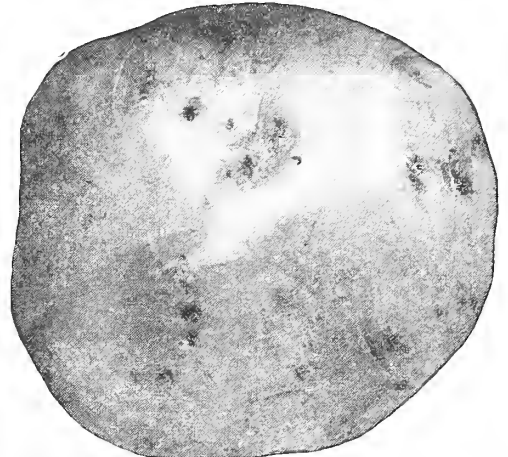
The person who plants an acreage of potatoes each year has learned from experience that a change of potato seed from the north to the south pays better than any other seed. Consequently we grow our seed stock in the extreme north, and the big potato grower farther south sells off all his own crop, securing new northern stock each season, in this way often increasing his yield 50 per cent. We are trimming down our list of varieties of that of a few years ago, as it is not profitable to have too many. I attended an auction sale the other day and saw a lot of potatoes sold. The quality of these potatoes was of the poorest, such as we would leave on the field or gather up and screen out for stock food, probably did not yield more than 25 to 50 bushels per acre. The soil on which they were produced should have given 200 bushels of strictly first-class potatoes to the acre. The party growing these had planted and replanted each season and I suppose had kept the small, or seed potatoes, as he would call it, until they were entirely run out. **Prices on all field seeds are subject to change without notice.**

Potatoes

(See Colored Plate, Page 51)

Gurney's White Harvest—In a class by itself. A nearly round white potato, fully as early as Red Bliss. An immense yielder, often producing fifteen perfect potatoes in a hill. The big advantage over Red Bliss is its white skin. This past season Gurney's White Harvest in a great many instances made for the grower over six hundred dollars per acre. They come into the market when all other varieties of old potatoes are gone and the new potatoes are selling at unheard of prices, consequently you get in at the highest point of the season. A great many people depend on a little half-acre garden to increase their income. There is nothing like a half acre of potatoes to be dug at the right time. When potatoes are being shipped in from the South and sold at six to eight cents per pound this is the time to get in with the home grown ones. **1 lb., 40c; 5 lbs., \$1.30, postpaid; 15 lbs., \$1.75; 30 lbs., \$3.00; 60 lbs., \$5.50; 300 lbs., \$25.00; 600 lbs., \$49.00.**

Bliss Triumph Potato



This is positively the earliest potato grown, except Gurney's White Harvest. It is the variety you find on the market first in the spring from the south. A nearly round red potato. On account of its earliness it brings the highest price of any potato offered, and as the seed for this variety for the entire south is grown each season in the north, the demand is always heavy for it for seed purposes and consequently higher priced than most other varieties. It yields enormously. We have had reports of 650 bushels per acre, and it is not uncommon to take out fifteen good marketable potatoes from one hill. It is freer from scab than most potatoes. The stock we are offering is of specially fine quality, strictly Red River grown, everyone should plant a quantity of these for first early. **Lb., 35c; 3 lbs., 75c, postpaid; 15 lbs., \$1.25; 60 lbs., \$4.00; 300 lbs., \$18.00; 600 lbs., \$35.00.**



Not Twins, but P. S. Gurney Looking at a 4½ Lb. Bugless Potato

He split it open and found that it was solid clear through. This is a characteristic of the Bugless potato, high quality, wonderful keeper, and yields to beat the band.

(See Colored Plate, Page 51)

Gurney's Bugless Potato has for one more year absolutely proven that it is more immune from bugs than any other potato grown, that it is seldom damaged by bugs, and that happens only in bad seasons or on extremely poor ground, or in very small patches. We had grown for us this past season fields of Bugless potatoes that produced considerable over three hundred bushels per acre. A single measured field of five acres brought to our cellars more than fifteen hundred bushels of marketable tubers that we sold on the market for just as much or more money than any other potato grown, kept better and are of equally as good quality. Why should we continue to grow other varieties of late potatoes subject to damage by bugs, lower yields and of inferior quality?

We grew on a piece of our land adjoining the city of Yankton a ten-acre field of Bugless. Adjoining this field on the west end was a fraction of an acre of Early Ohios, planted by the adjoining landowner. There was six feet between the last row of Bugless and the first row of Early Ohios. During the growing season the owner of the Early Ohios and his entire family picked bugs. I personally examined our own field day after day, and I did not find during the entire season one single leaf damaged in the Bugless field by bugs, and the yield at the end of the season was satisfactory.

Get in the Bugless game. Plant potatoes that will fill your cellars and your pocketbook. Plant potatoes that produce very few small ones. Plant potatoes that market better than others and taste better.

PRICE—1 lb., 35c; 5 lbs., postpaid, \$1.40; 15 lbs., by express, \$1.70; 30 lbs., \$3.00; 60 lbs., \$5.50; 300 lbs., \$25.00; 600 lbs., \$49.00.

Ten Dollars Cash Premium—Every year we pay to someone \$10.00 in cash for the largest Bugless potato grown from our seed.

Remember, send your potatoes to reach us by December 1st, and the check for \$10.00 will go to the winner on December 15th, 1927.

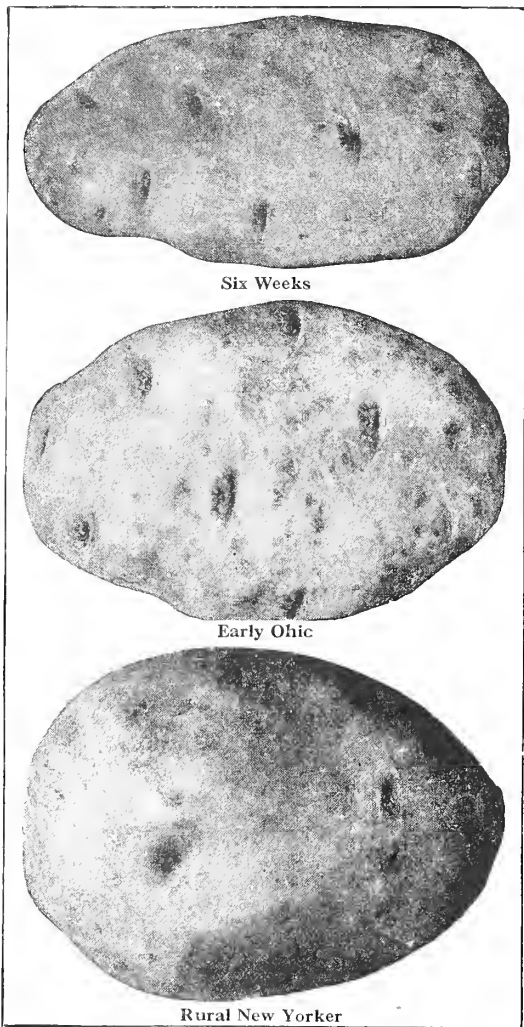
A. J. Borshiem, N. County, North Dakota, Oct 8, 1926

Four years ago a grower here bought fifteen pounds of your Bugless Potatoes. He raised seven bushels from these. Replanted them the following year and this year he has two full cartloads, besides enough for his next year's seed.

Irish Cobbler

I am quoting from Bulletin No. 176 of the South Dakota State College of Agriculture, on page 700 in a table of a three-year test, indicating that the Irish Cobbler is the highest yielding early potato at Brookings. On page 718 they again refer to it as the best yielding early variety grown in South Dakota. It is grown in every part of the State and is desirable for early and fall markets.

This is a variety of eastern origin that took Horace Greeley's advice to "Go West, young man, go West." It went west and is prosperous. It has found the climate that it desired and is even more profitable in this western country than in the east, the home of its birth. The Irish Cobbler is fast becoming one of the great northwestern market potatoes. It is second early, nearly round, pure white, a good keeper, and of very excellent quality, always cooking dry and mealy. On account of the short, stocky growth of the vine, this potato can be planted closer together than most varieties, ordinarily about one foot apart in the row. **Lb., 35c; 3 lbs., 75c, postpaid; 15 lbs., \$1.15; 60 lbs., \$3.75; 300 lbs., \$17.50; 600 lbs., \$33.50.**



Six Weeks

Early Ohio

Rural New Yorker

Six Weeks Potatoes

This remarkably early Potato is especially valuable to the market gardener, and for those with a small garden who grow for extra early Potatoes only. It is ready for use ten days ahead of Early Ohio; of excellent quality; abundant bearers and a good keeper. In shape it is identical with the Early Ohio; color much lighter; skin, very smooth, with few very shallow eyes. This should be planted largely and you will be well repaid with results. 1 lb., 25c; 3 lbs., 75c, postpaid; 15 lbs., \$1.50; 60 lbs., \$4.00; 300 lbs., \$18.50; 600 lbs., \$36.00.

Early Ohio

Early Ohio is the most popular early Potato in this country. We have more calls for it than any other variety. Every potato grower knows what it is, and knows just about what it will do in his locality. It is the Standard [Extra Early] the country over and other varieties are measured by it. We will venture to say that not one farmer in ten the country over who thinks he has Early Ohio has pure stock. Most of them do not know that they are mixed. But Early Ohio is an old variety and has become frightfully mixed throughout the United States. Farmers and market gardeners better sell off their own Ohio and get some pure. They are grown under conditions that make them cost more than common stock. They are selected, with the utmost care and the result is grand, such as to delight every one who knows and appreciates a good potato. 1 lb., 35c; 3 lbs., 65c, postpaid; 15 lbs., \$1.35; 60 lbs., \$4.00; 300 lbs., \$18.50; 600 lbs., \$36.00.

Rural New Yorker No. 2

Well known now the country over and very largely planted for profitable main crop. Rurals are now quoted in all the leading markets of the country along with Burbanks and other standard sorts, and usually they are quoted higher than Burbanks. They are certainly more profitable to raise. When Rural No. 2 first made its appearance as sent out in 1889 by the Rural New Yorker it introduced an entirely distinct class of Potatoes, unknown up to that time. The class is characterized by long, rather spindling vines, with dark colored stalks, dark green leaves and purple blossoms; tubers nearly round, flattened, with very smooth, pure white skin, uniform size, quite numerous in the hill, always very attractive in appearance. Our stock of Rural New Yorker this year is a splendid one, and our prices are certainly very reasonable, 3 lbs., 75c, postpaid; 15 lbs., \$1.20; 60 lbs., \$3.75; 300 lbs., \$16.00; 600 lbs., \$31.00.

Green Mountain

This remarkably heavy yielding white potato has forced its way to the front in the northern sections, as one of the main crop varieties of late potatoes. It has produced some very remarkable yields, especially in North Dakota and Minnesota, and is adaptable to almost any part of the country. I believe the Green Mountain averages larger in size than any of its class. There are very few small unmarketable potatoes in a field of them. This potato is of excellent quality after the first of January and is especially good for baking purposes. It is a good keeper, and commands readily the highest market prices. 1 lb., 35c; 3 lbs., postpaid, 75c; 15 lbs., \$1.25; 60 lbs., \$3.75; 300 lbs., \$16.00; 600 lbs., \$31.00.

California Golden Russet Potato

If you grow potatoes for the satisfaction of eating them, or grow them to sell, expecting to give satisfaction to the purchaser, you should grow California Golden Russet. In quality it is undoubtedly the best, medium size, oval in shape and very seldom any small potatoes. Eyes are level with the skin, cooks easily and is especially nice for baking purposes.

Our seed of this excellent variety was originally secured from the University of Minnesota and is absolutely pure. It yields equal to any of the standard varieties. It has never been troubled with scab or other potato diseases. Special prices on large lots. Peck, \$1.50; ½ bu., \$2.50; bu., \$4.25.

Sudan Grass

Sudan Grass was introduced into the United States in 1909 from Sudan under the name of Garawi. One-half pound of seed was received, and the results were so very promising that plans were immediately made for testing it out thoroughly in all parts of the United States. As a result of these tests, the Department of Agriculture reports that Sudan Grass will be of the greatest value in the Central States, and especially in the parts of Texas, Kansas, Oklahoma, Nebraska and Colorado that are deficient in rainfall. These dry regions have no other satisfactory hay crop and Sudan Grass will be of immense value there.

Sudan Grass is strictly an annual and dies each year like millet and must be seeded again each spring. This makes it fit admirably into any system of rotation, and while it does not benefit the soil like legumes, it does afford a change in crop and this is a good thing for the soil. Sudan Grass is tall, reaching a height of from 7 to 9 feet. The stems are very small and are rarely thicker than a lead pencil. The plant stools wonderfully and produces, under favorable conditions, as many as 100 stalks from a single root.

Makes good when it is dry; makes better when it rains. Produces from 3 to 5 tons of hay per acre when planted in 3-foot rows. Takes about 4 pounds of seed per acre to plant in 3-foot rows. Can be cut from two to four times per season. Stock eat it in preference to all other hays including alfalfa. Analyzes 9.13 per cent protein. Has been grown successfully in all kinds of climate under all sorts of conditions.

Sudan — Wonderful Value to the Dairyman

Sudan has demonstrated its value above most other forage plants for just ordinary hay purposes. Most planters estimate its value for the first crop which on ordinary land in an average season will yield up to four and one-half tons of dry hay per acre. There is almost an equal value in the second crop. In some places this matures for a second cutting of hay, but in my estimation its greatest value is green pasture for the cows. At about this time of the year pastures are dry or only producing about one-half feed for the stock pasturing on it. This pasture supplemented by a fair acreage of Sudan will keep up the quality and quantity of the milk flow. Try it.

Prices: 1 lb., 30c; 3 lbs., 75c, postpaid; 10 lbs., \$1.50; 50 lbs., \$4.20; 100 lbs., \$7.50.

Sand or Winter Vetch

(Vici Villosa) — Sometimes called Hairy Vetch. Thrives surprisingly on poor, light land, and well withstands extremes of drought, heat and cold. It may be sown either in the spring or fall, usually with Rye. In the North it remains all winter under the snow and it is invaluable for early pasturing or soiling. It is valuable as a fertilizer, being a great nitrogen gatherer. For hay, cut when commencing to pod. Fifty pounds seed per acre. Lb., 35c; 10 lbs., \$2.50; 100 lbs., \$18.00.



Sudan Over 7 Feet High

SORGHUMS, SACCHARINES AND NON-SACCHARINES**Sunrise Kaffir (Darso)****A New Kaffir With a Sweet Stalk**

This is a new Kaffir, which has been developed at Woodward, Oklahoma. It has rather small heads and small kernels, but the yield of grain is very high. It threshes out more grain than will be expected from the appearance of the field.


A very important characteristic of Sunrise Kaffir is that stalks and leaves are very sweet, being similar to sweet sorghums. The stalks are slender and produce more leaves than other kaffirs. Therefore, the fodder is not only of excellent quality, but also produced in large quantities, and with very little waste in feeding.

It matures early and makes fine silage. It grows rather tall and is well adapted to handle with row binder, and head with knife or axe in bundle. The butts may then be stacked and fed. The fodder being sweet, it may sour in the stack, the same as cane does unless properly handled.


Plant Sunrise Kaffir and get the double benefit of a heavy yield of White Kaffir grain and an abundance of fodder almost as sweet as sorgum.

Prices: lb., 20c, postpaid, per lb., 10c; 5 lbs., 50c; 25 lbs., \$1.60; 100 lbs., \$4.50.

Kaffir Corn—Grows from 5 to 7 feet high, making a straight upright growth with enormous wide leaves. The stalks keep green and are brittle and juicy, not hardening like other varieties of Sorghum, making excellent fodder, either green or dried, which is highly relished by stock. The seed heads form at the top of each stalk. For the grain sow in rows three feet apart, three to five pounds of seed to the acre. For fodder, sow 50 lbs., either broadcast or in drills. **Lb., 20c; 25 lbs., \$1.50; 50 lbs., \$2.50; 100 lbs., \$4.00.**



Kaffir Corn



Milo

Branching Yellow Milo Maize

Grows from 5 to 7 feet high, stooling from the ground, sending out heads of great size, often weighing three-quarters of a pound, sometimes a full pound after ripe. Cattle, horses and hogs will eat it readily. Tests show that during the severe drouth corn dried up within a few feet of it. Five to ten pounds will plant an acre. **Lb., 20c; 10 lbs., 85c; 100 lbs., \$4.00.**

Dwarf Broom Corn

We have discontinued offering any of the tall growing varieties of Broom Corn. We have sold that continuously for years and without cataloging the Dwarf variety we have sold each season, through correspondence, several times the quantity of Dwarf than we have of the tall. This demonstrates to us that the grower wants the Dwarf variety, which is better from every standpoint. The Dwarf Broom Corn stands up better than the taller varieties, is practically free from crooked brush. The fiber is long and fine and commands always the highest market price. **1 lb., 25c; 10 lbs., \$1.50; 50 lbs., \$5.00; 100 lbs., \$8.50.**

Cane or Sorghum

Sorghum (or Sugar Cane) in the West is not at all appreciated, and we wish to call the attention of farmers everywhere to the great value of Sorghum as a pasture and fodder crop, and to the particular advantage to be gained by growing it. Sorghum may be made to furnish the principal provender for cattle and horses from August until the following spring. As a summer pasture for sheep, a wide field is likely to be opened up by it. As a soiling food for swine it is most excellent, and the seed furnishes a splendid food for fowls. It grows right along through the severest and most prolonged drought.

Early Amber Cane—This popular and well known variety is the earliest. **Lb., 25c; 10 lbs., 90c; 50 lbs., \$2.50; 100 lbs., \$4.00.**

Dakota Grown Amber Cane—We have quantities of cane grown for us each season in Dakota, and while we do not claim better yields for it than other canes, we do claim earliness and drought-resistant features over other canes. **1 lb., 25c; 10 lbs., \$1.00; 50 lbs., \$2.50; 100 lbs., \$4.75.**

Feterita

This is another valuable stock food. Is recommended for chickens and other fowls. The best of all the grains for that purpose, but that is only a portion of its value. All kinds of stock relish it, and on account of its immense yield, producing in a reasonable season 100 bushels per acre, it makes it almost necessary that you plant a quantity of this in order to secure the greatest profit from your farm. The greatest advantage in planting Feterita is its drought-resisting qualities. It will produce a crop on probably less moisture than any farm crop; yielding better, of course, with more moisture. But to guard against crop failure you should have a field of Feterita each year. The heads resemble the Kaffir Corn, grain is one-half larger, heads plumper and better filled, and matures three weeks earlier. **Price, 1 lb., 20c; 10 lbs., \$1.00; 25 lbs., \$1.75; 50 lbs., \$2.50; 100 lbs., \$4.25.**

Canada Field Peas


I am of the opinion from experience and observation that Canada Field Peas planted at the rate of 50 lbs. per acre, with 1½ bushels of oats, will produce the most valuable hog and other stock fodder for fall and winter feeding and for early summer pasture that you can possibly plant. Valuable, I will say, first on account of its earliness, maturing four to six weeks earlier than corn. Second, the immense yield of rich, dry fodder. We advise sowing with the peas, the Kherson or Iowa 103 Oats, as they mature at about the same time. If you are going to plant the peas on high poor land, the Swedish Select or taller growing late oats would be better. Plant a field of these oats and peas near your home yards and at the right time turn the hogs in and let them do the harvest. They will pay you for it. If planted alone sow 90 lbs., per acre. **Price, 1 lb., 20c; 10 lbs., \$1.25; 25 lbs., \$2.15; 50 lbs., \$4.00; 100 lbs., \$7.50.**

Cow Peas

Cow Peas for Hay—If planted early say about the middle of May, in the central corn belt section, a crop can be put and cured for hay the same as clover, then the stubble in a short time will put on a new growth to be turned under in the fall as a fertilizer.

We suggest sowing Kaffir Corn with this crop, at the rate of one peck to one bushel of the Cow Peas per acre. The Kaffir Corn holds the vines off the ground, causing a better growth.

New Era—15 lbs., \$2.00; 50 lbs., \$5.25; 100 lbs., \$10.00.



Feterita



Marquis Wheat

The high bread-making strength of the Marquis and color of flour were demonstrated in the test made at Ottawa in the early months of 1907, and all of the surplus seed was at once sent to the Indianhead Experimental Farm for propagation. The Marquis variety was tested in competition with Red Fife at four of the Canadian Experimental Farms during various periods during the years of 1907 to 1914, inclusive. At three of the stations the overyields of the Marquis were from 13½ per cent to 38.2-10 per cent higher than Red Fife, the highest yielding wheat in the Canadian Province. The Marquis is an early variety. It is three or four days earlier than most of the other Fife varieties. Because of its earliness it escapes the drought of dry years, the rust and fall rains of wet seasons, and also the early fall frosts. These are the characteristics which have made it specially valuable in Provinces of Canada. Tested at 22 different Experiment Stations. Yields showing from 1½ bushels to 7 bushels per acre higher than other variety of spring wheat.

Agricultural College North Dakota—Rust-Resistant Wheat

D-5 vs. D-1

Referring to your letter of August 19th, D-5 and D-1 were distributed by this office to about the same extent in 1911. D-5 came under criticism because the buyers could recognize it as a new wheat. D-1 is Amber color and it took them a longer time to find it or re-discover it and you may be sure that I have not helped anybody discover it for fear that it would go the same road that velvet chaff went.

Personally, I believe that both wheats are the **most rust resisting** wheats the American Agricultural World has ever known.

No doubt, D-1 is more valuable than D-5 because it will take an expert to

Rust-Resistant Wheat D-1

I am printing extracts from letters of H. L. Bolley of the North Dakota Agricultural College. There is a heap of truth in Mr. Bolley's statement and it may be that you will have to accept a little lower price for D-1 than the regular market for Marquis or other standard varieties; but when you harvest, in some cases, two or three times better crops from this Rust-Resistant Wheat than from other varieties, you can well afford to take a lower price.

Kota Wheat

This is a variety of hard, red Spring wheat brought from Russia by Prof. Bolley of the North Dakota Agricultural College, in 1903.

The following description and action of Kota Wheat in the Dakotas is taken from United States Department of Agriculture, Department Circular No. 280, and was edited by Prof. J. Allen Clark, Agronomist in Charge of Western Seed Investigation and Prof. L. R. Waldon, Plant Breeder of the North Dakota Agricultural Experiment Station.

In 1917 and 1918, selections were made from this variety to determine their rust resistance. At the State Agricultural Experiment Station in North Dakota, South Dakota and Minnesota, they proved to be resistant to black stem rust. Previous to this time, resistance to stem rust of Wheat was a quality not known to hard red Spring wheat, grown in the United States, although long recognized in several varieties of Durum Wheat.

The experiments conducted in 1918 not only showed the rust resistance of the Wheat, but indicated that it would yield well, and that it had good milling and bread making qualities.

The results of these experiments were presented and the name Kota applied to the variety.

In the Spring of 1919, Prof. Bolley made a distribution of this seed to a Mr. Herre and the North Dakota Experimental Station.

Kota is a hard, red Spring Wheat, bearded, and is easily distinguishable from Preston Velvet Chaff in appearance in both heads and kernels.

Kota greatly resembles the hard, red Winter varieties—Turkey, Karkof and Kanred.

Kota heads and matures slightly later than Marquis, so its greater freedom from rust injury is not due to greater ability to escape this disease by maturing earlier.

When soil moisture has been the limiting factor, Kota usually withstands the extreme conditions better than other hard, red Spring wheats.

Since 1918, a considerable mass of experimental data has been recorded on the resistance of Kota Wheat to stem rust, on its yield, milling and baking value.

The important question is the value of Kota when compared with the Marquis, the leading variety of Hard, red Spring Wheat.

First, we will take resistance to stem rust. In 1919 rust notes were obtained at eleven stations on Kota and Marquis. The rust infection on Kota was 3% and on Marquis 60%. In 1920 rust notes were obtained at nine

RUBY SPRING WHEAT—Ten Days Earlier Than Marquis

Does this mean anything to the wheat grower? When Marquis was introduced it was claimed to be one week earlier than other varieties of spring wheat and it is. Marquis almost revolutionized the growing of spring wheat. It was claimed to be rust-resistant more so than any other spring wheat and it was. People who had not grown spring wheat for years went in and made good crops and good money. Now we offer to you a new wheat bred and introduced by Dr. Chas. E. Saunders, the Dominion Cerealist, Ottawa, Canada, the man who gave us Marquis and the Early Red Fife. This alone warrants you in planting this new Ruby which is even more rust-resistant than Marquis; is ten days earlier and from best information we can secure yields equal to Marquis, with the added advantage of escaping the black rust the great Spring Wheat Peril. Ten days earlier than Marquis means ten days less risk of hail, wind, storms and drought. All of these must be taken into

SMITE THE SMUT! WHEAT SMUT HAS CAUSED LOSSES OF A HUNDRED MILLION DOLLARS ANNUALLY. LOSS CAN BE STOPPED—The Copper Carbonate Treatment

The sponsors of the Copper Carbonate dust method of seed wheat treatment claim for it even better results than any of the other methods. Attention should first be directed however to the fact that Copper Carbonate is a fine poisonous dust and care should be exercised in handling so that none of it is inhaled into the lungs.

To treat smutty seed wheat properly by this method, the seed should be put into a keg, barrel, box or any kind of mixer which can be revolved. The mixer should be as air tight as possible to prevent the poisonous dust from sifting through. Use the cleanest seed you have.

Use from two to four ounces of Copper Carbonate dust for each bushel of seed to be treated and to be effective, the mixer should be used about two minutes or

From these facts is seen, first, that winter varieties are best where they can be grown in the northern section of the Great Plains; second, that Durums are better than any spring common wheat in some sections; third, that the Marquis variety is better than any of the spring common wheats at most stations, and as good as any of the rest. The Marquis is a safe variety to grow anywhere in this section when spring wheat is to be grown. The Marquis wheat is specially well adapted to central South Dakota; here drought and rust often reduce the yields of later maturing varieties.

The Preston or Velvet Chaff, a bearded wheat, is now the leading variety in that district. The Marquis is Beardless, a better yielder, as well as a better milling wheat.

PRICE LIST

Marquis Wheat—15 lbs., 80c; 30 lbs., \$1.75; 60 lbs., \$3.00; 300 lbs., \$13.75.

tell good D-1 from Aranautka or Kubanka. As in the case of D-5, I do not profess that it has any milling values. I have given it a chance to be tried. I have never said that it would yield 100 or 200 or even 10 per cent more than some other varieties. I am glad to learn that it is being re-discovered.

I can not answer your question regarding its milling value. I am told that millers do not object to it but I am pretty confident that no miller knows it when he sees it. The milling tests here have not been as extensive as with D-5 and I suspect that this wheat, if milled alone might also be found to have its faults, but since wheats are nearly always milled as mixtures its defects may prove to be its highest merit.

H. L. Bolley.

Our Mr. Wensberg spent considerable time in North Dakota determining the values of D-5 and D-1 and found that both of them almost invariably yielded from 18 to 35 bushels per acre, while on account of rust, such varieties as Marquis, Kubanka and other varieties were nearly a total failure.

Per bushel, \$2.85; per 300 lbs., \$13.25; per 600 lbs., \$25.50.

stations and the rust percentage on Kota was 15% and on Marquis 49%. In 1921, rust notes were obtained at fourteen stations and Kota showed 2%, while Marquis showed 44%. In 1922 rust notes were obtained at eighteen stations and the average infection was 8% for Kota and 49% for Marquis.

In North and South Dakota for the period of 1918 to 1922, inclusive, the yield of Kota over Marquis at thirteen stations averaged from 5 to 53% greater; at two stations, it shows approximately 25% less yield. These two stations, however, had only two years instead of five years trial.

Summing up the value of Kota wheat. It is more rust-resistant than any other variety of Spring Wheat, is equally as rust-resistant as the most resistant Durum variety, which makes Kota especially valuable in any section of the country where black stem rust is severe, except in the more humid sections of the Spring Wheat region, Minnesota, Wisconsin and Iowa and states of that character it is not well adapted.

The milling and baking values of this new Wheat is pronounced O. K. by such mills as the Pillsbury Flour Mills Company, St. Paul Milling Co. and Washburn-Crosby Company, which would settle, I believe, absolutely, its milling and bread making qualities.

PRICES—1 bushel, \$3.50; 5 bushels, \$16.00; 10 bushels, \$31.00, bags free.

Burbank Quality Wheat

Burbank Quality Wheat—A new spring wheat, originated and introduced by Luther Burbank, the plant wizard. It has withstood the ravages of the Black Rust better than most varieties, makes remarkable yields of high quality wheat. Sample of this was submitted by us to the Terminal Markets and they pronounced it a good bread-making wheat that would sell at practically the same price as the Marquis and other spring wheats. Our supply of this naturally is limited and we must confine orders to five bushels or less to one person.

A customer at New England, North Dakota, writes us that he produced 1,000 bushels of Burbank Quality Wheat and the best wheat he has ever grown. The Pillsbury Flour Mills of Minneapolis, made a protein test of the sample sent them and the test showed 13.65% protein.

A man at Seifridge, North Dakota, writes that the Black Rust struck his Burbank Quality Wheat previous to its maturity but the kernel matured and gave him 60 pounds wheat and 30 bushels per acre. This was about 10 bushels better than the average of Marquis wheat around here. Price per bushel, 1 to 5 bushel, \$3.50 per bushel.

consideration by the spring wheat grower. Ruby is produced on good stiff straw that tends to prevent lodging—the kernel is large, plump and of the most excellent quality for bread making and is so recognized by the millers. Brother Philip made a close investigation of the small field grown in North and South Dakota last summer and reported that nearly all growers had contracted their surplus seed to their neighbors for as much as \$8.00 per bushel. A neighbor who has seen the field grow and mature and comparing it with his own and then ready to pay \$8.00 per bushel for seed would seem to me to be the only recommendation this new Ruby would need. Our seed for this year is Canadian grown, produced from seed direct from the Department of Agriculture. This insures its purity. Price: 60 lbs., \$3.50; 120 lbs., \$6.75; 240 lbs., \$13.25; 600 lbs., \$31.00.

until each kernel has been thoroughly covered with the dust. This treatment will not injure the seed in any way but on the contrary, is claimed to aid the germination and can be used at any time as it does not deteriorate.

To insure the user of this process against inhalation of the poisonous dust a wet cloth should be tied over the nose and mouth, as the dust will cause a sneezing effect and this should be guarded against.

Now is the time to overcome the smut contagion and wheat growers are urged to use some sort of treatment to reduce the growing losses due to this expensive disease.

Send for Prices.

Five Per Cent Off for Early Nursery Orders Only

Early orders for nursery stock are more valuable to us than late ones, and we will, on all orders received before March 10th, allow you to add in stock 5 per cent of the amount of your order. Thus, for \$20.00 you can buy \$21.00 worth of goods, when full remittance is received with the order.

Nursery Department

We can ship nursery stock into any State. In shipping into Canada the purchaser must secure a permit from the Canadian Government. This permit should accompany the order mailed to us before shipping time.

Ten Tree Commandments

1. Trim all broken roots with a sharp knife, cutting slantwise from the under side.
2. Dig a hole larger than the space the roots will take up.
3. Place the top soil on one side of the hole and the sub-surface soil on the other.
4. Slightly loosen the soil at the bottom of the hole.
5. Bed the tree on the good soil, pressing it well around the roots.
6. Fill up with subsoil, packing and watering it well.
7. Set the tree about two inches deeper than it was.
8. Never let the exposed roots dry for one minute.
9. Prune the top until the branch system is slightly smaller than the roots.
10. Cultivate the soil around the tree every week, commencing middle of May; last cultivation about August 20th.

A farmer whose last name was Jones
Was rheumatic in all of his bones
'Til he ordered some trees

And the fruit off from these

Cured his aches, and his pains and his groans.

Brother George Says "INFORMATION IS HIS MIDDLE NAME"

if asked for before the heavy rush of orders and packing commences. In other words, if you will go over the catalog on its arrival, get an idea of what you are going to want and write for any information in reference to it, he can, with his corps of assistants, keep up with the correspondence and give you the service you desire and we wish to give. But, if you wait until the rush is on, letters are bound to be a little shorter and possibly not replied to as promptly, on account of thousands of them coming in each day. In the rush season everybody is using his best effort to get the orders out to the customers.

He also informs me that nearly all of the states have put Professor Hansen productions on the recommended fruit lists, and he wants to call your attention again to the fact that we use Pyrus Baccata roots entirely for the propagation of all apples and crab apples, that we are the first and only ones to do this, that it insures hardier, much earlier bearing trees than those propagated in other ways or on other roots.

Asparagus

This much neglected, earliest healthful, easily grown vegetable should find a place in every garden, whether on the farm or in town. You can grow such an immense quantity on so small a space that you certainly cannot afford to neglect it. Asparagus roots should be planted in a well-prepared bed, the roots covered about five or six inches and the soil made very rich with fertilizer each season in order to produce the maximum amount of very large shoots. If planted in rows the plants should be about one foot apart in the row, and the rows far enough apart for cultivation. If in a bed in the garden, plant them about one foot apart each way and cultivate with the hoe.

Washington Asparagus — This is the second year we have offered this wonderful asparagus. This is a high quality asparagus producing larger stocks than any other asparagus, is free from rust and cannot be recommended too highly. If you are intending to plant a small garden or grow asparagus for the market, you cannot make a mistake in planting this variety. All of the large planters are getting into this variety as rapidly as possible. It brings a higher price on the market. **25 plants, parcel post paid, 75c; 25 plants, you pay transportation, 50c; 50 plants, 90c; 100 plants, \$1.60; per 1000, \$8.00.** These are heavy one year plants. They must be planted either in the fall or in the spring.

Two Year Washington Asparagus — **25 plants, postage paid, \$1.00; you pay postage, 25 plants, 75c; 50 plants, \$1.25; 100 plants, \$2.00; 500 plants, \$8.00; per 1000, \$15.00.**

Conover's Colossal and Palmetto Asparagus — These are the standard early varieties of asparagus that we have been offering in the past. **25 plants, parcel post paid, 65c; 25 plants, you pay transportation, 50c; 50 plants, 90c; 100 plants, \$1.40; per 1000, \$8.00.**

New Bohemian Horseradish

This horseradish is perfectly hardy anywhere. Is a very desirable article as a relish. Its roots are dug in early spring, grated fine, vinegar added, and it is ready for use. For planting and care, first plant the roots about two inches deep in a desirable location where they can be left permanently. Give them good cultivation.

The Malner Horseradish roots were introduced by the U. S. Dept. of Agriculture. They are much earlier, and produce better than the ordinary sort. Roots grow larger, are whiter, and quality is far superior. All who grow horseradish should use this variety; we have discarded the old standard kind, as Malner will outyield and is much more satisfactory in every way. **5 for 60c; per 10, \$1.00; 25, \$2.25; cuttings, \$1.00 per 50.**

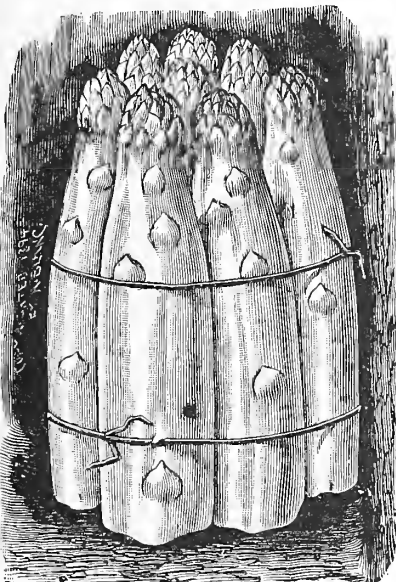
Rhubarb or Pie Plant

This is where the fellow with a little piece of ground in town, as well as the man with the big farm, can take a solar plexus punch at the high cost of living, and live better and feel better than you can without this saving. You can grow the plant so easily and in such a small space, and produce such an immense crop that makes the most excellent sauce and pies, that you are certainly neglecting one of the big little things if you fail to have a supply. If you could grow the ordinary farm crops as easily as you can grow rhubarb, you would simply plant the crop and take a vacation, because it will grow and produce anywhere and under almost any condition. I do not want you to think, however, that it is the proper way to grow rhubarb. It responds to better care and better conditions just as any other crop will. Plant plenty for canning. You have heard the following. "An apple a day keeps the doctor away." There is more truth to this than many realize. The same may be said of the Rhubarb.

Linnaeus — Large, early, tender and fine, we consider this the best of all. **Large, whole roots, each, 10c; 10, 85c; 100, \$5.00. 2 yrs., 15c each; 10 for \$1.25; 100 for \$10.00.**

Gurney's Seedless Rhubarb


As the snow disappears and the frost leaves the ground, the big, strong shoots of the rhubarb break through as the heralds of spring. With the ordinary rhubarb, you get an immediate crop followed by immense seed stalks, producing large quantities of seed, and the eatable part immediately becomes pithy, stringy and of poor flavor. With this new introduction, a plant practically seedless, rows eighty rods long in the nursery seldom producing as much as a single pound of seed, producing immense leaf stems measuring as much as 2½ inches through and often three feet long, of delicious quality, wine colored, and continuing in this condition through



Asparagus



Horseradish



Gurney's Seedless Rhubarb



the summer if you will only use freely from the plants, makes this new introduction, the seedless rhubarb, of more value to the home gardener than anything in that line yet introduced. You understand, rhubarb can be propagated in two ways only; one by division of the old roots, which gives you inferior plants, and the other from seed. As this rhubarb is so nearly seedless the plants will always be higher priced than others, but will be well worth the difference. Our supply of this variety is naturally limited, but we offer while it lasts, strong plants each **30c; 4 for \$1.00; 10 for \$2.30.**

THE TREE MAN AND HIS UNTIMELY END By Henry J. Gurney

The Spring Time came, and farmer John
With mules and rusty plow,
Attuned the air to melodies
Which I've forgotten now.
Betines he swore a sulphury oath,
But this he swore in vain,
Because the rusty plow did both
His mules and him disdain.

The meadow larks their sweetest notes
Were caroling in glee,
The plow kept jumping from the ground,
The mules would "Haw" for "Gee,"
The perspiration from his brow
Was running off his nose,
While at the mules' casehardened backs
He leveled wicked blows.

The rural grandeur of this scene
It is a sin to "bust,"
But though the disappointment's keen
To speak the truth I must;
'Twas while the mules withstood his spleen
And he for dust did sneeze,
There came a stranger on the scene,
A canvasser for trees.

He walked quite gaily up to John
And took him by the hand,
And while John's face he slyly conned
He said "My name is Bland,
Your name would give me pleasure friend,
And do you own this land?
And do you grow your own fruit, sir?
Or do you buy it canned?"

Said John, "Your introduction Bland,
Just now is quite a treat:
And your smoother tongue: I'll be gol danged!
If that aint hard to beat:
But do I grow or buy it canned?
Oh' ell: your tongue is sweet
As 'Home, Sweet Home' played by a band.
No, Mister—We eat meat."

Now Farmer John the tree man said
You know it costs full dear
To buy that meat so now instead
An apple orchard rear
And e'en while you and Nancy sleep
These trees will older grow
And shortly you and she will reap
Your harvest, Fruits you know.

And then he grasped his sample case
And cocked his wary eye
But Johnny with suspicious look
Declare! he would not buy.
The brassy dealer raised his head
And slapped his hand and talked
But Johnny shot him full of lead
And took his plow and walked.
"So ho," said John "I've found a way
Of tree men to be sleet.
To fertilize my land will pay
That's what they're for I'll bet.
There's plenty of 'em too in store
And while I'm using Bland
Old Nick will start a dozen more
To Fertilize my land."

Said John, "I'll plow him under so
He will not cease to lie
Because you know he might come up
Unlike his trees that die.
But I don't see how they can rise
On resurrection morn
Because a man that always lies
Can't get up sure's your born.

So John plowed on and seeded it
He sowed the land to flax
Because said he, "Indeed it
Is bad stuff the land to tax
And so I'll sow it on this land
That's fertilized to be
With the remains of Mr. Bland
And his fraternity."

Upon his outer gate he wrote
"Take notice tree men all
I want to give an order big
For trees to come this Fall.
I'm planning now on planting much
I have a fertile field
Come right on in and get in touch
I want a bumper yield."

First Sharp came by and read the sign
And then came Gouge, then Steele
And John with plow and gun in line
Still fertilized his field,
It's rich said John, "I've got a snap,
It should be done before
Those fellows (planted) every chap
Will make me crops galore."

And as he worked upon this land
Thus heartlessly enriched
It chanced that many dealer men
Bold Johnny's way were switched.
He laid them out by Gouge and Steele
Till there were quite a crowd
And farmer Johnny's fertile field
Would make a recluse proud.

Now come the mellow Autumn days,
'Twas on a Moonlight night
When 'mong the trees the shadows play
A silent awesome sight,
Bold farmer John had walked abroad
And on his homeward way
While passing through this field of flax
He met a party gay.

They seemed among the flax to move
With slow uncertain stride,
Then formed a circle just above
With farmer John inside,
'Twas high at first, then lower down,
Then stood upon the land,
And each to farmer John did there
Extend a friendly hand.

He trembled as he heard his name
Clanked out like a machine,
And not a man had spoken it,
Then tried himself to screen
Behind the flax. But lo, the crowd,
Our Johnnie bold had seen,
Up spoke the foreman then aloud,
"Bold John, what do you mean.

By slighting thus our company
You cause us honest grief,
For John we are your tanenry,
And I sir am their chief.
I met you once upon a time,
Look up my name is Bland,
You know that fruit trees is my line
Let's shake a friendly hand."

A shudder chill went through his frame
He could no longer stand,
And sinking down upon the ground
Upon the grave of Bland
He begged them all to leave him there
And he would promise make
That while he lived he never would
Another tree man take.

He ventured then with bated breath
An upward glance to take
But met a sight that froze his blood
The hair stood on his pate
For there in ghastly silence stood
A crowd of ghostly forms.
Their make up seemed to be of wood
Much blackened by the storms.

Bland's legs were trunks of two dead trees
A Walbrige and a Mann
That he had sold for homegrown stock
But bought in Alabam.
Sharpe's hands were grape vine roots quite dry
That came from Concord plants
Which he had sold for Pocklington
With many a song and dance.

Steele's arms were knotty plum trees both
Root sprouts they were I knew
Which he had sold and took his oath
Were budded down below.
The hands of Gouge were great big roots
Of trees he sold a man,
They chanced to grow but proved themselves
To be not worth a hang.

They rattled in the rising wind
And scared our hero so,
That quickly making up his mind,
He made a jump to go.
The ghostly crew with tragic air,
And Johnny in the lead,
Made up an exhibition rare
Of unexampled speed.

Now John was scared and eager limbs
Gave him a flying pace.
Though had he staid within the field
He must have lost the race.
But coming to the meadow now
He turned him to the right,
And crossing there a running brook
Soon left them out of sight.

The dealers hold the flax field still,
Their right John don't dispute,
Their midnight music on the hill,
He listens to to boot.
He has an orchard planted now,
Bought from no dealer man,
But orders from this catalog,
The biggest bill he can.

IRON-CLAD


This word is often used to indicate the hardness of a tree or shrub. If it means anything, the *Pyrus Baccata* root is iron-clad. If it means more, possibly the *Pyrus Baccata* root is solid iron, because it is the hardest known apple root. The only root used by the House of Gurney for propagating apples for commercial large orchards. This insures long life, early bearing, which means a pleasure and profit for you.

Some Real Information on Hardy Apples

Possibly you do not know about the *Pyrus Baccata*. This is one of the original apples growing wild in northern Russia and Siberia. In size the fruit is from one-fourth of an inch to one-half an inch through, generally borne in clusters of three or four, bright red in color and mostly all seed. The *Pyrus Baccata* is absolutely the hardest apple tree that can be grown, will stand the winters in any part of the world where trees of any kind exist. This makes it especially desirable as a stock on which to graft or bud other varieties that are hardy enough above the ground, but are often killed back and damaged under ground.

For the information of those who are not familiar with the process of reproducing fruit, we offer the following: Apples, crabs, plums, cherries, currants, gooseberries, etc., will not reproduce true to name from seed, and for that reason must either be grown from cuttings, as is the case with the small fruits, or by budding and grafting, as for tree fruits.

(Continued on page 75)



The Original *Pyrus Baccata* Tree from Siberia growing at Ottawa, Canada. The spread of this tree is more than 60 feet. It is very old and as sound today as it was 50 years ago.

(Continued from page 74)

The process of budding and grafting is as follows: A limb or bud of the new growth of the tree which you wish to grow, is inserted or spliced on some sturdy root. On account of the *Pyrus Baccata* root being harder than any other apple root we use this as a root stock for our apples and crabs. This assures our getting the hardiest tree obtainable anywhere.

You are familiar in your own locality with the orchard situation. You see a fine tree producing big crops of fruit flourish, produce and die, and you come to the conclusion that it is not worth while. The reason for failure nine times out of ten is root killing caused by what nurserymen call a test winter. The test winter is generally one where there was lack of rainfall in the fall and the ground freezes up dry. This, followed by an extremely cold winter without snow covering, makes a test winter and root kills and damages trees. The next year these trees leaf out in a sickly fashion, they sometimes survive the next and maybe several summers, but are unhealthy and a breeding place for insects and eventually die.

This is all overcome by the use of the *Pyrus Baccata* as a root stock as these conditions do not affect it. The *Pyrus Baccata* has gone through the worst winters uninjured, and the top of whatever variety, if sturdy enough for the section in which it is growing, has come through the winter in perfect condition, made its usual growth and big crop of the best fruit.

Another advantage of the *Pyrus Baccata*: It has a tendency to dwarf the rapid growing, late-bearing varieties, bringing them into bearing often in the nursery row. Little trees six to eight feet high have produced fairly good crop of full-sized beautiful colored apples. It is a pleasure to watch our *Pyrus Baccata* orchard grow and know that it will live after you are gone.

The seed of the *Pyrus Baccata* has been very difficult to secure. There have been only a few trees in the United States and these scattered over a wide territory. A number of years ago we planted an orchard of these trees and we could gather our own seed and they are coming into bearing, and for the last several years we have been able to secure more or less of the seed. Now we can announce to you that all apple trees grown by us and sold to you in the future will be on the *Pyrus Baccata* root. The variety will be hardy enough so that you of the North, at any rate, will never need to buy another. As a measure of safety we advise the use of the *Pyrus Baccata* root everywhere. Our sales on apple trees the last two years have doubled due to the fact that we are offering them on this iron clad root. This has enabled us to sell apples on the *Baccata* root at lower price than others. See price list.

Hardy Heavy Bearing Apples and Crab Apples on Hardy Siberian *Pyrus Baccata* Roots



Well Rooted Trees

- They will produce healthier trees.
- They ripen up the wood earlier than other roots.
- They produce fruit earlier than apples worked on ordinary roots.
- They are semi-dwarf.
- They produce longer lived trees than those worked on ordinary roots.

Just a Word to Other Nurseries. To all the nurseries who are not growing their own apple trees but ship them into the North:

You cannot do your customers a greater service than by furnishing them their apple trees on the hardy *Baccata* root. We will have a surplus of these in a number of varieties that we can furnish to you at the hundred rate in our catalog. They are the only kind of apple trees that should be sold in Western Kansas, Nebraska and points north where weather conditions are severe.

Varieties marked "First Hardiness" are good as far north as you wish to plant. "Second Hardiness" for all points south of **Huron, S. D.** "Third Hardiness" for all points from **Yankton** south.


Six Reasons Why You Should Plant Apples on BACCATA ROOTS

The *Baccata* roots are the hardiest of any root that can be secured for grafting or budding apples.

They increase the hardiness of the tops of the trees.

The Growing of Fruit Trees and Flowers

We plant in our nursery and grounds hundreds of acres of these each year and the stand is invariably almost perfect, or in other words, what we plant grow and continue to grow. We wish each one of you purchasing and planting nursery stock would read carefully the book of instructions which we send you previous to shipping your goods; these instructions are very simple and it is just as easy and in a great many cases less work to handle nursery stock right than in the altogether too common method that results disastrously to the planter; it is better not to purchase nursery stock at all than it is to purchase it and then fail to give it reasonable care. Without this care it will be an eyesore and a loss instead of a thing of beauty that is both satisfactory and profitable; just read the instructions and follow them and you can be as expert in one season as we are.



Miss Merchant of Ellendale, North Dakota sends the above photograph of an eight year old Baldwin apple tree, from which she has just picked three bushels of nice apples.

New or Exceptional Varieties of Apples—Many new varieties of fruits are originated, some of them good—some of them better than the old varieties. It requires time to test all of these and we only offer them after we have satisfied ourselves that they are better than other varieties of the same season. The points usually taken into consideration in the northwest are: First, hardiness; second, early bearing; third, quality of the fruit. When we can combine all three of these points as we have in a number of new varieties of apples and crabs, we feel that the scientific fruit breeder has been worth much to the public.

We are offering this year more of these new varieties, and on Page 119, are showing them in colors. On Page 118 we will give a description of these various new varieties.

Remember, we do not offer these until we have satisfied ourselves that they are better than older varieties. We do not mean by this that you should make a large planting and discard the old varieties entirely, but plant some of the new ones with the assurance from us that you are getting something extra good.

Anoka—See colored picture for description and price. Page 119.

Anisim—Season, early winter. Prof. Hansen reports this Russian apple proving very valuable in the northwest; the tree is a strong grower and a prodigious bearer. The beautiful color of the fruit attracts favorable attention. Fruit medium in size; surface, greenish yellow, covered almost wholly with a beautiful crimson. First hardiness.

Baldwin Apple—One of the best of all Winter Apples for planting in Michigan, Wisconsin, Illinois and the East. Fruit large round crimson, highly flavored. Good keeper. Second degree of hardiness.

Ben Davis—Late winter. The Ben Davis reigns over a much greater extent of country than does the Baldwin; it is unquestionably the leading commercial sort. It comes into bearing at an early age, usually bears annually and abundantly. Fruit above medium to large. Skin tough, waxy, bright, smooth, usually glossy, clear yellow or greenish, mottled and washed with bright red; mildly sub-acid, good. Third hardiness.

Duchess of Oldenburg—Early summer; is one of the most valuable of the Russian apples thus far introduced into this country; it is a good size and attractive in appearance. The fruit ripens in succession, so that several pickings are required in order to secure the crop. This variety can be used when it is about half grown, and makes equally as good sauce or pie at that time as when thoroughly ripe, making the season probably the longest of any of the varieties grown. Color, pale greenish yellow, almost covered with regular splashes and stripes of bright red, mottled with crimson. First hardiness.

Delicious—This apple is the one that has been advertised more than any other the past few years. The fruit is large, quality excellent, very fragrant, will keep until March or April; skin dark red, shaded to yellow. The Delicious originated in Iowa twenty years ago. The original tree still stands and is nearly an annual bearer. Second hardiness.

Golden Winesap — Originated in Utah, proven very hardy in this locality. An early bearer, producing a large crop of apples of good size, rich yellow, juicy, high quality. Blossoms rather late, making it a safe cropper. This is considered by many equal to any other winter apple in quality. Second degree of hardness.

Grime's Golden — Season January to April; vigorous spreading tree, bears early, fruit is rich yellow, flesh yellow, crisp, rich, spicy. One of the finest eating apples grown. Third hardness.



Patten's Greenings, The Great North Dakota Apple

yellowish-white, firm, juicy, very mild sub-acid, with sweet after-taste. Fair quality. The best winter apple for the North. First hardness. See color picture, page 119.

McIntosh Red — Season, September to January. The fruit is very attractive in appearance, of bright, deep red color, and good size. The flesh is very tender, perfumed and delicious. This is another of the great western and southern market apples. Thousands of acres of these are being planted in that section and are proving the most profitable of any of the orchard trees, especially in the west. Exceptionally heavy bearer at an early age. Second hardness.

Northwestern Greening — Winter, very attractive in color. Is valuable for the northern apple growing districts. Quality as a dessert apple is fair to good. The tree is hardy, vigorous, a fine erect grower, and comes into bearing reasonably early, and as it grows older is an exceptionally heavy cropper. Skin smooth, somewhat waxy, clear pale yellow or greenish, sometimes faintly blushed. Flesh tinged with yellow, crisp and firm; mildly sub-acid, fair to good. Second hardness.

Okabena — We stopped growing this tree for a few years but there has been such a heavy demand from our customers who previously planted it that we are listing it again this season. We have an exceptionally fine stock. Season, September to December. About medium size, extremely hardy and productive, highly colored; a fine eating apple of high quality.

Patten's Greening — Season, October to January. A seedling of the Duchess of Oldenburg, and on account of its hardness and productiveness and the uniformly large size of its fruit, is valuable in the northern portions of the apple-growing regions of the country. It is grown as far north as the Canadian line, and in other regions where the winters are correspondingly severe. It is attractive in color for a green apple. Very good in quality; comes into bearing moderately young and is an annual cropper, yielding moderate to full crops. First hardness. Specially good in North Dakota.

Price's Sweet — Season, August to November. Very upright grower, early, and annual bearer of medium sized, excellent quality, green striped with red, sweet apples. This is the best of all the sweet apples for the extreme north planting. Second hardness.

Stayman's Wine Sap — An improved Wine Sap; fruit red, juicy, sub-acid, a long keeper; apple is larger than the old Wine Sap; a better tree, and longer lived; one of the Great Western commercial apples. Second hardness.

Tolman's Sweet — Fruit medium size, bright yellow, much esteemed for cooking. In ordinary storage its season is from November to January. This is an exceptionally sweet apple. Trees are first degree of hardness.

Wolf River — Season, October to December. One of the largest apples grown. Tree grows to immense size, very productive, bright red, fair quality, splendid cooking apple. Second hardness.

Wealthy — Season, September to January. This variety we consider the most valuable of all the market apples and for home use. The tree is exceptionally hardy, comes into bearing as early as the summer apples, producing immense crops annually, and we believe it is the most valuable apple today for the small or the large orchard. This was originated by Peter M. Gideon, of Minnesota. Fruit above medium to large; color, underlaid with pale yellow, blushed and marked with stripes and splashes of red, deepening in highly colored specimens of brilliant red; very attractive. Flesh whitish, tinged with red when thoroughly ripe. Moderately fine, crisp, tender and juicy, agreeably sub-acid; good to extra good. First hardness.

Yellow Transparent — Earliest summer. This is the best of the extra early apples, being excellent for culinary and dessert. It ripens earlier than the Early Harvest; fruit medium to large. Tree moderate grower, very hardy, healthy, comes into bearing very young. Imported from Russia by the United States Department of Agriculture in 1870. Skin thin, tender, smooth, waxy, pale yellow, changing to an attractive yellowish-white. Flesh white, tender, juicy with a pleasant flavor; good to extra good. First hardness. See color picture.

Viking — See colored picture for description and price. Page 119.

Hibernal — September and October. A Russian variety, which is proving very valuable on account of its ability to withstand the rigorous climatic conditions of these regions. Prof. Hansen says that this variety represents what is probably the hardiest type of the Russian race of apples. Fruit large; surface greenish-yellow with a dull bronze mixed red on sunny side, with a few dull crimson splashes. Flesh yellowish, crisp, tender, juicy quality above medium. First hardness.

Haralson — See colored picture for description and price. Page 119.

Jonathan — Early winter. It is a very beautiful apple, of brilliant red color, highly flavored, and of excellent quality for either dessert or culinary use. Very hardy and productive, healthy and vigorous, and is adapted to a wider range of territory than most apples of this class. It is the great market apple of the west and south. Third hardness.

Lowland Raspberry — A Russian apple, medium to large, clear waxen white, shaded and marbled with light crimson. Flesh white often stained with red. Very tender, almost sweet; season, August. As early as Yellow Transparent. Second hardness.

Malinda — Season, late winter. Fruit above medium to large. Skin rich yellow, with dull red blush. Flesh



Yellow Transparent. Very Early Apple

Mr. and Mrs. Wesley McQuegg, Lisbon, N. Dak.

We received the nursery stock in good condition yesterday afternoon and set it all out this morning. We have an ideal place for them, an east slope with trees on the south.

I wish to thank you very much for the Peony root you sent us. It was great of you to include these as premiums. After sending the order and looking over the catalog, I regretted that I had not sent for Peonies, so you can imagine our pleasure upon finding them with the order. We will surely put in a good word for the Gurneys.

J. W. Strassel, Rockport, Ind.

The Apple trees arrived in fine shape, and we thank you for the beautiful Peony you sent free.

Crab Apples

Doiga — See colored picture for description and price. Page 119.

Carmel — See colored picture for description and price. Page 119.

Florence — Very desirable for commercial planting because the tree commences bearing very young, is a reliable cropper and extremely prolific. Fruit good size, very attractive in appearance and good quality. Originated by Peter J. Gideon in Minnesota. Color, yellowish white overspread with brilliant pinkish red. Flesh tinged with yellow, crisp, tender, juicy, very brisk subacid; good. August and early September. First hardiness.

Hystop — Season, September and October. Fruit large, very brilliant color, dark red or purplish, overspread with thick blue bloom; borne in clusters. The tree is a good grower, very hardy and a reliable cropper, yielding good crops annually. It is desirable for both home use and for market. First hardiness.

Hopa

Originated by Professor Hansen. Small crab about 3/4 inch in diameter, excellent for jellies. It is recommended more as an ornamental than a fruit-growing tree although it is good for both. It is a peculiar tree in the fact that the wood is red. The inner bark brighter red, the new leaves are red and the flowers — which appear in immense clusters and masses over the entire tree — are a bright red, followed by the little crab apples — red from the time they start. These, hanging on and growing all summer, make it a real ornamental tree. The matured fruit is red to the core. First degree of hardiness.

Minnesota — Originated in Minnesota, fruit very large, thin skin and pale yellow, slightly mottled on sunny side. Flesh fine-grained and subacid. Season, September and October, first degree of hardiness.

Red Siberian — This crab is exactly the same as the Yellow Siberian excepting in color, it is a bright red. First hardiness.

Soulard — This is a hybrid between the native Wild Crab and the common apple. It is a very desirable crab for several purposes. It is delicious baked, and makes excellent preserves, and one of the best for jams and jellies. The tree comes early into bearing, makes rapid growth while young, slower as it increases with age. Excellent as an ornamental tree. The leaf is very rough, the bark lighter than most crabs. The blossom is similar to the wild crab and very fragrant. Season, all winter. First hardiness.

Sugar Crab — See colored picture for description and price. Page 119.

Prices of Apples and Crabs when not priced otherwise

	Each	Per 10	Per 50	Per 100
to 6 ft.....	70c	\$6.00	\$29.00	\$55.00
to 5 ft.....	55c	5.00	24.00	45.00
to 4 ft.....	40c	3.50	14.00	26.00

Tree Protectors

These are made of veneering about one-sixteenth of an inch thick and ten by twenty inches square. They must be soaked for a few minutes in water, then bent around the tree and secured by a string or wire. They are extremely valuable and almost a necessity as trees are ordinarily grown.

In placing them they should be nearly closed at the top to prevent mice from crawling over and getting inside. They protect from **Borers, Mice,**

Price Tree Protectors

Rabbits, Sunscald and Bark Bursting. Price. \$1.65 per 50; \$3.00 per 100; per 10, 50c.

Something About Fruit

In making your selection of varieties confine them principally to those best in your own neighborhood. I would say for a small orchard for your own use select the following. All are hardy and ripen in rotation as named: **Yellow Transparent, Duchess, Anisim, Wealthy and Malinda.** This gives you apples from July to May. Select a few crab apples, just enough for home use. **Whitney, Florence and Sweet Russet.**

There are other fruits just as easily grown as the apple and your orchard should have as complete an assortment as possible. **Early Richmond Cherry,** if you are located south of **Huron, S. D.** Not profitable north of that. **Compass Cherry, Zumbra Cherry and Hansen Plums** take the place in the north of all the cherries, and of a great many other fruits. In fact, I con-



A Basket of Malinda—The Best Winter Apple

sider them the all-purpose, easiest grown fruit for this **great American people** — the fellow with a little piece of dirt. They grow easily, produce immense quantities of fruit the next year after planting, and what's the use of waiting for slower-bearing kinds? When I get to talking "**Hansen**" fruits I have to put on the brakes or I would use the whole catalog. They're great, that's all, and I want you to know it.

Don't forget the small fruits — the strawberry—everbearing and common — the raspberry, gooseberry, currant, the Buffalo berry and choke cherry, for a hedge, maybe, around the orchard. A row of mulberries, fruiting heavily for the birds and lots over to can with currants and gooseberries. You can all grow fruit; you can live better; you can live cheaper; and at such a small initial cost, so little labor, and such pleasant labor.

Sweet Russets — Season, August and September. This is the best of all the sweet crab apples. Fruit large, green, russet, with faint blush. It is the very best of its kind for eating from the tree and especially for pickles and preserves. Very hardy, and regular bearer. First degree hardiness.

Transcendent — Season, September. The old standard bright red crab. Excellent for canning, preserves, and pickling, very hardy. Makes an immense tree. First hardiness.

Whitney — Season, August and September. One of the most popular of the large crab apples, particularly in the west and north; the fruit is attractive, yellow, striped with lively red, good for dessert and very good for canning. Tree is a thrifty, upright grower, comes into bearing very young and is extremely productive. First hardiness.

Yellow Siberian — Fruit medium size, clear pale yellow; an excellent crab for pickles and preserves. Tree very hardy, healthy, comes into bearing very young. First hardiness.


Virginia — Season, September to November. Fruit medium-sized, dark red, and good quality. One of the hardest and very free from blight. A strong grower. This variety will produce fruit under more adverse conditions than any other tree we know of. First hardiness.

Grafting Wax

This is made from the same recipe that we use at the nursery for grafting and covering scars where trees are trimmed.


This wax is to be used for all out or indoor grafting. If you are to make a success of out-door top or other kinds of grafting, you must use wax. This is the identical formula that we use in our nurseries successfully. It should also be used to cover wounds, such as barking of the tree trunks by rabbits, covering wounds from trimming. **Put up in one pound boxes at 60c per box, postpaid; 5 lbs., \$2.00; 10 lbs., \$3.75.**

Jorgen Soma, Cooperstown, N. Dak., May 25, 1926
I received the Evergreen trees, for which I thank you very much. I have never seen prettier ones. They are very fine advertising, as everyone wants to know where such wonderful trees came from.



Planting an Apple Tree

This picture shows a perfect apple tree planted at the right distance from other trees ground cultivated and in good condition. Apple trees should be planted far enough apart so that the sun and circulation of air can get to all parts of them. If planted too close the under limbs are shaded and the crop is forced toward the top of the tree and eventually the tree becomes of no value. Plant apple trees in the extreme north not less than 20 feet apart each way. Head them just as close to the ground as possible. Farther south they can be planted farther apart and can be headed a little higher.



A Foundation for Your Orchard

A foundation for a large building is never built of mud; the architect in making the plans knows that it is necessary to build this of concrete, granite, or other very durable material and specifies it in making the plans. The owner of the building follows the specifications, knowing, as the architect did, the necessity for a good foundation; in fact, it is the important part of the whole building; if the foundation settles or goes to pieces the balance of the building goes quickly and the money invested and the work of the one or two years it took to build it are lost.

It is just as necessary, probably more so, that the foundation for your orchard should be right because an orchard is the work of a lifetime and is expected to last a lifetime. You builders of houses and large buildings never attempt to commence operations unless you have first made your plans from the foundation to the last item of furnishing. In starting the orchard it is just as important that you make the plans also and then follow them carefully. First, choose the location, bearing in mind convenience, quality and lay of land; the best location for an orchard is a north or northeast slope; the poorest a sharp southwest slope. The quality of land is not so important, as you can always give the land what it lacks. Protection should hardly be considered, as you can always make that faster than you can the orchard.

Windbreak: The windbreak should be planted on the south and west sides of the orchard. This windbreak should be planted far enough away from the orchard so that the snow will not drift in and destroy the trees, and so that the orchard will not be robbed of its food and moisture.

A light windbreak on the north is necessary, although some planters prefer a row or two of the hardier varieties of apples or crabs for such purpose.

Orchards are not always injured by the cold, but more often by the heat. Orchards planted on the south side of a north and west windbreak are in more danger than if the windbreak was not there. The damage to orchards is caused more often in March than any other month. At that time we often have a week or ten days of rather warm weather, and the sap starts to flow; the warm weather is followed by a severe cold which injures the wood cells, causing the tree to gradually decay.

If the protection had been on the west and south they would have been protected from this warm spell, the trees would remain dormant and in good condition in the spring.

Trees planted on the south of a windbreak bloom much earlier and are caught by the frosts. Where possible, have the windbreak on the south and west rather than on the north.

Second, figure the number of trees you are going to need. Apple trees should be planted from 25 to 40 feet apart, depending on the section in which you live; the further south, the greater distance apart; the further north, the closer together.

Plums and cherries can be planted from 12 to 22 feet apart, and we find it a saving of ground to first plant the apple orchard, then in the square of each four trees place a plum or cherry; by the time the apple trees need all the ground the plum and cherry have outlived their usefulness and can be removed.

Third, select your varieties. This is the most important step of all, and should be considered carefully. To show you the importance of the selection of varieties, I wish to call to your mind the nearest bearing orchard to your place. In every community there is a bearing orchard. If this has been planted a good many years you will note that a great many of the trees are missing; there are a few exceptionally healthy varieties that produce large annual crops; these are the varieties you want in your orchard. If you could find the original planter of this orchard and he had kept a record of his purchase, you would find a selection of a great many varieties planted there, and only two or three, or at the outside, five or six varieties have done well in that particular section of the country. When you build your house or the big building you tell the architect about what you want, and you leave the details to him, for the reason that he has experience along these lines and you can depend on him. Do you realize when you are dealing with us that you are dealing with men who were born in the nursery business, have never been in any other business; our father was a nurseryman before us, and his father before him, and that this catalog is our 61st annual catalog; that our experience in tree planting extends from coast to coast, from the Gulf of Mexico into Canada, and that we know the best varieties for your particular locality? And we are going to advise that you leave the selection of varieties as much to us as possible, giving us always as much information as you can as to your choice and to the names of the bearing trees in your particular locality.

Premiums Won at South Dakota State Fair

A photograph of first premium ribbons awarded to our Company on our fruit display at the South Dakota State Fair in 1926, the largest number of firsts awarded to anyone.



ON TOP OF THE WORLD

The above reproduction is of a Jonathan apple taken on the highest point between Baker and Portland, Oregon, 1000 feet above the Columbia River. This orchard has many hundred trees all bearing equals of this and all furnished by Gurneys.

When you drive along that Highway you will notice a large, illuminated sign, "Jonathan Cider for Sale." Buy a gallon jug and be happy.

(You don't have to wait for it to get hard.)

Julius Putte, Walnut Grove, Minn.
June 27, 1926.

I want to tell you about the seed I purchased this spring. It was for pasture and it was so very dry that I did not expect to get a crop and all of my neighbors who planted new pastures this year failed to get a stand. We put McQueen's Bacteria with our seed and when the rains commenced, the seed started to grow and we now have a nice pasture. We thank you for such nice seed, and will place our order with you again next year.

Cherries

Early Richmond—More extensively planted than all others. Fruit ripens in a shorter period than the other cherries, and on that account is not bothered so much by the birds.

English Morello—Late, large, black. Very hardy in fruit bud. Excellent for canning. Do not plant above cherries north of Huron, S. D.

Mt. Morency—Large red, rich, acid, very hardy and productive. Similar to the Early Richmond, but ripens two weeks later. Does exceptionally well in western Nebraska and western Kansas.

	Each per 5	per 10	per 50	per 100
3-4	50c	\$2.40	\$4.50	\$21.00
4-5	60c	2.90	5.40	25.00
5-6	80c	3.75	7.00	30.00
				55.00

Choke Cherry

This is one of the best of our ornamental fruit trees. Absolutely hardy anywhere. Always symmetrical, and when in full bloom, is a great bank of snow with the added beauty of its nutty woodland fragrance, and later its rich, highly colored, purplish-black fruit.

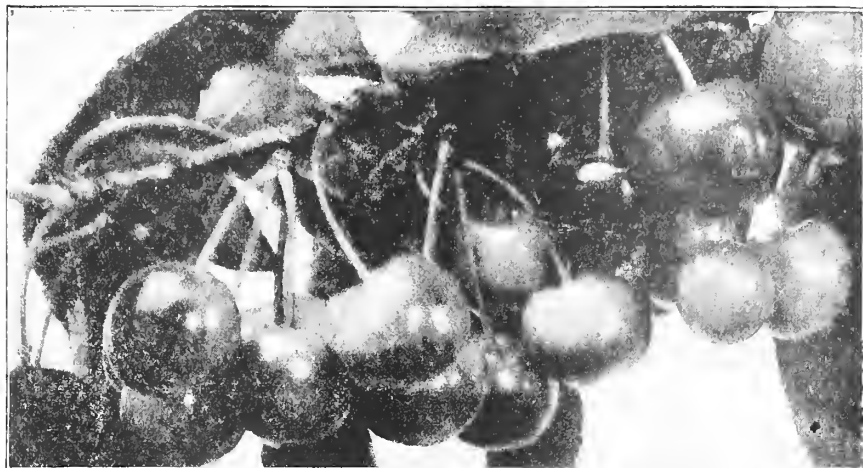
Our western dwarf varieties exceed all others in quality of fruit. Especially fine for jelly and jam. 2-3 ft., 20c each; 10 for \$1.75; 50 for \$7.00; 3-4 ft., 25c each; 10 for \$2.00; 50 for \$9.50; 4-5 ft., 30c each; 10 for \$2.50; 50 for \$11.00; 5-6 ft., 35c each; per 10, \$3.00.

Zumbra Cherry—Originated in Minnesota, is a cross of the Pin Cherry, the large Sweet Cherry of the west coast and the wild Sand Cherry of the Dakotas. It seems to be a happy combination as Zumbra is as hardy as the Sand Cherry, grows like the Pin Cherry and the fruit is as large and as good quality as the California Sweet Cherry. Comes into bearing the next year after planting, very prolific, maturing large annual crops. Zumbra is placed on the Minnesota recommended fruit list as "leading variety" in all districts except No. 6, in No. 6 for trial, the South line of No. 6 is the South line of St. Louis, Itasca and Beltrami counties. Zumbra ripens after all sour cherries are gone. Follows closely after Waneta plum. 2-3 ft., 60c each; 5 for \$2.90; 10 for \$5.70; 25 for \$13.00; 3-4 ft., 75c each; 5 for \$3.50; 10 for \$6.80; 25 for \$14.75.

Compass Cherry

This tree produces the first year after planting. It bears invariably at two years old large quantities of most excellent fruit. In size it is larger than the Early Richmond Cherry. The quality is between the cherry and the plum. The perfectly hardy fruit was originated at Springfield, Minn., and is a cross between the native Sand Cherry and the American plum. The fruit brings the best prices of any on the market, and the demand has never been supplied.

The **Compass Cherry** ripens at a time when none of the Prof. Hansen plums are ripening and for that reason it will always be retained on the fruit list, though it is much smaller in size than any of the Hansen plums. Do not understand by this that the **Compass Cherry** is only valuable because it fills in a space. It has a different flavor, is one of the very best for canning purposes. 2-3 ft., 35c each; 5 for \$1.60; 10 for \$3.20; 50 for \$12.50; 100 for \$24.00; 3-4 ft., 45c each; 5 for \$2.10; 10 for \$4.10; 50 for \$20.00; 100 for \$38.00; 4-5 ft., 55c each; 5 for \$2.60; 10 for \$5.00; 50 for \$24.00; 100 for \$47.00; 5-7 ft., 70c each; 5 for \$3.00; 10 for \$6.00; 50 for \$29.00; 100 for \$56.00.



Early Richmond Cherry

Sweet Cherry—We are offering the following two varieties for those who wish to try them out, or for those who are in localities where they can grow them. They are not successful, however, in Nebraska or the Dakotas.

Black Tartarian—Fruit very large, purplish black, very sweet, high quality. Tree vigorous, upright grower. Immense bearers. A fine market sort. If you wish to test out a Sweet Cherry, this is the best variety to try.

Napoleon Biggareau or **Royal Ann**—Magnificent cherry of larger size. Pale yellow, mixed or dotted deep red. Very firm, juicy and sweet. Rapid growers and immense bearers. Most popular for canning, preserving and shipping. Hardest and best of yellow sort. 3-4 ft., whips 70c each; \$6.50 for 10.

Sand Cherry, July 28, 1926.

Today I cut a Sand Cherry branch 12 inches long. I picked 120 fruit, weighing one-half pound.

D. B. Gurney.

Hansen's Improved Sand Cherry—Wonderful improvement over the common native sand cherry of western South Dakota. Something that is worth while in every garden. The fruit is larger and of excellent quality. Should be grown in bush form. Makes an excellent division hedge between the garden and yard. Produces fruit the first year after planting. 1 yr., 15c each; 5 for 65c; 10 for \$1.00; 50 for \$4.50; 2 yr., 20c each; 10 for \$1.50.

Apricot—In one of Professor Budd's early trips to Russia, he found an apricot that was hardy enough in growth to stand rigorous climate of a far northern section, the fruit buds killed some winters depending on conditions, but fruited in Iowa often enough to make them a desirable addition to the fruit list. The apricot is a very rapid growing beautiful tree, loading itself with large annual crops in localities where the fruit buds do not kill. I do not advise it for trial North of Yankton. 5 to 6 ft., 95c each; 5 for \$4.00; 10 for \$7.00.

Quince

Jap Quince—Hardy South of Yankton without winter protection. With a little protection of straw or dirt it will do well and produce fruit that is valuable for preserves. Has a very dark red flower that is attractive throughout the spring. Each, 50c; per 5, \$2.25.



The above photograph is of Mrs. Grace Gurney Gibson, a sister of the "Bunch." She is holding a branch from a choke cherry tree. We just want to show you what an immense quantity of fruit the choke cherry will produce. It is really a very desirable fruit especially for jellies and the prices of the trees are so low and they produce in so many and varied locations that none of us should be without some of them.

Mrs. William Glesner, Renville Co., Bird Island, Minn.

I am sending you Globe Onion, Bugless Potato and a certificate showing that I have grown 66 Table Queen Squash on one vine, also a photograph of a Pumpkin weighing 98 pounds, produced from the premium seed. This was placed in the grove when the photograph was taken, and you can judge its size.

Mrs. C. P. Ellison, Nance Co., Belgrade, Nebr., Nov. 9, 1925.

I am enclosing a snapshot of myself and three Pumpkins grown from the package of premium seed. Always have fine success with seeds bought from Gurneys. The largest Pumpkin weighed 67½ pounds.



Mulberry

Pears

Pears—We have hundreds of bearing pear trees in Yankton County. They seem to do even better in some localities than apples. We had seven varieties of pears at the State Fair all grown in S. Dakota. Pears have been grown successfully in this part of the state for the last twenty years. We have trees in this county that are thirty years old and are producing immense crops of fruit almost every year. The pears grown here are of much better quality than those grown in any other part of the world. We did not have them in small plates, but had them by the bushel, all grown in Yankton County.

As the pears send their roots straight down, the soil should be loosened to considerable depth either by digging or blasting with dynamite. Be sure the dirt is well settled before planting the trees. We are offering the varieties that have proved hardiest and given the best results.

Bartlett—One of the most popular pears. Fruit is large, buttery and melting, with a rich musky flavor, white flesh. Probably the very best pear in existence. Tree a good, erect grower and an early and abundant bearer.

Clapp's Favorite—Tree a vigorous, upright, spreading grower, very hardy and productive. Fruit large, pale yellow, flesh fine grained, juicy, melting and sweet. I find this to be the best early pear for the Middle West, much better than Bartlett—seems to stand our climate better. Ripens end of August.


Flemish Beauty—Large, juicy, rich; one of the hardiest and most popular. September and October.

Keiffer—Its large size, handsome appearance and remarkable keeping and shipping qualities make it exceedingly profitable for market. October and November.

Anjou—A large pear, highly flavored. Very productive. One of the best for the Middle West.

Duchess—One of the very best pears for the north. Not very large, fine quality, and juicy. Keeps well into the winter. 4-6 ft., 70c each, 10 for \$6.50.

Dwarf Pears—We find the Dwarf Pear bearing within two



Good Ones, Grown in Yankton County, S. D.

years, generally after transplanting, and seems to be quite a bit harder than the standard pears. We would advise the planting of the dwarf in the extreme north; in fact, we would advise anyone planting pear trees to plant one or two of the dwarf varieties on account of the extreme hardness and their early bearing. We have the following varieties in Dwarf Pears: Flemish Beauty, Duchess and Keiffer, 2 year. Each, 70c; per 5, \$3.00.

Andrew Pearson, Phelps Co., Nebr., April 29, 1926.

Received the nursery stock in good condition. Have a fine orchard of trees from your nursery planted more than ten years ago.

Martin J. Tozman, Renville, Minn., March 18, 1926.

The seed Corn ordered by me surely looks good and I am well pleased with it.

Buffalo Berry

See Colored Photo, Page 85

This is very useful as well as ornamental, and is planted as much for an ornament as for its fruit. The tree grows from 7 to 12 feet high, has silvery foliage. The fruit is much like that of the Red Currant, and is used for the same purposes. The Buffalo Berry makes an excellent hedge.

	Each	Per 10	Per 100
18-24 inch	\$0.25	\$1.75	\$15.00
2-3 ft.	.30	2.20	19.00
3-4 ft.	.35	3.00	25.00

Juneberry Dwarf Mountain

There are several species of this valuable tree. Some grow to the height of 20 feet. They are variously called "Shadberry," "Serviceberry," "Juneberry." The kind we offer grows but little over 4 feet in height, is enormously productive and hardy anywhere in the United States or Canada. This is the Jefferson strain and is best of all. 2 Year: Each, 30c; 10 for \$2.70. 1 Year: 15c Each; 10 for \$1.25.

Mulberry

The Mulberry is useful as a shade tree, for hedge purposes, and for the immense quantity of fruit borne by it. We are listing the Russian Mulberry only, as it is the hardiest of all. The fruit varies in color from jet black to a pure white and is excellent for canning with tart fruits like gooseberries, currants and plums. It is delicious to eat direct from the trees. They make an excellent ornamental hedge that will stand trimming.

	Each	Per 10	Per 100	Per 1000
12-18 inch	\$1.50	\$11.00	\$110.00	
18-24 inch	2.00	14.00		

	Each	Per 10	Per 100	Per 1000
2-3 ft.	\$0.20	\$1.00	\$3.75	
4-6 ft.	.35	3.00		

We have propagated these pears for 9 years, and they have proven absolutely hardy. The winter of 1920 was the most severe test winter we have had for twenty years.



We are offering you a few of these pears with a strong belief that they will prove strictly hardy, blight-proof, and produce pears of fair size and quality, and in most cases will be excellent ornamental trees as well as fruit trees.

I want you to distinctly understand in purchasing these trees that we believe in them and shall plant a good orchard of them ourselves.

We have budded these on the hardy quince stock that has stood the last six winters, equally as well as the pear itself. This has a tendency to half-dwarf these trees, and makes them bear very early. It will only be a question of a short time before you can determine the full value of Hansen pears.

Size	Each	10	100
4 to 6 ft.	\$0.80	\$7.00	\$60.00
3 to 4 ft.	.60	5.50	45.00

Hansen Hybrid Pears



these to offer in the 1929 catalog.

WE WANT A NAME FOR IT. When you are placing your order, select a name that will combine and describe in one word the qualities of this tree and, if the name submitted by you is selected, we will send you \$25.00 in cash for it.

This photograph is from a branch of a selected Russian Mulberry. The branch was 12 in. long with a 6-in. spread. It had 181 berries, average 3/4 in. long and 1/2 in. in diameter. The first ripe berries on this tree were picked June 7, the last the 26th of July. They retained their size and more than usual of their tart quality throughout the entire bearing season. The parent tree is 12 in. through, 30 ft. high and spreads 20 ft. We estimate that it produced 400 quarts of fruit. It is never winter killed and is now thirteen years old. We consider this good enough to propagate and reproduce from, and we will have a quantity of

PROF. HANSEN'S NEW HYBRID PLUMS—VERY HARDY

Bear Delicious Fruit in 2 Years

He has, by his inventions of fruit, extended the profitable fruit-growing belt over the wide, barren prairies of the Northwest. He has made it possible for every man, woman and child, with a piece of land, to produce, cheaper than they can buy it, all of the fresh fruit they could use, during each season, and enough extra to can to last the entire twelve months. Are you producing this fruit—your share of it? If not, you are passing up some of the good things of this life. Prof. Hansen has, by exploring in foreign countries, and some points that are so far north that none of us would care even to visit those places, brought to this country and distributed alfalfa seed that will produce paying crops where alfalfa never could have been produced previously. He is working along lines now with fruit, trees and flowers, and within the next very few years, when his new creations are introduced, will astonish the fruit world. In his invention of the race of Hybrid Plums he was not only surprised and astonished the fruit world, but I believe it was something like a "Jack in the box" to him, and I would bet 30 cents that he dodged some when he saw the results. Think of a plum tree, no larger around than a lead pencil, only four feet high, one single sprout one year old, coming two, maturing as high as 30 plums, each plum measuring more than one inch through. This is a common occurrence in the nursery rows, and lots of the trees two years old, coming three, will produce half to three-fourths of a bushel of fruit. Think of having ripe plums in the middle of July, instead of waiting until the middle of August. Think of having ripe plums in the middle of July until it freezes. Think of having plums of the most delicious taste, tender skinned and exquisite fragrance, and quantities enough so that you need baskets to pick them in. Think of having plums that are hardy enough to stand any degree of winter temperature and any amount of extremely hot, dry summer weather. Leaves of tropical appearance, fruit colored from the light reds to the jet blacks. If you can think or imagine any or all of the above you will simply think or



Budding 250,000 Professor Hansen's New Plums at our Evergreen Nursery, Yankton

imagine what the Hansen Hybrid Plums actually are, and you can prove every word of it by giving them a fair trial in your garden or orchard.

They are wonderful keepers. We packed in a small wooden box holding about one quart a quantity of the **Hanska** and shipped them to **San Francisco, California**, with instructions to reship after sampling them, to New York city. We instructed New York in turn on receiving the package to sample the fruit, report its condition and reship to us. We are printing reports of the San Francisco and New York parties, and our report is that the fruit reached us in reasonably fair condition. It was sixteen days in the mail, opened, inspected and repacked twice, and still reached us in marketable shape.

PROF. HANSEN'S Wonderful Sapa and Opatá Plums

Opatá—Sioux Indian for "bouquet." First to ripen. At blooming time it is a gigantic bouquet of white flowers of most exquisite fragrance. Blooming just a little later than the American plum, it escapes frost dangers. Again, when the fruit is ripe, combine the large leathery foliage and the dark purplish red fruit, with blue bloom. It is indeed a bouquet at that time. The Opatá is a cross from the Dakota Sand Cherry and the Gold Plum, originated by Luther Burbank, and for which \$3,000 was paid when first introduced. Tree is vigorous in growth, heading very low and of quite spreading habits, and we recommend that you allow it to grow rather in this form than in the regular high trunked, trimmed, tree form. It forms fruit buds freely at one year old and bears without exception the next year. Color of flesh green, flavor very pleasant, combining the spicy acid of the Sand Cherry with the rich sweetness of the Gold Plum. Ripens with us about July 15th, and will hang on the trees in good condition for about two weeks. The photograph we are showing is taken almost at random from any of the hundreds of trees in the nursery and shows the fruit as it clusters about the limbs in a mass almost from the ground to the tip end. Makes a fine spreading tree about 8 ft. tall or may be grown in bush form.

Sapa—Sioux Indian for **BLACK**. "As dark as the shades of evening ranked in the western heavens." Turning the branches of this tree back and exposing the long ropes of glossy black fruit to the rays of the sun, the background of the brown smooth bark and glossy dark green foliage is certainly a pleasant sight and one to be remembered. This fruit is eatable and hangs on the tree for more than three weeks. When it first commences to mature the skin is dark green and the flesh of the royal purple. The color of the skin and flesh gradually changes until it is as black as the darkest midnight. The skin of this variety is especially tender and practically disappears with ordinary canning. This plum makes excellent preserves and jelly and is of the finest quality for eating fresh from the tree.

Cherisota—Moderately large, Dark Red plum of high quality. Producing fruit the first year after planting in large quantities. A cross between the Sand Cherry and the DeSota Plum. We highly recommend this variety.

Sapa and Opatá Plums, and Others of the Sand Cherry Cross, and How to Grow Them

We have demonstrated by a number of years of practical experimenting that all of the plums of Sand Cherry blood should be grown in bush form instead of tree form. By doing this you get nearly twice the fruit, and the tree will last longer. This includes Compass Cherry as well. It is always easier to pick your plums



Brother George With an Opatá Plum Limb



L. E. Gilman, Lemmon, S. D., Hansen Plums, Opatá

rather than to pick them down and since you gain a number of years in the life of a tree, and get a greater quantity of fruit each season it is better to grow them this way.

Hansen's Hardy Plums—Defy the elements.

	Each	5	10	50	100
-7 ft.....	85c	\$3.90	\$7.50	\$34.00	\$66.00
-5 ft.....	65c	2.90	5.50	25.00	49.00
-4 ft.....	50c	2.25	4.20	18.50	36.00

Waneta—This year same price as above.

Pembina Plum—This is a plum that has proven perfectly hardy in North Dakota and Canadian points. Can be raised as far north as any plum. Cross between the Red June and Large Japanese Plum and Manitoba Wild Plum. Harliest of Professor Hansen's Hybrids. A heavy annual bearer. Ripens early and keeps well.

One-year old trees 90c each, \$4.00 per 5, \$2.00 per 10. Will not sell more than ten to any one party.

Waneta (See Colored Inside Back Cover)

Placed on the recommended fruit list of all Northwestern states as the highest type, hardiest and most profitable to grow of any. It is not alone good for the Northwest. I saw them producing wonderful crops as large as any other variety grown in California, in fact I am firmly of the opinion that Waneta will be the most profitable plum for our west coast customers as it is of large size, best quality, heavy annual bearer and a wonderful shipper.

An orchard of Wanetas four years planted at South Dakota State Hospital here at Yankton produced last season over four bushels per tree, and nearly as many the year previous.

Waneta is the most rapid growing of any plum. We have produced trees at one year old as much as ten feet high. Mr. Topp of our Greenhouses planted a tree at his home four years ago; it has given him all the plums he needed for the family and is now fifteen feet high and spreads nearly as much.


Waneta should always cost a little more than other varieties.

Waneta, the Most Delicious of All Plums

This is unquestionably Prof. Hansen's masterpiece in Plums. It combines hardiness, immense size, delicious quality, long keeping, beautiful color, small pit, and early bearing, often producing a good crop in two years from planting.

My belief is that in this variety I have combined the best points of the native and the Japanese plum. It is probably the largest of over 10,000 seedlings. The size here at Brookings in 1912 was two inches diameter; weight, two ounces. Good, red color; skin free from astringency, flavor delicious. Pedigree the same as Kahinta I introduced last year. The female parent is the Apple plum, a large Japanese variety originated by Luther Burbank of California; the male parent is Terry, the largest native (*Prunus Americana*) plum, originated by the late H. A. Terry of Iowa. The Waneta plum was exhibited at the South Dakota State Fair at Huron in September, 1912, by the Horticultural Department of this Station. Waneta was a "Yanktonais boy from the wilds of the James river," who won fame in the War of 1812, and became a great chief.

The Waneta plum is absolutely the largest and undoubtedly the best of all the Prof. Hansen introductions, and this means they are better than anything grown at the present time in any part of the country. The fruit of the Waneta has reached the size of two inches in diameter. Just take a ruler and place your two thumb nails on it two inches apart and you have the size of the Waneta. With reasonable cultivation it is as large as a small apple, as large as a good large peach, and is hardy anywhere in the northwest. An early and immense bearer.



Waneta $\frac{3}{4}$ Size

Professor Hansen's Long Keeping Hanska

Prof. Hansen's Hanska Plum — (Sioux Indian for Tall), and refers to the extraordinary growth and symmetrical shape of the Hanska plum tree. The Hanska does not come into bearing as early as those varieties containing Sand Cherry blood, but three and four year old trees in the nursery were loaded with most excellent fruit. The Hanska was produced by crossing a wild Northwestern plum with the very large, firm-fleshed, fragrant apricot plum of China — *Prunus Simoni* — which is so very popular in all of the orchards of California. This variety has all of the good qualities a plum should have. The Hanska is a very large plum, a great many specimens measuring better than 1½ inches in diameter. It is of the best quality for eating from the tree, for canning, preserving, or making jelly. None of the California or native American plums compare with it in any way. In color it is a bright red with heavy blue bloom. In shape it resembles its male parent, the Apricot plum. To see this tree in the nursery, its tropical foliage, its limbs laden with the luscious reddish-blue fruit; to get on the lee side of it and catch its fragrance is a pleasure that can only be exceeded by the actual eating of the fruit, and we invite you to come to the nursery this summer and participate with us in this pleasure. As a shipper no other plum compares with it.

As we have told you in the general description of the Hansen plums, this is the variety we sent by mail from Yankton to San Jose, Cal., from San Jose to New York, and from New York back to Yankton, and reached here in fairly good condition.

Kahinta Plum — Another of Hansen's superior plums. Large. Free stone, dark red, flesh firm yellow and sweet. This plum should be included in every collection as it is a close second and has its place even where the Wanetas are planted.

Sansota — This is another of Professor Hansen's plums. A Sand Cherry cross. Very similar to the Sapa Plum. Ripens one week later and will help to extend the plum season. Fruit of high quality and same size as the Sapa. Tree very rapid in growth and hardy.



Waneta Plums 3 Years Old



Staalé Henderickson, Burke Co., Coteau, N. Dak.

The enclosed photograph is of an Opatá Plum tree. The folks are Douglas and Caroline.

I want to challenge the world to produce another tree equal to this. It is less than five feet high and from its few branches it produced fourteen quarts of plums. The fruit not only hung in clusters but was solid entirely around the limbs. Many people stopped here from eastern fruit states, and they tell me they had never seen anything like it.

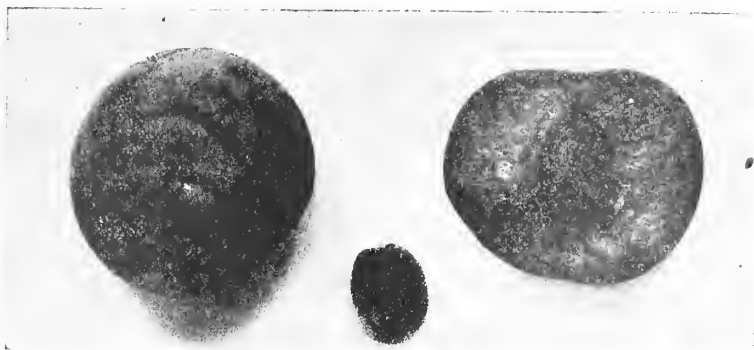
Kaga

Of the same pedigree as the Hanska; ripens with us just a little earlier than the Hanska and seems to be a little larger and a little better quality. The fruit has occasionally cracked on the tree when we had extremely wet weather during the ripening period. We find this about one-quarter to one-half inch larger in diameter than the Hanska, and believe it will be one of the main market varieties as soon as well known. This is one of the very desirable shipping plums.

Hansen's Hardy Plums—Defy the elements.


Size	Each	Per 5	Per 10	Per 50	Per 100
5-7 ft.....	\$0.85	\$3.90	\$7.50	\$34.00	\$66.00
4-5 ft.....	.65	2.90	5.50	25.00	49.00
3-4 ft.....	.50	2.25	4.20	18.50	36.00

Waneta—This year same price as above.



Kaga, Two-Thirds Natural Size. Notice Small Pit

Mrs. Thiessa Rough,
Scott City, Kans., May 28, 1925.
 I received the second shipment of Peach trees today and they are fine. I can recommend your nursery. All of the other trees are living and they are the best I have ever seen.



Gurney Automobiles

A line of autos used by our traveling men and crop inspectors just ready to start on their annual trip over many States. These cars with the Gurney sign on either side and on the rear travel from Texas to Canada and from New York to California. You are apt to see one of them most anywhere.

Root Grafts — Apple, Plum, and Pear

These are scions and roots grafted and tied together with waxed cord ready to plant. Apples should give from 75 to 95 per cent stand. Apple root grafts are put up in bunches of 50 each and bunches will not be broken. To order for root grafts will be booked after March 15th, and they will be shipped as early in April as possible without regard to other stock ordered. Small lots will go by parcel post, and they should be planted immediately in receipt of the grafts. They should be planted with a dibble as per instructions for cutting. **Price: Apple and Crab Root Grafts on Baccata Crab Roots, 50, \$4.00; 100, \$6.50; 1,000, \$50.00. Add 2c each for new varieties.**

American Plum Root Graft—Our process of putting up plums has given us for a number of years practically as good stand as with the apples. These are all grafted on the American Plum root and we can furnish them in any variety. **Per 50, \$3.50; per 100, \$5.00.**

Hansen Plum Root Grafts—25 for \$3.50; 50 for \$6.50; 100 for \$11.00. We will get the root grafts to you in good condition but we will not replace those that fail to grow.

Peaches

These are successfully and even profitably grown in central Minnesota by laying down and covering for winter. Prof. Budd says an acre can be handled as easily as an acre of blackberries. My experience confirms it. We keep Tokara No. 3, Bailey, Crosby and Elberta, J. H. Hale, our hardiest and best. Will endure mild winters unprotected. Hardier than any of the seedlings. **5 ft., each, 50c; 10 for \$4.50; 50 for \$20.00.**

Gurney's Dakota Peach—The hardiest peach in existence has borne regular crops for the last five years, hardy in both wood and fruit bud, fruit as large as Elberta, quality and color very much better. We have a very limited supply this season. Advise those planting north of Yankton to plant this Peach on south side and close up to house or fence for protection. **4 to 6-ft. trees, 80c each; 5 for \$3.50; 10 for \$6.50.**



Original Dakota Peach

This picture shows Brother George, or what is left of him, on a stepladder which you cannot see in the branches of the original Dakota peach tree. This tree was again loaded in 1926 with an immense crop of very large highly colored, fine quality peaches.

American Plums

This consists of tame plums that have been commonly grown for years. Do not neglect to include a few of these in your order. We are offering the varieties that have given the best results throughout the northwest.

De Sota—Bright yellow fruit, best in quality. Tree only moderate grower, inclined to overbear. Fruit should be thinned.

Omaha—A medium size dark red plum. On account of its production under all conditions it is becoming one of the most popular of the American plums. The quality is good. The tree is very hardy. Ripens early. We can furnish these in the three to four-foot and four to five-foot sizes only.

Stella—One of the largest of the American plums. Dark green turning to red. Of exquisite quality, very hardy and productive.

Surprise—Fruit is very large, bright red. It may easily be mistaken at a few feet distance for a tree loaded with finely colored peaches.

Wastesa—One of Professor Hansen's introductions. A pure American tame plum, extra large, of high quality. An annual bearer. We can furnish this variety in the three to four-foot size only.

Wyant—Under good cultivation, one of the best. Prof. Burd says, 1897: "The best of all for profit." Tree a straggling grower. Has not been troubled with "plum spot".

Yuteca—An American plum introduced by Professor Hansen which has proven very productive. Of high quality and extremely hardy. Somewhat larger than the average tame plum. Ripens moderately early.

Price American Plums

3-4 ft., 50c each; 10 for \$4.50; 50 for \$20.00.
 4-5 ft., 80c each; 10 for \$7.00; 50 for \$35.00.
 5-6 ft., 90c each; 10 for \$8.50; 50 for \$40.00.

Minnesota Plums

These trees run from two feet to five feet tall, all young, healthy trees, well rooted.

The larger trees will go with the first orders, we believe we have sufficient number of these, so that we will not have to use the smaller grade to fill any orders.

These Minnesota plums are all superior variety and worth while. Order a number of different varieties to plant in your orchard, they produce more fruit where a number of varieties are planted in one orchard.

Assininboin Plum—A very popular plum in Manitoba for its early, annual, heavy bearing of fine large plums. Developed from the wild plum of Stonewall, north of Winnipeg. The fruit has an attractive red color. Assininboin is a splendid plum for the far north not only for its extreme hardness, but also for its very fine flavor and earliness a very good plum for all of the prairie Northwest. Assininboin is highly recommended by the Canadian and Northwest fruit men, generally as a sure thing for a good crop of the good fruit under the most trying circumstances, will stand farther north than any other plum.

Monitor Plum—Tree unusually vigorous and produces a compact, well shaped head. Very productive, and hardy as far north as the Fruit-Breeding Farm. Fruit large, roundish, well colored with dark, dull red; stone medium, cling; quality good. Very promising as a market plum.

Red Wing—Minn. No. 12. This is a variety produced by the Minnesota Fruit Breeding Station, large, free stone, peels like a peach; good quality. Hardy.

Tonka—No. 21. Similar to Red Wing, a Minnesota variety a trifle earlier and harder than the Red Wing.

Underwood—No. 91. Another Minnesota plum that has several of the required qualities which are, large size, hardness, early and of good quality.

Prices of Minnesota Plums—1 yr., each, 60c; per 5, \$2.50; per ten, \$5.80.
Lombard Plum—A European variety, yellow flesh, juicy, nearly free stone. A great bearer. Does well in light soil. For those who have a well protected spot, we would suggest that they try this variety. **3-4 ft., 60c each; \$5.00 for 10.**

Grapes

Note the Special Low Grape Prices, Lower than on Colored Page

On Page 86, we show in colors five of the most desirable, from an all-purpose standpoint, of the grapes.

Grapes are so easily cared for and bear such large quantities of high-quality fruit, they can be used in so many ways and the vines themselves are so valuable as a covering for summer houses, fences or objectionable buildings or places, that everyone — no matter how small the grounds — should have some grape vines.

In planting grapes in rows or on fences, they should be about four feet apart in the row. To cover a summer house or an objectionable building, plant them two feet apart. They will soon give you the desired results.

Delaware

This is undoubtedly the highest quality of the small table grapes. In size it is about twice that of the wild grape. Bunches are very firm, compact and well flavored — berries are juicy and sweet without any hard pulp, spicy flavored. Ripens medium early, color red when ripe. Bears abundantly. **Each, 25c; 5 for \$1.25; 10 for \$2.00; 25 for \$4.50; 50 for \$8.25.**

Concord

This grape is the grape of commerce of the United States, originated in Concord, Massachusetts, more than a half century ago and has held its place as no other fruit has for that time. This is a standard market grape and shipped in thousands of car loads from New York, Michigan, Iowa and other grape producing sections. For the extreme northwest it is the hardiest of the large sized black grapes and can be grown anywhere and will live for many years if instructions are followed. Matures about the middle of September. **Each, 20c; 10 for \$1.00; 25 for \$2.40; 50 for \$3.75; and 100 for \$6.25.**

Beta

This is probably a cross of the wild grape with some of the larger tame varieties. It is the hardiest of the medium-sized, black grapes and will grow anywhere in the north without winter protection. This makes it especially desirable for covering fences, outbuildings, trellises where it is not handy to take them down and cover in the winter. The fruit is about half the size of the Concord and when thoroughly ripe excellent to eat from the hand. One of the best for grape juices and jellies. This Beta grape has made it possible to have an abundance of grapes in any territory. The people moving from the east and south to the north, need no longer regret the loss of this delicious fruit. We recognized the value of this grape when it was first introduced and crowded the propagation and introduced it as rapidly as we could and we are pleased with our success in getting it among the growers but more pleased with their success in the quantities of fruit produced.

Besides it has made many home grounds beautiful with its rapid-growing vines covering unsightly objects.

The Rockport Mennuette Society reports to us that they sold \$465.00 worth of Beta grapes grown from 90 vines, one year's crop. **Each, 25c; 5 for \$1.15; 10 for \$2.00; 25 for \$3.50; 50 for \$6.25; 100 for \$12.00.**

Niagara

A white grape is desirable if you can grow it. They produce a little sweeter fruit than the black or red and in selecting Niagara as the leading white, we have done so because it is harder than others. It produces a medium-sized bunch, fruit about one-fifth smaller than Concord, bunches about two-thirds Concord size, ripening about with the Concord and turns to a pale green when thoroughly ripe. Should not be used until thoroughly ripe. Vines are vigorous, hardy and very productive. **Each, 20c; 5 for 95c; 10 for \$1.80; 25 for \$3.90; 50 for \$6.50.**

Lutie

Another beautiful, delicious red grape, producing fruit about twice the size of the Delaware and are of the old outstanding varieties. Out of 25 varieties of good eating grapes grown in our trial grounds, the Lutie has led for the last three years. It is a vigorous grower and you may have more fruit buds to produce fruit than on most varieties. Matures its fruit about 8 to 10 days earlier than the Concord and is just a little harder than any other variety—excepting the Beta. You can grow these in large quantities and have fresh fruit on your table for many days during the fruiting season. They make delicious fruit juices, jellies and jams. Bunches are large, well-formed, not too compact. **Each, 30c; 5 for \$1.30; 10 for \$2.50; 25 for \$5.00; 50 for \$9.50; 100 for \$17.50.**

Buffalo Berry

This is very useful as well as ornamental, and is planted as much for an ornament as for its fruit. The tree grows from 7 to 12 feet high, has silvery foliage. The fruit is much like that of the Red Currant, and is used for the same purposes. The Buffalo Berry makes an excellent hedge.

	Each	Per 10	Per 100
18-24 inch.....	\$0.25	\$1.75	\$15.00
2-3 ft.....	.30	2.20	19.00
3-4 ft.....	.35	3.00	25.00

Hansen's Improved Sand Cherry — Wonderful improvement over the common native sand cherry of western South Dakota. Something that is worth while in every garden. The fruit is larger and of excellent quality. Should be grown in bush form. Makes an excellent division hedge between the garden and yard. Produces fruit the first year after planting. **1 yr., 15c each; 5 for 65c; 10 for \$1.00; 50 for \$4.50; 2 yr., 20c each; 10 for \$1.50.**

Houghton Gooseberry

But few of the varieties of small fruits outlive a generation of men but the Houghton Gooseberry is doing that. It has retained its place in all of the gardens on account of the immense number of medium sized, high-quality berries produced by it. They are produced on the under side of the branches and a bush producing many quarts would not show the casual observer a

single berry. Their new growth is slender long branches giving the bush a weeping appearance. These branches produce the fruit the next year. I consider this the best of the medium sized berries. Color, light-green, until it matures when it turns to a pale red. Two year; extra heavy. **Each, 20c; 5 for 90c; 10 for \$1.65; 50 for \$6.00; 100 for \$10.00; 500 for \$40.00.**

Carrie Gooseberry

The fruit of the Carrie Gooseberry is about one-half larger than the Houghton. Bush more upright and of rapid growth, producing an abundance of rather dark green berries, turning to a brighter red when ripe. Excellent for canning and preserving. Also good for jellies but the juice should be mixed one-half with apple juice as the Gooseberry juice is rather tart. Professor Hansen says of this gooseberry "that they have fruited the Carrie for several seasons and well pleased with them." It is an improvement in some respects over the old Houghton. He reports further that he saw a plantation in Excelsior, Minnesota in heavy bearing and that it was a sight to behold.

At the State Horticultural meeting in 1911 he reported "the Carrie is intermediate in size between the Houghton and Downing and it is a heavy bearer at Brookings." It is a welcome addition to our present list of gooseberries. Here at Yankton, taking all points into consideration, we consider the Carrie best and it should be in every garden and plantation. Two year; heavy. **Each, 25c; 10 for \$2.15; 50 for \$9.00; 100 for \$17.00.**

Professor Neils E. Hansen's Ohta Raspberry

This was the second of the two remarkable red raspberries originated and introduced by Professor Hansen. The Sunbeam was first and has proven to be as good as Professor Hansen claimed it to be. The Ohta, coming later, is an improvement over the Sunbeam, a larger berry, rather firm which makes it better for shipping and higher quality. It is an immense bearer and has proven perfectly hardy over the Northwest. It has been re-named "The Flaming Giant" by one nursery. This name because of the immense crops when ripe, turning the field to a beautiful red. The first year planted, the Ohta is an everbearing, will bear soon after planted and continue until freezing. The second, and succeeding years, they bear one annual crop. To make them everbearing, dig a few of the plants each year and transplant them so that you will have berries throughout the summer. **Each, 20c; 10 for \$1.30; 50 for \$3.00; 100 for \$5.00; 500 for \$20.00.**

Perfection Currant

The fruit of this variety is from one-half to two-thirds larger than any other currant introduced. This alone would make it more desirable but the further fact that it is an immense bearer increases its value. The Perfection is a little slower in growth when young than other varieties but makes a large, strong, healthy plant as it increases in age. We have picked currants of this variety nearly as large as Early Richmond cherries and in clusters of 10 to 12 currants on a stem. When first introduced it won the Barry gold medal at the Pan-American Exposition and the gold medal awarded at the Louisiana Purchase Exposition. Two year; No. 1. **Each, 25c; 10 for \$1.90; 50 for \$9.00; 100 for \$13.25.**

1927 Gladiolus, A Grand Selection

We have in the gladiolus field many hundreds of varieties, and in the spring of 1926 more than 100 new ones were added. During the month they were in bloom a careful check was kept of the best flowers, the best colors, in fact, those that would please you best were you there yourself, and the following eight varieties are the results:

The Gladiolus Bulbs furnished by us are all of the large size that will bloom the first year. You will appreciate this fact when you compare our bulbs with many you have been receiving.

Alice Tiplady — The Queen of the Primulinus type. Large open flowers placed evenly on very long stems. A soft coppery bronze shaded buff, a very pleasing color. During the blooming period the Kiwanis Club served a banquet in our office and a different variety of Gladiolus was placed on each table, and the Alice Tiplady attracted the most attention. **Each, 10c; 10 for 60c.**

Empress of India — dark maroon, almost black, the darkest purple colored Gladiolus we know. This is one of the finest and most desirable shades, and will be exceptionally satisfactory to the planter. Flowers are larger and stand up much better on good, strong spikes, better for cut flower purposes than any other purple. **Each, 10c; 10 for 70c; 50 for \$2.75; 100 for \$5.00.**

Mrs. Frank Pendleton — Everyone agreed in the trial grounds that this is one of the finest yet one of the oldest varieties being produced. Large size flowers, borne on straight spikes, a lovely salmon pink with brilliant deep red blotches in the throat. A color combination equal to or rivaling the finest orchids. When the inspector: were leaving the field, they always cut arms full of this variety. **Each, 10c; 10 for 60c; 50 for \$2.50; 100 for \$4.50.**

Crimson Glow is just what its name indicates, an immense stalk of the most brilliant crimson flowers imaginable. A field of these in the early morning with the dew covering them and the sun rising is a sight one would not forget. Color deep scarlet red, lighter in throat, carmine blotched on lower petals. Extra large flowers and the best scarlet in existence. **Each, 15c; 10 for 80c; 25 for \$1.75.**

La Marshal Foch, a delicate shade of pale shell pink. Self-color, except for small old rose stripe on lower petals. A wonderful spike, producing very large flowers. None better of this color. **Each, 15c; 10 for 80c; 25 for \$1.75.**


Scarlino, one of the finest spikes of the ruffled sorts. Flowers would attract attention in any collection. Color light bright orange red, each flower ruffled, stands up well, and is a good cut flower variety. **Each, 15c; 10 for 80c; 25 for \$1.75.**

Golden Measure, pure masticot yellow, self colored. Tall straight spikes, standing at least four feet high. Flowers extra large, well arranged on stems, many blooms open at one time. I selected this as the best yellow. **Each, 15c; 10 for 80c; 25 for \$1.75.**

Halley, one of the old ones that will never lose its popularity. Light geranium pink, almost strawberry pink. One of the earliest to bloom. Large open flowers on good, strong stalks. A very popular flower. **Each, 10c; 10 for 60c; 25 for \$1.25; 50 for \$2.10; 100 for \$3.75.**


PERFECTION CURRANT

Each, 25c; 10, \$1.90;
50, \$9.00; 100, \$13.25.



Professor Hanson's improved Sand Cherry. Twice as large, twice as good, as many as the wild ones.


Each, 15c, 5 for 65c, 10 for \$1.00, 50 for \$4.50.



Buffalo Berry. A wild fruit of the Dakotas, hardy, high yielding desirable fruit, also good hedge plant. Each, 25c, 10 for \$1.75, 100 for \$15.00.

CARRIE GOOSEBERRY


Ea., 25c; 10, \$2.15; 50, \$9.00; 100, \$17.00.



GLADIOLUS

- 1 Mrs. Frank Pendleton per 10-60c
- 2 Crimson Glow per 10-80c
- 3 Alice Tiplady per 10-60c
- 4 La Marshall Foch per 10-80c
- 5 Scarlano per 10-80c
- 6 Golden Measure per 10-70c
- 7 Empress of India per 10-70c
- 8 Halley per 10-60c
- Total \$5.60

Special Bargain Collections
Gladiolus, 10 each for \$4.00



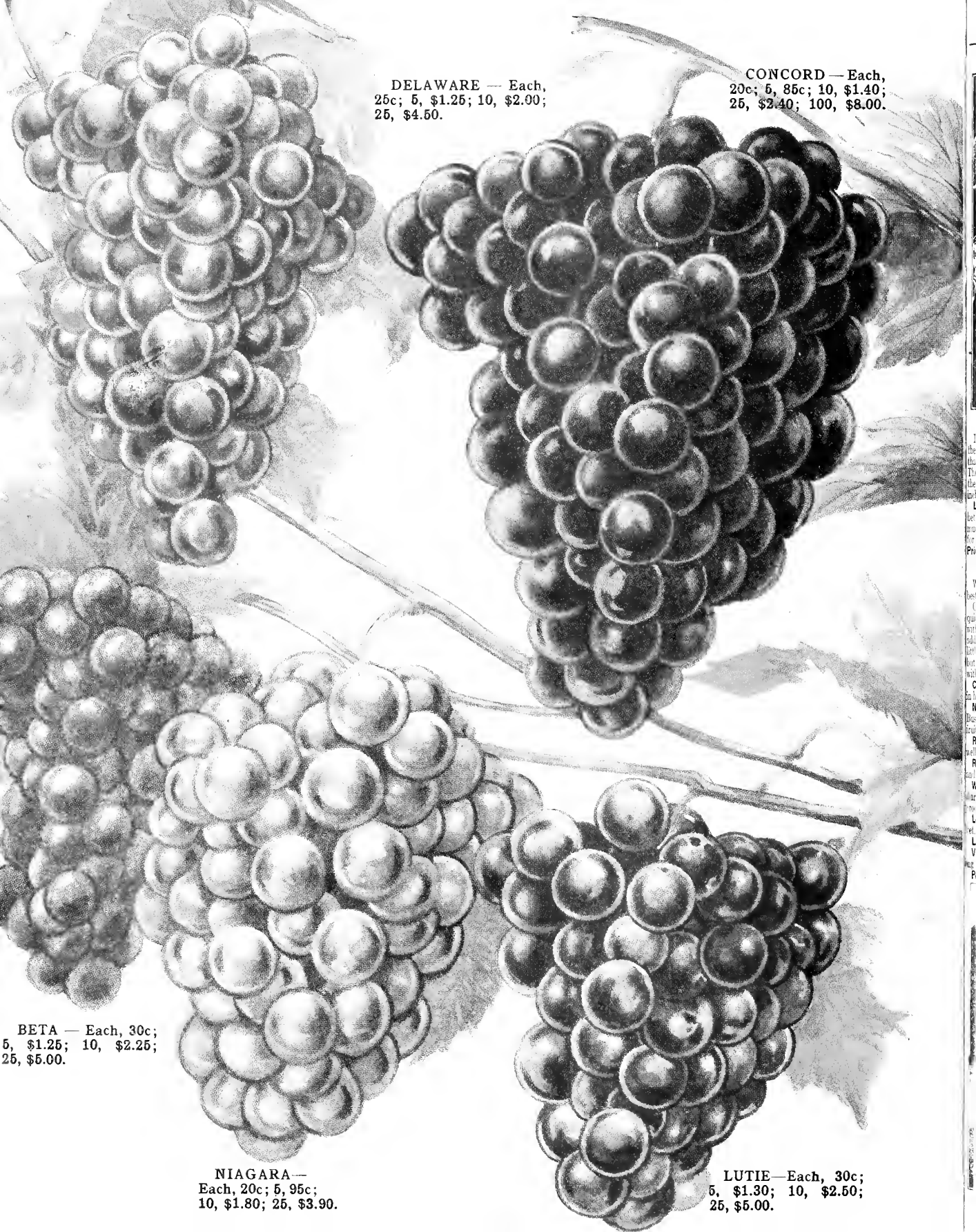
PROFESSOR HANSEN'S OHTA RASPBERRY

Each, 20c; 10, \$1.30; 50, \$3.00; 100, \$5.50.



HOUGHTON GOOSEBERRY

Each, 20c; 5, 90c; 10, \$1.65; 50, \$5.50; 100, \$8.50.



DELAWARE — Each,
25c; 5, \$1.25; 10, \$2.00;
25, \$4.50.

CONCORD — Each,
20c; 5, 85c; 10, \$1.40;
25, \$2.40; 100, \$8.00.

BETA — Each, 30c;
5, \$1.25; 10, \$2.25;
25, \$5.00.

NIAGARA —
Each, 20c; 5, 95c;
10, \$1.80; 25, \$3.90.

LUTIE — Each, 30c;
5, \$1.30; 10, \$2.50;
25, \$5.00.



Eldorado

Dewberries

Instructions for planting and care: These will be delivered to you with a portion of the old cane attached. This is of no value except for handling purposes, as the new cane at produces the fruit next year comes from the crown of the little plant you will receive. The Dewberry will have a quantity of fine roots. In planting, these must be spread out, the soil worked in carefully among them and the crown not covered over one and one-half feet. Plant 18 inches apart in the row, rows 4 to 5 feet apart.

Lucretia — We do not advise planting this unless you have sandy soil, as it does better on that than on any other soil. This is a creeping plant and will often grow as much as fifteen feet in one season. The vines should be trimmed back to about three feet for best results. The fruit is about three times the size of the Blackberry, very sweet. Price: Each, 10c; 10, 60c; 100, \$3.00; 500, \$12.00.

Currants

We picked from this field of two-year-old plants literally thousands of quarts of the best currants. This is a real field of currants.

Currants can be grown successfully in any part of the country and will produce fruit nicker than any other small fruit, and is a sure annual crop. They grow and produce with almost no care, but just like any other tree or plant, will pay a hundred-fold for additional care. Just give them a little cultivation, some manure worked into the soil, a little bit of trimming after the fruit is harvested, and you will have, not only fresh fruit, but quantities to can and make the best jelly. If you like a milder jelly, mix currant juice with one-half apple juice, and it's delicious.

Cherry Currant — Strong, very large fruit. This cherry seems to be very popular at higher altitudes.

North Star — Medium size; fine flavored and prized in both kitchen and market. Bush very strong grower and should have plenty of room. Produces large quantities of fruit.

Red Dutch — A hardy, well-known standard variety; early, a prolific bearer and does well everywhere. It is, perhaps, planted more extensively than any other variety.

Red Cross Currant — Bush somewhat below medium size, very healthy, vigorous and productive.

White Grape — Large; white; sweet or mild sub-acid; very good quality and popular for dessert and kitchen, and well known in market. Bush low and spreading. Very productive.

Lee — Medium large; black; fruit of fine quality, desirable for both kitchen and market. Bush a vigorous grower and very productive.

La Versailles — Very large; red; bunch long, of great beauty and excellent quality; one of the finest and best, and should be in every collection.

Victoria — Large; bright red; bunches extremely long; berries medium size, of excellent quality. Good erect grower, very productive. Ripens late, making it one of the most valuable sorts. Hardy. Above varieties, unless otherwise priced: 2 year plants, 15c each; 10, \$1.30; 50, \$5.50.

Perfection Currant — (See Page 85)—You have all grown the old standard varieties of Currants, producing only a medium crop and those of small size. By the introduction of this new **Perfection Currant** we are doubling the crop and the size. We picked currants of this variety in our nursery this past season, nearly as large as the Early Richmond Cherry and in clusters of ten to twelve currants on each stem. When first introduced, won **Berry Gold Medal** at Pan-American Exposition and gold medal awarded at the Louisiana Purchase Exposition. It is certainly a wonderful fruit and should be in all your gardens. No. 1, each, 25c; per 10, \$1.90; per 100, \$13.25.



This Shows a Field of Thousands of Two-Year-Old Currant Bushes in Our Evergreen Nurseries

Blackberries

Instructions for planting and care: When you receive the Blackberries they will have a certain amount of the old cane on them. This is left more for the purpose of handling the plant than otherwise. The new canes come up from below the ground, and produce the fruit the next year after planting. Plant your Blackberries about 2 feet apart in the row and the rows 5 feet apart. Plant them about the same depth that they stood in the nursery.


We do not recommend Blackberries for any point north of Yankton in the prairie country, except in sheltered localities, but they can be grown successfully in almost any part of Minnesota in the timber country, or south of this point. We have seen large fields of Blackberries grown successfully and profitably in cottonwood groves that have been thinned out either by nature, cutting, leaving open spaces and planting the roots there allowing them to grow wild. This method is worthy of trial in almost any section.

Snyder — Undoubtedly the hardest variety of the Blackberry; and abundant bearer, of good size, and good quality berries. 10, 60c; 100, \$4.75; 500, \$17.00.

Eldorado — One of the hardest and most vigorous of all blackberries, enduring the winters of the north-west without injury. The yield is enormous, berries large, jet black and borne in large clusters. Very sweet, have no core and will keep eight to ten days after picking. A splendid blackberry. 10 for 65c; 100 for \$4.95; 500 for \$18.00.

Blackberries in Thin Groves

It is feasible to grow profitably and satisfactorily, good crops of the above varieties of blackberries, in cottonwood or poplar groves where they are not planted too closely together. This is especially true if the groves are growing on lower ground. I advise planting the blackberries in the regular way. As soon as planted mulch heavily with well-rotted manure or old straw or hay. Put this on thick enough to keep weeds and grass from growing among the plants. If you are unable to grow them in the regular way in the open field you need not give up this desirable fruit. Try it!



Cherry Currant

We picked from this field of two-year-old plants literally thousands of quarts of the best currants. This is a real field of currants, and S. S. said he grew them and wanted this picture in the Catalog, so here it is.

Currants

We picked from this field of two-year-old plants literally thousands of quarts of the best currants. This is a real field of currants, and S. S. said he grew them and wanted this picture in the Catalog, so here it is.



Grapes


Instruction for planting and care: One of the most satisfactory fruits, and can be grown anywhere. For the extreme north use the hardiest varieties, as the Beta. As you go farther south take standard varieties, as the Concord. A grape vine must be protected from air from the time it is dug until it is back in the ground. They kill easily if left unprotected while out of the ground. When you receive the grape, it will have very long roots. These should be cut back to about 6 inches in length. The hole should be dug a spade's depth, and the roots spread out on the bottom of this hole. See that the earth is worked in well among the roots. Pack well, cultivate and fertilize, and you will have best results. A trellis will be needed the second year after planting.

Alpha—Very hardy black grape, preferred by some to the Beta about same size as Beta grape. Bunches large and well shouldered. Individual berries large and jet black, covered with a bluish bloom. Flavor excellent. A splendid grape for making jellies. An abundant bearer and unsurpassed for hardiness. Needs no winter protection. **Each 25c; per 5, \$1.15; per 10, \$2.00; per 25, \$4.00.**

Agawam—An early ripener. Vine strong, bearing very large berries, with soft, sweet pulp and thick skin. **Each, 20c; per 10, \$1.80; per 50, \$3.00.**

Beta Grape—The people moving north regret the loss of their Grapes, which are wonderfully attractive and refreshing in the late summer. Many the heartache and sigh of disappointment when the housewife finds she cannot grow Grapes on her new homestead or northern home. The Beta changes all this, as it will grow readily in North Dakota without covering; not only grow, but produce as much fruit per vine as the large varieties in the East, rapid growers often making a growth of 15 to 20 feet in a single season. Extremely valuable for covering summer houses, outbuildings or fences. We recognized the value of this new Grape when it was introduced. We are pleased with our success in getting it out among the growers and more proud of the success attained by the growers. It has made their homes beautiful and produced immense quantities of fruit. **Each, 25c; per 5, \$1.15; per 10, \$2.00; per 25, \$3.50; per 100, \$12.00.**

Brighton Grape—Bright red. Heavily shouldered; large bunch; one of the sweetest and most delicious. Strong growing, hardy vine. Plant with other sorts for pollenization. Very good for eating, jelly and market. **Each 20c; per 5, 95c; per 10, \$1.50; per 50, \$6.50.**



Beta Grapes and Compass Cherries Grown By Mattie T. Cramer, Malta, Mont.

Rockport Mennonite Society sold \$465 worth of Beta Grapes from ninety vines in 1920. Can you beat that?

A Row of Grape Vines in Your Garden

will produce more profit, enjoyment and beauty than any other known fruit. The Rockport Colony sold \$465.00 worth of Beta grapes from 90 vines in one year. That is an unusual income and you may do nearly as well from your own vineyard. Nothing so refreshing as the fresh, ripe fruit on the vines; nothing so desirable as the jams, jellies and grape juices for the winter. All easily prepared and inexpensive when you produce your own fruit.

Champion—One of the earliest of the large black grapes. With winter protection these can be successfully grown in most parts of North Dakota. Very productive, vines vigorous and hardy. **Each, 15c; 10 for \$1.25; 50 for \$5.00.**

Delaware—One of the finest table grapes, bunches not large, compact, well shouldered, berries rather small, juicy and sweet without any hard pulp. Ripens medium early, color red. **Each 25c; 5 for \$1.25; 10 for \$2.00; 25 for \$4.50.**

Elvira—White. Bunches medium size, very splendid wine grape. Hardy, vigorous grower and productive. Ripens in September. **Each 20c; 10 for \$1.70.**


Lucile—A beautiful large red grape, which yields as much as Concord; the very best quality, as hardy as any grape listed, except the Beta. A very strong, robust grower; ripens its fruit early. Vine is healthy and free from disease; never drops its berries. **Each, 30c; 10 for \$2.90.**

Lutie Grape—An old standard variety. Out of twenty-five varieties of grapes that we are growing in our trial grounds the Lutie Grape has led for two years. The Lutie is very vigorous and produces more fruit than any other variety in the trial grounds. It is a red grape, earlier than the Concord and probably more hardy. There is no reason why you cannot grow large quantities of these grapes, as there are but few fruits, if any, that will produce more fruit per square foot than grapes. Try ten of these. **Each, 30c; 5 for \$1.30; 10 for \$2.50; 25 for \$5.00.**



Concord, The Old Standard, One-Third Size

Concord—Large, purplish-black grape; very hardy and productive, ripening about the middle of September. This is one of the most popular market grapes. Mid-season. **Each, 20c; 10 for \$1.00; 25 for \$2.40; 50 for \$3.75; 100 for \$6.25**



Lucile, One-Third Size

Moore Early—Similar to Concord, equally as hardy and at least ten days earlier. Very productive in rich soil. **Each, 25c; 10 for \$1.80; 50 for \$8.00.**

Moyer Grape—A red grape, seedling from the Delaware. It is similar to the above described Delaware, is more free from rot and mildew, and the berries and bunches are larger. Flavor, rich and sweet, without a trace of foxiness. The fruit keeps and ships well. This grape was originated in Canada and is highly thought of, proving perfectly hardy everywhere the Concord is grown, and possibly standing even more cold. Two weeks earlier than the Delaware, especially fine for the north. **Each, 35c; 5 for \$1.50; 10 for \$2.90.**

Niagara—Large, slightly oval; pale yellow fruit, covered with a white bloom; the quality is equal to the Concord and it is the standard white grape of the country. Bunches are large and compact. Vine vigorous, hardy and very productive. **Each, 20c; 5 for 95c; 10 for \$1.80; 25 for \$3.90; 50 for \$6.50.**


Worden—Larger than Concord and ten days earlier. Hardy, healthy, vigorous and productive. Large bunches, dark purplish-black. Especially good on account of its earliness. **Each 20c; 10 for \$1.90; 50 for \$7.00.**

Wyoming—Very productive, healthy and early yielder. Bunches well formed and composed of large amber colored berries above medium size. These grapes will ripen farther north than most varieties. **Each, 20c; 10 for \$1.80; 50 for \$8.00.**

On the Colored Insert Page 86

We are showing colored photographs of various varieties of grapes that can be grown anywhere in the northwest and as sure to produce a crop of fruit each year as any fruit you can plant. A grape requires care for best results, but will, even under adverse conditions and neglect, produce large crops of those delicious bunches of grapes.

The varieties offered on the Insert page 86 are the best in hardiness, production and quality. The Beta may be left on the trellis through the winter in most sections—no other grape so hardy as the Beta. The other varieties for best results require some winter protection. We print a bulletin "Small Fruits" we want you to have as it will help you—it's free!



Houghton

Carrie Gooseberry
See color page 85

Prof. Hansen's report on this gooseberry at the State Horticulture meeting in 1910: "We have fruited the Carrie the first season or two and are well pleased with it. It is a great improvement in some respects over the old Houghton. I saw a large plantation near Excelsior, Minn., in 1907, in heavy bearing, and certainly it was a sight to behold."

At the meeting of 1911 further reports: "The Carrie is intermediate in size between the Houghton and Downing, and it is a heavy bearer at Brookings. It is a welcome addition to our present short list of gooseberries. The Carrie surpasses the Houghton, I am confident of that."

Here at Yankton it has proved much the best of all. For size, quality and productiveness we call it

best. Each, 25c; 10 for \$2.15; 50 for \$9.00; 100 for \$17.00.



Carrie

Gooseberries

An old Uncle of mine used to tell me that a single Gooseberry would spoil a barrel of sugar, but I have found since that he was "spoofing" me. Even, if they do require a considerable quantity of sugar, there are none of the fruits more desirable, none easier to grow and none that will yield a more quarts of good fruit per square rod.

Can them in the ordinary way, preserve them or use the juice mixed with one half apple juice for jellies, and you will find them delicious. Or make a steamed pudding, covering it with sauce freely supplied from the preserved Gooseberries, and you will pronounce it the best of any. If you do not know how this is made, write me and I will tell you.

Downing Gooseberry—Larger than the Carrie. Will not stand quite as much grief but is an excellent berry for Iowa, South Dakota, Nebraska and Minnesota or in localities where conditions are equally favorable. A very productive and profitable variety. 25c each; 10 for \$2.25.

Oregon Champion Gooseberry—Berries very large brownish-red color, very sweet and fine for table use and pies. Bush a strong grower, healthy, not very thorny and a very prolific bearer. One of the best berries for the market. Prices: Each, 20c; per 10, \$1.75; per 100, \$18.00.

Houghton—(See color picture page 85)—Medium size, pale red, sweet when thoroughly ripe; very spreading grower, an excellent bearer; the standard gooseberry, the best for the Northwest. Each, 20c; 5 for 90c; 10 for \$1.65; 50 for \$5.50; 100 for \$8.50; 500 for \$38.00.

Raspberries

Red Raspberries—Instructions for planting and care: Such as the Sunbeam and Ohta are to be handled just as the Blackberry. They make new growth, produced from the cross section of the root, or below the ground on the stalk that you receive.

Sunbeam—This new perfectly hardy Raspberry, introduced by us after another year's trial, we can say positively that it is the only Red Raspberry of value from the south line of South Dakota to just as far north as you have a mind to go. We grow in the nursery a large number of varieties of Red Raspberries. The Sunbeam was the only one that comes through the winters without winter killing. It produced a full crop of fruit, other varieties not any. A better raspberry than the Sunbeam may be produced, but we doubt it. In hardiness it is perfect, quality the best, and the quantity not to be complained of. Each, 10c; per 10, \$1.00; per 100, \$5.50; 500 for \$20.00.

The above description was written from the Sunbeam before the Ohta was originated. What is true of the Sunbeam is also true of the Ohta. It has proved equally as hardy.

King—Pronounced the very best early Red Raspberry by many of the leading horticulturists in Minnesota; it is the great market berry of that country; probably more acreage of the King planted for market purposes than all others combined. 10, 70c; 100, \$4.50; 500, \$19.00.

St. Regis Everbearing—Red; commences to ripen with earliest and continues on young canes until October. Berries bright crimsons, large and sugary, fresh firm; a good shipper; the most prolific of any red variety known. Plant a very strong grower. 10 for 90c; 100 for \$4.65; 500 for \$20.00; 1,000 for \$5.00.

Cumberland—Black; a healthy, vigorous grower; fruit very large, quality good. Keep and ship as well as any of the blacks. The most profitable market berry. 10, 75c; 50, \$2.25; 100, \$4.00; 500, \$15.00; 1,000, \$27.00.

Kansas Black Raspberry—Strong vigorous grower, berries size of Gregg, of better color, jet black, firm and of best quality. Per 10, 95c; 50, \$2.15; 100, \$4.00; 500 for \$15.00.

Royal Purple Raspberry—This is an improvement in hardiness, size and quality over all other purple berries, equal in hardiness to the best of the reds, a better shipping berry, and has made more money for the growers in this section than any other variety for the past several years. The fruit is borne in remarkable quantities. On account of the remarkable vigor of its canes, it stands drouth and matures full-sized fruits when others are of inferior size and quality. Our supply of this berry is limited, but we think everyone should plant a reasonable number this year. I know you will be well-pleased with the results. Price: per 5, 70c; per 10, \$1.00; per 50, \$4.00; per 100, \$7.00.

Latham—The great raspberry of Minnesota. Named for A. W. Latham so long Secretary of the Minnesota Horticultural Society. Our experience with this berry has been very satisfactory, nearly as hardy as the Ohta, equal in size and a better shipper; quality extra good; color bright red. Latham was originated at the Minnesota Fruit Breeding station. Each, 20c; 10 for \$1.50; 50 for \$3.00; 100 for \$6.00.


Stella M. Wilson, Herron Lake, Minn., Oct. 15, 1925

I am enclosing a postcard picture of vegetables and farm crops grown from your seed. The corn right down at the bottom is 12 in. long, that standing up, 15 in. You will agree with me that this is a good showing.

P. A. Paulson, Divide County, N. D.

This is a photograph of the beans and cucumbers in our garden grown from Gurney seed. We picked bushels and bushels of cucumbers from the patch and the beans are loaded.

Mrs. Joseph J. Schmidt, Lefor, N. Dak., Apr. 24, 1926
I received my order of trees, etc., and I want to thank you for the extras you put in. I surely did not expect any with the first order. I had been dealing with another company for many years and never received a single present in that time.




Prof. Hansen's New Hardy Raspberry—Sunbeam

Professor Neils E. Hansen's Ohta Raspberry

We have left the description of the "Sunbeam" raspberry just as we gave it. We made the statement that the Sunbeam was absolutely the best hardy red raspberry; we also made the statement that possibly a better one would be produced. We made that statement because we did not feel that Professor Hansen was going to stop the raspberry improvement until he had one that was almost, if not entirely, perfect. We are showing here a photograph of a bowl of the new **Ohta**. These berries are shown in the photograph about one-half size. We have picked **Ohta** berries this year from the time the first ones ripened, early in July, until the ground froze. The **Ohta berry** is absolutely an ever-bearing the first year, and if you want continuous berries each season, transplant a few of the **Ohta** from your patch each fall or spring, cutting the old stock down to about eight or ten inches.

The **Ohta** will add to his good name as an inventor of new fruit. The **Ohta** outbears the Sunbeam. Each, 20c; 10, \$1.30; 50, \$3.00; 100, \$5.00; per 500, \$20.00.

Gregg — Black; for many years the leading standard, best known market sort; very productive, large size. 10 for 90c; 100, \$3.50; 500, \$14.00.



Ohta Raspberry

Mrs. Paul S. Nichols, Delaware, Ohio, Mar. 13, 1926

I am enclosing order for this year. I want to add our testimony to the value of the Ohta Raspberry. In 1923 we purchased one dozen roots from you and have enlarged the patch a little each year. In 1924 we sold 50 quarts and in 1925 150 quarts. It was very dry here last year and the dry weather caught all of our neighbors' raspberries, but the Ohta ripens from seven to ten days earlier and they were not affected at all. I get a much better price for this early fruit. They brought me over \$50.00 last year and the family had all they could use. Pretty good income from a back yard patch.

Mrs. John Dearing, Carrington, Tenn.

In your 1926 catalog on page 73 you showed a reproduction of a photograph of our home, planted to Gurney shrubs three years previous.

Possibly the readers of the catalog would like to know how the place looks after another year's growth, and I am pleased to send you a new photograph, which you may print if you like. The picture will speak for itself, and I cannot say too much for your shrubs. You certainly give one his money's worth.



The John Dearing Home, Carrington, Tenn.

Bargains in Alfalfa and Sweet Clover Seed

Alfalfa. Each season we have a few bags of Alfalfa seed of good quality and high germination, but not good enough to go into the first grade. This seed is composed of a mixture of Cossack, Grimm's and Dakota No. 12, and we are offering it at the very special price of **\$17.00 per hundred pounds.**

Sweet Clover. We also offer a few bags of second grade White Blossom Sweet Clover. This is of high germination and good quality for the price asked. While it lasts this will sell at **\$10.50 per hundred pounds.**

Yellow Blossomed \$11.50 per hundred pounds.

Grundy County \$12.00 per hundred pounds.

Gurney's Everbearing Strawberries

(See Outside Front Cover)

"Put on your overcoats and pick strawberries enough for a shortcake."


This was an actual request made by Mrs. S. S. Gurney on October 15, 1920, to her group of girls shown in the picture on this page. Lots of Everbearing Strawberries in the field at that time and there had been a good picking of strawberries right along almost since June, the only skips being at dry time when the berries were too small to pay to pick.

We will ship strawberries in the fall during October at the regular prices, but could not ship them earlier. We do not make replacements on plants shipped in the fall. We recommend spring planting only.

Instructions for Planting and Care

We sell millions of Strawberries each year, and they go to all sections of the United States. We often ship them across the continent and have them reach destination in perfect condition. Other times they go only a short distance and are dead on arrival. We dig, pack and ship fresh every day, so they leave in the best possible condition. When you receive your strawberries they should be fresh and green, and not rotted in the crown. It is very unusual to have them reach you in anything but the best condition. When they are received in anything but good condition, notify us at once. More strawberries are killed after they are received by the planter than any other way. They appear to be a trifle dry, and they are immediately soaked up. The crown of a strawberry plant should never be wet before planting. It will rot in a few hours. Each plant as a number of fine roots, have your ground in excellent condition, force the flat hand into this mellow ground, withdraw the hand, leaving a hole an inch by about 4 inches, and about 4 or 5 inches deep. Take the other hand, spread the roots of the plant out fan-shaped, the crown to be just even with the top of the ground when the dirt is packed firmly against the plant. Plant them from 1 foot to 18 inches apart in the row, and the rows 4 feet apart. During the growing season they will throw out a number of runners that set new plants. Train these to stay close to the original plant, not allowing it to become more than a foot wide. In the fall, when the ground freezes, cover the plant to a depth of about one or two inches with straw or hay. Straw is best, as you can rake it in among the plants in the spring and allow it to remain there. This keeps the fruit off the ground and clean always.

Strawberries are always sent separate from the balance of your order, either by parcel post or express, charges paid by us. We do this that the plants may reach you in the best possible condition.



October



June

Strawberry Boxes

One quart American strawberry boxes, made up ready for use, come nested, price 200 lots or less \$1.25 per 100; 500 lots or less \$1.10 per 100; 1,000 lots or less \$1.00 per 100. 24 quart crates, k. d., 25c each, F. O. B. Yankton.

Dunlap Strawberries, Standard Varieties

Even with the introduction of the Everbearing Strawberry there is still a place for the old standard one crop per year strawberry. The Dunlap is absolutely the best. It is a self-fertilizer, fine quality berry, yields bountifully, and is a good shipper.

We grow a great many varieties of the old standard strawberries, but we consider the Dunlap the best for any for all purposes. We can furnish you with the Bederwood, Sample and Warfield. The Dunlap and Bederwood are the self-fertilizers or perfect flowers. The other varieties are not perfect flowers, but Pistillate and require either the Dunlap or Bederwood planted in alternate rows to fertilize them. Price, 25, 50c; 50, 85c; 100, \$1.25; 500, \$4.00; 1,000, \$7.50. Parcel post or express charges paid in all cases by us.

Premier

(P) The strawberry without a fault, the earliest of all. While this is the earliest strawberry ever produced, it is so frost resistant in both buds and blossoms that its fruit crop has never been destroyed. This variety eliminates crop uncertainty but ripens a week ahead of other varieties. The word "Premier" means "first." This berry is first in size, first in yield, first in quality and first to ripen. The plants are sturdy, healthy and long-rooted which makes them frost resistant. They will thrive in all soil and under conditions that would kill ordinary plants; will yield much bigger crops. It is a long-distance shipper. Prices: Per 25, 50c; 50, 80c; 100, \$1.50; 500, \$6.00. Parcel post or express charges paid.

Cooper

(P) If you want to grow something just a little larger and better than your neighbors are growing in strawberries, plant the Cooper. These produce larger fruit than any other strawberry we have seen growing in Yankton. The fruit is of good quality and very productive. Plants are unusually hardy and healthy these are only a few of its excellent qualities. 25, 55c; 50, \$1.00; 100, \$1.70; 500 for \$6.00.

Collins

(P) The king of canners. Deep, rich red color, delicious flavor, firm texture, put in a class by itself. This is a staminate variety which makes it an excellent pollinizer. The fruit ripens slowly so that two pickings per week is all that is required. Has a long fruiting season. The fruit is borne on long, stiff stems. It is exceptionally large and will demand a higher price on account of its size as well as its quality. The plants are vigorous and productive. Mid-season variety. 25, 50c; 50, 80c; 100, \$1.45; 500, \$5.50; per 1,000, \$10.00.



All Summer



Collins Strawberries

Mrs. Tony Kalis, Pembina Co., Walhalla, N. Dak., Sept. 25, 1926

I have a pumpkin weighing 57 pounds on display in a store here. I had one from your prize packet seed last year that weighed 87 pounds. This year's pumpkin would have exceeded it, except for the early frost. We commenced using your seed a number of years ago and have had a much better garden ever since. Last year I had a head of Copenhagen Cabbage weighing 14½ pounds, one of Late Flat Dutch weighing 17 pounds. We shall always use your seeds and no others.

Mrs. Geo. Barber, Glenrock, Wyo., March 27, 1926

I want to thank you for the nice Strawberry plants you sent us. They reached us in fine condition and not even one of them has wilted since we planted them. All of the nursery stock looked fine and my garden cannot be beat. Thanks to your good company for the quality seeds and trees.

EVERBEARING STRAWBERRIES—THE FAMOUS PROGRESSIVE VARIETY



Everbearing Strawberries

They will produce fruit from early July until heavy freezing. In our large acreage of strawberries there was no time during the season that we did not have plenty of strawberries for everybody. No matter how small or large the piece of ground you have, you can have everbearing strawberries for the better part of four months each year. One hundred plants, properly cared for, and if possible, placed near the house where you can give them a little water from the well or some of the wash water about once a week during the hot, dry spells, will supply an ordinary family with all the strawberries they can use during the summer. We are receiving letters from all parts of the country from our customers, telling us how well they like the everbearing strawberries. They produce the same year they are planted. We are publishing a few of these short letters regarding the strawberries on different pages in the catalog. The strawberries are the easiest cared for of almost any of the small fruits and you will get quicker results from the strawberry than from any other small fruit offered by us.

You will notice on the order sheet a number of pamphlets or

little booklets which we issue free of charge, giving you instructions for the planting of all kinds of fruit, flowers, etc. In this list we give you full information regarding strawberries. Just check on your order sheet the ones you want and they will be packed with your order. All of these are free.

We are offering the Everbearing Strawberry at less than half the price charged by traveling tree agents, and we make shipment of them as soon as they are dug. Last year our sales increased wonderfully over those of the year before. We ship strawberry plants in just two ways, one by parcel post, the other by express. We are quoting these strawberries to you parcel post or express charges paid.

Place your order with us early and they will be sent at the proper time.

Express or parcel post charges paid in all cases by us. Always shipped separate from your other orders. Per 10, 40c; 25 for 90c; 50 for \$1.25; 100 for \$2.00; 500 for \$8.00; 1,000 for \$15.00; 5,000 for \$72.

Mastodon, The Perfect Everbearing Strawberry, (See Front Cover)

Four acres produced 1386 crates or 22,176 quarts in one season!

If you have been growing the ordinary Everbearing Strawberries and have never seen the Mastodon, it will be difficult for you to understand just how it will produce 5,600 quarts per acre.

A newspaper representative on inspecting one of the fields of Mastodons remarked, "This is the greatest sight I have ever seen, but when you tell your customers how good the Mastodon really is many of them will not believe you." The following description will impart to you in only a small way the actual value of these plants. You must see them to realize their wonderful value.

Plants of the Mastodon are large, vigorous, deep-rooted. This explains their ability to produce enormous loads of fine fruit, even under adverse conditions. They are perfectly hardy. Every plant produces heavily, also, runners the first year. The berries are larger than any of the other Everbearers and of high quality.

Regardless of your past experience with Everbearing Strawberries, we recommend that you plant this new Everbearing Strawberry, which is different. See front cover colored picture of Mastodon. Per 12 plants \$1.00; 25 \$1.50; 50 \$2.75; 100 \$5.00; 500 \$17.00; 1,000 \$35.00.

New Method of Packing Strawberries

In the past there has always been more or less trouble with the Strawberries heating or becoming damaged in transit, and reaching customers in poor condition. With our new method, you can be sure of receiving your Strawberries in good condition.

In the spring of 1926 we experimented in packing Strawberries. This new system that we have discovered makes it possible for us to get Strawberries to our customers in good condition to practically any part of the United States.

Champion

Everbearing Strawberry.—We have tested this wonderful strawberry under different soil and weather conditions and have received nothing but favorable reports regarding its excellence. It seems to be just a little harder than other everbearing strawberries; produces large fruit of excellent quality, and produces a continuous crop from July until late in October. Per 10, 50c; 25 for 90c; 50 for \$1.25; 100 for \$2.00; 500 for \$8.00; 1,000 for \$15.00; 5,000 for \$72.00.

Otto Schlemdt, Two Rivers, Wis., May 31, 1926.

I received all of my nursery stock and seed in good condition. The nursery stock was the best ever, had the best rooted system. I am still planting seed. I will be through in a few days. All that I have planted are coming good.

F. D. Castell, Prescott, Ariz., April 8, 1926.

You sent us some Currant and two-year Asparagus plants. We ordered exactly the same amount from a nearer nursery house, and I want to say that we are sorry we did not place the entire order with you, as your plants were far superior to the others. There was no comparison and they were so well packed that they came through in excellent shape. You will get our next order complete.

Carl Johnson, Banner, Wyo.

The nursery stock you sent us this spring was received in fine condition. They are commencing to grow and we wish to thank you for the extras you included.

Sage, the Large Leaf Variety

These plants are easily grown and should be grown in every garden. They are entirely hardy. 2 for 40c; 10-\$1.50.

Mrs. Ellen Gloekler, Nicolet Co., Minn., April 26, 1926.

I am certainly well pleased with the nursery stock, and I want to say honestly that I never saw such nice apple trees. Thank you very much for the free conveyance.

Mrs. Peter J. Meloy, Townsend, Mont.

My order of nursery stock came in fine shape, cannot find a failure among them. Thanks for the extras. I feel that I received far more than my money's worth. I am satisfied.



500,000 Black Walnuts at Our Evergreen Nursery
Large Trees in the Distance Produce Annually Large Crops of Nuts

Nut Bearing Trees

Almost every farm and garden contains some land that should be planted with nut trees adapted to the soil. Probably no branch of tree cultivation pays larger profits or is as well assured of a profitable market for all products. The nuts in many cases pay better than farm crops or fruits while most of them make a growth of valuable timber that will, of itself, pay a large part on the investment. The nuts that we list can be grown in almost any part of the country, I will say, with the exception of the chestnut, which would not be planted north of Yankton.

Butternut or White Walnut — A fine native tree producing a large, rich nut, which is prized for its sweet, oily, nutritious kernel. 1 year, each 15c; 10 for \$1.00; 100 for \$7.00.

Butternut. 4-5 ft., each 50c; 5 for \$2.25; 10 for \$4.00.

Hazel Nut — This forms a small growing bush and produces large quantities

of nuts; it is perfectly hardy in any territory; does best if planted along side of, or in, thin groves, or along banks in the natural timber. Each, 20c; 10 for \$1.50.


Horse Chestnuts — The nuts that these trees were grown from were gathered from two trees that are at least eighteen inches through and perfect in form, growing in the City of Yankton. Those are probably the oldest Horse Chestnut trees in South Dakota and have proved perfectly hardy. The fruit of this is not edible. The tree is very beautiful and ornamental, having an almost perfectly globular crown. It bears large quantities of flowers followed by burrs containing two to four nuts. 4-5 ft., each \$1.20.

Horse Chestnut. 2-4 ft., each 70c; 5 for \$3.00; 10 for \$5.80.

Walnut, Black — This is the black walnut of commerce and produces probably the most valuable of any wood grown in the United States today.

It also produces large quantities of nuts which are always marketable at a good price. We grow these in immense quantities, having probably over one-half million of them for market this season. All of our walnuts are grown from nuts produced here, so they are the hardiest that you can get. 12-18 in., each, 15c; 10 for 70c; 100 for \$3.00; 500 for \$14.00; 3 to 4 ft., each, 30c; 10 for \$2.50; 4 to 5 ft., each 40c; 10 for \$3.50; 5 to 6 ft., each, 60c; 10 for \$4.50.

Black Walnut Seed should be planted in the fall with the hulls on, about 5 inches deep. Unhulled nuts, 15c per lb.; 10 lbs., \$1.00; 20 lbs., \$1.80. For fall, 1926, delivery.



Surrounded by Elm and Hackberry — Residence of D. B. Gurney, Yankton

Residence of D. B. Gurney

For a number of years I have shown my home as it appears in winter, surrounded by its immense hackberry and elm trees that are now forty-five years old. This year I am showing the home from a photograph taken about four years ago in midsummer. At this time the foundation planting clear around the east and south of the fronts is much heavier than the photograph shows, and is composed of Spirea Van Houttei and Japanese Barberry, both very beautiful from early spring until the berries finally drop from the Barberry late in the winter.

Forest or Shade Trees

There are some things that you can get along without, sometimes to your advantage, other times to your disadvantage; and the person who tries to get along without a shade or forest tree is trying to get along without something that works to his disadvantage more than almost anything you could think of. If your home consists of a house and a single city lot, you and your family are entitled to at least a few trees that will produce shade, beauty and protection from the winds. If your home is on the farm you have a greater advantage, and a greater disadvantage if you fail to avail yourself of the opportunity of planting trees. You not only are unfair to your family, but to your buildings and live stock, and to your whole community because a treeless farm is a bad advertisement and reflects on your whole community. If you are part of a municipal organization (and every resident of a town or city is), you are almost criminally negligent if you do not have one or more public parks, depending of course on the size of your town. By being up to date with sidewalks, paving, public parks, etc., you bring it forward ahead of the less progressive community.

There are certain natural rules that should be followed in planting street, forest or shade trees to get the best results. First, in planting trees outside

of the sidewalk, the trees on every block should be of the same variety. So often you see in a single block an assortment of trees, the kind that the owner of each lot may like best, and the beauty of the entire block or street was spoiled by the conglomeration. In forming a new park in a town or city, the Park Superintendent should have charge of all planting outside of the sidewalk. If he is a good Park Superintendent, he will know just what to do and will make the city beautiful. Trees planted outside of the sidewalk should be given a good distance one from the other so that they can mature to a perfect beautiful form. In a forty-four or fifty foot front there should not be to exceed two trees. You often plant as high as six or eight, and within a very few years they are out of shape and you never do have a beautiful tree. Forest and shade trees should always have ample room in which to develop. This applies to trees planted inside of the lot and to city parks. The only place it does not apply is where you want a quick shelter, where certain varieties can be planted together and form a perfect dense windbreak.


Caliper or Cal. means distance through the tree about six inches above ground.

Ash

This is a slow growing tree but the most valuable of all for northern and northwestern South Dakota and North Dakota. We grow hundreds of thousands of them for that section of the country and they are shipped in lots of a single tree to a carload. In planting in that section, you should make your planting largely of the Ash. It is an upright grower, with beautiful foliage, perfectly hardy and absolutely the best for the high and dry places, or where a hard pan is close to the top of the ground. It will grow with less rainfall than any other forest tree and will thrive in that part of the country where ninety per cent of the population will say that trees cannot be produced. Every farm in that section can and will produce Ash trees eventually. Just give the Ash a trial and after planting give it good care with cultivation and heavy mulch. Your home, whether it is in the city or on the farm, will be just as beautiful as the tree-covered portion of southeastern South Dakota. This is a great tree for Montana and Colorado, and should be used in all sections of the country in parks to make up a variety.

I cannot believe that any of you care to live in a home, whether in the city or on the farm, unless it has some trees and flowers. You want to plant that which will do best in your locality. The Ash tree is one of the easiest to transplant, it seldom fails to grow, but requires care after planting just as your cornfield does. I advise against the planting of any tree or any plant unless you give it care, because if you fail to care for it, it will die, and you will be disappointed and be a knocker. The Ash can be planted much later than the other varieties. Orders from the North and Northwest are received by us later than from other sections, and the Ash fits in on that account also.

8-12 in..	Each	10	100	1,000	Each	10	100	1,000
12-18 in..	\$0.75	\$5.00	18-24 in..	\$2.00	\$12.00
			1.00	8.00	2- 3 ft..	2.60	14.00
						Each	10	100
4- 5 ft. trans.....	\$0.25	\$2.00	\$12.00	8-10 ft. trans.....	\$0.65	\$5.50	\$40.00	
5- 6 ft. trans.....	.35	2.50	16.00	1½-2 in. cal.....	1.25	11.00	90.00	
6- 8 ft. trans.....	.40	3.50	25.00	2-2½ in. cal.....	1.75	17.00	150.00	
				2½-3 cal.....	2.50	20.00	



Ash Tree at State Hospital

green leaves during the summer changing to bright yellow with the autumn; holds its leaves well beyond most other trees; very hardy.

3 to 4 ft.....	Each	\$0.50	Per 10	\$4.00	4 to 5 ft.....	Each	\$0.70	Per 10	\$6.00	5 to 6 ft.....	Each	\$0.90	Per 10	\$8.00	6 to 8 ft.....	Each	\$1.50	Per 10	\$13.00
----------------	------	--------	--------	--------	----------------	------	--------	--------	--------	----------------	------	--------	--------	--------	----------------	------	--------	--------	---------

White Birch

A graceful tree with white bark; a very desirable lawn tree. Will stand severe winters if not too dry. 4-6 ft., \$1.00 each; \$9.00 per 10. We want to call the attention of our customers to the color on the bark on the White Birch tree. The bark on trees often as tall as six to eight feet does not show any or but little white, while trees eight to ten feet tall begin to show white bark.

This is due to the trees being in the nursery, while if they were in sod or in a thicket with other trees they would show the coloring on small trees.

Box Elder (Acer Negundo)

This is a rapid growing tree, producing firewood of good quality about as quickly as any tree will. Very hardy and long lived; is not a beautiful tree but it is desirable in your windbreak or groves on the farm. We do not advise the planting of these for street trees or in city parks, but intersperse a row of Box Elder in your grove on the farm for quick protection. When it has served its purpose, cut it down for firewood, and the other hardwood trees like the Ash, Hackberry and Elm will make use of the room previously used by the Box Elder and make better trees. This photo shows a Box Elder as a shade tree. Note its size and shape. Grown with plenty of room.

12-18 in.....	Each	10	100	1,000	Each	10	100	1,000	Each	10	100	1,000
18-24 in.....	\$1.30	\$11.00	4- 5 ft. tran.....	\$0.25	\$2.00	\$12.00	8-10 ft. tran.....	\$0.55	\$5.00	\$40.00
2- 3 ft.....	2.00	14.00	5- 6 ft. tran.....	.40	3.50	26.00	1½-2 in. cal tran	1.25	9.00
			2.50	20.00	6- 8 ft. tran.....	.50	4.00	33.00	2 -3 in. cal tran	1.45	11.00

Siberian Pea Tree (Caragana Arborescens)

Makes an Excellent Snow Catcher, Wind Break, Ornamental Hedge Hardy Anywhere (See Colored Page 120)


A very hardy, low growing tree from Siberia; excellent for hedge purposes, for snow breaks, or ornamental specimens. The trees in the spring are covered with racemes of yellow flowers, later forming pods like peas. The bark is light green in color, the foliage light green with silvery background. Planted extensively in Canada, North Dakota, South Dakota and adjoining states where conditions are severe. Height, 10 feet. Exceptionally good for dry, cold climates. If you have had difficulty in starting windbreaks, groves and other trees try these, they will give you a start.

6-12 in., \$2.00 per 100, \$17.00 per 1,000.
 12-18 in., 70c for 10, \$3.50 for 100, \$25.00 for 1,000.
 18-24 in., 90c for 10, \$5.50 for 100, \$30.00 for 1,000.



Garden Terrace Theater at Yankton College, Yankton S. Dak.

This was the first outdoors theater constructed in the United States, and this photograph shows it after a heavy sleet and snow storm.



Box Elder

2-3 ft., 20c each, \$1.00 for 10, \$7.00 for 100, \$60.00 for 1,000 500 at 1,000 rates.

Cottonwood

Grow to immense size in the Dakotas and the tree which we are showing you is a very old tree which was more than six feet through at the base. This was a Yankton County product, and on account of its being hollow was appropriated by the bees. It was cut down to get the store of honey which amounted to several hundred pounds. Cottonwoods are not usually hollow, but this one was for more than 70 feet in the trunk and made an ideal bees' nest. The children shown in the hollow portion of the tree are those of P. S. Gurney.

The Cottonwood and Poplar are the most rapid growing of any of the soft wooded varieties, and should be planted on every farm. They make excellent firewood, mighty good thick shelter, and are always pleasing to the eye. Cottonwood and Poplar are the coming tree for the manufacture of paper pulp. We are selling hundreds of thousands of cuttings and trees to paper manufacturers each season. A paper mill in Dakota working on cottonwood cut here could reduce the cost of paper.

	Each	10	100	1,000		Each	10	100	1,000
12 to 18 in.			\$ 0.60	\$ 4.00	4 to 5 ft.	\$0.15	\$1.00	\$8.00	\$30.00
18 to 24 in.75	5.00	5 to 6 ft.20	1.50	10.00
2 to 3 ft.			1.00	6.00	6 to 8 ft.35	3.00	25.00
3 to 4 ft.			\$0.50	3.50

Wild Black Cherry (*Prunus Serotina*) — A hardy rapid grower. Bears fruit abundantly when quite young. The woods ranks next to the Black Walnut in commercial value. Makes a handsome lawn tree. Bears white blossoms in racemes in early spring and ripens an abundant crop of fruit in August. Fruit about the size of a pea. Height, 40 ft. Foliage colors beautifully. 4 to 5 feet, each, 35c; per 10, \$3.00; 5 to 6 feet, each, 45c; per 10, \$4.00.

Cottonwood Bee Tree

This immense Cottonwood more than six feet at its base was cut down to secure the large amount of honey stored there by the wild bees. Hundreds of pounds were taken from it.

The children are those of P. S. Gurney. The hollow place in the tree is more than four feet across. The tree was, undoubtedly, more than 100 years old.

Catalpa Speciosa

This is the hardy Catalpa of the north and one that is sold by tree agents over the country as high as \$20 per 1,000 for the little fellows. In Yankton County there are some very large growers of the genuine Catalpa Speciosa, and in the city of Yankton there are large trees, some of them two feet through. We procure all of our seed from the trees here in Yankton County. They are fine for ornamental or street purposes and grow very straight and fast. The leaves measure 10 in. across and its beautiful white flowers give it a very tropical appearance. Our large sizes for ornamental purposes are transplanted and are very easily grown.

	Each	10	100	1,000		Each	10	100	1,000
12 to 18 in.			\$ 1.00	\$7.00	8 to 2½-in. Caliper				
3 to 4 ft. tran.	\$0.25	\$2.00	12.00	tran.	\$2.00	\$17.00
4 to 5 ft. tran.35	3.00	25.00	2½ to 3-in. Caliper				
5 to 6 ft. tran.45	3.50	32.00	tran.	2.25	20.00
6 to 8 ft. tran.50	4.50	3 to 4-in. Caliper				
8 to 10 ft. tran.85	7.00	tran.	2.50	22.50

Chinese Elm

This tree was brought over from Northern China a few years ago by the department of Agriculture and has proven exceptionally valuable. Equally as rapid in growth as the poplar and has proven hardy in different North Dakota points. Does especially well on high ground. It is reported that it will not stand well on low places. Drouth resistant. Similar in appearance to the American White Elm; it, however, has a more ornamental leaf. We have a limited number of these and on that account will sell only ten or less to a customer. 6-8 ft., each, \$2.00; 5 for \$9.00.

Elm, American White (*Ulmus Americana*)

Is a very desirable tree for a great many reasons. The Elm from Northern seed, such as we grow here, is always hardy. It grows into a beautiful spreading tree that will live longer than several generations of people and increase in beauty each year. It is free from diseases and insects, and wind seldom if ever breaks or damages it. From the time you plant it you can say, "This is a beautiful tree but it will be better next year." And it continues to get better. I want you to notice again the picture of the monstrous Elm which we show "Down on the Farm." Here is an Elm tree that has stood more than two hundred Dakota winters. It is large enough for all of the children of a town of five hundred people to play under and all be in the shade. A hundred of them could climb up in its branches without being crowded and everyone of them would enjoy doing it. A dozen swings could be attached to its branches and a banquet for two hundred people could be spread under its broad arms.

This is the most popular of all street trees. It is planted over a wider range of country for ornamental and shade purposes than any other tree. It is the tree for the city and the town. It is the tree to produce the shade and stand the grief that the shade tree always receives on the farm as well as in the city.



Umbrella Catalpa


	Each	10	100	1,000
6 to 12 in. sd.			\$1.20	\$ 8.00
12 to 18 in. sd.			1.60	12.00
18 to 24 in. sd.			2.50	20.00
2 to 3 ft. sd.			3.75
4 to 5 ft. tran.	\$0.25	\$ 2.00	20.00
5 to 6 ft. tran.35	3.00	27.00
6 to 8 ft. tran.55	4.60	35.00
8 to 10 ft. tran.80	7.50	60.00
1½ to 1½ in. cal. tran.	1.05	10.00	90.00
1¼ to 2 in. cal. tran.	1.60	14.00	130.00
2 to 2½ in. cal. tran.	2.25	22.00	200.00
2½ to 3 in. cal. tran.	2.75	26.00	250.00
3 to 4 in. cal. tran.	3.50	32.00	300.00
4 to 5 in. cal. tran.	5.00	45.00	400.00

Umbrella Catalpa

Catalpa Bungei — Umbrella catalpa grafted on the Catalpa Speciosa from two feet to eight feet from the ground. It makes a perfect umbrella-shaped head without pruning. The various heights are desirable in landscape or home planting; oftentimes places in the grounds where the low fellows, producing the wonderful globular heads, fill in to best advantage; other places where those of a larger size are best. This is a particularly hardy variety and is suitable for any section south of Sioux Falls, S. Dakota. 5 ft., \$1.65; 6 ft., \$1.75 each.



Cottonwood Bee Tree



Chinese Elm
Six Years Old, 30 Feet Tall


**Hackberry
(Celtis
Occidentalis)**

The Hackberry is a native well into the Dakotas, and there are wonderful specimens of these growing along the rivers, creeks and ravines. It is a perfectly hardy, rapid growing, beautifully shaped tree. When planted alone, allowing it to have plenty of room for spread, it forms into the best-shaped of any of the hardwood trees. It is well to give it considerable room in planting. Heavy winds will not break them.

I am showing here the picture of a hackberry tree in front of the telephone office at Yankton, South Dakota. This tree spreads more than 40 feet, is a perfect globe, and is noticed and commented on by practically every visitor to this city.

I have, in my own yard, hackberry trees 40 years old. These are wonderful trees, nearly two feet through, giving me a dense and perfect shade all summer. The hackberry is very free from disease and insects, a clean, strong, desirable tree for all purposes.

They are hardy as far north as you care to plant. In beautifying the school grounds, the home or on the farm; for park or street trees in the town or city, or for a good rugged, centuries-long monument to the boy who lies in France, the hackberry would be most desirable.



Main Building, State Hospital, Yankton, South Dakota, Surrounded by Elms

	Each	10	100
6 to 12 in.....		\$ 1.00	\$ 5.00
3 to 4 ft.....	\$0.50	4.50	
4 to 5 ft.....	.60	5.50	
1½ to 2 in. cal.....	1.25	12.00	100.00
2 to 2½ in. cal.....	1.75	15.00	145.00
2½ to 3 in. cal.....	2.50	23.00	200.00
3 to 4 in. cal.....	3.50	27.00	

Maple, Silver or Soft (Acer Dasycarpum)

This is one of the rapid growing street trees. In towns it is one of the good shade trees and good street trees. If planted in groves in the country it does remarkably well and should be on every farm. Do not confuse this with the Silver leaved poplar.

	Each	10	100		Each	10	100
12 to 18 in.....		\$ 3.00		1½ to 2 in. cal. tr.....	\$1.00	\$ 8.50	\$ 75.00
3 to 4 ft. trans.....	\$0.25	\$2.00	18.00	2 to 2½ in. cal. tr.....	1.50	14.00	125.00
4 to 6 ft. trans.....	.35	3.00	25.00	2½ to 3 in. cal.....	2.65	25.00	
6 to 8 ft. trans.....	.45	3.75	30.00	3 to 3½ in. cal.....	3.25	30.00	
8 to 10 ft. trans.....	.60	5.75	45.00				

Ginnala Maple

This is a hardy maple from Siberia. A semi-dwarf tree, fourteen to twenty feet tall. Hardier than the Soft Maple. The bright colored prettily cut leaves and the immense quantities of seed that they produce make them very attractive trees. **2-3 ft., 25c each; 10 for \$2.00.**

Sugar or Rock Maple—This tree is chieftain of its clan; straight, spreading, symmetrical, of grand proportions, often 120 feet in height. It grows well and roots deeply. Its bold leaves have very rich autumn tints of clear yellow and scarlet. Hardy here when planted among other trees.

	Each	10	100		Each	10	100
12 to 18 in.....		\$ 1.00	\$5.00	4 to 6 ft.....	\$0.50	\$5.00	
6 to 8 ft.....	\$1.20	11.00		2 to 4 ft.....	.40	3.50	

Maple Norway—(Acer Platanoides)—One of the most beautiful and desirable park and shade trees. Perfect outline, deep green foliage which turns to yellow in the fall. These trees have proven hardy in Yankton, Mitchell and Sioux Falls when planted where other trees are not too great a distance away.

	Each	10	100
5 to 6 ft.....	\$1.60	\$15.00	
6 to 8 ft.....		\$2.50	\$22.00

Mountain Ash

A fine hardy tree, obtains a height of twenty feet. Head dense and upright in growth. Covered from July until winter with clusters of bright red berries. An excellent tree for the lawn where a larger shade tree cannot be used.

	Each	10		Each	10
3 to 4 ft.....	\$0.50	\$4.50	5 to 6 ft.....	\$0.90	\$ 8.00
4 to 5 ft.....	.75	7.00	6 to 8 ft.....	1.50	12.00

Oak

Red Oak—An American Variety, rapid in growth. Has large foliage which assumes in the fall a purplish scarlet hue. Makes a fine specimen tree and cannot be too highly recommended for general planting.

	Each	10		Each	10
5 to 6 ft.....	\$1.35	\$12.00	6 to 8 ft.....	\$1.60	

White Oak—Everyone knows the Oak and the value of its timber. Native of Dakota and Minnesota, making very fine trees.

	Each	10
18 to 24 in.....	\$0.25	\$2.00

Locust, Black (Robinia Pseudacacia)


A rapid growing tree, bears fragrant white flowers, wood very hard. Valuable for fence posts, hardy in sheltered locations, or where planted with other trees throughout the east half of the state.

	Each	10	100	1000
18 to 24 in.....			\$1.25	\$9.00
5 to 6 ft.....	\$0.40	\$3.00		
6 to 8 ft.....	.60	5.00		

Locust, Honey (Gleditschia Triascanthos)

A very fine tree, delicate foliage, very fragrant flowers followed with bean-like pods, thorny, hardy.

	Each	10	100
12 to 18.....			\$1.25
5 to 6 trans.....	\$0.45	\$ 4.00	
6 to 8 trans.....	.65	6.00	
8 to 10 trans.....	.90	8.00	
1½ to 2 cal. trans.....	1.50	13.00	
2 to 2½ cal. trans.....	2.25	20.00	



Hackberry

Russian Olive

Is desirable for a border hedge, windbreak, or large specimen tree. Is generally used for hedges or windbreak purposes. When used as a hedge, these trees should be planted about 1 foot apart in the row, and after planting cut down to one-half the size. None of these plants should be left with a top over 12 inches high if a compact hedge is desired. This will make them branch out close to the ground and make a close, perfect hedge. Trim each season during the best growing period in June to the shape you want your hedge. For windbreak purposes plant them about 3 feet apart in the row, and after several years cut the tops back sufficiently to make them thicken close to the ground.

I was traveling through central South Dakota the other day, up in the treeless region (when I say "treeless region" I mean that three out of the four farms were bare of trees, and the fourth one generally had excellent groves of a number of varieties of trees, proving that every farmer could have the same if he would), and I noticed in a great many places rows, single specimens and groves of the Russian Olive. This was a considerable time after heavy breezes, when all of the other trees were bare of foliage. It was one of those windy, chilly days, and the wind was moaning through the branches of the bare trees. The leaves of the Russian Olive seemed to be equally as fresh as in summertime, and on the south side of the trees around the buildings and along the feeding yards it was quite warm and comfortable.

The Russian Olive is one of the hardiest, grows on any kind of soil and under most conditions. It has won its way on its own merits, and I think stands today absolutely first in a hardy dry-weather tree for the Northwest in beauty. When grown for a windbreak it will limb close to the ground, limbs set close together, making a perfect hedge and windbreak, grows as rapidly as most of the willows, and for windbreak purposes it is second only to the evergreen. Its beautiful silvery foliage and ebony colored bark make it one of the best for single specimen trees for ornamental purposes. When grown isolated for ornamental purposes it makes a very symmetrical, well-shaped tree. In planting your grove plant a row or two of Russian Olives on the north to catch the snows.

In the early spring they are covered with the most fragrant flowers that last a good many days; these are followed by quantities of olive shaped seed, silvery white, hanging in clusters like the currant through the fall and winter. It is a wonderful tree.


What we have said in regard to the value and hardiness of the Russian Olive is also true of the Caragana or Siberian Pea Tree which we list elsewhere in the catalog.

	Each	10	50	100	1000
6-12 in.			\$2.00	\$4.00	\$30.00
2-18 in.			3.00	5.00	45.00
8-24 in.		\$0.85	4.00	7.25	63.00
3 ft.	\$0.15	1.25	6.00	11.00
4 ft.20	1.80	8.00	18.00
5 ft.40	3.50	16.00	30.00
6 ft.50	4.50	20.00	38.00

Desirable Hedge Plants (See Color Page 120)



Russian Olive Screen, or Windbreak, around Athletic Park at Yankton College, Excellent for the Purpose



Mrs. B. F. Rogers, Pipestone Co., Pipestone, Minn.

This is a picture of Eva Dyson among the flowers and trees that were purchased from you years ago.

Kentucky Coffee Tree

A perfectly hardy tree, medium rapid in growth, attaining a height up to 100 feet. Pods often ten inches long cling to trees throughout the winter. Leaves similar to the Black Walnut. Easily transplanted. 3 to 4 feet, 35c each; \$3.00 per 10.

Poplars

Lombardy Poplar—A native of Europe. Remarkable for its erect growth and tall, spire-like form. Valuable in collection. 4 to 6 ft., 45c each; \$3.70 per 10; 6 to 8 ft., 65c each; \$5.00 per 10.

Bolleana Poplar—A very compact upright grower with glossy leaves green above and silvery underneath. Hardest of the upright poplars. 6 to 8 ft., \$1.25 each; per 10, \$12.00; 5 to 6 ft., \$1.00 each.

Carolina and Norway Poplar—We grow thousands of these each year, and they are known as the "Suddan Saw Log." A one-year-old tree, grown from a cutting, has been known to grow 12 feet high in one season. No other tree will produce this growth. They are very hardy, and, unlike the cottonwood, never bear cottonyseed.

Either variety, price: Each

10	100	1,000
2 to 3 ft.	\$ 3.00	\$20.00
3 to 4 ft.	\$0.15	\$0.50 4.00 35.00
4 to 5 ft.20	1.00 6.00 40.00
5 to 6 ft.25	1.50 10.00
8 to 10 ft.50	4.00 32.00

Silver-Leaved Poplar—This is another of the native poplars that should be more generally planted. It will make cordwood faster than a cottonwood.

4 to 5 ft.	Each, 40c;	\$3.50 per 10
5 to 6 ft.	Each, 50c;	4.50 per 10
6 to 8 ft.	Each, 60c;	5.50 per 10

Red Cedar—The photograph shown here was taken on the grounds of A. Jacobs of George, Iowa. It shows in a very conclusive way what may be done with evergreens, including the Red Cedar, on the farm. You will note the manner in which the Red Cedars are trimmed, and it is one of the most desirable trees where trimming is required or desired. For the price of Red Cedar and other evergreens, see page 5.

Bargains in Alfalfa and Sweet Clover Seed

Alfalfa—Each season we have a few bags of Alfalfa seed of good quality and high germination, but not good enough to go into the first grade. This seed is composed of a mixture of Cossack, Grimm's and Dakota No. 12, and we are offering it at the very special price of \$17.00 per hundred pounds.

Sweet Clover—We also offer a few bags of second grade White and Yellow Blossom Sweet Clover. This is of high germination and good quality for the price asked. While it lasts this will sell at \$10.50 per hundred pounds.






A Specimen Bull or Ponderosa Pine in Our Nursery."

Can You Grow Trees on Your Farm?

A man from northwestern South Dakota was in the office and remarked on the beautiful trees around Yankton. He also remarked that it was impossible to grow trees in his section of the country. I had just received a letter from his home town, enclosing a photograph of evergreens and forest trees purchased from us many years ago, that had made a beautiful grove and windbreak. I showed him this letter and photograph and he said: "Oh, yes, I know that man well. He can grow trees, he takes care of them." This is the solution of tree-growing anywhere. Take care of them and any farm in any part of the country will produce trees of some kind.

Geo. W. Dudley, Plymouth Co., Akron, Iowa

I am enclosing a photograph of my home, showing shade trees and the fruit garden. These are from Gurneys and speak for themselves.



A Beautiful Drive in Bon Homme County, South Dakota, Arched with Shade Trees

The Beauty and Value of the Ordinary Willows

It was a cold, husty morning that Mrs. Gurney and I drove out to the hogery just after the sun came up. The hogery is located on the highest point of all our land, and the nursery stretches away to the north and west from it. As we passed over the point Mrs. Gurney called my attention to the beautiful colorings of the bare trees in their various places in the nursery, and we could pick out the rows of willows and the varieties even from that distance—the Diamond Willow by the grayish line running across the long fields; the white or fence willow by its darker colors; the Laurel leaved by its dark green, upright growing, sturdy limbs; the Russian Golden by its long, waving lines of red and gold; the American Golden by its strictly yellow color; and the little Ural by its grizzly gray.

We were then tempted to go down among them and tramped more than three-quarters of a mile through the willows and other trees, and realized more of their value than at other times. As soon as we were down among the trees the bright sunshine seemed to have raised the temperature, and the trees had broken the cold wind.

Have you a windbreak, one that will protect your buildings, your family and your stock, and at the same time beautify your place?

Diamond Willow — Very valuable for fence posts, growing rapidly, produces posts that will keep in the ground for years. You should plant a good grove of them. The richer the ground the more rapidly they will produce posts, but they do well even on high and dry ground.

Niobe Weeping Willow — See Weeping Trees.

Russian Golden — Very beautiful, rapid grower, does well in low locations. Grows more rapidly than the ordinary willow. The twigs of the Russian Golden are yellow until winter, when they turn a showy red. Half an acre of these trees cut to the ground every few years will keep an ordinary family in fuel.

American Golden — Similar to the Russian Golden, but no doubt hardier. Excellent for wind-break purposes. The shiny yellow branches in winter make a valuable addition to any collection of trees. Will make large trees when planted alone.

Laurel Leaf — This is a beautiful medium height tree with glossy, leathery foliage, especially good ornamental tree, as well as one of the most valuable of all willows for windbreaks, firewood, etc. They do well on high dry ground, and will stand drought.

Its leathery glossy foliage makes it one of the most beautiful of the willows and the fact that it thrives on higher and dryer places than other willows makes it more desirable. Grows rapidly, producing a good tight windbreak or snow catcher about as quickly as any tree you could plant.

	Each	Per 10	Per 100	Per 1000
Diamond Willow, 2 to 3 ft.	\$2.25	\$15.00
Diamond Willow, 12-24 inch seedlings	1.00	7.00
Laurel Leaf, 2 to 3 ft.	3.80	19.00
Laurel Leaf, 3 to 4 ft.	\$0.20	\$1.80	4.80	25.00
American Golden, 3 to 4 ft.85	32.00
American Golden, 2 to 3 ft.	.15	.65	3.75	27.00
Russian Golden, 2 to 3 ft.	3.25	28.00
Russian Golden, 3 to 4 ft.	.20	1.80	4.50	33.00

Cuttings

A great many varieties of trees and plants can be propagated from cuttings more readily than any other way for less expense. Cuttings of all kinds should be planted as soon as received, and we do not advise the shoving of them into the ground as is ordinarily practiced; they will be more or less calloused when you receive them and shoving them into the ground destroys this callous and kills the cutting. If you have a quantity of them the best way is to plow a deep furrow, put them against the overturned furrow where the horses will not step on them as you come with the next, and throw a furrow against them, tramping them carefully after planting. The way practiced in the nurseries and where you want to do it just right is with the dibble, making a hole in the ground the length of the cutting, dropping the cutting into it and pressing the dirt firmly around it. If these directions are followed you will have almost perfect success. Leave one-half inch of the cutting above the ground.

Cottonwood	100	1000
Carolina Poplar	\$0.45	\$3.50
Norway Poplar	.50	3.50
L. L. Willow	.50	3.50
American Golden Willow	.45	3.50
Russian Golden Willow	.45	3.50
White Willow	.60	4.00
Diamond Willow	.50	4.00

Weeping Trees

The most ornamental of any of the trees. Can be used in places where it is impossible to use the larger, erect growing kind, and for effective landscape work you must always use something in this line.

Weeping Mulberry — Will stand where not exposed to heavy winds; is a most beautiful tree with its long, lithe pendants sweeping the ground. This is especially valuable to plant on lawns where you do not wish to obstruct the view from the windows to the streets or roads. It produces an umbrella shaped head, never growing above eight or ten feet high, and spreading out in beautiful glossy, dark green leaves and purple fruit, makes one of the most sought-after of all the weeping trees. **Each, \$3.00; headed, about 6 ft. high.**

Niobe Weeping Willow

This is the grandest and one of the hardiest and best of all of the weeping trees. It is a rapid grower and will grow on almost any quality of ground. We are showing here photograph of a tree in the William Edmunds grounds at Yankton. This tree has been planted about five years and with the lightest breeze the whole tree is in motion. The bark of the tree is golden yellow, the underside of the leaves silver, and the top of the leaves a glossy dark green. The new shoots often grow to a length of six or eight feet and would not be half as large around as an ordinary lead pencil. This is a specially valuable tree for hedges, single specimen and cemeteries. The price is so low you can afford to buy lots of them. **3 to 4 ft., 35c each; \$3.20 per 10; 4 to 6 ft., 50c each; \$4.50 per 10; 6 to 8 ft., 75c each; \$7.00 per 10.**


Evergreens from and for the Dakotas and the Northwest



Colorado Blue Spruce

Note the beauty of having the branches begin at the bottom. Never remove the lower branches.

Here, in Yankton, we realized the great future for evergreens in the Northwest, and have planted hundreds of thousands of them at our nurseries. We now have the varieties that will do best in all parts of the country and are prepared to give you the information, and furnish you with the trees, fresh dug and properly packed. In buying evergreens do not buy one or half a dozen unless you have room for no more; buy them by the hundreds and thousands; they are the cheapest and best windbreak, shutting out the winter winds as no other trees will. Will cost you but a few dollars for enough to enclose your feeding yards and buildings. Two rows of evergreens properly arranged will shut out the wind better than six rows of other trees. This is especially true in winter when the windbreak is needed most.



Niobe Weeping Willow

Cut-Leaf Weeping Birch

Cut-Leaf Weeping Birch (Betula) — This magnificent tree is without question, the most popular and the most planted of all pendulous or so-called weeping trees. It is a tall, slender tree, yet with vigorous growth. It has an erect central trunk, somewhat pyramidal in shape with graceful, drooping branches and glistening, silvery-white bark. The foliage is fine, thin, deeply and delicately cut, and of a beautiful shade of green. The whole tree presents a soft and delightful effect not found in any other hardy ornamental tree. At time of planting these trees prune them severely and wind three-fourths of the trunk of the tree with wrapping paper. Hold this in place with Burlap. Do not wind too tight. Give them a thorough cultivation and you will have no trouble in starting them. **6-8-foot, heavy, each, \$2.75; per 10, \$26.50; 5-6-foot, heavy, each, \$2.50; per 10, \$24.00; 1-year trees, 3 1/2 to 5 feet each, \$1.50; per 10, \$14.00.**

Evergreens for the Northwest

In traveling over the Dakotas we occasionally see an Oasis in the shape of Evergreens clustered around a farm house, or a few in the door yards in the cities and villages, in every case doing well, a "joy forever," and a protection from the winds. In Turner County, South Dakota, are some grand old Pine Trees that have stood for the last thirty years, growing better each year. On adjoining farms owners tell us evergreens will not grow in Dakota; they will not even believe what they have seen for thirty years. The facts are, an evergreen is at home in the Dakotas, is as easily transplanted as any forest tree, and is worth much more than any other forest tree when growing on your place.

The Evergreens we are listing are handled properly and as carefully as Evergreens can be banded. Many of the smaller companies are offering the same trees at much higher prices. We are growing and selling more evergreens than all the other nurseries in the Dakotas and we are able to make much lower prices than those who only sell a few each season. With the new buildings we have added we are able to dig and pack immediately, which insures fresh trees in all cases.

W. C. Smart, Shoshoni, Wyo.

The Evergreens which you shipped by freight arrived a few days ago in excellent shape.

Thank you.



A Spot in the Park at the Evergreen Nursery — All Planted by Col. C. W. Gurney



Extra Select Colorado Blue Spruce at Our Evergreen Nursery

after year and take them away in carload lots. The average loss in transplanting where care is taken seldom reaches 2 per cent.

Colorado Blue Spruce (*Picea Pungens*)

See Special Notice

Out in the high places in Colorado, where the soil is not as good as it might be, where the summers are very hot and the winters very cold, grows a sturdy evergreen known as the Colorado Blue Spruce. This is undoubtedly the most beautiful of any or all of the evergreens and has come into use surprisingly rapid in the last few years for ornamental purposes. It has adapted itself to all conditions and the better the conditions the more rapid the growth. The trees vary in color from light green to beautiful blues, the price varying with the color—the light green ones the cheapest, and the brightest blue the highest price. We are showing a photograph here of thousands of them in our Evergreen Nursery. Perfectly hardy.

Blue Select Specimens

About 5 to 7 per cent of the Pungens will be blue, more or less. Their value depends on their colors, and it is practically impossible to list them correctly. A 2 to 3-foot tree is worth from \$3.00 plain to \$12.00 for a fancy tree. I have seen a fancy 5-foot tree sell for \$25.00. Send me the amount you want to invest in a blue tree and give size, and we will make the selection and give you full value for your money.

Scotch Pine (*Pinus Sylvestris*)

For all practical purposes for 50 years the Scotch Pine is very satisfactory for groves and wind breaks. We are listing good sizes to plant in large quantities. Remember, all these evergreens are transplanted several times. This forces all the roots to form in a compact mass directly below the trunk. When you get an evergreen from us you get all the roots.

In about 1885, father planted a quantity of Scotch Pine on our grounds at Concord, Neb. These trees are now large enough for saw-logs, and would make mighty good lumber. You see big fellows of the Scotch Pine all over the country and it shows what they are worth to you. Plant some this year and then again next. You will not regret it.



Black Hills Spruce

Picea Canadensis

Dark Green, perfectly hardy, very compact, the best for general planting. It is superior to any as a windbreak. Easily transplanted. A native of western South Dakota.

The Black Hills Spruce on account of its natural environment is the only spruce hardy enough for the windswept bare prairie country of the north-west. It grows readily on all soils and on account of its close growing branches and heavy close set foliage it is one of the best for ornamental purposes, stands trimming well, medium rapid growth. This makes the closest and consequently best windbreak, holding its dark green color all winter, gives you the touch of spring to come.

The Iowa farmer has discovered their value both for windbreak, ornamental and boosting the price of his farm. They come to us year



From P. J. Rasmussen, Ellendale, N. Dak.

Some time ago you asked me to send you a picture of my beautiful Blue Spruce, so here they are. I bought them of you as seedlings ten years ago. They measure from six to ten feet high. I have over 200 of them and you can see they are beautiful trees.

The Red Cedar (*Juniperus Virginia*)

This Evergreen is a native of South Dakota and we find specimens of them growing in all parts of the State. Either planted by man or natural seedlings and they may have been distributed by the birds.

This Red Cedar is one of the most valuable of any of our Evergreens. They make an excellent windbreak. They may be pruned in any shape. Rapid in growth. Easily transplanted. Makes the best fence posts obtainable. Plant your windbreak very thickly and in a few years you can remove a part of them for fence posts. One of these trees planted in your collection of other Evergreens helps to beautify your yard.

Mrs. Wm. Ahren, Park Co., Livingston, Mont.

A photograph of the little Blue Spruce which we purchased from you, and which has grown beautifully, also of my children who greatly admire it.

Arbor Vitae—A well known evergreen, excellent for screens, when planted in a partially protected spot, grows very compact, easily transplanted. (This is a flat leaved or branched evergreen.) Specially desirable for all points south, east or north-east of Yankton. This would mean Nebraska, Iowa and Minnesota. Arbor Vitae stands trimming better than any other evergreen which makes it very desirable for hedges and wind breaks in all that part of the country adapted to its growth. Its root system is of the type that makes it easily and safely transplanted, either as a balled and burlapped tree or "naked" as termed in the nursery.

Pyramidal Arbor Vitae—Similar to the common Arbor Vitae but very upright in growth. Used extensively in landscape planting and in evergreen groupings. Very ornamental.

Bull Pine

(*Pinus Ponderosa*)

This is the genuine Black Hills Pine. It requires little moisture. Will thrive in high, dry places. Hardy way up to Canada, where it is extensively planted.

Bull Pine is placed on many lists as the best on account of its hardiness, rapid growth, and its heavy, long silver gray needles. Whether or not it is best, we know it is mighty good and we are proud of this tree and the many shelter belts we have made with it on thousands of Northwest farms. Get the habit of planting evergreens. They grow rapidly and easily. Drifting snow will not break the branches.

The Bull Pine

Photo was taken on our own grounds on Thanksgiving Day. Snow on the ground and nearly zero weather, this does not affect the **Bull Pine**. But as you look at a single specimen on the half-mile hedge or windbreak you realize the value and beauty of this most remarkable tree. Sired in the Black Hills of the Dakotas, bending to the wintry blasts, but holding its footing, sometimes growing from a crevice in a rock where there is but little soil and eventually splitting the rock with its roots; growing faster than an Elm tree, retaining its heavy long green needles all winter and making a perfect snow break or shelter belt.

This Child of the Dakotas, the giant of Evergreens, produces the best quality lumber nearly as soon as a Cottonwood.

In our nurseries we have long rows of these, rows a half mile long and our feet apart. Trees from 12 to 18 and 18 to 24 inches high, transplanted at least twice, which insures the root growth that make **Gurney Evergreens** sure to grow when transplanted. When we pack your order they are dug fresh from our own grounds. **Balled and burlapped** or **mudded** immediately and started to you **grown, dug and packed right**.

I saw **Bull Pine** growing in many states this last summer, growing wild, just as nature intended they should grow. I saw the little fellows but a few inches high and those three feet through, tall and straight as an arrow, I saw them growing on the low places along the creeks and rivers and saw millions of them growing on the tops of the mountains and at an altitude of



WILLIAM LONG WOLF AND FAMILY OF THE OGALALAS

Took more premiums at South Dakota State Fair than any other person. All from Gurney Seed.

over 8,000 feet, one tree just this side of Salt Lake City, at the highest point on the Lincoln Highway, growing out of the top of an immense boulder. This tree is over thirty feet high, vigorous and straight; probably a small crevice in the rock had caught a seed and some dust, a little moisture and then the little tree which became so strong that it split the rock and stands today a sentinel on this the highest point across the continent on the Lincoln Highway. When you drive that way, as I know you will, stop and shake one of its boughs and congratulate it. I know it will be glad to meet you.

Because this tree is growing on a rock, it is no sign they do best there. They will grow in a rock, but they will grow a blained sight better if you give them the best place and the best cultivation you have.

Plant a Row Around the Country School Acre

A row of these grand trees around the school acre would mark your school as the most beautiful and progressive in its community, besides furnishing that most desirable protection from wintry winds. The school grounds of the whole country are generally bare—a school house, a few unsightly out-buildings, the wild grass knee high, with a path from several directions leading to the school house door, and from there to the other buildings. Possibly this acre is surrounded by a fence; if so, it is generally in a dilapidated condition. Is this the kind of surroundings that our children, the men and women of tomorrow, should have when they are getting the education that is them for citizenship and the future management of our government? Could there be a better way to teach them patriotism and love of country

and the love of right, than the proper planting of their school ground with beautiful trees and shrubs, the naming of each of these trees for a soldier who had given his life in the greatest cause or for the soldier who had offered his life in the same cause? Let the County Superintendent and the teacher of each district take this matter up with their school board, present it to them in the right light, secure the authority and plant these trees with the proper patriotic ceremonies. Let the succeeding County Superintendents and school teachers call the attention of their pupils to these "living monuments" just as regularly and religiously as the child is taught any other branch. Let them show the pupils the danger their country has just passed through by a portion of our inhabitants not becoming true Americans.

Jack Pine (Pinus Banksiana)

A very rapid grower and very hardy. Will thrive in poor or sandy soil. Every desirable as a windbreak.

Jack Pine grows nearly as fast as the cottonwood, and gives you better service. This, in my opinion, is the most desirable of all evergreens for quick windbreaks; easily transplanted, growing in any kind of soil; holds its color and foliage all winter, making an excellent windbreak or shelter belt almost from the first year. Buy them not only in hundred lots but buy and plant thousands of them. They will increase the value and usefulness of your land many times their cost.

Douglas Fir—Rapid growing fir tree hardy in the vicinity of Yankton when planted with other trees. Ornamental and valued on account of its rapid growth.

Warranted Evergreens

Balled and Burlapped

We grow and sell more evergreens twice over than all other growers and desmen in the Dakotas. It is our business to know how to grow, handle and ship, and we are advising you to spend a little additional money and buy our trees balled and burlapped. The method of balling and burlapping is to take a ball of earth large enough so that all of the fine roots are saved and in the dirt in which they grew. This tree, with the ball of earth, is taken up very carefully to avoid breaking or disturbing the soil. Immediately on taking it on the soil the ball of earth is covered tightly with burlap and then the trees are packed and shipped to you. Do not disturb this ball of earth; leave the burlap on, and plant it that way. We have often shipped a car load containing 600 to 1,000 trees and the purchaser reported a total loss of less than per cent.

Money spent for evergreens is a good investment.

Special Information Regarding All Blue Spruce

The Blue Spruce trees that we are offering this year will not be as perfect in shape as those sent out by us in the past, due to the fact that the late freeze damaged the new growth slightly. They should recover from this damage in a year, if well cared for, and make equally as good a tree as any you can secure. We are offering the Blue Spruce at one-half the price charged by others and we are sure that all of our customers will get a great deal more for their money's worth when purchasing these from us.

How to Trim Evergreens

Evergreens rarely require any pruning. They should be grown with the branches as near the ground as possible. Where pruning is necessary, the branches may be removed in the spring. If the tree is ill-shaped, this may be easily rectified by pinching the growth on the parts that are growing too rapidly. We usually pinch a part of the new growth two or three weeks after it is out. If the main lead on branch of the tree gets broken off, which is often the case, place a steel rod or a stake parallel with the trunk of the tree and pull one of the side limbs up and tie it to this stake with cloth. In two years you will have a perfectly straight tree and probably will not be able to see the injured part.

A Bull Pine

Almost on the crest of the Laramie Mountains on the Lincoln highway stands this lone tree, growing out of a granite boulder. It is entirely isolated as no other tree stands within a half mile of it. The roots have split the giant granite rock in several places. I personally saw this tree growing in 1923. It is windswept and nearly the highest point on the Lincoln highway. 8,100 feet altitude.



A Bull Pine

I personally saw this tree growing in 1923. It is windswept and nearly the highest point on the Lincoln highway. 8,100 feet altitude.

Special Notice to Evergreen Purchasers

Below we are listing evergreen **without** ball of earth on roots, also those that are **balled and burlapped** not guaranteed, and those balled and burlapped guaranteed. All of these evergreens will be dug, packed and shipped as ordered, which will insure fresh trees in all cases. The balled and burlapped guaranteed trees and those not guaranteed are handled in the same manner and packed from the same lot. The roots of evergreens not balled and burlapped are muddled as soon as dug from the ground and will reach you in good condition. In all cases the balled and burlapped evergreens are dug with the original dirt on them; the roots are not disturbed, which practically insures growth.

Our Guarantee on Guaranteed Evergreens

We warrant them to grow, and if one fails to grow and we are notified at any time after July first and before August fifteenth, 1927, we will refund the purchase price, or furnish another tree without charge for same.

Directions for Planting Evergreens

In planting balled and burlapped evergreens do not remove the burlap, but plant as received. Dig a hole much larger than the ball, place the tree in the hole, see that the ball is well watered, fill in around it with top dirt and tamp thoroughly. Plant the tree so that about two inches of dirt is over the top of the ball. Where the ball of dirt is tied on with heavy twine the twine should be cut as soon as the ball is placed in the hole.

All Evergreens Are Sold 5 at 10 Rates, 50 at 100 Rates



Burlapped in Earth

Seedling Evergreens

Again offering Seedling Evergreens due to the splendid results that many of our customers in the past have had in starting these little trees. Plant these where they can have good care, shading them with lath frame or brush so that they get about half of the sunlight. See that they are well cultivated. Grow them in a frame or bed for one year then plant them in their permanent location.

	25	50	100
American Arbor Vitae.....	\$3.00	\$5.00	\$9.00
Jack Pine.....	2.00	3.75	6.50
Scotch Pine.....	2.00	3.75	6.50
Colorado Blue Spruce.....	3.50	6.50	12.00
Black Hills Spruce.....	2.25	4.25	8.00
Bull Pine.....	2.25	4.00	7.50

These above seedlings will not be shipped with the other order but will be dug at proper time and shipped you either by express or parcel post. Properly packed for shipping. Transportation charges paid by us.

	Size	No. of times trans- planted	Not Balled or Burlapped Packed carefully			Balled and Burlapped			Balled and Burlapped Guaranteed		
			Each	10	100	Each	10	100	Each	10	100
Black Hill Spruce.....	8-12	2	\$0.60	\$ 5.50	\$ 49.00	\$ 0.75	\$ 7.00	\$ 67.00	\$1.00	\$ 9.15	\$ 81.10
	12-18	3	.85	8.00	75.00	1.70	15.50	105.00	1.85	15.65	132.50
	18-24	4	1.55	14.00	115.00	1.90	17.00	155.00	2.35	20.00	181.25
	30-36	5	1.75	16.50	150.00	2.20	20.00	185.00	2.70	23.75	218.75
	3-4	6	2.00	17.50	165.00	2.80	26.00	200.00	3.30	32.00	388.00
4-5	6	2.50	20.00	180.00	3.80	35.00	300.00	4.50	40.00	
Colo. Blue Spruce Green. See special notice in reference to the Blue Spruce.....	30-36	6	1.75	16.50	2.50	22.00	3.10	30.50
	3-4	7	2.20	20.00	3.00	27.00	3.70	35.00
	4-5	7	3.70	35.00	4.70	45.00	5.70	55.00
Colo. Blue Spruce Select.....	24-30	5	3.70	35.00	4.80	46.50	6.95	58.65
	30-36	5	4.00	37.00	5.80	48.00	7.50	68.25
	3-4	6	5.00	47.00	6.40	58.50	8.20	78.00
	4-5	6	6.00	57.00	7.00	68.00	9.00	88.00
Colo. Blue Extra Select.....	8-12	2	1.80	17.00	2.30	20.50	180.00	2.95	26.15	234.00
	24-30	5	5.00	47.00	6.85	60.50	8.55	78.90
	30-36	6	6.50	47.00	7.60	70.00	10.50	98.75
	3-4	7	7.50	67.00	9.80	78.50	11.60	108.85
4-5	7	9.50	87.00	10.80	98.00	13.00	120.00	
Bull Pine.....	12-18	2	.50	4.50	40.50	.80	7.00	65.00	1.25	10.00	95.00
	18-24	3	.70	6.00	50.00	1.25	8.50	100.00	1.60	15.00	130.00
Jack Pine.....	12-18	2	.40	3.50	32.00	.70	6.00	50.00	1.00	8.50	80.90
	18-24	2	.50	4.50	42.00	.80	7.00	60.00	1.25	10.00	95.50
	2-3	3	.60	5.50	50.00	1.00	8.50	75.00	1.50	12.00	110.50
Scotch Pine.....	12-18	2	.45	3.70	35.00	.75	6.20	55.00	1.00	8.05	71.50
	18-24	3	.60	5.00	43.00	.90	8.20	75.00	1.25	9.25	81.00
Dwarf Mt. Pine.....	12-18	4	3.75	30.00
Amer. Arbor Vitae.....	12-18	3	.50	4.5075	6.50	1.25	10.00
Red Cedar.....	12-18	2	.50	4.50	35.00	.75	6.50	60.00	1.00	8.45
	18-24	2	.60	5.50	50.00	.85	8.00	1.25	11.00
	2-3	3	.80	7.50	65.00	1.05	10.00	1.60	14.00
	3-4	3	.90	8.00	75.00	1.35	13.00	1.90	18.00
Pyramidal Arbor Vitae.....	18-24	4	3.20	30.00	4.50	40.00

Ornamental and Flowering Shrubs

Althea (Rose of Sharon)—The Altheas are among the most valuable of our tall, hardy shrubs on account of their blooming, which is from August to October, a period when but few shrubs are in flower. They are also used as hedge plants, for which they are admirably adapted.

Alba plena—Double white, crimson center.

Duchesse de Brabant—Double dark red.

Totus Albus—Fine, single, pure white.

35c each. Set of 3 varieties, \$1.10.

Crandall Currants

This is a large graceful ornamental shrub which produces fragrant yellow flowers and large quantities of large black currants. This is both ornamental and useful. **Each, 35c; per \$1.50.**

Dogwood Red Osier (Cornus Stolonifera)

Growing 6 to 10 feet tall, forms a small handsome tree; its clusters of small, white flowers in early summer are very dainty, and its bark of dark red in winter; bears in early fall a profusion of purplish berries. **2-3 ft., 35c each; per 10, \$2.50.**

Siberian Dogwood (Cornus Alba Siberica)—An upright shrub having bright red branches. Its rather long leaves are pale underneath. Flowers are mainly white, in flat-topped clusters; fruit a light blue or white. **3 to 4 ft., 40c each; \$2.50 per 10. 2 to 3 ft., each, 35c; \$3.00 for 10.**

Flowering Almond (Amygdalus)—A flowering shrub three to four feet high, of branching habit, blossoms very early in the spring. With a little winter protection these stand the severe winters of North Dakota nicely. We can furnish them either in the white or pink. **2 to 3 ft., each, 50c; 5 for \$2.00**

Forsythia

Golden Bell—Few, if any, of the spring flowering hardy shrubs can surpass this slender and brilliant flowering shrub. It is upright growth; foliage rich, dark green; flowers brilliant golden yellow which open in very early spring before the shrub leafs out. **2-3 ft., 35c each; 10 for \$2.80.**

Weeping Forsythia (Suspensa Forsythia)—Similar to the Golden Bell, but has drooping branches. The flowers are golden yellow, very showy. One of the most showy shrubs in cultivation. **2-3 ft., each, 50c; per 10, \$4.00.**

The Everblooming Butterfly Bush—This shrub, from a young plant set out either in the spring or fall, will mature to full size the first summer, producing a handsome bush, which often attains a height of four feet the first year. It produces long, graceful stems, which terminate in tapering panicles of beautiful lilac-colored flowers that are of miniature size and borne by the hundreds on a flower head which is frequently 10 inches long. A single plant the first season will throw out as many as 50 flower spikes. **40c each; 10 for \$3.50.**

Tamarix-Odessa—A Russian variety, much superior to the African Tamarix. The foliage is bluish green, similar to the Colorado Blue Spruce. The flowers are of delicate pink color. Blooms in July, and often again in August and September. The branches are very graceful and the shrub is much harder than the African. Very hardy. Excellent in making bouquets, owing to its superb foliage, and very delicate, beautiful flowers. **2-3 ft., 45c each; 10 for \$4.00.**

Bechtel's Double Flowering Crab

(*Pyrus Augustifolia*)

This more than beautiful ornamental tree is a selection or sort of the Iowa wild crab. It is an exceedingly hardy shrub, withstanding the most severe winters and producing in the spring an immense quantity of double clear, rich pink flowers more than 1 1/2 inches across, similar in appearance to the pink rambler rose. After the flowers are gone, they are followed by the heavy, dark green foliage, which makes it a beautiful ornamental tree each summer. It blooms at two years in the nursery and is a continuous annual bloomer. One of the very best ornamental trees, exceptionally desirable for cemeteries, other places where it is hard to get trees or plants to survive. **50c each; 5 for \$2.25.**

Deutzia

Valuable shrubs of different heights, but having the same habit of bloom; a dainty bell or tassel-shaped flower borne thickly in wreaths along their branches in May. Useful in landscape work for massing.

Gracilis—Dwarf growing, dense, bushy, its drooping branches wreathed in pure white flowers in May. Also valuable for winter blooming in pots. **12-18 in., 35c each; per 10, \$3.00.**

Deutzia, Pride of Rochester—Has very large panicles of double white flowers. White when fully opened but a striking pink when in bud. A very upright grower. Blooms late in June. These do especially well when planted on the east side of a house or partly protected by trees or other shrubs. **18-21 in., each, 35c; per 10, \$3.00.**

Barberry Berberis (See Hedge Plants)


Do not confuse the Thunberg's barberry with the common purple and green barberry. It is perfectly safe to plant this barberry as it has no connection with the rust that destroys small grain. We are not offering the common barberry on that account. See picture in hedge plants.

Thunbergia Barberry—This might well be called the most valuable of the low-growing shrubs. It will stand pruning in any form; masses well in any situation; is very attractive and showy during the whole season, and is particularly beautiful in the fall, and one of its best qualities is that it is effective during the entire winter, as it has beautiful red berries, which combine well with winter landscapes or with the dark foliage of evergreens. Makes an excellent hedge plant, and is extensively used.


	Each	10	50	100
7-10 Seedlings	\$0.90	\$ 3.25	\$ 6.00
12-18 Trans.	25c	2.00	7.00
18-24 Trans.	30c	2.50	9.00
2- 3 Ft. Trans.	35c	3.00	12.00
			17.00	22.00



Hedge of Barberry Thunbergia Along Driveway



Bechtel's Flowering Crab



Butterfly Bush

Elderberry—(Sambucus)

These beautiful shrubs are not half appreciated. The **cut leaved** elder bears large clusters of fragrant white flowers, turning to clusters of red. Then bluish-black edible berries are borne in immense quantities, bending the plant until they resemble weeping trees. The leaves are large and resemble fern fronds. Plant them liberally. Excellent for grouping or specimen plants.

Elderberry, Common—Makes a bush six feet high, foliage bright green, blossoms in June and July with delicate white fragrant flowers in dense masses, followed by black edible berries much prized for wine and pastry. An ornamental plant throughout the season. They may be used as a hedge. Should be planted two to three feet apart. **2-3 ft., each 30c; per 10, \$2.00; per 50, \$9.00.**

Cutleaf Golden Elder (Sambucus Laciniata)—Grows 6 to 8 feet high with foliage that is almost fern-like. Drooping habit. They make a beautiful screen, are very ornamental at all seasons of the year. Include at least a few of these in your order. **2-3 ft., 35c each; per 10, \$2.50.**

Golden Elder (Sambucus Aurea)—A very striking shrub, 8 to 10 feet high; similar to the American Elder, only that the foliage is a very bright yellow. Can be trimmed to a small, compact shrub. **2-3 ft., 35c each; per 10, \$2.50.**

Lilacs

All Lilacs listed are perfectly hardy, very ornamental both when in bloom and throughout the entire season. By purchasing a number of the named varieties, as well as the old-fashioned Lilacs, you will extend the period of blooming at least one month.

Common Purple—Is perfectly hardy, makes a dense growth from 6 to 10 feet high, flowers fragrant; is often used for hedge purposes. **2 to 3 ft., 35c each; \$2.80 per 10; 3 to 4 ft., 45c each; \$3.60 per 10.**

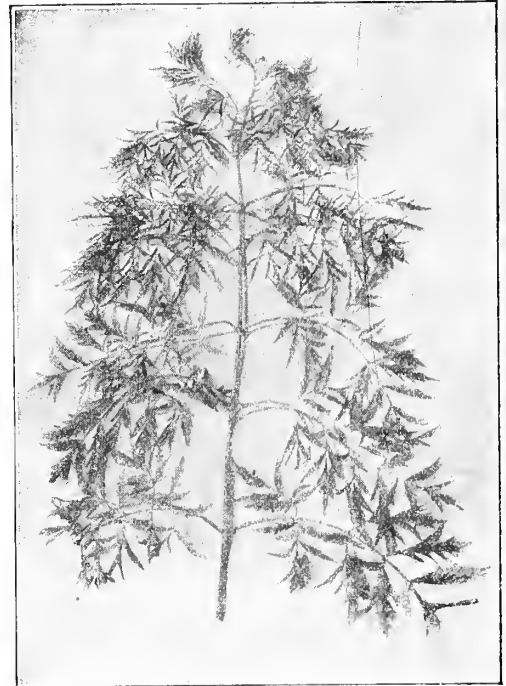
Common White—Same as Purple, except that it has pure white blossoms. Same price as Purple. **2 to 3 ft; 3 to 4 ft.**

Persian Purple Lilac—6 to 8 feet high, with slender upright branches, foliage rich green; blossoms in late spring with pale lilac colored flowers. Very fragrant. **2-3 ft., 55c each; \$4.00 per 10.**

Josikaea—Dark shiny leaves, purple flowers in June after other lilacs are gone. Unusually good and should be added to your collection. **2-3 ft., 90c each; 5 for \$2.50.**

Congo—Wine red, very attractive. Especially fine. If you like the common purple and white Lilacs you will not make a mistake by adding this to your collection. **2-3 ft., 65c each; \$6.00 per 10.**

Madam Casimir Perier—The finest double creamy white Lilac that grows. Its flowers as well as the trusses are of immense size. Delightfully scented. Fine for cutting. **1½ to 2 ft., 90c each; 3 for \$2.00.**



Cut Leaved Elder

Charles X—Rapid in growth, leaves glossy. Large, loose trusses of reddish purple. A fine variety. **1½ to 2 ft., 80c each; 3 for \$2.00.**


Souvenir de Ludwig Spaeth—This is one of the prettiest Lilacs that grows. Flowers dark purplish red. Extra large. A variety that is sure to please and give satisfaction. **1½ to 2 ft., 80c each; 3 for \$2.00.**

Cistena Purple Leaf Plum

This is about the only hardy shrub that has the bright colored leaves the entire season. They are used extensively in landscape planting and will lend color to any grouping. The leaves are a bright purplish red. Shrubs, 4-5 ft. tall **2-3 ft., each 55c; per 5, \$2.40.**

Flowering Plum or Prunus Triloba

A hardy flowering plum of wonderful beauty. Flowers are often 1½ inches across of delicate pink color. Resembles a rose entirely covering the bush. Grows about eight feet tall. Will produce flowers the first year after transplanting. The foliage is very attractive making this a valuable shrub for all collections. **Each 60c; per 5, \$2.50.**



Hedge Purple Lilac

From U. S. DEPT. OF AGRICULTURE, Sitka, Alaska.

1200 apple grafts, neatly packed in a box, just arrived by last mail. The grafts are in excellent condition.

Snowball

Common Snowball (Viburnum Sterilis)—Hardy, attains a height of 3 to 10 feet. Is filled with white balls of bloom in the last part of May. **2 to 3 feet, 60c each; \$5.50 per 10; 18-24 in., 45c each; \$2.00 per 5.**

Highbush Cranberry


(Viburnum Opulus)—8 to 10 feet. Handsome, dense, brilliant, green foliage, a rich setting of large bunches of crimson berries which enliven the late summer and remain on bare branches into the winter. **2 to 3 ft., 60c each; \$5.50 per 10; 18-24 in., 45c each; \$2.00 per 5.**

Viburnum Lantana

10 to 15 feet. Beautiful wrinkled, Lantana-like leaves; white flowered in May and June. Fruits color unequally from crimson to black, causing a most charming combination of colors throughout the summer. Good in shady locations. **2 to 3 ft., 50c each; \$4.00 per 10.**

Viburnum Dentatum


Upright bushy shrub obtaining a height of 15 feet. This shrub is a native in parts of Minnesota; exceptionally hardy. Similar in appearance to the Viburnum Lantana. Flowers are borne in cymes 2 to 3 inches broad; fruit bluish black. **2 to 3 ft., 50c each; \$4.00 per 10.**



Snowball
The Old-Fashioned
Kind. Growing in
Montana.

Honeysuckle

Morrow's Honeysuckle (Lonicera Morrowi)—A medium sized honeysuckle, vine widespread branches; leaves a downy gray underneath; flowers white, changing to yellow; berries bright red. **3 to 4 ft., 40c each; \$3.00 for 10; \$25.00 per 100.**





Hydrangea Arborescence

Tartarian or Upright Honeysuckle

Of all the hedge and specimen plants offered in the catalog I like the Tartarian Upright Honeysuckle as well as or better than others. I like it for a great many reasons: Its hardiness, its rapid growth, its immense number of beautiful star shaped pink and white flowers coming early in May and lasting for some little time. These flowers are followed by an immense crop of beautiful red berries that last early all summer. The berries are not edible. Its glossy, leathery foliage comes very early in the spring ahead of other hedge plants and lasts well into the fall. Its grayish-white wood is beautiful at all seasons of the year. Its ability to stand heavy pruning and cutting back, makes it one of the most desirable for hedge purposes. Its upright pyramidal growth makes it one of the most beautiful specimen plants. Its fragrance fills the air for long distances when in bloom. Its adaptability to all conditions, and its quick recovery of growth after transplanting. It is hardy in any portion of the United States and well into Canada. In planting Tartarian Honeysuckles for hedge purposes, they should be planted 18 inches apart in a row, and will stand trimming equally as well as the other hedge plants. For hedge purposes we give a very beautiful lot of plants.

	Each	10	50	100
to 24 in.	\$0.25	\$1.90	\$ 9.00	\$17.00
to 3 ft.35	2.80	12.00	20.00
to 4 ft.45	3.60	14.00	25.00
to 5 ft.55	4.00	18.00	30.00

Hydrangea Arborescence (Snowball Hydrangea)—This magnificent perfectly hardy American shrub has snow-white blossoms of largest size. One of its most valuable characteristics is its coming into bloom just after the passing of all other spring-blooming shrubs, flowering from early June until late July. This does better planted in partially shady places. **2-3 ft., 60c each; 10 for \$5.00; 18-24 ch, 45c each; 10 for \$3.50.**



Can Be Trimmed to a Small, Compact Shrub

Hydrangea (Paniculata Grandiflora)—This familiar shrub is one of the most common factors during August, September and October in brightening up the lawn. Without this included in our shrub planting, we would have but a few flowers at that time. The flowers open up on the first of August and it is not unusual for them to last well into the winter. Many of the blossoms later in the season show a very pronounced coloring of pink. These may be grown in tree form or cut back and grown into very dense bushes. Their massive white plumes

borne on long stems will attract attention. They are sure to produce flowers each season. We have flowers this year in our nursery measuring better than 12 inches long and 9 1/4 inches through. These seem to be perfectly hardy here at Yankton and in the North, where they have plenty of snow to cover them. In the open country where you do not have shrubs and buildings to protect them, they should have a winter protection of dirt or straw and manure. **18-24 in., each, 50c; per 5, \$2.00; 2-3 ft., 65c each; per 10, \$5.50.**

The Beautiful Hydrangea. Used Largely in Landscape Work

Syringa (Philadelphus)

Syringa or Mock Orange (*P. coronarius*). See picture — hardy, free flowering shrub, with showy, fragrant white flowers; grows 8 to 10 feet high. One of the most popular shrubs. 2 to 3 ft., 40c each; \$1.80 per 5.

Philadelphus Grandiflora — Large white flowers, fragrant, very rapid grower, hardy. 18 to 24 in., each., 35c; 5 for \$1.50; 2 to 3 ft., each, 50c; 5 for \$2.00.

Lemoine — A dwarf variety of the syringa, growing at the most 3 to 4 feet high, bushing out to about that diameter and covered every spring with its clusters of large pure white and very fragrant flowers. Fragrance equal to that of the orange blossoms. For this reason the Syringas are often called "The Mock Orange." This variety is extremely hardy and especially desirable in selection of large home plantings as well as desirable for the low-growing flower-producing shrubs, in landscape work on single lots and for specimen plants where you have room for only the one shrub. We have also found this very desirable for hedge work as it can be trimmed to any height and with its fragrant flowers and glossy leaves, it is beautiful throughout the summer. 18-24 inch, 35c; 10 for \$3.00; 2 to 3 feet, each 45c; 10 for \$3.80; 50 for \$17.00.

Mt. Blanc — Erect growing shrub with small fine foliage and creamy white flowers in June. An exceptionally fine variety. Height, 6 to 8 feet. 2 to 3 ft., 30c each; per 10, \$2.70.

Virginalis — A magnificent new variety. The bush grows moderately tall, with good foliage and compact habit. The flowers are the largest, handsomest, and most sweetly fragrant of any known variety, with longest blooming season. 1½ to 2 feet, 75c each; \$6.50 per 10.

Spireas

Anthony Waterer — Makes a bush 18 to 24 inches high, covered from spring till late in the fall with large heads of crimson flowers. 30c each; \$2.50 per 10.

Billardi — 5 to 7 feet high, with upright spikes of rich pink flowers from July on. This is an exceptionally hardy strong growing Spirea, good for the north. 2 to 3 ft., 40c each; \$1.85 per 5; 18 to 24 in., each 30c; per 5, \$1.20.

Spirea collosa alba — Height, 24 inches. Covered with white blossoms from spring until fall; very vigorous and attractive. Excellent for grouping with other shrubs or for foundation plantings. They can safely be planted under windows, etc., on account of their height. This plant may be cut to within two inches of the ground in the fall and will come up and blossom each season. 18 to 24 in., each, 35c; per 10, \$3.00; 12 to 18 in. each 25c.

Collosa Rubra — Similar to the above covered with red flowers. The leaves have a slightly purple cast when young. 12 to 18 inches, each, 30c; per 10, \$2.50.

Golden Spirea — A rapid growing variety, 8 to 10 feet high, with masses of snowy white flowers drooping the branches with their weight; young foliage bright yellow, changing to golden bronze in fall. 2 to 3 ft., 35c each; \$3.00 per 10.

Thunbergii — Forms a dense feathery bush 3 to 5 feet. Foliage changes to bright scarlet shades in autumn. 18 to 24 inches, 25c each; \$2.00 per 10. 2 to 3 ft., 30c each; 10 for \$2.50.

Prunifolia — Similar to Van Houttei, more upright in growth. Flowers small double white. Hardy in southern part of South Dakota and under similar conditions when planted with other shrubs or trees. 2 to 3 ft., 50c each; \$4.50 per 10.

Sorbifolia — (Ash leaved Spirea) — One of the earliest shrubs to come into leaf and flower in the Spring. Long spikes of white flowers in June and July. Leaves similar to the Mountain Ash. Entirely hardy. 2 to 3 ft., 35c each; 5 for \$1.25; 18 to 24 inches, each, 25c; per 5, \$1.10.

One of the Lessons of Nature is,

"Plant in masses; have an abundance." Don't be stingy. Why not treat ourselves to a little enjoyment? Copy Nature on a small scale if you cannot on a large one. When Providence knocks on your door bringing a profusion of gifts, don't insult Him by picking out a flower or two and neglecting the rest. He deals in abundance. How often you find this opulent word attached to His gifts? — By Rev. C. S. Harrison, in "The Holiness of Beauty."



Spirea Van Houttei — I am showing a photograph of this wonderful shrub on the grounds of Mr. Wolcott of Central City, Nebraska. The girl graduate is Miss Ruby Wolcott.

The Spirea Van Houttei, commonly known as the Bridal Wreath, is the most desirable and popular of shrubs especially for the cold northwest. They are rapid growers producing flowers the next year after planting and continuing each spring, being a mass of white, borne on long, drooping stems. After the flowers are gone, they are followed by very attractive foliage remaining throughout the season. Blooming period about Memorial Day.

The Spirea Van Houttei is used as specimen shrubs, hedges or to cover objectionable spots in the ground. Can be trimmed or shaped to any height or desirable shape wanted. For hedge work they should be planted about 18 inches apart in the row. Very easily transplanted, seldom losing a plant out of hundreds. In my own home I have a hedge standing nearly 10 feet high and 150 feet long. It is a veritable snow bank on each Memorial Day. Remember, this is absolutely hardy anywhere in the northwest. Price: 18-24 in., 20c; 10 for \$1.75; 50 for \$7.50, 100 for \$14.00; 2-3 ft., 25c each; \$2.00 per 10; \$10.00 for 50; \$20.00 per 100. 3-4 ft., 35c each; \$3.00 for 10; \$14.00 per 50.

Spirea, Callosa Froebel

A strong growing shrub, somewhat similar to Anthony Waterer, but grows a trifle taller, with broader leaves. The flowers are more rose pink. Blooms from June till fall. The tips of the leaves are reddish-purple, making the bush much more attractive than the Anthony Waterer. Hardier than the Anthony Waterer. 12-18 in., each 30c, per 5, \$1.25.

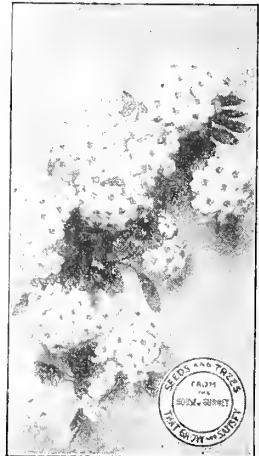
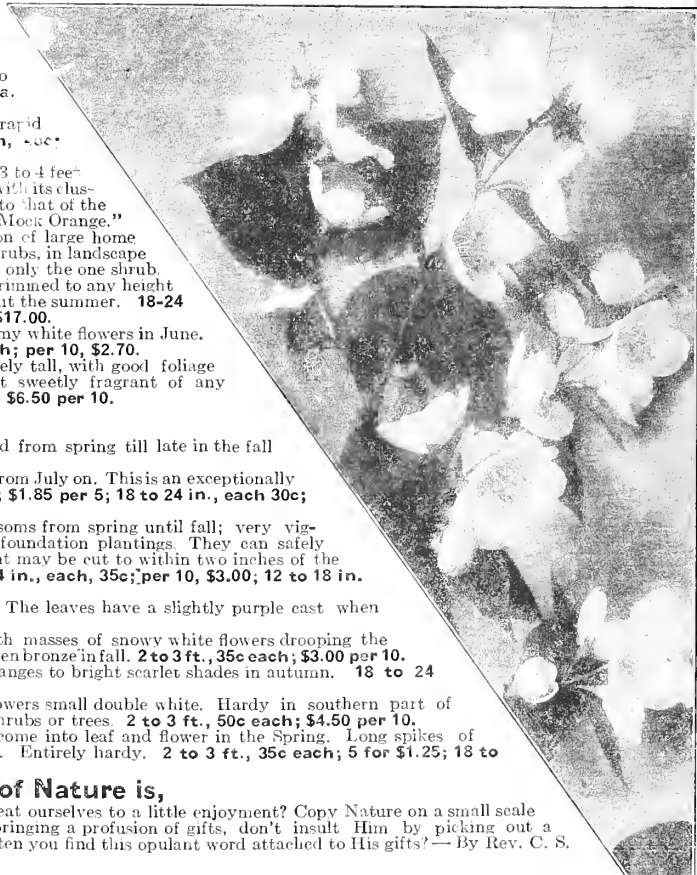
Snowberry

Snowberry (*Symphoricarpos racemosus*) — A valuable medium-sized shrub, branching near the ground. Has small pinkish flowers, with large, waxy white berries in the fall. Very odd and attractive. Should be used in all groupings. 2 to 3 ft., 25c each; \$1.00 per 5.

Coral Berry or Indian Berry (*Symphoricarpos vulgaris*) — Same as above, except that it has purplish red berries, which hang on during the winter. Fine in groups with Snowberry or for wild groups. 2 to 3 ft., 30c each; \$1.25 per 5.

Wahoo or Fire Bush Euonymus Americana

This is a native shrub of South Dakota. Hardy in any part of the State and should be extensively planted. Height, 8 feet. A very ornamental and showy small tree, its chief beauty consists in its brilliant berries, which hang in clusters from the branches till midwinter; berries rose color. 2 to 3 ft., 35c each; \$1.20 per 5; 3 to 4 ft., 45c each; \$1.75 per 5.



Sumac

The Sumac are planted extensively on account of the bright colored leaves and red berries that hang in bunches on the tops of them throughout the winter. We are offering only perfectly hardy varieties.

Fern-Leaved (*Rhus glabra* Var *laciniata*) — A beautiful low variety, with leaves of very large size, deeply cut and drooping gracefully from the branches. **2 to 3 ft., 30c each; \$1.30 for 5.**

Sumac (*Rhus Eloba*) — Tall growing shrub, reaching 12 to 15 feet. It perfectly hardy and its clusters of small red fruit, with its bright foliage autumn, make it very desirable. **2 to 3 ft., 25c each; \$1.00 per 5.**

Fernleaf Staghorn (*Rhus Typhina* Var *laciniata*) — Rapid, robust grower, produces cones of bright red fruit. Leaves beautifully formed, giving the most delicate fern. For massing with other shrubs the effect is striking. Can be cut to the ground each season and a mass of beautiful foliage will result. In the fall the leaves turn to the most beautiful pinkish red, a large group of them is a wonderful sight. **2-3 ft., 35c each; 5 for \$1.50.**



American Beauty, H. P.

Sumac Staghorn — Similar to the above but not fern leaved. Somewhat taller growing. **3 to 4 ft., each 35c; 10 for \$2.95; 4 to 5 ft., each 45c; 10 for \$3.85.**

Sumac (Common) — This is a native shrub, exceptionally hardy and valued on account of its bright colored leaves that hang on well into the fall. We do not know of any shrub that the leaves color up so beautifully in late summer and fall as the Sumac. Followed by clusters of bright red berries which it retains until spring. **2 to 3 ft., 30c each; per 5, \$1.25.**

Weigela (Rosea)

Hardly south of central

braska without winter protection. North of that point it should be protected through the winter.

Beautiful shrubs that bloom in May, June and July. The flowers are produced in such great profusion as to almost entirely hide the foliage. They are very desirable for the border or for grouping and as specimen plants for a lawn. **2 to 3 ft., 40c each; \$1.75 per 5.**

Weigela

Eva Rathke, the best and finest of all of our Weigelas. Blooms a brilliant salmon color. Blooms nearly all summer. In full bloom the whole plant is brightly glowing with color. Grows about five feet tall. This Weigela should be covered with straw or protected otherwise over winter. This extra care will be worthwhile, as it is truly a wonderful shrub. **24 in., each 55c; 10 for \$5.00; 2-3 ft., each 75c; 10 for \$7. All shrubs sold 5 at 10 rate.**

Roses — Instructions for Planting and Care

of any of the flowering shrubs. These are the most in demand and there is more necessary grief than other shrubs because the purchaser will not follow instructions. I want you to get down to business with me, and listen to, and follow these instructions. Then you will see the real results, and you will throw us a bouquet of "words" that we will appreciate.

Hybrid Perpetual, Hybrid Tea Roses are the most everblooming varieties of roses, produce all flowers on new wood, consequently there is no advantage in saving of the old wood. It is left on as a handle.

When you receive the rose, dig a hole in good soil, amply deep to receive the roots in their natural position; deep enough so that the plant will be 1½ inches deeper than it was in the nursery. Cut the top soil back and pack well in around the roots. See that it is thoroughly packed. Firm it well with your feet. Then cut the top back to within 5 inches of the ground. Then, with the hands, draw the earth up around the top, leaving only the tips of the branches sticking out. After a week or ten days, rake this mound of earth down level and you will find a new growth coming out nicely, and the old wood plump and green.

These instructions apply to all roses, climbing, as well, except that climbing

roses produce flowers on old wood. Consequently after the first year you want to save as much of the old wood as possible. But on Hybrid roses cut back each spring to within seven inches of the ground and you will be surprised at the beauty and quantity of flowers produced.



Gen. Jacqueminot, H. P.

Where to Grow Roses

Situation — Good roses may be grown in any open sunny position, if possible sheltered from north winds, and clear of all roots of trees and shrubs.

Preparation of the Beds

Roses will grow and give good returns in any fertile, well-drained ground. It is worth while, however, to use some care in the preparation of the beds, as the general health of the plants, and increased quantity and quality of bloom, more than repay you for the extra care expended. The best soil for roses is the top soil from an old pasture and well rotted cow manure. Dig out the bed to a depth of 18 inches or more, and, if drainage is imperfect, it must be provided for. Fill in with a mixture of soil and manure as above. It is best to make the bed sometime in advance of planting to allow time for setting. After the soil is settled it should be about an inch below the level of the adjacent surface. Make the beds not over 3½ to 5 feet wide, so that you can pick the flowers without stepping on the bed.

Winter Protection

Most all roses should be protected in this latitude. We have found that the most satisfactory protection is to draw up a mound of soil from eight to ten inches high around the base of the plant, then cover the entire beds after the ground begins to freeze with any loose material, such as straw manure, corn stalks, and in more severe climates a heavier covering. This is all that is required. Climbing roses are not all hardy enough to be left on the trellis, but should be taken down, laid flat on the ground, covered with either hay, straw, or earth, and placed back on the trellis early in the spring. It is necessary to save as much wood as possible in order to have flowers throughout the summer.

All roses offered by us are heavy field grown two years old

Sweet Brier Rose — This is the true English Sweet Brier or Eglantine. The single pink flowers are quite artistic but it is valued most on account of the refreshing fragrance of its leaves. This fragrance is noticeable a considerable distance from the rose and is delightful. **Each, 50c; 5 for \$2.25.**

Harrison's Yellow — Semi-double, bright yellow; showy, hardy and fine; blooms very early; one of the best of its color. **Each 65c; per 5, \$3.00.**

Persian Yellow — Deep golden-yellow, semi-double; very fine, hardy. Two-year heavy. **Each 65c; per 5, \$3.00.**

The Harrison and Persian Yellow, Hugonis and Rugosa Roses are perfectly hardy without winter protection.

R. Hugonis (Native of Western China). This Chinese Rose gives us the only dependable yellow shrub Rose, aside from the Austrian Brier type, from which it differs materially in graceful habit and unique blooming quality. The plant grows rapidly, and may reach a height of 6 feet when matured. The long arching branches are closely set with lovely single flowers very early in the season, sometimes before June 1st in this latitude. The blooms are approximately 1½ inches across, and of clear bright yellow which does not fade to white. The foliage is pale green, finely divided, persistent, and on curiously thorned red stems. The plant is dependably hardy. **Price each, 90c; 3 for \$2.40.**



Hybrid Perpetual Roses

All roses offered by us are 2 year extra heavy, field grown. Each, 60c; 5 for \$2.60; 10 for \$4.55.

This is a class of the hardier perpetuals or everblooming roses, as a rule the flowers running larger than the Hybrid Teas. You cannot make a mistake in purchasing either the Hybrid Perpetuals or the Hybrid Teas. If given proper winter protection they are hardly anywhere in South Dakota.

American Beauty (H.P.)—Generally conceded to be the most grandly beautiful roses in size, form and color. Rich red, passing to crimson, very delicately veined and shaded and surpassingly fragrant.

Clio (H.P.)—Flowers large, flesh color shaded in center with rosy pink. A vigorous grower, very beautiful.

Coquette des Alps (Lacharme, 1863) (H.P.)—Large, free and well formed with very large petals; lovely pure white in color; fragrant. Profuse bloomer. Hardy.

Frau Karl Druschki, White American Beauty or Snow Queen (P. Lambert, 1901) (H.P.)—See inside front cover No. 9. Snow white; flowers extremely large, yet beautifully formed. Blooms six inches broad are not uncommon. Growth is strong and vigorous, with abundant foliage. It is one of the very best bloomers in this division. Superb. Blooms until frost.

Gloire Lyonnaise—White tinted yellow, large full, and of good shape; very free, distinct and pleasing. The nearest yellow of any of the Hybrid Perpetuals. Very fragrant.

General Jacqueminot—Brilliant scarlet crimson, an old favorite and one of the best known roses in cultivation. Does well everywhere.

Jules Margottin (H.P.)—This is one of the best of Hybrid Perpetual roses, flowers of good size rich glossy pink. A flower that will gain your favor immediately. We highly recommend this rose to our customers.

Madam Plantier (Plantier, 1835) (H.P.)—Extremely hardy, completely hides itself in June with its lovely pure white, sweet-scented flowers; a free and continuous bloomer.

Prince Camille de Rohan—One of the darkest colored roses; very dark, velvety crimson changing to intense maroon; a very prolific bloomer; the flowers are of excellent form and size. The best dark red.

Paul Neyron—(See inside front cover No. 10.) One of the finest hardy roses ever grown. It blooms unceasingly from June to November, on uniformly long, stiff, thornless stems, with immense cup-shaped flowers 4 to 6 inches across. Color is bright ruddy pink.



Paul Neyron, H. P.

Hybrid Tea Roses

Hybrid Tea or Ever-Blooming Roses—Each, 60c; 5 for \$2.60; 10 for \$4.55 unless priced otherwise. All 2 year extra heavy.

The Hybrid Teas are a class of everblooming roses. They produce wonderful shades of roses continually from June until freezing. For best results Hybrid Tea Roses should be severely pruned. All roses offered. 2 year extra heavy.

Mrs. Aaron Ward (See color inside front cover). (Pernet-Ducher, 1907) (H. T.) A remarkably floriferous variety of strong, vigorous, but compact growth; the young foliage is unusually attractive, a rich bronzy-green color, the flowers of which are of splendid form, full, double, and equally attractive when full blown as in the bud state; in color a distinct Indian Yellow, shading lighter towards the edges. See front cover No. 5.

Augusta Victoria—White shading to primrose, a fine rose for outside; very vigorous, producing flowers throughout the season. This should be in every garden.

Columbia (Hill, 1918) (H.T.)—Peach-blow pink, deepening as it opens to a glowing and enduring color, resembling a perfect Shawyer rather than the other parent Ophelia. A large rose with long, stiff stems, nearly thornless; absolutely free from mildew and an easy doer.

J. B. Clarke (H. Dickson, 1905) (H.T.)—Intense scarlet, shaded crimson-maroon; very dark and rich, and sweetly fragrant; petals large, deep and smooth; extremely high pointed center; foliage bronzy-green changing to dark green; growth strong and upright, making a large, handsome bush.

Duchess of Wellington (H.T.)—A peerless Tea-like Rose (one of the best), with beautiful smooth and massive petals; the blooms are very large, full and perfectly formed with high pointed center. Very sweetly perfumed. The color, which is very novel, is a dainty, clear rose-madder. The growth is vigorous, erect and a very free flowering habit.

General McArthur; (H.T.)—A well-known favorite and one of the best all around bedding roses in our collection. It is one of the earliest and most perpetual flowering sorts. Flowers of good form, a warm rich crimson scarlet and delightfully scented.

George Dickson; (H. T.)—Magnificent large full double blooms of velvety black scarlet crimson with back of petals veined with crimson maroon. Retains its shape both before and after cutting. Rich Tea-Rose perfume, strong robust growth.

Gruss an Teplitz or Virginia R. Coxe (H.T.) (Geschwindt, 1897)—(See inside front cover No. 6.) Hardy in all sections; grows freely to a height of four to five feet; vivid, dazzling, fiery crimson, sweetly fragrant; produces a mass of gorgeous blooms on long stems.

Jonkheer J. L. Mock—(See inside front cover No. 1.) Flowers are produced with great freedom on long stiff stems, are large and of perfect form, of a deep imperial pink, the outside of the petals silvery-rose white.

Killarney White—An offspring of the pink Killarney and is one of the most exquisite white roses grown. The long full buds are handsome in shape and the full-open flower most refined and beautiful in form and texture.

Killarney Brilliant (H.T.)—(See color inside front cover). (A. Dickson & Sons, 1914) A very much improved Killarney, with more brilliant color, equal perfume, and better blooming habit. An indispensable rose.

Los Angeles (Howard & Smith, 1915) (H.T.)—(See back cover No. 4.) The following is the originator's description: "A rose which, through its own intrinsic worth and beauty, will eventually find its way into the gardens of rose lovers throughout the world. The color is absolutely new in roses. Luminous flame pink toned with coral and shaded with translucent gold at the base of the petals."

Lady Ursula—(See inside front cover No. 2.) A magnificent rose of vigorous, erect growth; exceedingly free blooming during the entire summer, and autumn. The flowers produced on every shoot are very large, full and of great substance and perfect form, with high center, from which the petals gracefully reflex; in color a delightful tone of flesh pink, distinct from all others; delicately scented. Each 60c.

Madam Butterfly (H.T.)—All the color tones of Ophelia are intensified, making it a harmony of bright pink, apricot and gold. Ophelia ranks at the top in popularity and Madam Butterfly will surpass it. It averages more petals to the bloom; it produces more bloom to the plant because it makes more branches, every one carrying a bud. The tight buds are a lovely shade of Indian Oak, yellow at the base; the opening flowers are perfect in form and texture, clear and brilliant in color and of delicious fragrance.

Mme. Caroline Testout (H.T.) (Pernet-Ducher, 1890)—Broad petals of satiny rose make up the large, rounded flower shaded darker at the center and lighter at the edges. These lovely blooms are produced on plants which become strong and vigorous bushes. This is the rose used for street planting in Portland, Oregon. See front cover No. 3.

Ophelia (Paul, 1912) (H.T.)—(See inside front cover No. 11.) Salmon flesh shaded rose with chamois center. A rose that is lovely at every stage. The buds and flowers are beautifully formed and colored, enhanced by rich veining on the petals. Stems are long and carry flowers erect. Each 60c.

Radiance (Cook, 1909) (H.T.)—A brilliant rosy-carmine, displaying beautiful rich and opaline-pink tints in the open flower.

Red Radiance—(See inside front cover No. 7.) Produces large flowers throughout the most unfavorable hot summer weather, in color a clear, cerise-red, a most valuable addition to our list of roses. Each 60c.

Soleil d'Or or Golden Sun—Varies from orange-yellow to reddish-gold, shaded with nasturtium red; large, full, perfectly double flowers; a strong grower and a beauty.

Souvenir de Claudius Pernet (Pernet-Ducher, 1919)—Long bud on a long and strong peduncle, very large and full flower, elongated, cup-shaped. Superb pure sun-yellow color; shaded warmer in the center. Mer Pernet Duchers latest Novelty. Each 70c.

Sunburst; (H.T.) A magnificent giant yellow forcing rose, also well adapted for outdoor growing, being a vigorous and healthy rose. Buds long and pointed, borne singly on long, stout stems, opening full and double. An excellent cut-flower variety, having excellent keeping qualities. A very vigorous grower, reddish-bronze foliage. The color is superb orange copper or golden orange, with a deep orange center. This rose creates a sensation wherever grown.



Ecarlate

Baby Ramblers

The Baby Rambler Roses are dwarf or semi-dwarf rose bushes producing immense quantities of flowers from June until Frost. They are a very hardy class and require but little winter protection to bring them through in good condition. We are offering the 2 year heavy plants, dormant, **55c each; 2.50 per five.**

Ellen Poulsen (Poulsen, 1912) (D. P.)—Dark, brilliant pink; large, full, sweet-scented and very floriferous.

Jessie or Red Baby Rambler (Merryweather, 1909) (P.)—Bright cherry crimson similar to Richmond in color and non-fading; claimed to excel all Baby Ramblers in beauty and color. Splendid for pot culture, shipping and massing; blooms constantly until frost.

F. J. Grooten-

orst—This is a

new type of rose

which might prop-

erly be called a

Rugosa Baby Ram-

bler. It is a cross

between Rugosa

and the crimson

Baby Rambler.

Imagine a shrub-

like Rugosa rose

covered with trusses

of crimson Baby

Rambler roses and

you will have a fair

conception of this

new hybrid variety.

It is not a rose that

you want to plant

with your bed of

Hybrid Tea or Hy-

brid Perpetual ros-

es, but it is valuable

as a plant as an iso-

lated specimen, in a

mass in an exposed

position, among

shrubs in the shrub-

bery border or for

an everblooming

edge. It is admir-

ably adapted for this last purpose. It is absolutely hardy and continues to bloom until late in the fall. **75c each; 5 for \$3.00; 10 for \$5.50.**

Madam Norbert Levavasseur, Baby Rambler or Crimson Baby

ambler (Levavasseur, 1903) (P)—The Crimson Rambler in dwarf form; with the same clear, brilliant ruby-red color. Hardy and healthy everywhere, attaining a height of twenty inches, and blooming in profuse clusters until frost, and throughout the winter taken in-doors.

Yvonne Rabier (D. P.)—The best white Baby Rambler, with full double flowers produced in great profusion. Splendid for bedding or edgings for borders. Forces well. Distinct and charming.



Double Rugosa Hansa H. R.

Rugosa Hybrid Perpetual Roses

Hardest of all roses; will stand the winter without winter protection. Blooms continuously from early in the summer until the ground freezes in the fall; will freeze up each season with an immense number of buds and blossoms. To get best results and the most flowers, cut flowers from them liberally as soon as in bloom.

Agnes Emily Carman (R)—Brilliant crimson; very free bloomer. **75c. Blanc De Coubert (Cochet-cochet, 1892)**—Flowers pure white, very large, nearly full, fragrant, growth very vigorous. **75c each; 3 for \$2.00.**

Hansa Rugosa—The description of the Conrad Ferdinand Meyer may well apply to this with the exception of the color. The flowers are crimson and especially fine. **65c each; 5 for \$3.00.**

Conrad Ferdinand Meyer—Early flowering Hybrid combining the monumental qualities of its Rugosa foliage with the blossom beauty and perfume of the Hybrid Perpetuals. Flowers large cup-shaped double, delicate silvery pink. Blooms throughout season. **65c each; \$3.00 per 5.**

Sir Thomas Lipton—The best pure white Rugosa rose. Strong and vigorous; grows four feet high. Flowers perfectly double, pure snow white fragrant. **65c each; \$3.00 per 5.**

Rosa Rugosa Red—This rose is perfectly hardy, is not only grown for the beautiful single red flowers that it produces in abundance in June, but for the beautiful foliage which the bush retains until early winter, and the red red apples in evidence throughout the latter part of the summer and early winter, which makes a striking contrast showing above the green leaves. Plants grow three to five feet tall. **45c each; per 5, \$2.00; per 10, \$3.90.**

Climbing Roses

Plants heavy two year No. 1, equal or superior to those offered by others or at least double our prices. We are able to make these prices on account of the large number we grow and sell each season.

Crimson Rambler—The famous crimson-cluster climber, so extremely effective when grown on pillars and trellises. Makes shoots 8 to 10 feet long a season. Flowers are produced, from ground to tip, in large pyramidal clusters of thirty to forty. **Each, 40c; per 5, \$1.75.**

Dr. J. F. Quinn, Gregory, S. D., August 29, 1925.

This is a photograph of a vase full of roses that I have all of the time throughout the summer. It has been full for two months now. I pick about three or four blossoms every other morning. No reason why we should fail to produce roses almost any place in the summer. Your plants are extra heavy.



Crimson Rambler Over Gate

Doctor Van Fleet—See inside front cover No. 8. One of the newer types of climbers which combines absolute hardiness with flowers large as in the Tea and Noisette class. This variety shows a mass of beautiful clustered buds, which open out into large, shapely flowers; delicate flesh pink. An admirable cutting variety with stems 12 to 18 inches long. **Each 60c; per 5, \$2.50.**

Dorothy Perkins—Clear shell-pink with flowers borne in clusters; full and double. This is without question one of the very finest of all climbing roses. **Each, 40c; per 5, \$1.75.**

Paul's Scarlet Climber—No other Rose, in any class, can compare with this for brilliancy of color which is maintained until the petals fall. The flowers, a vivid scarlet, are of good size, semi-double, very freely produced in clusters of from 3 to 20 flowers each on much branched canes, the plants being literally covered from top to bottom with bloom. It is of strong climbing habit and hardy. This is one of the most popular climbing Roses. **60c each; \$2.50 per 5.**

Queen of the Prairie—Bright rosy red; large, compact and globular flowers; bloom in clusters. Fine and a rapid grower. **40c each; 5 for \$1.75.**

Excelsa—Known as the Red Dorothy Perkins, a very valuable addition to our list of roses. Has intense crimson scarlet double flowers in brilliant clusters set in glossy shining foliage, and one of the handsomest of the red climbers. **45c each; per 5, \$2.00.**


Flower of Fairfield—A few years ago when the Crimson Rambler, the hardy beautiful red climbing rose, was introduced it went over the country like wildfire. Millions of them are growing in the United States today and producing thousands of flowers each. During their blooming period, which lasts two or three weeks, they are a mass of crimson flame. The Flower of Fairfield is equally as beautiful, but is a perpetual rose, blooming all summer. **40c each; \$1.75 per 5.**

Thousand Beauties (Tausendschoen)—The most sensational climbing rose yet introduced. A single cluster of flowers is a bouquet in itself. Blooms profusely from the beginning of June to the last of July. Individual flowers of graceful form. The color is the most delicate shade of soft pink, changing to carmine on reverse of petals when fully expanded. **Each, 50c; per 5, \$2.25.**

Yellow Rambler—Light Canary shade; clusters smaller, individual flowers larger than Crimson. **45c each; 5 for \$2.00.**

White Dorothy Perkins—Same as Dorothy Perkins, but pure white; best white climber. **40c each; 5 for \$1.75.**





Clematis Henryi

Climbing Vines


Are for the purpose of covering an unsightly object like a fence, outbuilding, or for the purpose of beautifying either the porch, summer house or other place. Consequently, you want hardy vines, with a rapid top growth, something that you do not need to take down in the winter. The hardiest and best of all of those that will stand the north are the Ampelopsis, Bitter Sweet, Beta Grape and Wild Grape. Those next in hardness would be the Honeysuckle, Cinnamon Vine and Clematis. In the north these can be planted on the south or east side of houses, and

come through the winter generally in good condition. When you receive these plants there may be a considerable length of vine. Do not try to save much of this because you will gain by cutting it back severely. There will also be considerable fine roots. See that these are spread out well in the hole; that the soil is well packed, and the tops cut back to within a few inches of the ground. You will then secure a very good growth of new wood and it will come through the winter in good condition. When you figure on planting to cover an unsightly object put your plants three feet apart in the row.

Ampelopsis Engelmanni (Engelmann's Ivy)—A type of the Virginia Creeper, but different in growth as well as foliage. It has much shorter joints, and very much smaller and thicker foliage. This is the only ampelopsis that is hardy and that will cling to brick, stone or plaster. It is a fast grower. Each, 25c; 5, \$1.20.

Ampelopsis Veitchi (Boston Ivy)—This is one of the finest climbers, we have for covering walls, as it clings firmly to the smoothest surface covering it closely with overlapped foliage, giving it the appearance of being shingled with green leaves. The color is deep green in summer changing to the brightest shades of crimson and yellow in autumn. Each, 55c; 5, \$2.50.

Ampelopsis Quinquefolia (Virginia Creeper)—Deeply cut leaves which turn to a beautiful crimson in fall; fine for covering trees, rocky slopes, walls, etc. Very hardy. Each, 25c; 5 for \$1.20.



Aquilegia

August and September, followed by silvery feathery seed pods. Each, 30c; \$1.50 per 5.

Clematis (Madam Edouard Andre)—Has been called the crimson Jackmanni. This plant is a strong, vigorous grower, very free in bloom, lovely flowers of a distinct crimson color. Different from all other varieties. Each, 75c; per 5, \$3.00.


Jackmanni Clematis—Well known, large-flowering blue Clematis, flowers almost violet with a rich velvety appearance, distinctly veined. Blooms from July until frost. Plant is hardy. Each, 75c.

Clematis Henryi—This is the finest of all large flowering white clematis. A vigorous grower and free bloomer. Flowers large creamy white with reddish chocolate anthers. Each, 80c.

Bittersweet (Celastrus Scandens)—Perfectly hardy rapid growth. Handsome, glossy foliage. Large clusters of beautiful orange-crimson berries that are retained all winter. The berries are in great demand for inside winter decorations. We do not know of any vine that is more satisfactory. It is exceptionally fine for trellises, porches. If you wish something to give a little color to your trees, plant one at the base of the shade trees. This vine seems to do better on trees than other vines. Each, 30c; per 5, \$1.25.

Honeysuckle (Scarlet and Yellow Climbing)—Very hardy producing large quantities of long, trumpet-shaped flowers; heavy, glossy leaves make them one of the most valuable of the hardy climbers. Each, 25c; 5, \$1.25.

Wistaria, Purple—This variety bears in great profusion large clusters of pea-shaped flowers, blooms in May and June. Hardy in sheltered locations. Each, 50c; per 5, \$2.



Virginia Creeper Covering a Well Tower at Mandan, N. D. The Best and Hardest Rapid Climber

Wistaria—These are a very popular vine and do well where they are grown in a protected spot, valued on account of their graceful climbing habits and the long panicles of flowers that they bear in profusion: The flowers are pea-shaped, bloom in May and June.

Wistaria, White—This variety is pure white sometimes tinted light blue. Each, 65c; per 5, \$3.00.

Beta Grape—A rapid grower, is very popular for covering walls, summer houses and porches; hardy. Each, 30c; 5, \$1.25.

Trumpet Vine (Radicans)—A robust, woody vine, twining with numerous roots, along its stems its orange-scarlet, trumpet-shaped flowers cluster at the tips of the branches. Each, 30c; 10, \$2.50.

Wild Grape—One of the best if not the best grape for covering porches, summer houses and arbors. Each, 20c; per 10, \$1.50.

Kudzu Vine (Pueraria Thunbergiana)—Large foliage and dense shade, growing 50 feet in one season. Flowers plentiful in August, rosy-purple. Each, 30c; 5, \$1.25.

Lycium Chinese (Chinese Matrimony Vine)—A general, utility hardy climbing vine that will overcome any obstacle in growth and flourish everywhere. Each new shoot produces handsome purple flowers, and later a prodigious crop of scarlet berries. Each, 35c; 5, \$1.40.

Honeysuckle (Halleana)—Color, an intermingling of white and yellow, extremely fragrant and most satisfactory. This is the variety most often found growing on porch trellises, or used as a covering. Each, 25c; 5, \$1.25.

Hardy Perennials

These plants are perennial, which means that they live for a number of years, but the tops die down each year after blooming. They bloom on the new wood that comes up the next year. When you receive them there will be more or less fine roots, and should be taken care of as you would a strawberry. The crown should not be covered more than 1 or 2 inches, depending on the plant. Give them good cultivation, come mulching, and they will repay you in the spring. The perennial plants are the most popular of all flowering plants; when planted once they are always there, living through the winter with little or no protection. In most cases the flowers increase as the plants grow older. The plants are all strong field grown.

The Early Achillea—Height, 2 feet, very best white flowered border plants, resembling Pompon Chrysanthemums. 20c each; 5 for 75c.

Aquilegia, Single Mixed (Columbine)—Plants are strong and thrifty. Flowers large and vary in color through charming tones of cream, pink, lavender, blue, white, red, etc., hardly any two alike. 20c each; 90c per 5.

Aquilegia Chrysantha (Columbine)—Bright yellow long spurred flowers. Very fine. Height, 3 to 4 feet. 20c each; 90c per 5.

A. Caerulea (Rocky Mountain Columbine)—Blooms from May to July. Height, 12 to 18 inches. Flowers are large and composed of five petals of bright violet-blue, with pure white corolla. Borne on slender stems, and sway and nod in the gentle breeze. Used for cut-flowers. 20c each; 5 for 75c.

Bleeding Heart—Blooms May to June. Height, 2 feet. Flowers pink and white; heart shaped. A well-known hardy perennial, producing its flowers freely in spring and early summer graceful, drooping racemes, sometimes a foot in length. **60c each; 5 for \$2.50.**

Coreopsis—Flowers deep golden yellow borne on stems 1½ to 2 feet high. Make very ce cut flowers. Plants succeed in any sunny location. **Each 20c; 5 for 60c; 10 for \$1.15.**

Golden Glow Rudbeckia—Grows 5 to 7 feet, and blooms from early summer until frost. lowers resemble golden yellow cactus dabbias. **15c each; per 5, 60c.**

Heliopsis Pitcheniana (Greek "Like the Sun")—Flowers are of a beautiful deep golden yellow, about 2 inches in diameter, of very thick texture and a useful cut flower. Grows about feet high. **20c each; 85c per 5.**


Gypsophila (Baby's Breath)—A beautiful plant, possessing a grace not found in any other perennial. When in bloom during July and August it forms a symmetrical mass 2 to 3 feet in sight, and as much through, of minute pure white flowers, forming a beautiful gauze-like appearance. When cut is exquisite in combination with other flowers. **Each 25c, 5 for \$1.00.**

Yucca Filamentosa (Adam's Needle)—This is a hardy evergreen plant producing long aces; a tall stock producing sometimes as high as 200 flowers of pure white; blooming period out June and July. The leaves remain green the entire year. A fine plant for sunny, exposed aces and for the lawn. **25c each; per 5, \$1.00.**



Hardy Fern

Hardy Fern—From the Black Hills of South Dakota we gather each year large quantities of hardy ferns in a number of varieties. These are specially valuable for the north and northeast sides of the house, along the north sides of fences, or where they are protected from the direct southern rays of the sun. They do well in shady, moist situations. We consider this one of the most satisfactory plants for the shady, cool places. **Large clumps, each, 35c; 5, \$1.50; 10, \$1.90.**



Yucca

Red-hot Poker, Flame Flower or Torch Lily

Tritoma. Hybrida—The introduction of new, continuous flowering Tritomas has given them a prominent place among hardy bedding plants. It is not generally known that they are readily grown from seed, many flowering the first year if sown early. The seed we offer has been saved from our own collection, which is undoubtedly the finest in this country. Of course for immediate results it will be better to get plants, but raising them from seed is highly interesting. **Each 25c; 5 for \$1.00.**

Hollyhocks—Bloom from June until September; height 4 to 5 feet. They are among the most handsome and ornamental of all garden flowers. They should have slight covering in winter. **20c each; 5 for 75c; 10 for \$1.35.**

Oriental Poppy—Far surpass in bloom all the annual and biennial kinds, and for a gorgeous display of rich and brilliant coloring nothing equals them during their period of flowering in May and June. Color, dark red. **Each, 20c; 90c per 5.**

Eualalia Zebrina—Leaves crossed every two or three inches by a band of yellow one-half inch wide about 4 to 5 feet high. A very pretty and showy plant. **Price each 20c.**

Phalaris (Ribbon Grass)—At all hardy grass with variegated foliage and a common plant in old-fashioned gardens. It thrives in almost any kind of soil or exposure. Stems 2 to 5 feet tall, with graceful, drooping foliage. **Price, 20c each.**

Platycodon (Japanese Bell Flower)—Form neat branched bushes of upright habit, 2 to 2½ feet high, producing their attractive blue or white flowers from July to October, deservedly one of the most popular hardy plants. **20c each; 90c per 5.**

Lychnis Chalcedonica—A very showy border plant. Flowers heart lobed stars of brightest vermilion, arranged in large flat panicles. Height, 2 to 3 feet. **Each, 20c; 5 for 75c.**

Delphinium Chinense (Larkspur)—A very pretty dwarf species, with fine feathery foliage and intense gentian-blue flowers in open panicles. **20c each; 90c per 5.**

Delphinium Formosum (Larkspur)—The old favorite dark blue with white center, 3 to 4 feet high very vigorous and one of the best. **20c each; 90c per 5.**

Delphinium, Tall English (Larkspur)—A fine strain from England. Plants are strong, vigorous, with large flowers on spikes two feet and over, the majority running in the lighter shades of blue. **20c each; 90c per 5.**


Dianthus Barbatus (Sweet William)—Charming, hardy plants, great favorites in every garden. Stems 12 to 18 inches high, flowers in greatest profusion in large, round top clusters. If the fading branches are cut away fresh ones appear at intervals all summer. **20c each; 80c per 5.**

Dianthus Plumarius (Common Grass or Garden Pink)—Thick tufts of handsome bluish-green foliage and pretty carnation-like, fragrant flowers. Very hardy and grows well anywhere. **20c each; 85c per 5.**


Gaillardia Grandiflora Superba (Blanket Flower)—Makes one of the most gorgeous and prodigious displays of all the perennials. Flowers often measure 3 inches in diameter on clean, 2 foot stems. A hard center of deep maroon is thickly bordered by petals of orange and yellow, strikingly ringed by circles of crimson, red and maroon. Poor soil will do, and a constant show is assured from June till frost. **Each, 20c; per dozen, \$1.70.**

Trailing Periwinkle, (Vinea Minor)—A hardy evergreen creeper, trailing close to the ground and forming a dense mat. Does well even under trees where grass will not grow. Useful for binding the soil on slopes or banks to prevent washing by rains. In Europe one sees them in cemeteries as borders for graves. The blue flowers contrast finely with the dark glossy, green foliage. Hardy most everywhere. **Price, 20c; each.**

Shasta Daisy—A rigorously selected mixture of Burbanks' new sorts, giving us different forms and much larger flowers ranging in shape from fully double to single, and in color from pure white to pale lemon yellow. Plants are extremely productive of bloom, making as spectacular a field show and as profitable a cut flower supply as any Hardy Perennial grown. **Each 20c; per 10, \$1.75.**



Tritoma



Phlox Hardy

Phlox Subulata (Hardy Mountain Pink)

An early spring-flowering type, with pretty moss-like evergreen foliage, which, during the flowering season, is hidden under the masses of bloom. An excellent plant for the rocky, the border, and invaluable for carpeting the ground for covering graves. Each, 15c; per 12, \$1.50.

Bulbs and Tubers

These will come to you as the names indicate — either as bulbs or as tubers. Some of them are hardy, which means that they can be left in the ground continuously. Others, not hardy, that must be taken up each fall and stored in a cellar where they will not freeze. Of the hardy varieties, the Day Lily, Iris, Peony, Phlox, Lily of the Valley and Japanese Lilies are to be left in the ground the year around. The Caladium, Tuberosa, Dahlia, Gladiolus and Cannas are to be taken up after frost in the fall, the dirt removed from them and placed in a cellar that would be suitable for keeping vegetables. They are to be taken out in the spring at planting time and planted out just as you did the year before. All of the bulbs and tubers, both hardy and tender, will be received by you ready for planting, and will all produce flowers or luxuriant foliage the first year. The Japanese and Day Lily bulbs should be planted about 18 inches apart. These will gradually thicken. Lily of the Valley, about 6 or 8 inches apart. Caladium, about 3 feet apart, as you grow it for the foliage only. Iris, 1 foot apart in the row. Dahlia, 2 to 3 feet apart in the row. Peonies, about 3 feet apart. Gladiolus, 8 to 10 inches apart. Cannas, if in beds, about 18 inches apart, for best results. Hardy Phlox, about 18 inches apart.

Iris

None of you will forget the hardy blue Iris that was used for borders from the door to the gate on each of the walks; a bed of it planted up close to the house and blooming the earliest of any of the flowers in the spring. There has been a wonderful change and improvement in the Iris; hundreds of colors and combinations of colors; hardly a color can be imagined today that you do not find in the Iris. The size of the flower and the plant has increased wonderfully, and this past season we had them in the nursery blooming at six inches high and some of the latest varieties standing fully five feet, and covered with immense blooms measuring 10 and 12 inches across. They are all perfectly hardy.

German Iris

No. 1 — Uppers bronze lavender, falls are penciled purple, tips of falls shading to lavender. 10c each; 5 for 40c.
Engberg — Uppers white, falls penciled or striped golden, fading to pure white. 15c each; 5 for 60c.
Florida — Uppers pale yellow, falls similar shaded slightly deeper yellow. Height, 12 inches. 12c each; 5 for 50c.
Her Majesty — Uppers pink, falls reddish purple penciled white. Free bloomer. 12c each; 5 for 55c.
Mad. Chereau — Uppers and falls pure white, heavily bordered with dainty blue. One of the most charming sorts. 12c each; 5 for 55c.
Mrs. H. Darwin — Uppers pure white, falls penciled daintily purple, tips of falls fading to pure white. Very fine. 12c each; 5 for 55c.
President Harding — Uppers rich dainty lavender, falls deeper lavender showing some yellow on falls near stem. One of the daintiest. Excellent Height, 24 inches. 20c each; 5 for 80c.
Johan DeWitt — Uppers lilac blue, falls purple daintily penciled with white near stem. Height, 20 inches. 12c each; 5 for 50c.
Walhalla — Pure yellow uppers, falls light yellow penciled reddish bronze. A very showy yellow Iris. Height, 18 to 22 inches. Each, 10c; 5 for 40c.

Siberian Iris

Hardest of all Iris, very strong, free growers, adapting themselves to any soil producing large quantities of blue and white flowers under the most adverse conditions from June to August. The foliage stands more erect and is finer than other Iris. Is a rich dark green throughout the season. On that account they are very valuable in landscaping.

Sibirica — Purplish-blue flowers, 3 feet high; useful for cutting. 15c each; \$1.50 per doz.; \$10.00 per 100.

Snow Queen — This new variety possesses all the merits of the type, differing only in color, which is an ivory-white. 15c each; \$1.50 per doz.; \$10.00 per 100.

Japanese Iris

Iris are truly wonderful, some standing 5 to 5½ feet high producing flowers as much as one foot across. Every shade of the rainbow is represented in the different flowers. Blooming in June and July after the German Iris are through. Ship in spring only.

Alba Plena — Pure white; very large, 40c each.

Blue Danube — Pure rich blue, velvety center, 35c each.

Gold Bond — A fine double, pure white with gold banded center. Each, 25c; \$1.00 per 5.

Firefly (Uii-no-Hotaru) — Deep purple, golden yellow center; six petals. 40c each.

Mahogany — Deep velvety, mahogany red. 45c each.

Orion — White, overlaid, and bordered maroon. 25c each.

Othello — Lavender-blue, veined white, white center; large. 75c each.

Victor — White, veined violet-blue, purple center; six petals. 30c each.

The Iris Trial Ground Mixture

This includes all of the Iris except Japanese. 10, 90c; 25, \$1.95; 50, \$3.50.



The Beautiful German Iris



Japanese Iris

Peony

At the first sight of the newly opened flower you have that feeling of awe and reverence that a young mother has at sight of her first born.

In getting up this descriptive list and peony guide, we feel that we are only doing what is expected of us by those of our customers who have already been willing victims to the lures of this most seductive and fascinating of hardy perennials. To our mind, there is no flower so well suited to our western country as this peony which, standing the severest cold of winter and almost unlimited neglect, produces such gorgeous blooms, and when given a little care and attention responding with blossoms of such perfect loveliness and fragrance as to thrill the soul of the true flower lover.

No matter in what direction your taste lies, if you appreciate any form of beauty you will find something to satisfy you somewhere among the infinite variety of colors and color combinations, the diversity of flower types, and the varying heights of the peony. Do you want large, voluptuous blooms eight to ten inches across, of a sensuous tropical appearance and possessing in unsurpassed exotic fragrance? Turn to the peony. Or do you wish for a delicate, airy flower, like a rosy pink cloud in the early dawn, fading away to a pearly gray edge? Again turn to the peony. Is it to be wondered at that we have so varied an assortment of blooms, each perfect in its own particular way, when we realize that for close upon a thousand and a half years the Tree Peony has been the recipient of the attention of the Imperial House of China, with all the care for artistic and dainty details that the Oriental can give?

In Europe the early history of the peony is lost in the maze of antiquity, with its bypaths of superstitions, fables and myths. One story tells that a certain ancient Grecian physician named Pæon, a pupil of Aesculapius, a famous doctor, miraculously cured the wounds of Pluto which he had received from Hercules. This cure caused the jealousy of Aesculapius and resulted in his secretly murdering Pæon. Pluto, however, was not forgetful of the benefits received, and following the prevailing fashion among Greek Deities, showed his gratitude to Pæon by turning him into the flower which

we now know as the Peony. Since then, various magical properties have been attributed to it.

Still, in spite of its antiquity, it is only within the last century and a half that the peony has been brought to its present state of perfection, the first definite steps in this direction being taken by M. Jacques, the gardener of King Louis Phillip of France. We want you to see them yourselves, watch them and care for them, and we know that once you have beheld the sheer loveliness of such a bloom as Marie Lemoine, like Oliver Twist, you will wish for more.

In stopping at Yankton, this summer, you will, just before you enter town from the northwest on the Milwaukee Road, go through the center of one of our peony fields. This field consists of 20 acres of the real fancy varieties and it is the show place of the whole country. We want you to watch for it from the right-hand side of the train as you come in. Just to the west of the peony field and adjoining it are more than 200 acres of our nursery ground.

The field of peonies by the railroad track is only one of our many fields; we believe we have the greatest assortment and the greatest acreage of peonies of any one, and we have all of the varieties that are worth while.

Peonies may be planted either in September and October, or in the spring-time, as you prefer, and should be planted liberally by everyone. Plant them in beds, rows or single specimen plants, and you will be surprised and gratified with the results. I cannot speak too highly or urge too hard that you plant peonies in quantities. Get an assortment of varieties, something that will cover the entire season with its wealth of colors.

As your train rushes through this peony field, and the eye passes from one variety and color to the next, you get that kaleidoscopic effect that is so pleasing, and you only wish the train would stop long enough so that you could gather arms full of these non-tours, beautiful fragrant flowers, and we want to assure you that you would be welcome to them.

The peony is one of the hardiest of the flowers. It will stand more grief and come out smiling, than almost any other plant or shrub. Their requirements are simple—the rich soil, the sunlight for best results, but will do wonderfully well in partial shade. When planted in the shade they should be staked, as they are apt to grow too tall. Then when the immense flower opens it bends the stalk to the ground and you lose the beauty of it. Once planted, they increase in beauty each year. Plant them so that the crowns or buds are covered with 2 1/2 inches of soil, press the soil firmly about them, keep the weeds and grass away from the growing plants, and you will have a wealth of flowers equal to or more beautiful than the finest roses, fragrant, and for cut flower purposes will keep from a few to 15 days in water.

We send out only the strongest of the field grown plants, 3 to 5 eyes. We are not asking the real fancy prices that some do for peonies but are offering them at the right prices, so that everyone should be able to have and enjoy this, the most beautiful of the flowers.



Visitors in the Peony Fields. Geo. W. Brock Family and Friends of Sioux City, Iowa

The 1927 Peony Weddings

The 1926 Peony Weddings were, of necessity, declared off. The immense fields of peonies threw their heads above the ground earlier than usual in the spring and bade fair to produce the greatest crop of beautiful flowers ever, but cold spells followed in rapid succession, temperature getting as low as 20 above zero several times in May and after the buds had formed. This killed the millions of flowers that were nearly out and the entire fields produced but a few hundred imperfect flowers. They have gained strength, however, for the 1927 crop and we again pronounce that we are open for entries in the Matrimonial game for the latter part of May or early June, 1927.

Do not be afraid to make your entries. These weddings are a feature of peony week in the Gurney nurseries and are handled as nicely as any church wedding could be.

Peony Wedding an Annual Affair—A National Famous Event!

Each year the month of June beckons flower lovers from all corners of the country to Yankton, S. D., where peonies and brides blossom forth to share the honors of "Peony Festival Week." This famous annual event has become a Gurney institution—in other words, a standing invitation to the public to share the beauty of Gurney Peonies and the merriment of a peony wedding festival.

The House of Gurney raises millions of peonies—among them many rare varieties. Every summer, field upon field of gorgeous blossoms toss their array of colors and their infinite fragrance before admiring audiences. And in the midst of this arena of bloom, on a sunshiny June day during "Peony Festival Week," brides and grooms exchange vows and receive the good wishes of the thousands who witness the happy ceremony.

Some time—better make it 1927—plan to arrive in Yankton while "Peony Festival Week" is on! The House of Gurney welcomes you!

The Gurney Seed & Nursery Company's peony week and annual peony wedding have been commented on all over the United States. Pictures of the peony-field, the crowds and the wedded couples have been used in Sunday colored supplements of the largest papers in the United States and always commented on in the nicest way.

We want at least a triple wedding for the peony fields in 1927. We furnish the Minister, the music, the flower girls, the flowers, and make your stay in Yankton just as pleasant as we can. If you have an idea of getting married make it a peony wedding, part of the wedding trip to Yankton, the city that appreciates and takes care of its guests.

This is a personally written page and is an invitation from Mrs. Gurney and myself that the brides come direct to our home on their arrival in Yankton where they will be entertained as our guest during their stay. You are cordially invited.

Mr. and Mrs. D. B. Gurney



Mr. & Mrs. De Lapp.

Just a few hours after they were married in the Peony field and immediately after the wedding dinner furnished in their home at Yankton.

New and Old and Exceptionally Good Peony Varieties

Each year we plant in the trialgrounds many new varieties of this beautiful flower. After they have been thoroughly tested, we throw into the trial ground mixture more than 90% of all those new varieties as being unworthy of further propagation. The other 10% are placed in the catalog as being the best of their particular color, size, fragrance and general desirability.

The following varieties on this page have not been listed by us before. Most of them are very new exceptionally fancy flowers, while others are of the older introductions, which up to the present time have not been equalled or surpassed. In buying from this page you will get varieties that you have not received from us before, and you will be well pleased with them.

Andre Lauries — (Crousse, 1884). Rose type; very late. Very dense compact globular bloom of the largest size. Color dark, tyrian-rose or solferino-red shading deeper in the center with red reflex; guards same color, occasionally splashed with green, center mottled with white. An all around good Peony. **Each 65c, per 5 \$2.50.**

Augustin d'Hour — (Calot, 1867). Syn. Marechal MacMahon. Bomb type; midseason. Extremely large, showy, perfectly built bloom; primary petals narrow and built up close and high. Color very deep, rich, brilliant solferino-red with slight silvery reflex; the largest of all red Peonies. Indispensable. This is as high class a Peony in its way as Felix Crousse, although they are entirely distinct and in no way conflict. It is a taller grower and larger flower than Felix Crousse. **Each 90c, per 5 \$4.40.**

Doctor Caillot — (Verdier, 1856). Semi-rose type; midseason. A grand flower, coming in large clusters; rich, fiery amaranthine-red. We doubt if there is a finer general purpose red. It will surprise you. Very free bloomer. **Each 75c, per 5 \$3.40.**

Eugene Bigot — (Dessert, 1894). Semi-rose type; late midseason. Large imbricated flowers of perfect shape, bright brilliant red with velvety garnet shades. Extra. **Each \$1.00, per 5 \$4.00.**

Flambeau — (Crousse, 1897). Rose type; midseason. Very free blooming variety of medium height. Large tufted bloom. Very large lively cerise, tipped white petals. Very pretty shade. **Each 76c.**

Fragrans — (Sir Joseph Banks, 1805). Compact, full flowers. Color solferino-red with slight silvery reflex; an old favorite. **Each 50c, per 5 \$2.00.**

Grandiflora — (Richardson, 1833). Rose type; very late. What shall we say of this veritable "Grand Flower". For this is the word translated. After spending three weeks with all the Peonies that had gone before, their vision of loveliness still freshly photographed on the memory, when this ethereally beautiful flower wafts into view, you seem to forget everything you have just seen of beauty and simply want to linger with its loveliness of form, drink in its languorous sweetness, so seductive, and dream of its enchanting colors until you are absolutely bewildered. Its immense double flowers are borne in greatest profusion. Color bright sea-shell-pink overlaid with delicate lilac and salmon-pink, so fairy-like it reminds one for all the world of huge butterflies hovering over the plants. No collection of



One of our Fifteen Acre Peony Fields in Bloom

A. M. Jackson, Mgr. Graceland Park Cemetery, Sioux City, Ia.

Oct. 5, 1926

I am enclosing check for \$234.00 covering the Peony invoice of October first. I want to thank you for your promptness in taking care of my order, and you may add to my spring order 100 golden Elder.

Peonies is complete without Grandiflora. It is a wonder. **Each \$1.25, per 5 \$6.00.**

Humei — (Anderson, 1810). Rose type; very late. Very large compact flower that is quite striking. Color cherry-pink, highly cinnamon scented; the only Peony that has this odor, which is indeed an added charm. This is an old standby being used largely for cut flowers as well as for landscape effect. **Each 75c.**

Jeanne D'Arc — (Calot, 1858). Globular bomb, developing a crown. Soft pink guard, creamy white collar, pink central crown, tipped carmine. Fragrant, free bloomer. Moderate strong grower. Early midseason. Very fine. **Each 45c, per 5 \$2.00.**

Karl Rosenfield. — Deep crimson, of wonderful clearness and brilliancy. This variety has become recognized as the leading commercial red peony. There is nothing that can approach it in quality at anywhere near the price. Unsurpassed for cutflower production. Early midseason. **Ea. \$1.00, per 5 \$4.50**

L'Ecletante — (Calot, 1860). Bomb type; midseason. Flowers very double and full; color deep, brilliant velvety-crimson. It makes a handsome plant, every flower standing up straight and erect well above the foliage. We think this one of the finest Peonies. Our sales of this variety the past season were upwards of ten thousand. **Each 80c, per 5 \$3.50.**

Livingstone — (Crousse, 1879). Rose type; late. Very full imbricated bloom; both buds and flowers are large and beautiful. Color pale lilac-rose with sheen of silver; very free sure bloomer in clusters; upright, erect grower; fine cut flower variety. One of the prize winners. **Each 60c, per 5 \$2.70.**

Madame Bucquet — (Dessert, 1888). Semi-rose type; midseason. Very pretty, perfect shaped bud and flower. Color velvety-crimson, almost black, very rich and magnificent; very free. All who see it insist on having it. Very attractive, brilliant variety. **Each 90c, per 5 \$4.00.**

Madame Forel — (Crousse, 1887). Rose type; late midseason. Enormous, very full double bloom; color glossy, deep pink with a silvery reflex known as the "Princess of Pink Peonies," a title it well deserves and proudly carries. Extra fine. **Each 60c, per 5 \$2.70.**

Madame Mechin — (Mech, 1880). Medium size, compact, semi-rose type. Deep purple-garnet. Medium tall, medium habit. Early midseason. Good variety. **Each 70c, per 5 \$3.00.**

Marie Deroux — (Crousse, 1881). Rose type; late. Large compact, imbricated bloom of flat shape; color flesh-pink, bordered milk-white; blooms in clusters; fragrant. **Each 60c, per 5 \$2.70.**

Meissonier — (Crousse, 1886). (Syn. American Beauty.) Bomb type; midseason. Very brilliant crimson; full double flowers on stiff, wiry stems; the stems may sometimes have short crooks in them but they are never weak. The coloring is wonderfully rich and brilliant. In the Chicago cut flower markets this Peony is known as the American Beauty Peony on account of the resemblance in color to the Rose of that name. A grand cut flower. **Each 75c, per 5 \$3.40.**

Red Cross — (Hollis, 1904.) Rose type; midseason. This is a charming red flowering Peony with large double flowers of a beautiful wine colored red; much admired. **Each 90c, per 5 \$4.00.**

Rhoda — (Terry, 1902). Bomb type; midseason. Beautiful bright crimson, perfect form; free bloomer. Fragrant. A very fine variety. **Each \$1.25, per 5 \$5.25.**


Rubra Superba — (Richardson, 1871.) Magnificent, rich, brilliant, deep crimson, without stems; very large, full and double; highly fragrant, and the best keeper of the whole family. It is decidedly the best late black; absolutely indispensable to any fine collection. **Each \$1.00, per 5 \$4.75.**

The Bride — (Terry, 1901.) Bomb type; early midseason. An informal flower; lilac-white guards and milk-white center. Extra good for landscape work. **Each 50c, per 5 \$2.00.**

Triumph d'Eposition de Lille — Hydrangia pink splashed with crimson dots. Beautiful coloring, good for any purpose. Early midseason. Each 70c, per 5 \$3.00.

Mrs. August W. Nelson, Cook, Nebraska.

Send me your Peony price list again this fall. I want more of your Peonies. The plants from you have reached perfection with me. They are the most heavenly flowers grown.



Mrs. Walter Miller of Bew, Montana sends us this snapshot of one of her lilacs, grown on Montana dry land, no irrigation. Lilac stands four feet and spreads five feet, eight inches. This photograph was taken on June fifth when the lilac was in full bloom.

She also sends some photographs of beautiful rose bushes. She undoubtedly, has a good lot of Peonies at the proper time. There is no reason why anyone should go without plenty of flowers to brighten the home and surroundings, no matter where they may live.

Peony—Continued

Ambrose Verschaffelt — Crown type with fine pink outer petals and their center. Crown high, flowers of medium size. Later it turns a fine licate pink over all. Good rich green foliage. **40c each.**

Avalanche — Crown type; late mid-season. It has taken some people number of years to tumble to the fact that this is a first-class Peony. This magnificent variety opens like a rose bud. Color pure snow-white, with a delicate penciling of carmine on the edge of the central petals; very laxy and chaste; fragrant. One of the most superb Peonies, in fact it is surpassed by any other white Peony. The variety *Albatre* is identical with *avalanche*. **Each, 80c; per 5, \$3.50.**

Baron James de Rothschild (Guerin 1850) — Medium size, crown pe. Guards and very wide crown petals, pale lilac rose narrow cream white petals, fragrant, vigorous, medium height, free flowering, mid-season. **Each, 60c; per 5, \$2.35.**

Cherry Hill (Thurlow, 1915) — Semi-rose type; mid-season. Very deep red, yet with a sheen which makes it especially noticeable in a collection. Young plants some stamens are usually visible. Stems long and stiff. Ever medal Massachusetts Horticultural Society and "Very highly commended" by American Peony Society. The stock of this variety is very limited. **Each, \$9.50.**

Couronne d'Or (Calot, 1873) — Semi-rose type; late mid-season. This the famous Crown of Gold. Immense, very full, imbricated ball-shaped bloom. Solid and compactly built from edge to center. Color, snow-white, fleeting golden-yellow stamens that show through the petals when looking the flower from the side. These stamens light up the whole flower with a glow that is simply indescribable and which suggests the name "Crown of old." **Each, 75c.**

Cream Variegatis — Semi-rose type. A fine delicate pink over all, with a few dark red blotches in center. Flowers borne on long stems. **60c each.**

Delicatissima — Rose type, flowers large, profuse bloomer. Deep pink or light red over all. This is a very desirable early peony. It is noted for its hardness and profusion of bloom under all conditions. **50c each; 1.00 per 5.**

Duchess de Nemours (Calot, 1856) — Crown type; early. Blooms several days after *Festiva Maxima*. Superb, cup-shaped, sulphur-white flowers with greenish reflex that lights up the entire flower; gradually changes a pure snow-white without spot or blemish. In all Peonies there is nothing so exquisitely chaste and beautiful as this variety in the half open bud state. In growth it is entirely distinct, being upright and branching. Certainly a grand Peony. Fragrant. **Each, 70c.**

Duchess D'Orleans — A good medium-sized pink with long stems. Fragrant. Late. **Each, 35c; \$1.50 per 5.**


Elizabeth Barrett Browning (Brand, 1907) — Rose type. Prize Peony. Very late foliage strikingly large and glossy, a tall commanding white, equalled by none of its color. When first opening the faintest blush of the sea-shell pink, lower side of guard petals splashed with dark crimson and green. First row of guard petals one and a half to two and a half inches long, crimson markings on upper edges and sometimes on side of large petals inside of cup which is broad, often six to seven inches across, crimson stripes seen on lower side, corolla loosely full. A pure white of the most attractive form and quality. When in bud, of astonishingly great, cosmic grandeur and unfolding loveliness. One of the most delightfully fragrant Peonies ever created. It most closely resembles the alternating glow and shimmer of the early morning pink and red preceding aurora. It is the Queen of Peonies. **Each, \$8.00.**



"Elwood Pleas"

L'Esperance — Bomb type. Light rose color and flowers large. Fairly early. Hardy and profuse. Should be in every garden. An old favorite. **50c each.**

Elwood Pleas (Pleas, 1900) — (Synonym *Lost Treasure*.) Rose type; late mid-season. Let Mrs. Pleas describe this wonderful flower: "I claim this is my Peony King. It has the advantage of travel and notoriety, of having been sold for a higher price than any known Peony. It never fails to open six to nine huge flowers on each stem, holding them erect during rain and storm. It bears all the rivalry possible without adding a blush to its delicate beauty. Of largest size, flat, full, double, light shell-pink gradually changing more beautiful and remaining in bloom a long time." Scarce. **Each, \$3.80.**



Another Field of More Than Ten Acres of Peonies
Those shown prominently in the center are *Festiva Maxima*

Euphemia — Semi-double type. Flowers very large, borne in clusters. A beautiful pink over all. The yellow stamens are interspersed among the large wavy petals. **40c each; \$1.80 per 5.**

Edules Superba — Very large, round and fluffy flower; bright rose pink with silvery reflex and crinkled petals, giving it a most charming mottled appearance. One of the earliest and best. **Each, 30c; 5 for \$1.25.**

Edouard Andre (Mechin, 1874) — Dark velvety crimson. **70c each; \$3.00 per 5.**

Festiva Maxima — Undoubtedly the finest white Peony in existence. Mr. Harrison says: "This flower has reached the ultimate beyond which we cannot go. Here at the door stands *Festiva Maxima*, white as the soul of the Madonna, with now and then a blood drop, as though the iron had sometimes entered her heart. What a marvelous flower." It is a flower of wondrous beauty with clear carmine spots on center petals, of enormous size, measuring 7 or 8 inches in diameter. It has held first place in the peony world for over 60 years. **Each, 50c; 5 for \$2.25.**

Frances E. Willard — Prize Peony. A perfectly formed flower. Petals of varying sizes form a very large rounded flower often having a raised cup-shaped center enclosing golden stamens. Opens an exquisite bluish white with an occasional carmine touch, changing on the lawn to a pure white. As a cut flower it remains a pinkish cream. Although delicate in appearance, it is of good substance; an excellent cut flower. Altogether it is a wonderful combination of strength and delicacy; the best flower of its type yet produced. Mrs. Crawford says of it: "I cannot describe the effect fifty or more plants with from twenty to thirty big blooms had on me when I first saw them. A specimen plant on the lawn had forty to fifty blooms. Such a display of nature's colors is seldom seen." **Each, \$3.40.**

Francis Ortegat — This variety was originated in 1850 and still holds a high place among many peony fanciers, producing deep crimson flowers well above the foliage. Medium to large. Strong grower. **Each, 70c; 5, \$3.00.**

General Hooker — Rose type. Deep, rich red. Large flowers, profuse bloomer. Huge, full and heavy, extra fine. **85c each.**

Golden Harvest (Rosenfield, 1900) — A beautiful tri-colored bloom of peach-pink, golden-yellow and paper-white. Elegant. **50c each; \$2.00 per 5.**

Iceberg (Crown Type) — Creamy white over all. A fine early white Peony. Flowers come in big clusters. **Each, 55c; per 5, \$2.00.**

Jubilee — The flower is the largest size, often eight to nine inches in diameter, of the purest white when fully blown. **Each, \$5.00.**

La Coquette — Guards and crown light pink, color rose-white, center flecked carmine, fragrant mid-season, produces lots of flowers. **Each, \$1.25; \$5.00 per 5.**

Louis Van Houtte (Calot, 1876) — Very fine, shapely bloom; medium to large flower; color bright violaceous-red of dazzling effect. **Each, 65c.**



Edwin Pflaum, Wyoming Co., Da. 6, N. Y.

I am enclosing a photograph showing the Peonies which I purchased from you. These are just coming into bloom. Notice the immense number of very large buds.

Le Cygne (Lemoine, 1907)

Rose Type; Mid-season — This was appropriately named when it was christened "The Swan." Those who visited the Peony show in 1908 at Paris say that Le Cygne was easily the grandest white flower that they ever beheld. With us it grows about two-thirds as tall as Festiva Maxima, with good, stiff, rigid stems; foliage the darkest green of all Peonies; buds borne in clusters. Very large, perfectly formed flowers with broad imbricated petals. Color, creamy-white with a greenish luminosity at the heart, passing to a clear paper-white with age. The globular, compact type of bloom of this variety makes it easily distinguishable from all others. Unquestionably the finest of all white Peonies. Easily scores the six points of excellence. Has the true June rose fragrance. In the American Peony societies' voting contest on the newer Peonies Le Cygne, out of a possible 10, scored 9.9, receiving the highest score of all. **\$8.00.**

(Longfellow Brand, 1907)

Prize Peony — A bright crimson with a cherry tone. Perhaps the most brilliant of all the red Peonies. A circle of golden stamens surrounds the central mass of petals, while the outer petals are slightly reflexed. Its erect habit, vivid color and long season give it rare value either for home grounds or for landscape gardening on a larger scale. A fine companion for Frances Willard. Of equal height and blooming at the same time, they form a beautiful contrast. The most brilliant prize winners. **\$4.00.**


Lord Kitchener (Renault, 1916)

Rose Type; very early — A most beautiful flower, well filled out; of a brilliant cherry-red color, most dazzling hue; very free bloomer, lasting well. It is the earliest of all Chinese Peonies to bloom, therefore is very valuable, said to bloom almost as early as the Officialis family of Peonies. **\$1.50.**


Madam Calot (Mielez, 1856) Rose type; early. Large convex bloom. Hydrangea - pink, center shaded slightly darker with a somewhat sulphur tint in the collar.

This Peony has three distinctive qualities over all other varieties. First, it blooms any and every year, never failing; second, it produces more flowers than any other Peony ever introduced; third, it is most fragrant of all Peonies, the perfume being delicious. In the above three points Madame Calot stands pre-eminent. Then again it is the earliest light-colored Peony, blooming with us at Decoration Day right along with Edulis Superba. Probably the most useful all-around Peony we grow. Simply a wonder. **Each 65c; Per 5, \$2.50.**

Madam Duclé — Very large globular bloom of soft pink with silver reflex. Very free bloomer and strong grower; early. **70c each; \$3.00 per 5.**



Lord Kitchener



Virgin Mary 1.75 Each

Marechal Valliant — Large light red flower, long stems; late. **70c each \$3.00 per 5.**

Marie Jacquin — What shall we say of this large, glorious flower. Color glossy rosy-white, with rose tinge on buds with a great wealth of golden yellow stamens in the center which give it a very chaste and elegant appearance. When first planted the blooms come single, but after becoming established it is semi-double. The flowers of this charming variety suggest our native white Water Lily, fragrance very rich and languorous. **Each 55c; \$2.00 per 5.**

Mary Halley — Bomb type. Flowers large, a deep crimson over all Showy. An extra good bloomer. **40c each; \$1.80 per 5.**

Mary Brand (Brand, 1907)

Prize Peony — A vivid crimson with a silky sheen that gives it a wonderful brilliance. The golden stamens are scattered through the center of irregularly fringed petals. The description of an individual flower gives but a slight idea of the beauty of the growing plant. The single flowers are often immense many of the strong stems bear three or four large blossoms. The plant which is of medium height, is often a mass of crimson bloom. Probably the best dark red Peony in cultivation, for lasting effects as a cut flower as well as in the garden. **\$3.00.**

Marie Lemoine — Rose type, very late. The flowers are enormous and massive, often eight to ten inches across. Color, ivory white with occasional narrow carmine tracing on edge of some petals. The gigantic blooms come very late on stout, erect stems, standing well above the foliage. A sort the peony enthusiast raves over, and well he may. **90c each.**

Marie Sloan — Full deep rose, lighter shading towards the tips. Early and profuse bloomer. Good and showy, producing a grand water lily effect **40c each; 5 for \$1.80.**

Mrs. Douglas — Crown type. Flowers large. Shell pink, the inner petals a fine cream color. Center or crown, pure white, blotched here and there with a deep claret or wine color. **50c each; 5 for \$2.00.**



Monsieur Martin Cahuzac

Monsieur Martin Cahuzac

Semi-rose type; mid-season. Large, full, massive, well formed flowers; a perfect solid ball of deep maroon with garnet hues and brilliant black luster. Some claim the darkest Peony in existence; good, erect habit; free bloomer. In great demand by those who are making collections to include all shades, and want the extremes. A variety of surpassing merit. Extraordinary. This is an entirely different shade of maroon from that of Midnight. They are both marvelous varieties. **\$2.50.**

Monsieur Krelage (Crousse, 1883) — Semi-rose type; late mid-season. Deep currant or solferino-red with amaranthine center. The French hybridists evidently spilled their paint pot after producing this superb variety as there is nothing in Peonies of its color. Large flat flowers as big as a plate. Perfect in outline. Grand in every way. **Each 95c; per 5, \$4.50.**

Staale Henderickson, Coteau, N. D.

This is a photograph of myself and two sons, standing beside an Opatá Plum tree. Tree is less than four feet high and so loaded with Plums that it looks more like a grape vine than a Plum tree. Who says we cannot produce fruit in abundance in North Dakota?



Nigracans — Beautiful dark red, producing flowers well above foliage. Fragrant. A high class flower. **Each, \$1.25; per 5, \$5.00.**

Officinalis Rubra — A large round bloom of vivid crimson, this is the old deep bright red Peony of the old time garden. Earliest of all good Peonies. Very desirable on Decoration Day. The red "Piney" of our Grandmothers' gardens. As good as the new varieties and earlier. Nothing to take its place. **Each, \$1.00.**

Plentiful — Anemone type. Pink petals; profuse bloomer. Early and fine. A great show when the plant is in bloom. It truly suggests its name "Plentiful." **Each, 40c.**

Reine Victoria — Bomb to crown type. Fine pink over all with darker blotches in center and also having some lighter tufts. **Each, 45c.**

Sarah Bernhardt

"The Divine Sarah" (Lemoine, 1906) — Semi-rose type; late mid-season. The strongest growing of all Peonies without exception; flowers of remarkable size and freshness in huge clusters, full and double, of unusual perfection of form; extremely large petals that are imbricated, twisted and fluted; color apple blossom-pink with each petal silver-tipped, giving appearance of a distinct border of pure white; fragrance agreeable and penetrating; magnificent. Do not confound this with Dessert's Sarah Bernhardt. This is distinct from all other Peonies. Easily scores the six points of excellence. M. Westland says: "I wish all Peonies were like Sarah Bernhardt. It always blooms. It is the queen of all. It has no faults." **\$2.50.**



Edulus Superba Each 30c

Solange (Lemoine, 1907) — Rose type; mid-season. Simply a marvelous flower, and it is really difficult to speak in temperate terms of its wondrous beauty. This Peony without exception is the most unique color of all varieties, having the Havana-brown color more pronounced than in the other two sorts that possess this shade. We would say a reddish-brown. Full, globular flowers with a compact crested tuft in the center. Color rare and undefinable, deep orange-salmon or Havana-brown at the heart overlaid with a delicate, tender reddish-brown. A variety that is both certainly bewitching and sweet. Easily scores the six points of excellence. **\$4.00.**

Solfatare (Caiot, 1861) — Guard petals snow-white; center sulphur-yellow, changing as the flower ages to pure white; all the petals are wide. This we consider an extra fine peony. **Each, 40c.**

Terry's Yellow — Outer petals cream, center yellow fading to lighter yellow. This is the nearest yellow of any peony on the market. **Each, 60c; 5 for \$2.75.**

Tri-Color Grandiflora — See color picture. This variety produces a medium to above medium size globular flower. Each stem bears one or more beautiful three colored blooms. One of the best varieties. **Each, 65c; 5, \$3.00.**

Therese (Dessert, 1904) — Rose type; mid-season. This is a queen amongst queens, a veritable bell. One cannot say too much in praise of this variety. Color rich satiny-pink with glossy reflex of enormous size. Mr. A. P. Saunders, writing about the recent New York Show, says: "As for Therese well, when you see a bloom down the table and think to yourself there is something really grand, it is almost always Therese." In the voting contest, out of a possible ten, Therese scored 9.8, being beaten only by Le Cygne with 9.9. **\$4.00.**

Victor — Deep pink very solid color; crown type; good stems; mid-season. **Each, 50c; 5, \$2.20.**

45 Venus (Kelway, 1888) — A delicate shell-pink; extra for cut flowers. **Each, 70c.**

Virgin Mary — Most beautiful white flaked with red. Rose type. **Each, 1.75; 5 for \$6.75.**

William McKinley — Crown type; guards open, shell pink fading to purest white; center purest ivory white; mid-season. Above medium size. A fine medium sized white peony. **Each, 60c; 5 for \$2.75.**

Youth and Beauty — Crown type. A large and magnificent flower of a delightful pure delicate pink. **Each, 45c; 5 for \$2.00.**

Single Varieties Peonies

- Single Pink** — Rich pink; large; early and profuse. **25c each.**
- White** — Pure white and large, early and profuse. **25c each.**
- Single Red** — Large and beautiful, showy; early; long stem. **25c each**

Our Trial Ground Mixture

In our trial grounds we try out thousands of different varieties of bulbs, plants and trees, just a few each of all the varieties that we grow and are really the choicest of anything in the nursery. At the end of each season these are dug and placed in our trial ground mixture and this season we are keeping them out of the mixture and are going to offer them to our customers at low prices, so you may have a lot of flowers specially at a reasonable price and get the very best.

- Collection No. 1— 5 plants..... **\$1.25**
- Collection No. 2— 10 plants..... **2.25**
- Collection No. 3— 25 plants..... **5.50**
- Collection No. 4— 50 plants..... **9.50**

Special prices on our Trial Ground Mixture of Peonies to cemetery associations, Park Boards, and other organizations who wish to purchase these to improve their Church Property, or City.

We will furnish 100 of our Trial Ground Mixture of peonies at a special price of \$14.00 per hundred. These must be ordered by one of the officers of the organization in order to get these special prices. A full 100 must be ordered to get these special prices.

Henry Spitzbergen, Moddersville, Mich.
The pound of Rainbow Flint seed corn gave me eight shocks of corn, 2½ bushel baskets per shock. This corn was planted 3½ ft. apart in the row, 35 hills per row, average length of ears from 12-14 inches.
The Bugless Potatoes are always nice big potatoes, not a hollow one and quality is fine.
Malakhof Sweet Corn takes the lead of all sweet corn with me. Earliest, highest quality.



Eight New Varieties of High-class Apples and Crabs


On the opposite page, we are showing in colors these new apples and crabs—many of them never offered before; others offered by us possibly for the last two or three years; all of them equal to or better than, earlier varieties of the same season. Most of them produced in a scientific way by Professor Hansen of the South Dakota station; others, by the Minnesota station and two of our own introduction. These varieties have all been given a thorough try-out in our Trial Ground Orchards and above all else, they have proven harder than other trees.

In order to enhance this hardiness, we have grafted or budded them on the *Pyrus Baccata* root of Siberia. An apple tree cannot be any harder than the root. If the root is killed, the tree dies and root-killing has destroyed millions of trees in bearing orchards after people have gone through all the labor and waiting time to produce these.

By the introduction, by ourselves, of this Siberian *Baccata* root, we have eliminated root-killing and now a hardy tree is assured a long and profitable life without fear or danger of the root—the vital part—failing to do its part.

These eight varieties are offered in one year old trees only. The root, however, is three years old, which gives you the most desirable root system and I consider it the most desirable tree to plant. The price of these is: **65c each; 5 for \$3.00; 10 for \$5.80; or one variety each of the eight for \$4.80; 2 collections for \$8.00.** These will be packed in the very best Gurney style and sent to you, transportation charges paid.

Gurney's Improved Delicious Apple



This is not a new variety of Delicious but a direct descendant of the original apple tree that later had its name changed to **Delicious**. The description of the Delicious is almost unnecessary as it is one of the greatest market apples in existence. This has been caused, in part, by the immense amount of advertising that has been given this but mostly on account of its high quality. The fruit is large, of excellent quality, very fragrant and considered best. Skin, dark red shaded to yellow. The Delicious, under its old name, originated in Iowa more than 20 years ago and the original tree still stands, an annual bearer. It is considered of the second degree of hardiness.

The Gurney improvement, is placing it on the hardy *Pyrus Baccata* root, makes it possible to grow and produce Delicious much farther north of where they have been produced previously.

Add the Delicious to your order of above eight apples and crabs, adding **40c** for a single tree; **10 of them for \$3.50; 50 for \$14.00; 100 for \$26.00.** If you want a larger sized Delicious, we can furnish them at the prices in the apple section of the catalog.

Caramel Apples

A seedling from mixed seed of choice, standard northern apples. One of Professor Hansen's new apples and like the others of his offered on this page, will increase the debt of the Northwest to Professor Hansen for the production of these choice fruits that can be grown where apples could not be grown before. This apple is fully medium size, 2 3/4 inches in diameter, season—early winter. Color—yellow covered with red stripes, evidently has *Famuse* blood. Flesh—snow-white, sweet, excellent quality. It promises to be the best winter sweet apple of the highest quality. The name "Caramel" is given because it is a sweet apple.

Malinda

This beautiful apple is one of the heaviest bearing, longest keeping and hardest winter apple that can be grown in the North. The flesh is yellowish white, firm, juicy, mildly sub-acid with sweet after taste. The season is late winter and can be kept until May.

These trees are extremely hardy and come into bearing early in life, producing a full annual crop. It is considered the best of the first hardy winter apples. We are placing it in the Home or Family Orchard, so that you will have apples for the entire season.

Gurney's Viking

Many years ago, we had sent to us by one of our customers in the Scandinavian countries a number of apple scions. These were top-worked in the Trial Grounds Orchards and they were gradually eliminated for various causes until only one remained. We have propagated this in various ways and it has stood the test of time. It is exceptionally hardy, four or five year old wood being cut through appears in perfect condition from the white pith of the heart to the last year's growth and bark on the outside. It is a rapid-growing tree, extremely large leathery, healthy foliage and produces a fine crop of very large apples of good quality. Color, mostly deep red though partly striped over a green background, making it one of the most attractive apples. Season—fall. The coldest winters will not damage this tree in any way. An early bearer.

Anoka Apple

Introduced 1918 by Prof. Hansen at Brookings, S. D. before fruiting as South Dakota No. 2. Now given the name Anoka, a Sioux Indian word meaning "on both sides." It is a seedling of Mercer (fluke) wild crab grafted on Duchess. This tree has borne heavily in 1918 and 1919. The fruit is two and one-half inches in diameter, round, Duchess type of coloring, flesh white. Season, September. I am pleased with the early and heavy bearing of this variety under propagation. I believe this apple is destined to wide popularity as it bears even on young nursery trees.

In the spring of 1920 four trees of Anoka apple, one year buds on seedlings of Siberian Crab, were sent to the Experiment Station at Fargo, North Dakota. Under date of December 2, 1922, Professor A. F. Yeager, Agricultural College, Fargo, North Dakota, reports on these trees as follows:

"This spring two of the four trees blossomed, one produced 23 apples, the other 26. Practically all the fruit was set from lateral buds. Upon examination this fall it seems that all four of the Anoka apple trees have a lot of lateral fruit buds showing. The trees are not yet as high as one's head and were scarcely four feet high last spring. They began ripening about the 15th of August. The apples are medium to above medium in size, but somewhat larger than Duchess. They are oblong in character. Our specimens showed very little color. The flavor seemed to be very similar to Duchess."


This tree has proven an early bearer wherever tried out. First degree of hardiness.

Haralson

Originated on the Minnesota fruit breeding farms and named for Mr. Haralson who was at that time in charge. Minnesota is producing many new fruits of fine quality that are designated to assist materially in the growing of more fruit in the Northwest. This Haralson is a winter apple of the first degree of hardiness. A good keeper and of excellent quality. It resembles, to a considerable degree, the Wealthy apple which is pre-eminent in its place as a fall apple. The Haralson may be the winter—or the late keeping apple—with all of the Wealthy qualities of hardiness, early bearing and high quality of fruit.

Harold Ketchum, Minnehaha County, Sioux Falls, S. Dak., March 3, 1926.

I am enclosing a picture taken by the Sioux Falls Press camera man. Two Coles Early of extraordinary size, one weighing 37 pounds and the other 41 pounds. The boy is the son of the camera man, and I think you could well term this picture, "Three Sweethearts," instead of "Two Sweethearts," the picture you are now showing in your catalog. I raised a lot of Kleckley's Sweets in spite of the dry weather. I wrote you in the spring that we were having a lot of trouble with cutworms. You advised the Paris Green and bran remedy; I tried it and it worked well. Cutworms were killed immediately.



Gurney's Seedless Crab

Discovered by us in the Badlands of western South Dakota, growing back of a homestead shack and producing an abundance of crab apples about 1 1/4 inches in diameter, long stemmed; yellow background, striped red, of high quality almost perfectly seedless crab apple. We cut hundreds of these and out of a lot found but two or three bearing a single seed. The rest were seedless and have proven to be since that time in our Trial Ground Orchards.

We made arrangements with the homesteader to secure a supply of scions and we have propagated this as rapidly as possible. It has proven perfectly hardy, a heavy annual bearer of high quality fruit that is especially valuable for pickles and preserves on account of it being seedless.

Dolga

Another of Professor Hansen's. A cross of something with the *Pyrus Baccata*. It is an oblong crab of real beauty and peculiar lemon-acid flavor—entirely different from any other crab and far superior to any other crab for jellies; producing a transparent bright-red jelly of high quality.

The color is a beautiful red, solid over the entire fruit. The tree is a thing of beauty at blooming time with its large white flowers and later with its ropes of large, dark-red fruit. At a distance, when the crabs are maturing, the tree appears to be covered with beautiful flowers. The heaviest bearing crab apple we have and one of the first degree of hardiness.

A Family Orchard

Just a few trees properly selected, planted right and cared for, producing quantities of fruit of that delicious quality that calls for more.

Yellow Transparent

Earliest summer. This is the best of the extra early apples, being excellent for culinary and dessert. It ripens earlier than the Early Harvest fruit medium to large. Tree moderate grower, very hardy, healthy, comes into bearing very young. Imported from Russia by the United States Department of Agriculture in 1870. Skin thin, tender, smooth, waxy, pale yellow, changing to an attractive yellowish-white. Flesh white, tender, juicy, with a pleasant flavor; good to extra good. First hardiness.

Mrs. A. H. Silway, Melstone, Mont.

I am enclosing some photographs taken from crops grown on our homestead produced from seed purchased from you. The Oats in the photograph are Swedish Select and made 70 bushels per acre and tested 42 pounds, grown on dry land.

The corn made 47 bushels per acre.

Says the hen with a blistered toe,

It does beat all bow fast they grow.

I've worked all day in a blistering sun,


The damage is "nit" that I have done.

I've killed out nearly all the weeds,

But can't on a bet destroy Gurney Seeds,

The Home Apple and Crab Garden Collection

*Produces Fruit
Always*




NEW HARDY APPLES AND
CRABS ON HARDY BACCATA
ROOTS, one each, eight varieties.
One-year heavy, \$4.80, two each
\$8.00. Two-year heavy, one each
\$5.20, two each \$9.00."

- | | |
|-------------------|----------------------|
| 1 Anoka | 5 Doiga |
| 2 Carmel | 6 Mainda |
| 3 Haralson | 7 Gurney's Seedless |
| 4 Gurney's Viking | 8 Yellow Transparent |



BUCKTHORN



BARBERRY
THUMBERGII



TARTARIAN
HONEYSUCKLE

BUCKTHORN, 18-24 inch
\$7.75 per hundred


BARBERRY THUMBERGII,
12-18 inch. \$13.00 per hundred

TARTARIAN HONEY-
SUCKLE, 2-3 feet
\$20.00 per hundred

PURPLE LILAC, 2-3 feet
\$20.00 per hundred

SPIREA VAN HOUTTEI,
2-3 ft., \$20.00 per hundred

CARAGANA ARBORESCENS,
2-3 feet \$7.00 per hundred



“HEDGES—Properly placed are the
frame of the beautiful picture
‘Home.’ Every homestead,
whether a town lot or a large
acreage, has a suitable place for
one or more hedges. The kind
or variety can best be deter-
mined by writing us, giving
your location, size of grounds
and surroundings as nearly as
you can. A hedge may last a
life time, so that expert advice
given by us free, is necessary
that you get started right. We
welcome inquiries.”

PURPLE LILAC



SPIREA VAN HOUTTEI




CARAGANA
ARBORESCENS

Hedge Plants

The demand for good hedge plants has increased rapidly each season, especially in the older communities where they have disposed of the various unsightly fences surrounding and dividing the properties. There are so many places that hedge plants can be used, not only for beauty but for usefulness as well. We shall name a few of the plants to be used for special purposes. For the rear of the town lots the Lilacs, Honeysuckles, Russian Olives, Mulberries and Buckthorn may be used. For dividing the properties, Spirea Van Houttei. The Barberry Thunbergii and Buckthorn are excellent along either side of a drive. The other hedges offered by us may be used in many places. The variety of hedge to use depends greatly upon conditions and locations. For the north where weather conditions are very severe plant the following extensively; Buckthorn, Caragana, Russian Olives, Tartarian Honeysuckles and Lilacs.

The following hedges stand severe trimming, Buckthorn, Barberry, Caragana, Amoor River Privet, Russian Olives and Mulberries. The Tartarian Honeysuckle stands a reasonable amount of trimming. Would not advise trimming the Lilacs or Spirea Van Houttei.

In the following list of hedge plants you will find at least one suitable for any purpose. Do not fail to write us for special information. A hedge of the Barberry Thunbergii or Japanese Barberry along the lot line in front and along the lot line if you are on a corner lends a distinctiveness to your place that is appreciated by all. Write for hedge bulletin.



Tree Honeysuckle Hedge

Berberis Thunbergii or Japanese Barberry

Perfectly hardy, will make a dense hedge from three to four feet high that will always remain symmetrical without pruning. However, it may be pruned to almost any form. It bears large nearly round crimson berries which remain on nearly all winter. The foliage colors beautifully in autumn. It is perfectly safe to plant this Barberry as it has no connection with the rust that affects other Barberry and the grain. It is an excellent ornamental plant, and extensively used. Plant 16 to 20 inches apart.

	Each	10	50	100
7-10 Seedlings.....		\$0.90	\$ 3.25	\$ 6.00
12-18 Trans.....	25c	2.00	7.00	13.00
18-24 Trans.....	30c	2.50	9.00	17.00
2-3 ft.....	35c	3.00	12.00	22.00

Honeysuckle (Tartarian or Tree)



An excellent specimen of hedge plant. Should be planted 18 in. apart. Their fragrant blossoms in the spring and mass of bright berries make them worth while. They may be pruned as low as three feet or will make a hedge or screen eight to ten feet high if left unpruned.

Senator J. B. Kendrick's Home, Sheridan, Wyoming

Lilacs

The Lilacs in the purple and white are also easily cared for, and as a screen there is nothing better that grows the same height. It will not stand the trimming the other plants do, but is used a great deal for hedge purposes. The Lilac is too well known and its value too well known to need description here.

	Each	10	50	100
18 to 24 in.....	\$0.25	\$1.90	\$ 9.00	\$17.00
2 to 3 ft.....	.35	2.80	12.00	20.00
3 to 4 ft.....	.45	3.60	14.00	25.00
4 to 5 ft.....	.55	4.00	18.00	30.00

Buckthorn

Perfectly hardy and very ornamental. Makes fine ornamental hedges. Can be trimmed to any desired shape. Plant 9 inches apart.

	Each	10	50	100
12-18.....		\$0.90	\$3.00	\$ 5.75
18-24.....		1.40	4.00	7.75
2- 3.....	15c	1.60	6.00	11.50
3- 4.....	20c	1.75	8.00	13.00
4- 5.....	30c	2.25	9.50	18.00



Driveway into One of Our Nurseries

Russian Olive

Will make an excellent ornamental hedge, can be pruned and held to three and one-half feet tall. Perfectly hardy and is becoming very popular as a hedge plant. It seems to adapt itself to almost any condition whether hot or cold. Plant 12 inches apart. For Prices see page 97.

Caragana (Siberian Pea Tree)

The hardest ornamental hedge plant known. Planted extensively in Canada, North Dakota and Montana where conditions are severe. This plant also does well where conditions are more favorable. Will stand pruning, and may be pruned to two and one-half or three feet, or will make a hedge much taller. Plant 8 inches apart. See forest and shade trees for additional description and prices. Page 94.

Mulberry (Russian)

Planted extensively for ornamental hedge purposes. They stand hot dry weather exceptionally well, and will stand severe pruning. Would advise the hardier hedge plants for north of central Nebraska. Plant 12 inches apart. 12-18 inch, \$1.50 per 100; \$11.00 per 1,000; 18-24 inch, \$2.00 per 100; \$14.00 per 1,000; 2-3 ft., 20c each; \$1.00 per 10; \$4.00 per 100.

Privet (Amoor River North)


Hardy at Yankton. Foliage glossy green, holds its color well into late fall. Will stand shearing to any extent. This is a strictly first class ornamental hedge plant and should be planted extensively in localities where they are hardy. Plant 10 inches apart. 18-24 inch, 15c each; \$6.00 per 50; \$11.00 per 100; 12-18 inch, 10 for \$1.10; 50 for \$5.00; 100 for \$9.50; 2-3 ft., 10 for \$1.40; \$15.00 per 100.

Spirea Van Houttei

A hedge of the graceful Spirea Van Houttei dividing two properties is beautiful during the entire season, first with its glossy leaves, followed by the beautiful sprays of white flowers, then by the gentle swaying of its long slender branches and dark green foliage, makes it truly the most beautiful hedge for that purpose. It never grows high enough to be called a "Spite" fence but is enjoyed equally by those on both sides. It is often planted and cared for in partnership. Does not require trimming. 18-24 inch, \$1.75 per 10; \$7.50 per 50; 2-3 ft., 10 for \$2.00, 50 for \$10.00.

Cotoneaster Acutifolia

Black Fruited Quinceberry. This is a new hedge plant. Was not planted extensively until about ten years ago. On account of its extreme hardness and rapid growth it has come into rapid favor. Beautiful dark glossy leaves and with the showy berries which it produces it is fast becoming one of the most popular hedge plants. Plant 8 to 12 inches apart. 6 to 8 in., 70c per 10, \$3.00 for 50; 10 to 12 in., \$1.00 per 10, \$5.00 per 50; 12 to 18 in., \$1.25 per 10, \$6.00 per 50.



A Row of Homes in Mandan, N. Dakota

Gladiolus — Superior Varieties

Most satisfactory summer flowering bulbs needing so little attention and thriving as well in almost any soil. The bulbs should be set from three to six inches apart in rows, or, for massing, six inches apart and about four inches deep. Our list is a selection of the cream of hundreds of varieties which are grown on our own farm under our own supervision.

America — Beautiful, soft flesh-pink, faintly tinged with lavender. Spikes develop very evenly and to unusual length, sometimes with two or three branches. A magnificent cut flower. It took the flower-loving world by storm when first introduced and holds undisputed first place among all Gladioli with unabated popularity. **7c each; 50c per doz.; \$3.00 per 100.**

Baron Hulot — Rich, deep indigo blue or purple. This is entirely distinct in color from all other gladioli. **10c each; 12 for \$1.00.**

Chicago White — A fine white variety with lavender stripes on lower petals. From seven to eight flowers open at one time. **7c each; 50c per doz.; \$3.50 per 100.**

Crackler Jack — Dark red, throat spotted with maroon. **8c each; 50c per doz.; \$3.00 per 100.**

Crimson Glow — The color is of a glowing crimson scarlet, massive spikes and flowers of large size; a strong vigorous grower. **15c each; 80c per 10; 25 for \$1.75, see colored page.**

Empress of India — See colored description page 85. Rich dark maroon, almost black, the darkest colored Gladiolus we know. **10c each; per 10, 70c; 50, \$2.75.**

Goliath — A very strong grower with splendid spikes of large, well expanded flowers of a very rich amaranth red; one of the very best dark varieties. **13c each. \$1.00 per 10.**

Glorie of Holland — A beautiful flower; white with light lilac markings in throat; flowers large and well placed on good-sized spikes. **8c each; per 10, 70c.**

Golden Measure — Tall and vigorous spike with many large, dark orange, yellow flowers. **15c each; 10 for 80c; 25 for \$1.75.** See colored page 85.

Halley — Delicate salmon-pink, slightly roseate, the lower petals showing a creamy blotch bisected by a red stripe. One of the earliest to bloom. **10c each; 60c per 10; 50 for \$2.10.** See colored page 85.

Herada — Blooms of immense size on tall straight spikes; color, pure mauve, glistening and clear with deeper markings in the throat. An unusual color and very effective as a cut flower. **10c each; doz. \$1.00.**

Lily Lehman — Blush white, tinged with pink; large frilled flowers arranged around the stem like water lilies. **13c each. \$1.00 per 10.**

Mrs. Frank Pendleton — See colored page 85. All experts agree that this is one of the finest varieties yet introduced. Large size borne on straight spikes, a lovely salmon pink with brilliant deep red blotches in the throat. A color combination rivaling any of the finest orchids. **10c each; 60c per 10; 50 for \$2.50.**

Mrs. Francis King — A fine strong growing variety with large spikes of showy flowers. Color a bright shade of pure scarlet. **8c each; 50c per doz.; \$3.50 per 100.**

Panama — A new derivation from America, which is more deeply pink and a trifle larger than its parent. Without a doubt the one finest pink Gladiolus. **10c each; 75c per doz.; \$4.00 per 100.**

Peace — Immense pure white flowers with a touch of carmine in the lower petals, borne on long graceful spikes. Beautiful and exceedingly fine. **8c each; 12 for 90c; 25 for \$1.50.**

Pink Beauty — Rose pink with dark blotch. Very early. **10c each; 90c per doz.; \$4.00 per 100.**

Pink Perfection — Daintily formed, very large flowers of apple blossom pink. **Each 10c; per doz., 90c; \$5.00 per 100.**

Prince of Wales — Beautiful salmon-orange; large flowers; an early flowering sort. **13c each.**

Scarlano — One of the finest spikes of the ruffled sorts. Flowers would attract attention in any collection. Color light bright orange red, each flower ruffled, stands up well, and is a good cut flower variety. **Each 15c; 10 for 80c; 25 for \$1.75.** See colored page 85.

Schwaben — Extremely showy both as a cut flower and a bedder. The color is pure canary yellow shaded sulphur, the golden yellow throat slightly blotched with dull carmine, but so deep as not to interfere with the all-yellow general effect. Flower spikes are tall and strong, numerous and well set with perfect flowers. Its characteristic branching habit keeps this variety in bloom unusually long. See cover. **Each 7c. Per 10, 55c; per 50, \$3.20.**

War — Deep blood red, shaded crimson-black. Very tall and conspicuous. The best Gladiolus of this beautiful shade of red. Try it. **Each 10c; per 10, 75c; 50, \$3.00.**

Blue Hybrids — Composed of a good mixture of blue shades. **Each 10c; per 10, 90c.**

Primulinus Hybrid Gladiolus — These were originally introduced from South Africa but have been wonderfully improved by crossing with choice garden varieties. They are quite distant from the usual run of Gladioli. The Orchid-like flowers are borne on slender, long spikes. The range of color is brilliant and beautiful. Planted in groups they make a wonderful display in the garden. For cut flowers their wonderful coloring shows to best advantage.

Mixed Primulinus — Fine mixture of all colors. **10 for 40c; 85c per 25; \$1.60 per 50.**

The Gladiolus Trial Ground Mixtures

This is composed of practically every Gladiolus that grows. They were in lots of from just a few bulbs up to hundreds of some varieties, all grown into beautiful bulbs and placed in the trial ground mixture. These will run through all the colors of the Gladioli; blue, purple, lavender, pink, white, red, cream, in fact, any color that Gladioli produces. We are going to make you a price on these that will make you want to plant 100 and you surely should do it. If you do not, you are certainly missing an opportunity. **Per 10, 35c; 25 for 75c; 50 for \$1.50; 100 for \$2.25; 500, \$11.00; 1,000, \$19.85.**

The Latest Varieties of Merit

New varieties are being offered each season, we have selected the following for their exceptional merit and advise that for the price asked you cannot duplicate these values.

Alice Tiplady — The Queen of the Primulinus type. Large, open flowers gracefully placed on very long stems. A soft coppery bronze shaded buff. In color, texture, and beauty it is unsurpassed. Plant medium tall with long, slender flower spike. **Each, 10c; 10 for 60c; 25, \$1.25.** See colored page 85.

Anna Eberius — Flowers large, slightly ruffled, of a striking magenta or plum color with deeper shading in center; no other Gladioli like it. A fine spike with many flowers open at the same time. Dwarf, of strong growth. This is a real beauty. **Each, 15c; doz., \$1.50.**

Arizona — A new and one of the most fascinating varieties; long spikes of large flowers; color dark pink with maroon markings on lower petals. **8c each; per 10, 70c; per 25, \$1.40.**

Evelyn Kirtland — Tall and stately; flowers fairly sparkling with a characteristic lustre, and joyous color tones. Rosy pink, darker at edges and dimming to shell-pink at center, brilliant scarlet blotches on lower petals. **Each, 8c; per 10, 70c; per 100, \$6.50.**

Fairfax — Solid magenta, lip and throat light yellow with a deep magenta spot. Strong, vigorous grower. **Each, 10c; per 10, 55c.**

George Paul — Beautiful, vigorous growing dark red. **Each, 10c; per 10, 80c; per 100, \$6.00.**

Gretchen Zang (Austin) — Large, sparkling blooms of soft pink. A winner at all Flower Shows. **Each, 10c; per 10, 60c; per 100, \$5.50.**

Kunderdii Glory — (1907) Beautiful creamy apricot with light tint of pink, and fine markings of red on lower petals. Can be grown over five feet tall with high culture. It has received many certificates and awards, is known all over the world. Ruffled variety. **10c each. \$1.00 per 10.**

Lily White — A fine pure white, early, large and free. **Each, 10c; per 10, 70c; per 100, \$5.50.**

Louise — The Giant Orchid-Gladiolus. Largest flowered of all, the blooms measure 6 inches or more across and resemble the finest orchids. A lovely and delicate shade of bright lavender, lighter toward the center; a blotch of velvety maroon down the lower petal. Of dwarf growth; long, heavy spike. Blooms medium late. **Each 15c; doz., \$1.20.**


Marshal Foch (1922) — One of the sensations at the American Gladiolus Society and wherever shown at the big exhibitions. Many giant flowers open at a time on very strong stem and plant. Color of finest salmon pink. Almost self color. **15c each; per 10, 80c; 25 for \$1.25; 50 for \$2.00.**

Mary Pickford — An extraordinary flower and spike; color, delicate creamy white; throat finest soft sulphur yellow. **Each 15c; per 10, \$1.00; per 25, \$2.00.**



Mrs. Frank Pendleton

Orange Glory — (1915) Kunderdii Glory type. Grand orange colored, with lighter throat. A very rich and striking color. Beautiful and distinct. Ruffled variety. **20c each; \$2.00 per doz.**



America Gladiolus



Mrs. Bowen Tufts

Peony-Flowered Dahlias

Aurore. New Holland Peony-flowered Dahlia — In this new importation I have secured the finest in this class in the Autumn tints. The flowers are of very large size, produced on long stiff stems, well above the foliage. In color, a very deep rich orange, a shade that attracted considerable attention at the Fall exhibitions. The plants are tall and sturdy, producing their blossoms abundantly. **45c each.**

Ellen E. Kelley — (Alexander.) **New Duplex Seedling.** — A long-stemmed free-flowering golden-yellow variety. This variety is highly recommended having all the good qualities of the Dahlia. **50 cents.**

Cardinal. New Holland Peony-flowered Dahlia — A very large flower of a gorgeous maroon-purple. The stems are unusually good, being long and very strong, producing the flowers well above the foliage. **50 cents.**

Mary Houghton (Duplex) — Petals of Cactus Peony type, long, narrow and pointed at tips. A delicate mallow purple. Reverse of petals rhodamine purple. General impression, lavender pink. **Each, 35c; per 5, \$1.50.**

Mrs. Bowen Tufts — **Alexander's Gigantic Peony-flowered Seedling.** — Named expressly for and by permission of Mrs. Bowen Tufts of Boston and Allerton, Mass. This creation is the finest of my new Peony-flowered Dahlias, having gigantic, deep rosy-purple blossoms, which are produced well above the foliage upon long, graceful stems. **25 cents.**

Reisen Edelweiss (Peony) — Attractive pure white, long pointed petals. **Each, 40c.**

Salvator (Hornsveld) — **New Holland Peony-flowered Dahlia.** Deep rose-pink blossoms, plants of medium height, and edges of petals are of a curling nature, giving the flower an entirely original appearance. **Each, 25c.**

Zeppelin (Hornsveld) — **Holland Peony-flowered Dahlia.** The incomparable delicacy of this variety has excited great comment. The color is the most beautiful shade of mauve — a very fascinating color. The perfection in form of this variety is one of its greatest features. Award of Merit. Very abundant flowering. **Each, 40c.**

Decorative Dahlias

Clifford W. Bruton — A large canary-yellow. **Each, 20c.**

Frank A. Walker — **Alexander's Decorative Seedling** — Expressly named for Mr. Frank A. Walker, of Stoneham, Mass., in compliment to his intense love of Dahlias. A charming shade of deep lavender-pink. For garden decoration or for cut flowers this variety is exceptionally good, having long stems and producing flowers in great abundance. This Dahlia should be in every garden. **Each, 25c; per 5, \$1.00.**

Golden West — Large, heavy rich yellow. **Each, 30c; 5 for \$1.25.**

Jack Rose — (Peacock). The identical shade of the rose with the same name. This variety is exceedingly free, carrying fairly large flowers on very erect stems in great abundance; flowers early, and during the hot weather the color is likely to burn somewhat. **Each, 20c; per 5, 80c.**

Mrs. Hartong — Deep orange, tipped pinkish-white. **25 cents.**

Mina Burtle — This is the popular California cut flower variety. It is one of the freest flowering decorative varieties; thirty large, perfect open flowers on one plant at a time being not unusual; in color a rich luminous dark scarlet, splendid stems. **Each, 30c.**

Princess Juliana (Hornsveld.) — **Splendid Holland Decorative Dahlia.** It is perfect as an exhibition flower, ideal for garden decoration and unsurpassed for cutting. Holland Dahlia specialists claim this the finest White Decorative Dahlia for cut-flower purposes, and also the best flowering. Received the Holland Dahlia Society's First-Class Certificate. **Each, 25c.**



Frank A. Walker

Dahlias

No garden is complete without a show of the brilliant and stately flowers, and nothing gives greater return for so little money and care. We have a fine stock of the best varieties and are offering them at very low prices.

Decorative Dahlias

Puritan — White, edged pink. **Each, 25c.**

Sylvia — Soft, pleasing mauve pink, changing to white in the center; fine cut flower, good garden variety. Medium size, 3 to 4 feet. **Each, 25c; 5 for \$1.00.**

Wilhelm Miller — Very brilliant purple. This is a fine variety of the Decorative type. **Each, 25c.**

Zula — Decorative, small, dark maroon. Almost black, very attractive. **25c each.**

John Altman, Early, Iowa, March 24, 1926


Received my order of Gladioli Bulbs and they are larger and better than I have been in the habit of receiving from others.

M. G. Helm, Stutsman Co., N. Dak., April 25, 1925


I received my order of hedge plants, trees and shrubs, and I am very much pleased with the condition of this nursery stock. It came well packed and in a very satisfactory condition. Accept my thanks for the splendid manner in which you have handled this order.

Mrs. Arthur L. Johnson, Kittson Co., Kennedy, Minn.

I am enclosing a photograph of the Mammoth Winter Squash. It measures 40 from tip to tip and 30" in circumference and weighs 50 pounds. It is surely a big squash for this section, only thirty miles from the Canadian line. Had a wonderful garden this year. I want you to send me your next catalog so that I can order all of my seeds from you.



Cactus Dahlia Libelle. 30¢ Each



"Rose Pink Century"

and all of the Dahlia family. Each, 15c; 1 doz., \$1.00; 25, \$2.00; 50, \$3.85.
Vivian (Alexander) Show.—A great favorite which received the admiration of everyone who saw its wonderful flowers, the color being white, effectively edged rose-violet. An extremely wonderful blending of color possessed only by the rare novelties. One of our champions and a variety worthy of the highest words of praise. 25c each.

Single Dahlia


Aubright Beauty—A seedling named and originated by one of my customers and thru his kindness I have the pleasure of introducing it. A pure, waxy white variety. 25c.

Eckford Century (Peacock)—One of the largest of the single varieties. Pure white, streaked and dotted purple-crimson. 35c.

Rose Pink Century (Peacock)—A rose pink shaded. A very large variety and without doubt the best of its color. 25c.

Trial Ground Mixture

Good, strong South Dakota grown bulbs producing immense flowers in every shade produced by the Dahlias. You will find in this mixture the best of the **Cactus, Show, Peony, Flowered**



"Country Girl"

J. H. Jackson, White Spider and Earl of Pembroke. The Four for \$1.00.



"Bonnie Pompon"

deep velvety blackish-maroon. Gigantic in size. Every Dahlia lover should grow this variety. 20c each; 80c per 5.

Libelle (Straight)—Clear, deep rose-purple, 30c each.
White Spider—A most beautiful, pure white, long, narrow, twisted petal. A most beautiful formation, fine for cutting. Each, 35c; 5 for \$1.25.

Show Dahlias

A. D. Livoni—Beautiful soft pink. Well formed flowers with long stems. Perfectly round, ball-shaped flowers, each petal being very tightly quilled and arranged in exact regularity. Free flowering. 35c each.

American Beauty—The flowers are of gigantic size and are produced on long, heavy stems, well above the foliage. The color of this acquisition is a gorgeous wine-crimson. 35c.

Arabella—Sulphur-yellow, tipped pinkish-white. 25c each.
Cuban Giant—Dark velvety crimson; flowers ball-shaped and very attractive. 20c each; 80c per 5.

David Warfield (New)—Alexander's Gigantic new Show Introduction. In this new variety we have the best of recent introduction, a beautiful deep cherry-red. A dahlia of extra good habit, producing its mammoth flowers upon stiff wiry stems, well above the foliage. I highly recommend David Warfield. 35c each; per 5, \$1.50.

Lizzie McKullough—Tall bronze show Dahlia, petals tipped red. Stems medium long. Stands well to the head of the list among Show Dahlias. 25c each; \$1.00 per 5.

Lucy Foucette—Yellow tipped Carmine. A beauty, 15c each; 60c per 5.

Miss Helen Hollis (Gigantic Scarlet Show Dahlia)—A sensational wonder and undoubtedly the largest and best deep scarlet Show Dahlia in existence. Blossoms are on long, stiff stems, well above the foliage. Plant extremely sturdy and produces very luxuriant foliage. This acquisition can be highly recommended. 40c each.

Princess Victoria—Yellow show. Excellent and dependable Dahlia. Each 25c.

Red Hussar—A clear, cardinal red, good stems and a free bloomer. 25c each.

Robert Broomfield—Show. Pure white. Tall grower. 25c each.

Stradella, Alexander's Seedling—Beautiful, deep purple-crimson. Exceptionally free-flowering. Stems long and wiry. One of the finest to date. 25c each.



Thoneta Trane, Fargo, North Dakota, sends the above picture showing her nice crop of Dahlias. You can grow equally as fine flowers.

Pompon Dahlias

Amber Queen—Rich, clear amber, shaded apricot. 25c each.

Catherine—Primrose yellow. 25c each; 5, \$1.05.

Fascination—Pink and lavender blotched white. 25c.

Bonnie—White rosy center. 25c each; 5 for \$1.00.

Raphael—Very dark maroon of extra fine form. 15c each.

Snow Clad—Small white. 25c each.

Cactus Dahlia

Country Girl—Base of petals golden yellow, suffused with salmon rose. Flowers very large and perfect in form. 35c.

Earl of Pembroke—(Hybrid.) Bright plum color; large bold flower. 25c.

J. H. Jackson Vernon & Barnard (Straight)—The finest black Cactus Dahlia in existence. An exceptionally satisfactory all-around Dahlia one of the most prominent for garden decoration, superb as a cut-flower variety and equally good as an exhibition flower. Color, a perfectly gorgeous

Hardy Lilies



Speciosum Rubrum

succeed everywhere, and should be more extensively planted in our Northern States. They require little care. Among the oldest and best loved garden plants. Need no winter protection. Bloom in July and August. **Each, 20c; 5 for 80c; 12 for \$1.30.**

Lily of the Valley—The lily of the valley will thrive and throw up its beautiful, modest, fragrant white bells in any kind of soil. Will also adapt itself to pot culture in winter, its delicate, permeating fragrance making it especially desirable. **Per doz., 80c; 50 for \$3.80; 100 for \$7.50.**

The Regal Lily (Lilium Regal or Myriophyllum)—A novelty of rare production and wondrous beauty, achieved through the adventurous research and resourcefulness of one of our great plant collectors, who recently brought the original bulbs from the wilds of Northwestern China. Experiments prove this new Lily to be harder than most kinds, so it is reasonable to expect that the glorious bloom which forces so easily for Easter time, may be available to the amateur for its delightful unfolding within his own home. The flowers are white, slightly suffused with pink; with a beautiful glow of canary yellow at center, which continues part way up the trumpet. Its perfume is exquisite, not oppressively heavy like some types, but the sweet refreshment of Jasmine. In the garden it should bloom early in July. **Price: large bulbs that will bloom first season, 50c, 5 for \$2.25.**

Flava Day Lily (Yellow)—Has long, narrow leaves, produces many tall stems of fragrant waxy pure yellow flowers in June and July. Thrives in any good soil. Fine for borders. **Each, 15c; 5 for 60c; 12 for \$1.20.**

Kwanso—Orange with darker shadings. **Each, 15c; per 12, \$1.50.**
Lily Elegans—This is one of the best of the hardy lilies—thrives in almost any soil. Is highly recommended for general planting. Each bulb produces many lilies on a stem—color deep brick red, slightly spotted. We recommend this lily to all Northern planters. **Each, 35c; 5 for \$1.50.**

Auratum (Gold Banded Lily)—Flowers very large, made up of broad white petals, thickly studded crimson and maroon with a bright golden band through the center of each petal. **50c each.**

Speciosum Album—Large white flowers with greenish band running through the center of each petal. **Each, 40c.**


Speciosum Rubrum—White, beautifully spotted with red; flowers in August. **45c each.**

Lilium Umbellatum Grandiflora—Tall growing, upright, beautiful bell-shaped flowers of coppery orange, sometimes slightly spotted. **Each, 5c.**

Tiger Lily—This well known old-fashioned flower is becoming very popular the last several years and is now planted extensively in all gardens. On account of its extreme hardiness it is one of the most valuable of all lilies. Grows three feet tall with several flowers on each stem. Flowers orange with black spots. **Price, each, 20c, per 5, 80c.**

Double Tiger Lily—Same as the Tiger Lily but has very attractive double flowers. **25c each, 5 for \$1.00.**

Day Lily (Hemerallis)—Popular, hardy. Plants belonging to the lily family. They



Lily of the Valley

succeed everywhere, and should be more extensively planted in our Northern States. They require little care. Among the oldest and best loved garden plants. Need no winter protection. Bloom in July and August. **Each, 20c; 5 for 80c; 12 for \$1.30.**

Tuberose

Excelsior Pearl—This variety is characterized by its short, robust stem and long spikes of flowers, perfectly double and twice the size of the common Tuberose. Spikes frequently bear 30 to 50 flowers. They are always wax-like and Pure white. Large bulbs. **Price: each, 10c per dozen, 50; 100 for \$4.00.**

Large-Flowering Cannas

No other bedding plant will give the same uniform good results in our varied and trying climate. They do well in all sections of the country and stand pre-eminently at the head of the list, succeeding in any sunny position in any kind of soil, but responding quickly to liberal treatment. For best results the beds should be spaded two feet deep and a generous amount of well-decayed manure of any kind thoroughly incorporated, and at all times supply water freely. For best effect plant in large masses of one color, setting out the plants 18 inches apart.

Burbank—About three feet. This is really half way between orchid and truss Cannas. The color is a pure, strong canary yellow, with some red spots in throat; a beautiful color. The flower is often four to five inches across and they are profuse bloomers. **Each, 15c; \$1.00 per doz.**

City of Portland—This variety should be in every collection. Foliage green, flowers deep rose, extra large, height three to four feet. **Each, 20c; per 6, \$1.00.**

Dr. Robert Funke—It is impossible to convey the full value of this magnificent bedding variety with its massive, erect trusses of deep, blood-red flowers, and green foliage, produced with a freedom that leaves nothing to be desired in effectiveness. Unqualifiedly the best deep red bedding Cannas. **5 ft. 15c each; \$1.50 per dozen.**

Eureka—The best white variety; free bloomer; green foliage; 4 feet. **20c each; 6 for \$1.00.**

Firebird—This is in every respect one of the best red flowered, green-leaved Cannas. The petals measure 2½ inches and more across; the color is a brilliant scarlet, without any spots; 4½ feet. **Roots, 20c each; 6 for \$1.00; \$12.50 per 100.**

Gladiator—A wonderful variety, strong and healthy, green foliage, large yellow flowers with red throat, five to six feet tall. **Each, 12c; per dozen, \$1.00.**

Hungaria—Green foliage. Planted singly or in masses, it catches the eye instantly and demands attention. The petals are large and waxy, made up into big, round, full trusses. Its color forcibly suggests the well-known Paul Neyron Rose, and is unquestionably one of the most attractive pink Cannas ever produced; 3½ to 4 feet. **15c each; \$1.00 per 10.**

King Humbert—The grandest Canna ever offered. Large heart-shaped leaves of bronze, the dark ribs sharply defined, crowned with immense heads of orchid-like flowers. Individual petals are of the largest size; velvety orange-scarlet-flecked carmine; rose tinted at margin and base. 4 to 4½ feet. **15c each; \$1.00 per 10.**

(3150) Mrs. Alfred F. Conrad—Salmon pink, 4 ft. Stocky green foliage surmounted by extra large trusses of 6 to 18 extra large flowers with large broad reflexed petals open one at a time. Color extremely beautiful shade of very deep flesh pink to salmon pink; deeper in throat. A real beauty, magnificent for display. No finer Canna. **20c each; 50 for \$6.00.**

Mrs. Karl Kelsey—A giant in growth and flowers. Immense upright stalks of green foliage carry large trusses of handsomely fringed flowers streaked and variegated with shades of orange, scarlet and old rose. A majestic plant of wonderful decorative value; 6 feet. **20c each; \$2.00 per doz.**

The President—The most sensational introduction of recent years. The largest flowered, most vigorous-growing red Canna. The immense trusses of giant florets are produced in great profusion. Green foliage. This variety, introduced only a few years ago, has proved itself worthy of a place in every collection and every place where bold, effective performance can be appreciated; 5 feet. **20c each; 6 for \$1.00; 12 for \$1.90.**

Venus—Something just a little different than other varieties; foliage green, flowers pink and gold, perfectly blended, three to four feet. **Each, 20c; per 6, \$1.00.**

Wyoming—Seven feet. Purple foliage. One of the most majestic Cannas. Blossoms orange colored, true orchid shape, with large rounded petals that flap and flutter in the breeze like glistening silken flags. **15c each; \$1.00 per dozen.**

Yellow King Humbert—A sturdy grower, very floriferous. Immense flowers mainly of a rich, golden yellow spotted heavily with vermilion. Bronze leaves. 3 to 5 feet. **Each, 15c; \$1.00 per 10.**

PLANTS REQUIRED TO FILL A CIRCULAR BED

Diameter	6 in. Apart	12 in. Apart	18 in. Apart
3 feet	28	7	
4 feet	48	12	6
5 feet	80	20	8
6 feet	112	28	13
7 feet	152	38	17
8 feet	200	50	23
9 feet	256	64	28
10 feet	320	80	36



Canna Bed

Water Lilies, a Selected List of Hardy Ones

A select list of the most suitable varieties for all Hardy Water garden purposes. Ready April 15th to June 1st. There is no Hardy Blue Water Lily. All varieties of that color will be found under Day Blooming Tender Nymphaeas.

Alba Candidissima. A very vigorous and desirable variety, requiring ample space; flowers large, pure white, \$1.50 each.

James Brydon. Rich rosy crimson, reverse of petals having a silvery sheen. \$3.00 each.

Marliacea Carnea. A delicate soft flesh pink deepening towards the base of the petals. \$1.50 each.

Marliacea Chromatella. Petals and stamens bright yellow, 4 to 6 inches across. A free and continuous bloomer. \$2.00 each.

Odorata. The native White Pond Lily. Very desirable for planting in quantity in natural ponds for effect and for cut flowers. 50 cts. each.

Wm. Falconer. Flowers of an intense bright garnet color, with a good ruby tone through it. \$5.00 each.

Caladium Esculentum

Or **Elephant's Ear**—Very easily grown. For obtaining tropical effects in lawn and garden planting this beautiful plant takes a prominent place. Bright green leaves, 3 to 4 feet long and 2½ feet wide. **Each, 25c; per 10, \$2.25.**

Freesias (for Fall Shipment)

The Freesias are greatly prized for their delightful fragrance and delicate colored flowers. They make an excellent cut flower. Excellent for window culture, not hardy and for house planting only. These do not need to be handled for pot blooming as directions for other bulbs. Postpaid, **10 for 35c; 25 for 60c.**

Narcissi and Daffodils (for Fall Shipment)

The Narcissi are among spring's earliest flowers, and there is no reason why we should not partake of the pleasures they bring with the first warm days of spring. The Narcissi grow in almost any location, doing well in sunny or shady places, and it matters not if wet or dry. They continue to bloom year after year, increasing in size and effectiveness. They are valuable to place in the border of perennials or shrubbery, where they can be left undisturbed, and for naturalizing in the grass. For forcing, treat the same as tulips, planting them in pots. The flowers assume many forms, and present charming combinations of white, gold, orange, sulphur and pure yellow.

Von Sion—This is the famous old Dutch Daffodil. The flowers are double and of a beautiful golden yellow. Excellent for forcing and also for planting with hyacinths, as they bloom about the same time. **3 for 25c; 12 for 90c.**

Empress—Large and hardy. Large yellow trumpet with a beautiful snow-white perianth. The combination of yellow and white makes a flower of rare beauty. Fine for bouquets. **3 for 25c; 12 for 90c.**

Emperor—One of the largest and finest among Narcissi or Daffodils. It has a pure yellow trumpet of immense size and a wide perianth of deep primrose. Hardy and of great beauty when cut. **3 for 25c; 12 for \$1.00.**

Sir Watkin (Incomparabilis)—Immense flowers with sulphur-yellow petals and trumpet of a slightly deeper shade edged with scarlet. One of the best of this class. **3 for 30c; 12 for \$1.10.**

Poeticus Pheasant's Eye (The Poet's Narcissus)—Snow-white flowers with beautiful orange cup edged with bright crimson. Fragrant. Cannot be forced; for outside planting. **4 for 25c; 12 for 70c.**

Alba Plena Odorata (Double Poeticus)—Double, pure white flowers resembling a Gardenia. Very sweet scented. Succeeds best when planted in a cool, moist situation with rather heavy soil. **3 for 25c; per doz., \$1.00.**



Water Lily Alba Candidissima

Polyanthus Narcissi (for Fall Shipment)

The Polyanthus or Bunch-flowered Narcissi are not only beautiful but exceedingly fragrant, and may be grown in bowls or glasses, under the same treatment as for the Chinese Sacred Lily. Also suitable for window garden. They are very fragrant. Paper-White Grandiflora is the best variety. When grown in bowls it is a good idea to plant 5 or 6 bulbs in the bowl with enough gravel or rocks to hold them in an upright position. Keep the bowl full of water and place near a window where they will get plenty of light and sun, and they will bloom in a very short time. By planting these bulbs at intervals of a week or two apart you can have beautiful flowers for your home all during the Winter months at a very small expense.

Paper-White Grandiflora—The most popular Narcissus for growing in the house in pebbles and water. Produces clusters of pure white, fragrant, star-shaped flowers in three or four weeks after starting. **3 for 20c; 6 for 35c; per doz., 65c.**

Soleil d'Or—Similar to Paper-White Grandiflora, but the flowers are rich yellow with deep reddish cups. **3 for 30c; 6 for 50c; per 12, 90c.**

Dutch Hyacinths (for Fall Shipment)

Selected bulbs especially desirable for forcing or pot culture, but may be planted in the garden. Each bulb will bloom producing a very large flower spike.

House culture; the large bulbs should be planted in not less than a four-inch pot in good rich soil mixed with one-third sand. If possible put the pots in a bed in the garden, covering with a board to prevent breaking pots when taking up, covering eight to ten inches with soil. If weather turns cold, cover with straw to keep from freezing. Pots should be left in the ground six or eight weeks and taken up at intervals to have plants blooming all winter. They can also be put away in the cellar for six to eight weeks with equal good results. After the plants are through blooming the bulbs should be planted in the garden as soon as the frost is out of the ground.

We list only single varieties because these are the hardiest and most sure to produce satisfactory blooms. They are also more suited to amateur indoor culture.

L'Innocence—A beautiful single hyacinth of pure white.

Gertrude—A delightful rosy pink (bright pink.)

Prince of Orange—Dark rose, early.

La Victoire—Brilliant red.

King of Blues—A deep blue, single.

Hyacinth prices: **Each, 20c; 2 for 35c; 5 for 85c; 10 for \$1.50.**

Chinese Sacred Lily (for Fall Shipment)

The most satisfactory indoor winter blooming bulb. This grows easily and rapidly. Plant in a bowl of water with enough pebbles or sand to hold in position. Flowers in just a few weeks after planting. Flowers wax white, very fragrant and numerous. Some bulbs will produce as many as 100 flowers. You will agree with me that it is the cheapest and most satisfactory winter flower. **Each, 20c; 3 for 50c; postage paid.**

Crocus (for Fall Shipment)


The earliest to blossom in the spring; beautiful, lifting their heads almost before the snow has disappeared. Absolutely hardy for outdoor culture, and may be used for pot culture. They may be planted in the meadow, lawns, under trees; in fact, they will do most anywhere. Do not cut their foliage until it dies down.

Purpurea Grandiflora—Extra purple. **10 for 30c; 100 for \$2.00.**

Mont Blanc—Pure white. **10 for 30c; 100 for \$2.00.**

Large Yellow—**10 for 30c; 100 for \$2.00.**

All Tulips, Narcissus, Hyacinth, Freesias, Crocus, Jonquils, and Sacred Lilies are for fall shipment and fall planting. Would be of no value if shipped or planted at any other time.



Narcissi

BULBS FOR FALL DELIVERY AND FALL OR WINTER PLANTING

We furnish 50 at the 100 rate 5 at 10 Rate

The Tulip was Holland's greatest romance. It created immense fortunes and equally large losses. It was the direct cause of murder and suicide, and Monte Carlo would hardly compare with it when Tulip speculation was at its height. Bulbs of new varieties often sold as high as \$30,000.00 each, and fortunes were made and lost over night in them.

The Tulips we are sending you are probably more beautiful than the best of the Tulips of that era, because they have had many years of improvement since, but they are not worth \$30,000.00 each, neither were they at that time.

The Tulip craze was something like the central west real estate boom after the war when people made themselves rich over night by writing up values of their real holdings.

Single Early Tulips (for Fall Shipment)

These are the first to produce flowers in the spring. All splendid varieties; you cannot make a mistake in buying any one.

Chrysolora—Rich golden yellow, good bedder. Twelve inches high. 50c per 10; \$4.25 per 100.

Cottage Maid—White with border of soft pink; a beauty. 50c per 10; \$4.25 per 100.

Cramoissi Brilliant—Brightest scarlet. 50c per 10; \$4.25 per 100.

Flamingo—Beautiful deep rose, the best of its color. 60c per 10; \$4.75 per 100.

Joost Van Vondel (Lady Boreel)—Snow white, enormous large flower, early, grand for pots and bowls. A splendid exhibition variety and the best for bedding. 55c per 10; \$4.35 per 100.

Keizerkroon—A large flower, crimson scarlet edged with clear yellow. A beauty, very showy. 50c per 10; \$4.25 per 100.


Mon Tresor—Pure golden yellow, very large flowers. The best early yellow tulip. 55c per 10; \$4.50 per 100.

Thomas Moore—Orange red or terra cotta, fine shaped flower, very sweet scented. Splendid for early forcing and bedding. 50c per 10; \$4.25 per 100.

Ros Gris de Lin—Deep rose and white. Excellent, good bedder and forcer. 50c per 10; \$3.75 per 100.

1 each of the above 9 varieties for 55c; 5 each of the above 9 varieties, \$2.50.

Single Mixed Tulips—Superior mixture of the best varieties, \$3.50 per 100.



Single Early Tulips

Mrs. August W. Nelson, Cook, Nebr.

I just got the Tulip bulbs and they were so much larger and better than I get from others that I was surprised. I compared your prices with many of the other catalogs and I find that they are much lower and now I know that you do not sacrifice quality for price.

May Flowering Tulips (for Fall)

Exceptionally fine late flowering variety. We are offering the best variety of all the late flowering varieties of Tulips.

The Blushing Bride—Carmine rose shaded with cream white and suffused silvery white and rose on the petals. Per 5, 40c; per 10, 65c; per 100, \$5.00.

Moonlight—Extremely large flower, sulphur yellow. Very beautiful. Per 5, 40c; per 10, 65c; per 100, \$5.00.

Scarlet Mammoth—This is undoubtedly one of the finest bedding varieties. Very robust, erect, bears fine formed flowers of enormous size. Is of the brightest scarlet. Per 5, 40c; per 10, 65c; per 100, \$5.00.

Double Tulips

Have enormous Peony-like flowers of brilliant colors, lasting longer than single tulips, exceptionally fine for bedding.

Couronne de'Or—Golden yellow, flushed orange. A beautiful flower of great size and beauty; good forcer. 60c per 10; \$4.25 per 100.

Gloria Solis—Red, bordered with gold. 60c per 10; \$4.25 per 100.

La Candeur—Late flowering double. Pure white and large. Blooms last longer than most flowers. 50c per 10; \$4.00 per 100.

Murillo—Extra fine light pink, very large full double flowers. Below medium height. 50c per 10; \$4.00 per 100.

Rubra Maxima—Deep red. 60c per 10; \$4.25 per 100.

Vuurbaak—Fine scarlet with orange flush. Early. 60c per 10; \$5.00 per 100.

Breeder Tulips (for Fall Shipment)

Most of these are purple, maroon or terra cotta color. All of enormous size and vigorous growth, valuable for the garden, producing by their refined colors a most artistic effect. To be planted in the open only.

Bronze Queen—Soft buff, inside tinged golden bronze; height, 26 inches. 50c per 10; \$4.00 per 100.

Panorama—Deep orange red. 8c each; 70c per 10; \$5.00 per 100.

Jaune D'Oeuf—Rose lilac, broadly edged yellow. 70c per 10; \$5.00 per 100.

Mrs. Salome Baumhoff, Alpine, Mich.

I received the bulbs I ordered and they are the best I ever had. Thank you so very much.

Darwin Tulips (for Fall Shipment)

These are wonderful tulips, remarkably beautiful, flowers are cup shaped, large size, long stems and strong growth, unsurpassed for May blooming in the garden. You will be delighted with the Darwin Tulips.

In points around Yankton and north the Darwin Tulips are in full bloom on Decoration Day when planted on the east or north side of buildings.

Clara Butt—Clear self color, salmon rosy pink. The finest Darwin Tulip of its class. 45c per 10; \$4.00 per 100.

Dream—Beautiful soft uniform lilac, large flower. Height 26 inches. 60c per 10; \$4.50 per 100.

Frank Sanders—Fiery rose scarlet. Best Darwin. 70c per 10; \$5.00 per 100.


Pride of Haarlem—Bright rose suffused with purple. An enormous flower of superb form and grand beauty. A stately plant for borders and among shrubs for grouping, both for glorious color and form. Height, 28 inches. 45c per 10; \$4.00 per 100.

Painted Lady—A very beautiful flower resembling a water lily. Creamy white, the center tinged soft heliotrope. 45c per 10; \$4.00 per 100.

The Black Tulip (La Tulipe Noire)—Very large flowers of unique color; very beautiful. Height, 25 inches. 50c per 10; \$4.00 per 100.

The Yellow Darwin—Clear yellow, large bold flower; height, 28 inches. 45c per 10; \$3.75 per 100.

1 each of the above 7 varieties for 40c; 5 each of the 7 above varieties, \$1.55.




Darwin Tulips

Mrs. Anton Varicek, Oxford Junction, Ia.

All of the bulbs sent me this spring as well as the flowering shrubs are growing fine. They are much better than I have ever received from any other company.

Flower and Vegetable Plants



All of our Plants are grown from carefully transplanted stock and must not be confused with the regular bed plants, which will endure less shipping and will not produce as strong healthy plants as the transplanted stock. Packing charges are included in the prices given, but purchaser must pay transportation on lots of over 12. Plants of all kinds should invariably be sent by Express or Parcel Post.

Cabbage, Early—Ready by April 1st. Per 1,000, \$7.00; 100 \$1.25; doz., 25c.

Cabbage, Late—Ready by June 1st. Per 1,000 \$5.50; 100, 90c; doz., 20c.

Cauliflower—Ready by April 1st. Per 100, \$1.50; doz., 25c.

Celery—Ready in June. Per 1000, \$6.00; 100, 90c, doz., 20c.

Egg Plant—Ready by May 10. Per 100, \$2.50; doz. 35c.

Parsley—Ready by May 10. Curled. Per 100, \$3.00; doz., 40c.

Pepper—Ready by May 1st.

Ruby King. Per 1,000, \$10.00; 100, \$2.00; doz., 35c.
Sweet Potato—Ready May 20th. Per 1,000, \$7.00; 100, \$1.00; doz., 20c.
Tomato—Ready by May 1st. Per 1,000, \$16.00; 100, \$1.90; doz., 25c.
Topp Tomato—Per 12, 75c.

Tobacco Plants — 12 for 75c; 25 for \$1.25. Per Doz. Per 50 Per 100

Ageratum	\$1.50	\$2.50	\$4.00
Alyssum	.85	1.75	3.00
Dusty Miller	.85	2.25	4.00
Asters, Named	.85	1.75	3.50
Asters, Mixed	.60	1.50	3.00
Cannas, Growing Plants	2.50	6.00	11.00
Coleus	1.50	4.50	7.50
Feverfew	1.75	4.00	7.00
Geraniums	1.75	5.00	11.00
Lobelia	.80	2.50	4.50
Pansies, Giant Mixed	.75	2.50	4.25
Petunia, Double Fringe	1.00	4.00	7.00
Petunia, Single Fringe	.60	2.00	3.75
Salvia, Extra Heavy	1.25	4.50	7.00
Stevia	1.25	3.50	6.00
Verbena	.75	2.50	4.50

January, February and March—Months of Bargains

We employ many people in our office booking nursery orders. In order that we may keep this force intact and busy through the months of January, February and March which are usually light months for nursery orders, we are going to offer the following special bargains, these prices to apply on all orders received by us up to and including the **first day of April, 1926.** If orders are received for these collections after that date, they will be charged for at the regular catalog prices specified in the various nursery pages.

If you are going to be in the market for any of this nursery stock for spring planting, you cannot afford to pass this special offer. Place your orders any time after you receive the catalog and up to the last day of February, and they will be shipped at the proper time for planting in your locality. Cash must accompany the order. In ordering, mention the Bargain number.

- Bargain No. 1.** 5 apples and 1 crab 4-5 ft., for \$2.00. We will select varieties suitable for family orchards and the best for your locality.
- Bargain No. 2.** 2 Sapa Plums, 4 Zumbra Cherry. Both of these will produce fruit the year after planting. Buy these trees for \$2.60.
- Bargain No. 3.** 6 Beta Grapes for \$1.00.
- Bargain No. 4.** 11 Concord Grapes, \$1.00.
- Bargain No. 5.** 12 Houghton Gooseberries. One of the best and most productive Gooseberries grown, for \$1.65.
- Bargain No. 7.** 100 Dunlap Strawberries; \$1.00 postpaid.
- Bargain No. 8.** 100 Ever Bearing Strawberries, \$1.70 postpaid.
- Bargain No. 9.** 500 Cotton Woods, 18 to 24 in., \$2.40.
- Bargain No. 10.** 25 Japanese Barberry, 18 to 24 in. transplanted, \$4.30.
- Bargain No. 11.** 25 mixed Gladiolus, 50c.
- Bargain No. 13.** 50 Tartarian or Tree Honey Suckle, 2 to 3 ft., \$10.00.
- Bargain No. 14.** 5 Ever Blooming Roses, different colors, our selection. These will be all heavy 2 year No. 1 plants, \$2.00.
- Bargain No. 16.** 1 each of the 8 varieties of German Iris offered in our catalog for \$7.00.
- Bargain No. 17.** 5 Mixed Peonies, 5 German Iris, 5 Day Ruby, \$1.00.
- Bargain No. 18.** 1 Hanska; 1 Sapa; 1 Waneta; 1 De Sota; 1 Wolf Plum; 4 to 5 ft. The 5 plums for \$2.50.
- Bargain No. 19.** 50 Washington Asparagus plants, 2 year. \$1.00.
- Bargain No. 20.** 10 Roots Rhubarb, 70c.
- Bargain No. 21.** 2 Spirea Van Houetti, 2-3 ft.; 2 Syringa, 2-3 ft.; 2 Tree Honey Suckle 2-3 ft.; 2 Peonies, strong, 3-5 eye. \$1.95.

Mrs. A. H. Scott, Cass Co., No. Dak., March 29, 1926.
 I received the Canary Bird you sent me, and I am certainly well pleased with it.
 Mrs. B. Karvsiak, Lawrence Co. So. Dak, February 5, 1926.
 I received the Canary Bird today, and I am very much pleased with it. Thank you for your prompt service.
 Mrs. Robert Wilson, Hale, Mich.
 I received the five Canary Birds in good condition today. I am well pleased. The two male birds commenced singing just as soon as I put them in the cage. Thanks for your promptness.

Plant Bands

Start all seed early in **Plant Bands** then when you transplant to the open they do not know that they have been moved. Ripen **Melons, Tomatoes, Cabbage, Peppers**, and other vegetables several weeks earlier by using plant bands in boxes in the house or in the cold frames or hot bed. These bands are water proof. Shaped square so you do not lose any room.

Plant Bands—The Locked kind, water and weather proof. In offering these we do so with confidence in their value to the planter, whether you are a gardener using thousands or the fellow who uses but a small quantity. Sow the seed in seed bed in the usual way, when ready to transplant, prick in, one plant to each "ready to plant" band and when ready for the open you have a perfectly developed root system in a compact space, held in place by the band. They do not know they have been transplanted. Good for early melons, vegetable and flowering plants. These square bands take 25 per cent less space than round flower pots. Size, 2 by 2 inches. **Price, per 50, 45c; per 100, 70c; per 250, \$1.10; per 1,000, \$3.00; per 5,000, \$13.50.**



Plant Bands

Canary Birds

Canary Birds—To the persons seeking pin-money the raising of canaries offers great possibilities. One can start in with a small capital; the venture requires little. A conservative estimate places the profit of one pair of breeding birds at \$75.00 per year. There is always a good demand for American Raised Canaries. Birds with exceptionally good voices bring high prices.

There are several different classes of canaries: The German Hartz Mountain, St. Andreasburg Roller and Seifert Roller are the most popular and best. All birds offered by us are in full plumage, from ten to eighteen months old and in full song. The Hartz Mountain is the most popular of all singers. **Males, each, \$9.00.**

St. Andreasburg Roller, males. These are trained singers. Their tones are soft, musical and in variety; no harsh notes. **Each, \$10.75.**

Seifert Roller (males). These birds are trained by experts and are known as School-masters or trainers for the young singers. **Each, \$12.00.** These birds must be heard to be appreciated.

Seifert Roller (female) — Each, \$3.25.
Hartz Mountain (females) — Each, \$2.25.
St. Andreasburg (females) — Each, \$3.00.

Birds must be shipped by express. We can ship them safely to any part of the United States.

We can ship birds in the coldest weather even more successfully than during the hotter months. In ordering let us know if the birds may be shipped any time or must we give you several days' notice. Birds will lay their first hatch in January or February; one female will raise several broods each season. Order early.

American Raised Canary Birds

These birds are very popular with many bird fanciers. Their songs vary considerably. The birds are healthy, happy, cheerful companions. We do not send out a bird of this variety or any other until they have proven that they are superior singers. **Males each, \$8.50; females, each, \$2.00.**

We have a few American Raised Seifert Males that will develop into high class birds that we are offering at \$10.00 each. Mention American Raised Seiferts in ordering. **Each., \$10.00.**

Bird Supplies

Bird Seed—The best mixture for song birds. This seed does not contain any millet, hemp or other seed which is injurious to the song bird. **Per pound 25c; for 5 lbs., 90c; 10 lbs., \$1.70.**

Bird Gravel—Per package, 20c. **Bird Tonic**—Per bottle, 25c. **De Louser**—Per bottle, 35c.

Cuttle Bone—Large piece, with holder, 25c each.

Bird Cages — Round Cages all Brass

A good roomy cage with detachable bottom, with screen preventing the scatter ing of seed. This is a superior quality cage. We can furnish this cage in three finishes. **Plain brass, \$5.00 each; Gunmetal black, \$5.50 each; Sanitary Bronze, \$6.00.**

Frank M. Pewonka, Breckenridge, Minn.,
 Received the Canary this afternoon. He jumped out of the shipping box as soon as I opened it and he had been in the cage less than five minutes when he started singing. He surely is a fine marked bird.
 Mrs. A. S. Marshall, Forbes, N. Dak. May 10, 1926
 I am very pleased with my Seifert Roller Canary Birds received from you March 17. The male is a beautiful songster and delights all who hear him. The female has laid seventeen eggs since I received her, refused to set on the first five, but is now setting and is a contented and happy bird.






Planet Jr. Garden Tools

Make the work of your family garden light, quick and interesting, and get a bigger yield. Planet Jr. guaranteed implements are backed by over 40 years' experience.

No. 16 Planet Jr. Single Wheel Hoe, Cultivator, Rake and Hoe



No. 16
Price \$8.75

No. 17 — Same as No. 16, except it has no rakes. Price, \$7.75.
No. 18 — Single Wheel Hoe. Price, \$5.50. 15-inch Steel Wheel.

These Single Wheel Hoes are the highest type of the class. They have a great variety of attachments which adapt them to a large variety of work, and there is scarcely any garden cultivation they will not do.

No. 4 Planet Jr. Combined Hill and Drill Seeder, Wheel Hoe and Cultivator and Plow



Price, complete, \$17.50
As a Seeder Only (No. 4D), \$14.00
Holds 2½ Quarts of Seed.

Accurate, durable and easy running; sows all garden seeds from the smallest up to peas and beans in hills, 4, 6, 8, 12, or 24 inches apart, or in drills at the proper thickness and depth; rolling down and marking out the next row all at one passage. No time is lost. No seed is wasted. By removing the seeder parts and substituting the tool frame, you have a first-class single wheel hoe, with a set of specially hardened steel tools. Used by men, women or boys. Pays for itself in a season; lasts for years.

No. 12 Planet Jr. Double and Single Wheel Hoe Cultivator and Plow

Price, \$10.75

No. 12½ — Same, except Pair 3-Prong Cultivator Teeth in place of Single Teeth.

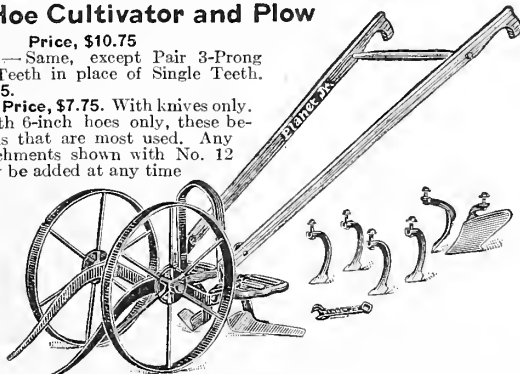
Price, \$10.75

No. 13 — Price, \$7.75. With knives only.

No. 3, with 6-inch hoes only, these being the tools that are most used. Any of the attachments shown with No. 12 or 12½ may be added at any time.

A double and single wheel hoe in one. — Has steel frame, and 14-inch steel wheels. Straddles crops till 20 inches high, then can be worked between rows with one or two wheels.

The hoes are wonderful weed killers and leave the ground almost level. The cultivator teeth are of improved design and admirable for deep work. The plows are invaluable for opening furrows for manure, etc., for covering and for plowing to or from the crop. The leaf lifters enable close work when plants are large or leaves are flat on the ground.



No. 25 Planet Jr. Combined Hill and Drill Seeder, Double Wheel Hoe, Cultivator and Plow



Price, \$21.00. Holds 2½ quarts
This combination is intended for gardeners who have a large acreage in crops for a double wheel hoe and prefer not to buy seeder and wheel hoes separately, and for the family garden where a double wheel hoe is preferred. As a seeder it is practically the same as Planter Jr. No. 4, and as a

wheel hoe has same steel frames and cultivating attachments as the Planter Jr. No. 12 Double Wheel Hoe.

No. 31 Planet Jr. Combined Drill Seeder and Single Wheel Hoe, Cultivator and Plow

Price, \$13.50

No. 31D as a Drill Seeder Only, Price, \$9.50


This new combined tool is of great value to thousands of gardeners who have never felt able to own either a seed drill or a wheel hoe. It will sow a small packet of garden seed with great precision in a narrow row from ¼ to 2 inches deep. Quickly changed to a splendid wheel hoe. A special machine for the small gardener at a price he can afford to pay.



Planet Jr. Star Pulverizer, Leveler and Weeder

Price, \$3.25

This new tool is especially adapted for preparing the seed bed, smoothing and fining the surface of the soil and putting it in the best possible condition for the seed planter.




The real blade, cutting 7½ inches, levels the ground perfectly. After the crops are started, it may be used between the rows as a weeder or as a crust breaker, leaving a fine mulch.

No. 119 Planet Jr. Garden Plow

Price, \$4.75. 24-inch Steel Wheel


No. 119 — This tool will appeal to those who prefer a high wheel tool for their garden work. Where the soil has not been so thoroughly and carefully prepared, the high wheel undoubtedly makes an easy running tool.



No. 8 Planet Jr. Combined Horse Hoe and Cultivator

Price \$17.00

No. 9—Without wheel.
Price \$13.50.



No other cultivating machine is so widely known for it is in use throughout the civilized world. So strongly built as to withstand incredible strain, yet light and easy to handle. Opens and closes furrows, hoes right up to the plant without danger of injury, throws dirt to or from the row and throws back from center again. Adjusts for any width.

PLANET JR. EXTRAS

4 1/2-inch Hoes, complete.....	pair	\$1.10
6-inch Hoes, complete.....	pair	1.30
7 1/2-inch Hoes, complete.....	pair	1.45
Steel Cultivator Teeth and Bolt.....	each	.35
Plows for Double Wheel Hoe.....	pair	1.35
Plow for Single Wheel Hoe.....	each	1.30
Three-Prong Cultivator Teeth.....	pair	1.75
Disc Hoes.....	pair	3.50
Rakes, 3-tooth.....	pair	1.00
Rakes, 5-tooth.....	pair	1.60

72-Page Planet Jr. Catalogue Free

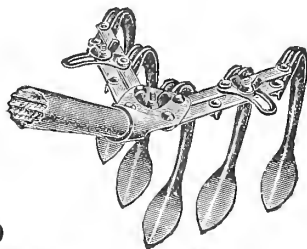
Describes 70 tools, including Seeders, Wheel Hoes, Horse Hoes, Harrows, Orchard and Best Cultivators. Write a postal for it.

PULL-EASY

Adjustable Garden Cultivators Cultivator Hoe, No. PE5

Combines the convenience of the popular 5-prong style with the additional advantage of the great PULL-EASY adjustable feature. Teeth are 9 inches long and very broad and strong. These long grasping teeth will cultivate deeper and more thoroughly than any other garden tool.

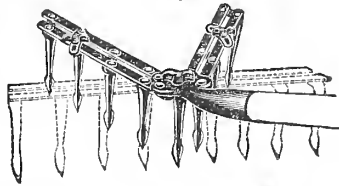
4-ft. straight-grained ash handle. Price, \$1.10 each. Parcels postpaid, \$1.35.



Cultivator Rake, No. PE9

At full width of 18 inches is better than an ordinary rake for preparing the seed bed, because of sturdy, long teeth. When vegetables are small the middle tooth is quickly removed for straddling plants and working two rows at once.

Teeth 3 inches long. Price, \$1.20 each. Parcels postpaid, \$1.40.

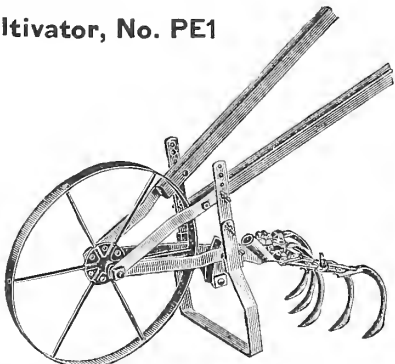


Wheeled Cultivator, No. PE1

Also has a keen edged high carbon tool steel weed cutter 9 inches wide. Under most conditions both cultivator and weed cutter can be used at the same time.

The cultivator can be quickly detached, put on a hoe handle and used as a hand tool.

The wheel is 14 inches in diameter — plow style, 13 lbs. Price, \$3.30 each. Parcels postpaid, \$3.75.



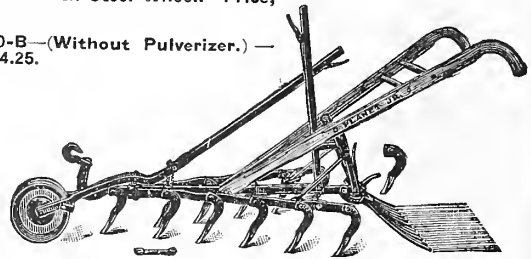
Annette C. Jones, Western, Nebr., March 25, 1926.

The Rose plant received from you is a fine specimen, much larger and better than is usually sent out by other nurseries.

No. 90 Planet Jr. Twelve-Tooth Harrow Cultivator and Pulverizer

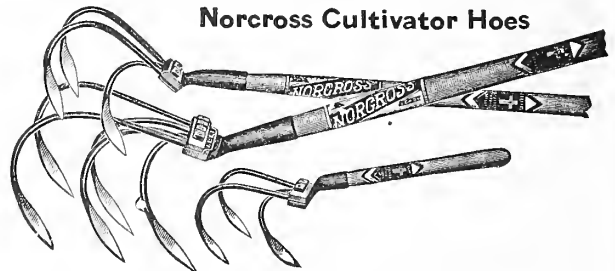
Complete with Steel Wheel. Price, \$17.00.

No. 90-B—(Without Pulverizer.) — Price, \$14.25.



The chisel-shaped teeth on this tool go as deep or shallow as you like close to row, without injuring plants, cut out all weeds, stir the soil and mellow and fine it as with a garden rake. Any width from 12 to 32 inches. A special favorite with strawberry growers, market gardeners, truckers and small fruit growers.

Norcross Cultivator Hoes



Close hand cultivation is best, and "Norcross" Cultivator Hoes and Weeders are like a human hand.

The "Norcross" is the only Cultivator-Hoe with detachable handle ferrule (Pat'd), which provides for its use as a wheel plow attachment. Professional gardeners declare that no wheel plow on the market has an attachment equal to our Cultivator-Hoe. All prongs are detachable.

Price, 5 prong, \$1.25; 3 prong, 90c each; midget, 45c each. Attachment for wheel hoe, 10c each. Parcels postpaid.

Hand Weeder — Lang's

Each.....\$0.25

The Cyclone Seed Sower




This is the best knapsack broadcast grain and seed sower made, and any person sowing any kind of grain or grass seed will more than save the cost of it on a very few acres besides sowing the seed much more evenly than they possibly can by hand. Order one to come with your grass seed. Price each, \$2.25; postpaid, \$2.55.

Dandelion Puller



CLOG-PROOF CLAW HOOKS ONTO THE ROOT


Lawn Insurance



NOTE HOW IT GETS THE ROOTS

Grass makes the lawn; dandelions are only disfigurements. Granting that the dandelion possesses beauty — flowers should be in the flower beds. The Hall Dandelion Puller is an absolute guarantee to a fine lawn. It saves the lawn because it gets the root. It leaves no bad looking hole to mark your work. The trowel-shaped blade slides into the ground while a patented prong catches the root. When it is pulled up you are done with that particular dandelion and its progeny. The root comes with it. 55c parcels postpaid.

Oat and Clover Huller and Scarifier



Oats and Clover Huller

I am showing a picture of the new Volz Huller and Scarifier. We have tried, we believe, all of the hullers and scarifiers that have been introduced by many inventors and none of them have given so satisfactory work as this. The price may seem high and it would be an unwise investment for a person who had only a small quantity of alfalfa, clover or oats, or other grains, to hull and scarify, but if you are growing pigs, calves, and chickens and do not grow the Hullless Oats, then you can well afford to own one of these scarifiers. It removes the hull from oats, speltz, and similar grains; it scarifies the hulls, sweet clovers, alfalfas and other seeds of that kind in the first operation and works rapidly. In simplicity of construction, operation and durability, no other machine compares with it and it requires less power than any machine doing an equal amount of work. This huller may also be attached to a

threshing machine thus rendering threshing, hulling and scariying one operation.

These machines are equipped with power pulley and shipment can be made on day of receipt of the order. **Large Size, \$150.00; Medium Size, \$100.00.**

Gophers Cost Alfalfa Growers Millions of Dollars

This is an unnecessary expense, and we all know that alfalfa and other fields are entirely ruined by them some years. A single gopher will make from fifty to five hundred holes and mounds in one acre. You often have eight to ten gophers per acre, and they destroy and damage your fields from 20% to 50%.

The Death Klutch Trap makes it easy for you, and a money-maker for the kids, to get rid of the gophers. Kansas, Iowa, and South Dakota and many other States pay ten cents bounty. Farmers everywhere willingly pay their children for catching the gopher. A trapper using a quantity of the Death Klutch Traps makes good money. Absolutely sure to do the work. **Price: each, 35c; 5 for \$1.50; 10 for \$2.75; 25 for \$6.25.**



Bringing in His Morning Catch



Makes Much Rain

Makes Much Rain — In a small space of time and over a large piece of ground, this is ideal for the large grounds, either lawn or garden. We have just put this system in to cover eight acres over the seed beds and the little evergreens cuttings and very small plants that they may have moisture to order until they become established. Did you ever watch your lawn or garden dry up and wither just at the season you had hoped for most from it, has plenty of water, but lacked a satisfactory system of applying it. I have looked them all over and this one will do the work, waters a space with ordinary pressure 50 by 18 feet, can be moved from one location to another in a moment and spreads water at the rate of one inch each nine hours. Furnished complete ready to operate for **\$11.00.**

The Eclipse Rotary Hand Corn Planter

Has given unequalled satisfaction during the last twelve seasons. It eclipses all others, having a positive feed and four changes of discs. It is extremely simple, and works much easier than other styles. Plants anything from cane to corn. The handiest tool on the place. **Price, \$2.40; postpaid, \$2.65.**



Pruning Shears, California Pattern

Very good quality. At this low price you cannot afford to be without a pair. **Price, \$1.00 parcel postpaid.**

French pattern, American made. These are highly finished, made of the very best material and will last a life time. They are the kind we use in our own nurseries. **Each, \$3.00, postage paid.**



Saucy Spray Sprinkler

For an inexpensive "honest to goodness" little lawn garden sprinkler, this one has all the rest beaten to a frazzle. You just attach the insignificant looking thing to the end of the hose and then look out if the small boy is waiting at the other end to start things, because he is going to get you sure. You will love this midget as soon as you see it in operation.

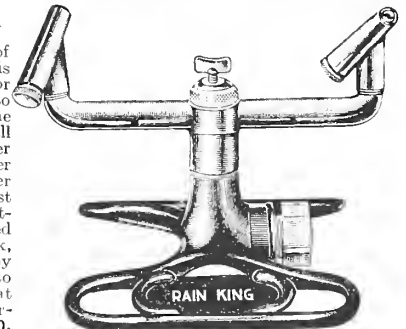
Each, postpaid, 85c.

Potato Planter — Get away from the back-breaking way with the hoe, get one of these and do three times as much work alone as two will the old way. It plants them right depth, and places the potato, not in the dust but in the moist earth where it belongs. This is not meant for the Potato Farmer with many acres but for the home garden and where the acreage is not enough to warrant a horse planter, you will be more than pleased with your investment. **Price, \$2.25; postpaid, \$2.80.**

Rain King Sprinkler — Control the rain on your lawn and garden with the rain king; it works forward, backwards, outside, inside, up or down, and the beauty of it is, it works all them when you turn on the pressure, covers a space from 8 to 70 feet in diameter as you desire, waters in the little corners, or along the sidewalks or next to your neighbors wash on the line without danger of its slopping over, all brass except the base, never clogs, always ready. **By parcel post, prepaid, \$3.70.**

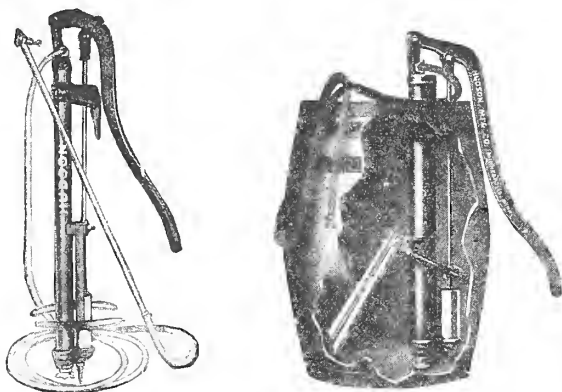


Rain King—Operates Ten Ways



Rain King

Hudson Barrel Sprayer



A Hudson Barrel Sprayer is desirable because the closed top prevents spilling, or prevents leaves, insects, dirt, etc., from getting into the solution. It can be mounted on a wagon or on a stoneboat and so moved from place to place or tree to tree. A handy outfit for spraying orchards, vineyards, truck gardens, berry patches, for whitewash, cold-water paints, etc.

Pump is our regular No. 4 Barrel Pump fastened in top of barrel with malleable clamps. Easily removed for cleaning, etc. Tank is 50-gallon welded steel barrel which will not warp, crack or check. (Wood barrel can be furnished on special orders.) Fitted with filling hole cover to prevent spilling. Discharge Equipment consists of 6 feet of 3/8-in. 5-ply spray hose and 4-foot extension rod—total 10 feet, and angle Ideal Nozzle.

Standard Package—One in a crate. Shipping weight, 128 lbs.
No. 4-A. Barrel Outfit as shown.....\$14.00

Hudson Perfection Sprayer



For general high pressure purposes, the Perfection is the very best. Easily operated and economical to use for whitewashing, disinfecting, deodorizing, cold water painting, etc. Best materials, best construction and best quality throughout.

Tank is either brass or rust-resisting copper bearing steel sheet. Capacity, 4 gallons. Pump is seamless brass tubing. Fastens to tank by heavy threaded malleable cap which screws onto brass tank collar. This unit construction combines strength, simplicity and easy access to parts. Nozzle is designed for high pressure work. Handles any solution and works perfectly under all pressures.

Regularly equipped with 12-inch brass extension rod as shown. Permits the operator to quickly and easily reach low-lying plants, under surfaces of leaves, all parts of trees, shrubs or vines, or the nooks and corners of the poultry house, dairy barn or hog pen, without tiresome bending or climbing. Fitted with standard 1/4-inch iron pipe threads so that a longer rod can be used if desired.


Trademark Registered

Standard Package—One in heavy fibre carton.

Shipping weight, approximately 12 pounds.

- No. 110G. Perfection, Galvanized Tank.....\$ 7.00
- No. 110B. Perfection, Brass Tank..... 10.00
- No. 171B. Extension Rod, 1-foot brass..... .45
- No. 172B. Extension Rod, 2-foot brass..... .60

Garden Trowel



Style G—All Steel handle, 6-inch steel blade. Price, 30c, postpaid.

Hudson 4-Row Field Sprayer

The Hudson Four-Row Field Sprayer is a favorite with the small potato or onion grower, for it is an inexpensive high-pressure outfit which will cover ten to fifteen acres per day. Can be used on any other field crop such as cotton, tobacco, etc., which is planted in rows. The boom is mounted on the rear of a car or light wagon, high enough to clear the rows, the pump is mounted in a clean hardwood barrel set in the wagon box, and the outfit is then ready for work.

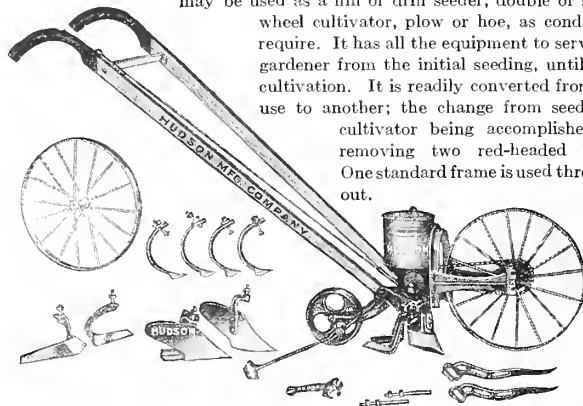
Pump is our regular No. 4 Barrel Pump, capable of developing 200 lbs. nozzle pressure. May be used with the Boom, or alone for whitewashing, disinfecting, etc.

Boom is equipped with four fog nozzles adjustable for rows 32 inches to 48 inches apart. Extension rods carrying the nozzles are also adjustable, making the boom easy to handle in narrow places, and in fence corners. Rods may be set at right angles for spraying grape vines, etc.

Shipping Weight—Securely crated. Spray Boom, 30 pounds; Barrel Pump, 30 pounds.
No. 14. Four-Row Outfit complete, no barrel or wagon.....\$26.00
No. 27. Spray Boom only..... 15.00

Hudson Seeder Single or Double Wheel Cultivator

The No. 201 Machine is a combination outfit which may be used as a hill or drill seeder, double or single wheel cultivator, plow or hoe, as conditions require. It has all the equipment to serve the gardener from the initial seeding, until final cultivation. It is readily converted from one use to another; the change from seeder to cultivator being accomplished by removing two red-headed bolts. One standard frame is used throughout.



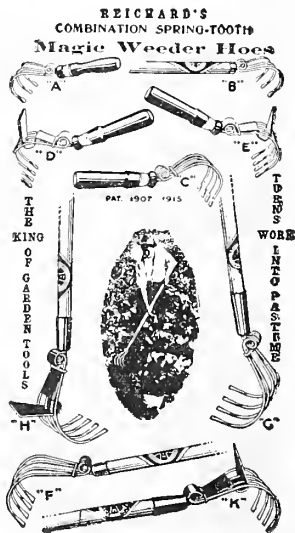
No. 201. Hudson Seeder and Cultivator.....\$15.45

No. 201 can be converted into the following tools:

- Seeder and Cultivator—single wheel only.
- Seeder only—no tool equipment.
- Double Wheel Cultivator—all tool equipment.
- Double Wheel Cultivator—less plows.
- Double Wheel Hoe—hoes only.
- Single Wheel Cultivator—all tool equipment.
- Single Wheel Cultivator—less plow.
- Single Wheel Hoe—hoes only.

Magic Weeder Hoe

The Magic Weeder Hoe is the best garden hand-weeder we have ever used. Each tooth works separately on springs and is sure death to the weed. **Prices:** Size A, 20c; size B, 25c; size C, 35c; size D, 45c; size E, 50c; size F, 65c; size G, 85c; size H, \$1.00; size K, \$1.05. Postpaid.



REICHARD'S COMBINATION SPRING-TOOTH Magic Weeder Ho

THE KING OF GARDEN TOOLS
TRADE MARK
L. H. GARDNER
WORKS
PAT. 1907 1915

"Practical Potato Culture"

Is what its name implies, a treatise edited by a practical grower of long experience, E. A. Rogers, Maine, who is at the head of Seed Improvement Department of that State which holds the record of the largest pot per acre.

It contains 128 pages with 26 half-tone illustrations, indexed under 38 Chapter heads, giving information of General Farming Potato Soils, Humus, Determination of the Potato Seed and Cutting of Same, Saving Potato Boll Seed, Fertilizers, Cultivation, Insecticides, Harvesting, Storehouses, Marketing, Home Gardens, Melons, etc.

The price of this valuable book is 50c, but for the present we will mail copies free to our customers upon receipt of names and addresses plainly written and 6c postage stamps to pay postage.

Bug Death

A non-poisonous powder to be applied dry or mixed with water and sprayed on the plants. It is a death to the potato, squash and cucumber bugs, currant and tomato worms. It is best applied dry with a duster or bellows at the rate of about 12 lbs. per acre. **Price, 1 lb. sifter tops, 25c; 3 lbs., 40c; 5 lbs., 65c; 12 1/2 lbs., \$1.45; \$100 lbs., \$8.75.**

Bug Death Gun—This gun is the best and cheapest method of distributing Bug Death or other dust preventals. These can be packed up with your other orders, and you will find it a very satisfactory buy. **Price, \$1.00.**

Dickey Shaker, for applying above, 50c each; **B. D. Shaker**, 80c each.

Bug Death Aphis

For sucking insects, lice, aphids, flea beetles and fungus, this preparation is offered with full confidence in its protective as well as destructive power. There is no place where it can work injury, its sole mission being to protect and to save.

For the currant worm, the Flea beetle, the Rose of Tree aphid, as well as other forms, its destructive power is assured. Dr. Twitchell has for 16 years relied on Bug Death, which constitutes the base of Bug Death Aphis, in all his field and garden work, with complete success.

The housewife will here find the ideal agent to use for the health of all house plants, and the greenhouse worker be assured security from all necessity for using any of the arsenical preparations; the orchardist finds here the ideal dust for his trees carefully mixed, **ready for use**; the gardener be insured against attacks from those pests and diseases which so often work serious injury, and all the while the health of the plant and life of the soil will be enhanced. That it is absolutely free from all forms of arsenic gives it a peculiar value with those who would seek freedom from the danger attending the use of that indestructible mineral poison, whose only mission is to kill. We offer **Bug Death Aphis**, believing that it will meet a long felt want and prove of incalculable value to all growers.

Directions

Apply, using Dickey Bug Death Duster, cheese cloth bag, blower gun, or, for apple trees, power blower.

First application should be when leaves are half-grown, and second just as petals fall.

With all house plants apply as soon as presence of aphid or lice is suspected. A generous application will at all times promote health and prevent attacks.

12 oz. Sifter Top, each 25c, postpaid; 10 lbs., \$1.40; 80-lb. Kegs, freight, \$8.75.

STIM-PLANT

Plant Stimulant, Tablet, An All-the-Year Fertilizer for Garden and House Plants

Growers of fine flowers, shrubs and vegetables for the best markets and for exhibition fertilize and stimulate them frequently, a little at a time. An excellent fertilizer for this purpose is Stim-u-plant, an odorless, highly concentrated plant-food, in tablet form, with guaranteed chemical analysis of 11 per cent nitrogen 12 per cent potash. The proportions are accurate, there is no wasted filler. In this form you apply plant food just where you want it. Stim-u-plant is specially fine for roses, increases production, heightens color and improves quality at once. Amateur growers should not attempt to use other plant stimulant. This is prepared to do just what you desire; use it out doors and in the potted plants in winter. It is fine for trees, gardens, flowers, and potted plants. Very easy to use. Full instructions with each package. Order "Stim-u-Plant" tablets with your seed and tree order. **Trial size, 15c; medium size, 25c; 100 tablets, 70c; 1,000 tablets, \$3.50.**

Dry Lime Sulphur

For many years growers have been using liquid lime sulphur solution; they are thoroughly familiar with its use and the results it will accomplish as a spraying material.

A barrel of liquid lime sulphur weighs 600 pounds. Eighty pounds of dry lime sulphur will accomplish the same results. It is easily handled, can be carried over winter safely as it will not leak out of container, and no danger of freezing.

It is particularly effective in control of the following: San Jose Scale, oyster shell bark louse, scale insects; fungus diseases, such as peach leaf curl and apple and pear canker, apple scab, brown rot on peach or plum, blight-nite, etc.

All orchards should have a dormant or winter spray of lime sulphur. For further information write for pamphlet.

1. Dormant Spray, for Scale when Blossoms Fall, 1 lb. to 3 1/4 gal. of water
 2. For Worms and Diseases, 1 lb. to 16 gal. water. Add 1/4 lb. lead arsenate.
 3. Every ten days, repeat second spray.
- 1 pound packages, \$0.35 25 pound packages, \$ 3.95**
5 pound packages, 1.25 100 pound packages, 14.80
10 pound packages, 2.25

Sulphur—Powdered. For mildew. 1 lb., 15c; 5 lb., 60c; 10 lbs., \$1.00; 100 lbs., \$6.00.

Bordeaux Mixture. Powder. Can be used dry or as a spray. When used as a spray, 6 lbs. to 50 gals. of water will make 3-3-50 mixture. 1 lb., 45c; 5 lbs., \$1.70. 10 lbs., \$3.25; 100 lbs., \$21.00.

Dry Lead Arsenate: Not available. A poison for chewing insects that does not burn the leaves and stays on longer than any other. Kills most insects rapidly and efficiently. Controls Codling Moth, Leaf-rollers, and all leaf chewing insects, 1 to 1 1/2 lbs. to 50 gallons of water. **Price, 1 lb., 65c.; 4 lbs., \$1.85.**

Saves Money by Saving Crops

It is estimated that rats and mice consume grain each year in the United States alone the value of more than \$10,000,000. Most of this waste can be saved if **Rax** is given a chance.

Rax Is Not a Poison—While it is absolutely deadly to rats and mice, it is **harmless to human beings, domestic animals, poultry and birds.** It may be used anywhere with complete safety.

Rats Leave Before They Die. Within a few days after eating bait prepared with **Rax**, rats and mice become feverish and seek the open air where they die—outdoors.

How to Use Rax. Add water to the bottle and shake contents until water is cloudy. Then moisten bait (bread, crackers or cheese) with the mixture and place it near the holes. **Rax** does not affect the taste of the bait.

Directions with each package. Bottle is enough for an ordinary house; allow one bottle to each 500 feet of floor space in large barns, mills, etc. **Price, 75c per bottle, postpaid.**



FERTILIZERS

Odorless Lawn Dressing

A lawn dressing that we can highly recommend. Good soil builder and plant food. For lawns use three pounds per 100 sq. ft. three times each year. **5 lbs., 40c; 10 lbs., 75c; 25 lbs., \$1.50; 50 lbs., \$2.25; 100 lbs., \$3.75.**

Superphosphate

This is used very extensively on heavy soils for all truck gardening, and should be used in conjunction with all animal manures. **5 lbs., 35c; 10 lbs., 65c; 25 lbs., \$1.25; 50 lbs., \$2.00; 100 lbs., \$2.25.**

Ground Bone Meal

Is an excellent fertilizer for all gardening purposes, particularly adapted for fruit trees, roses and all nursery stock. Should be forked in the soil in the fall if possible. **5 lbs., 35c; 10 lbs., 60c; 25 lbs., \$1.25; 50 lbs., \$2.25; 100 lbs., \$4.00.**

Nitrate of Soda

Should be used very carefully. One tablespoonful to gallon of water. Produces foliage abundantly. **1 lb., 20c; 2 lbs., 35c; 10 lbs., \$1.50; 25 lbs., \$2.55; 50 lbs., \$4.15; 100 lbs., \$6.95.**

SEMESAN

Treat Seed Corn with Semesan and Increase the Yield
The Premier Mercuric Disinfectant for all fungous diseases—Use as Dust or Liquid—Safe—Economical—Sure!

Supplanting Bordeaux Mixture, inorganic mercuric disinfectants, and corrosive sublimate. Tested by practically every Experimental Station, and Agricultural College, and highly recommended. Widely used for all field crops. Semesan can be used as a dust or liquid. No special skill or equipment needed. Highly toxic to fungi, although harmless to plant life. Low grade seeds, when treated with Semesan, have frequently shown 80 to 100% increased germination and the resulting plants were very much sturdier.

Semesan is supplied in three forms—the regular **Semesan**, which is a general treatment for all fungous diseases of plant life, **Semesan Jr.**, specifically for diseases of sweet peas and field corn, and **Semesan Bel** for diseases of potatoes and other tubers, bulbs, corns, and roots.

There has been a greater loss to the vegetable, flower and fruit grower through diseases that are easily controlled by treatment of diseases of seeds and plants than from almost any other cause. Growers associations of many States are advising seed and plant treatment where it is possible to do so.

The Du Pont Semesan not only controls diseases and increases crop yields, but hastens germination and stimulates growth. It can be applied in either dust or liquid form. It is especially good for the prevention and cure of diseases of Cabbage, Brown Patch and Crown Gall diseases in anything. In fact, it is a good cure and preventative of any plant and tree disease.

Write for bulletin for more complete description. **Price 50c for 2 oz. Bottle, \$1.00 for 4 oz. Bottle, \$1.60 for 8 oz. Can, \$2.75 for 1 lb. Can, \$13.00 for 5 lb. Can, \$62.50 for 25 lb. Can.**

Silk Hosiery

We are distributing every year more than a million catalogs like this one. The seed and nursery business is more or less seasonal, and we are trying to add each year to the catalog items that sell every day in the year, items on which we can save our customers money and give them satisfaction. We are offering this year for the first time the output of one of the biggest select hosiery mills in the United States, offering you quality that cannot be surpassed and at prices that will surely save you money.

WE WILL PAY YOU FOR AN IDEA

If the millions of people who read this catalog would simply write us, telling of something that would sell best and on which we could save them money and, if we adopt it in our next catalog, we will pay you a cash premium for the idea. All of you are buying at some time of the year from catalogs, and you will know the most attractive items to yourself.



- Black.
- Flesh.
- (1) Peach.
- (2) Beige.
- French (dark) nude.
- (3) Tanbark (medium tan)
- Moonlight (light gray).
- (5) Rose taupe (gunmetal slightly rose tinted).

SIZES: 8½, 9, 9½, 10, 10½.
State size wanted.
 Postage, per pair, 3c extra
 The wearing of fine silken Hosiery is an inexpensive enjoyment. It doesn't seem possible that stockings as lovely as these can be had for only a dollar a pair. They are spring needle knit from pure Japanese thread silk which gives them a smoother, more elastic fit than most stockings. Silk all the way up to the six-inch lisle top.
 An invisible "stop-run" really stops garter runs and protects the silk.

\$1.00
 A Pair

Style No. 530 is a ladies' pure thread silk hose, service weight, silk up to the hem, with a mercerized hem top, triple seam in back, similar to a full fashioned hose, full seamless; sizes; 8½ to 10; colors: black, white, flesh, peach, moonlight, piping rock, zinc, atmosphere, french nude, bran. **Price: pair, \$1.35; 3 pairs for \$3.75.**

Style No. 871 is a ladies' full fashioned pure thread silk hose, service weight, with a fine gauge mercerized top, made strong for wear, and a very popular hose with the ladies; sizes: 8 to 10; colors: black, white, moonlight, piping rock, zinc, rose taupe, atmosphere, champagne, glow, french nude, bran, peach, shadow, parchment, woodland rose, mauve. **Price: pair, \$1.88; 3 pairs, \$5.00.**

Mercerized Lisle

- French (Dark) Nude.
- Black.
- Brown.
- 45c A PAIR
- OUTSIZES: 8½, 9, 9½, 10, 10½. **State size wanted.**
- Postage, per pair, 2c extra

If you like Stockings that cling with smooth perfection, order this brand. Made of fine mercerized cotton with seamless feet, they are just as comfortable as ordinary stockings, but because they Wide hemmed are shaped in the knitting, they fit perfectly tops. Neat seam up back adds to the trim appearance of one's ankles. Reinforced heels and toes. Double soles.

Our Finest Chiffon Silk

\$2.25 A PAIR

- (1) Black.
- (2) Flesh.
- (3) Nude.
- (4) Tanbark (medium tan)
- (5) Moonlight (light gray).
- Rose taupe (gunmetal slightly rose tinted).
- SIZES: 8½, 9, 9½, 10. **State size wanted.**
- Postage, per pair, 3c extra

When milady steps forth with ankles clad in these dainty chiffon silk Stockings, she has the satisfaction of knowing that no other hosiery will be more admired. All silk from top to toes, of the finest, firmest quality, full fashioned throughout, to cling smoothly to graceful ankles. Hemmed top is reinforced on inner side with mercerized lisle. Contrasting stripe below the hem is a dainty mark of identification. All silk feet have inner reinforcing at soles, heels and toes of the mercerized lisle.



THREE PAIRS FOR 95c.

- Black.
- Dark brown.
- Gray.

Sizes, 9½, 10, 10½, 11 and 11½. **State size.** Shipping weight, three pairs, 10 ounces.

Medium heavy weight, fine gauge socks, knit of a high grade mercerized cotton yarn. The heels, toes and soles are reinforced with a two-thread mercerized cotton yarn. Also has another special reinforcing in the toe to give extra wear. Fully seamless. Elastic ribbed tops.



Our Best Quality Silk Sock—Full Fashioned Genuine Silk

75c EACH PAIR

- Black.
- Dark Brown.
- Champagne.
- Medium Gray.

Sizes, 9½, 10, 10½, 11 and 11½. **State size.** Shipping weight, 2 ounces. Socks that will please men who appreciate quality and fineness. Full fashioned. Mercerized cotton lisle heels, toes, and elastic ribbed tops. Double soles. High speed heels.

Men's Mercerized

Style No. 1807 is a men's full fashioned pure thread silk hose, sizes 9½ to 11½; colors: black, white, cordovan, grey, navy, champagne, french tan, bombay. **Price: pair, 98c; 3 pairs, \$2.74.** Style No. 1615 is a mens' pure thread silk semi-fashioned; colors: black, white, cordovan, grey, navy, champagne, and french tan. **Price: pair, 64c; 3 pairs, \$1.79.**

Two Thirds Wool

55c A PAIR

- Black and White Canada Mixture only.
- One large size only
- Postage, per pair, 2c extra

Exceptionally warm and comfortable Canada mixed Socks, knit from about two-thirds wool yarns in black and white. Heavy ribbed stitch leg with plain knit feet. White reinforced heels and toes.

Heavy Weight Combed Cotton Stockings for Boys

40c A PAIR; 3 PAIRS FOR \$1.15

- Black.
- Sizes, 6, 6½, 7, 7½, 8, 8½, 9, 9½, 10 and 10½. **State size.** Shipping weight, three pairs, 10 ounces.

These stockings are knit from fine combed cotton yarns. Have reinforced ribbed legs that are narrowed at the ankle and with flat knit feet. Fully seamless. They are strong but not clumsy. Reinforced heels and toes.

Medium Heavy Weight Fine Gauge Combed Cotton Stockings for Girls

35c A PAIR; 3 PAIRS FOR \$1.00

- Black.
- Dark brown.
- Sizes, 6, 6½, 7, 7½, 8, 8½, 9, 9½ and 10. **State size.** Shipping weight, three pairs, 10 ounces.

Sister, too, needs good, strong stockings, but it wouldn't be right to put sister's tender feet in the same heavy stockings that brother wears. Here's the kind for her — they're exceptionally neat. A double strand of yarn is knit into the tops, giving more strength at the knee. Flat knit seamless feet. Reinforced heels and toes.

Full Fashioned Service Silk

\$1.48 A PAIR

- Black.
- Flesh.
- Nude.
- National (medium) gray.
- (1) Beige.
- (4) Rose taupe (gunmetal slightly rose tinted).

The fine appearance of these luxurious Silk Stockings will delight you — yet they are made in a practical service weight that will give unusually long wear. Full fashioned throughout to cling neatly at ankles, they have a knee boot of finest pure Japanese thread silk that comes up over the knee. Only silk of this superior grade made so well, enabling us to offer you the newest of the season's soft costume shades. Full garter top of mercerized silk finished with a neat hem. Firmly reinforced heels, soles and toes. A quality which sells at most stores for a much higher price.

Glass Cloth

GLASS CLOTH
Lets the Violet Rays Through



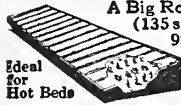
Keeps Hens Laying all Winter

Not glass, but a specially processed fabric treated to render it transparent, weatherproof and water-proof, shutting out cold, snow, wind and rain; transparent to admit light and warmth and the valuable Ultra Violet rays of the sun which are so necessary and beneficial to animal and vegetable life. Sheds a warm, soft, white light and scatters the light to all parts of the enclosure, leaving no dark corners as glass does, a soft light much preferred by poultry to the strong, direct rays of the sun as they come through glass.

Laboratory and government experiments prove that Glass Cloth freely passes the Ultra Violet rays and that common glass actually stops these valuable rays of the sun. Do not confuse the strong bright light of the sun with the Ultra Violet rays. The strong, bright rays are the heat rays and Glass Cloth scatters these heat rays to all parts of the enclosure. The Ultra Violet rays are the violet rays which are invisible to the naked eye and



Fine for Baby Chicks Too
Special Trial Offer



A Big Roll containing 15 square yards (135 sq. ft.) (Will cover scratch shed 9x15 ft.) will be sent you pre-paid on receipt of \$5.00. Use this for scratch shed or poultry houses, hot beds, cold frames.

Close storm doors and windows, enclosing porches for the winter, etc., for ten days and if you do not find it lets in a more healthful and agreeable light and warmth and gives better results than glass or any other glass substitute just return and we will refund your money. Common sense instructions "Feeding for Eggs" with every order. Catalog on request.

Price the Cheapest—Results the Best
Compare with Glass or Other Substitutes

contain the health giving vitamins necessary to animal and vegetable life.

More chicks die from chilling and inactivity than from any other cause. The sudden changes, the cold and dampness of spring weather are particularly dangerous and invariably the beginning of chick troubles. Keep your chicks moderately warm in a dry, roomy scratch shed or brooder house which has a liberal frontage of Glass Cloth, where they can scratch in comfort and work up a healthy circulation of blood, which will produce bodily warmth and vitality and avoid the dreaded loss so common when they chill, huddle, become more and more lifeless and finally die for the lack of vitality.

GLASS CLOTH PRICE LIST

6 yards . . . \$2.25	15 yards . . . \$5.00	100 yards . . . \$32.00
10 yards . . . 3.50	50 yards . . . 16.50	

All Transportation Charges Paid

White Wonder Millet

The most striking feature of White Wonder Millet is the size of the heads. The heads of this variety will run from eight up to eighteen inches and a single head will have as many as 15,000 seeds. The head shown in the illustration measured just twelve inches when straightened out.

The yield of White Wonder Millet is very heavy and this variety will yield fully half again as much as Golden Millet and some growers state that it will outyield other millets three to one.

Another very desirable feature is its earliness. White Wonder Millet is much earlier than Golden Millet and almost as early as Siberian Millet.

The foliage is very heavy and the leaves broad, resembling those of corn. It produces an immense amount of excellent fodder which cures very readily. Per lb., 20c. 25 lbs., \$1.65. 50 lbs., \$2.75. 100 lbs., \$4.75.

Sweet Clover Seed Bargain Until Supply Is Exhausted

(Quantity of this Special Sweet Clover Seed on Hand, 138 Bags of 150 Pounds Each)

Handling, as we do, many cars of White and Yellow Blossom Sweet Clover each season, there is always a certain portion that does not grade No. 1, and consequently cannot be sold as what we call our "Catalog quality."

We have always disposed of this in a wholesale way or to people who come direct to our warehouse and examined it before buying. But this year on account of the demand for the bargain Alfalfa seed from our 1926 catalog, we have decided to give our customers the benefit of this second grade seed, which is of high germination, free from injurious weed seeds, but requires about three pounds more seed per acre than the highest grade. This seed may be a little off color, a little lighter, but is strictly safe for sowing. We can furnish you the Yellow, White and Grundy County, and are pleased to make you the following very low prices:

White Blossom, 100 lbs., \$10.50; 150 lb. sack, \$15.40.
 Yellow Blossom, 100 lbs., \$11.00; 150 lb. sack, \$16.00.
 Grundy County, 100 lbs., \$11.50; 150 lb. sack, \$17.00.

Alfalfa Seed Bargain, Until Supply Is Exhausted

(Quantity of this special alfalfa seed on hand, 210 bags of 150 pounds each.)

Every year we have some alfalfa seed that on account of its color, weight or for some other reason, is not good enough to go into the highest grade. We have usually sold this locally to the customers who come direct to our warehouse but we have decided this year to offer this seed to those who receive the catalog, feeling that they are entitled to the bargain price at which we dispose of this to our local customers. This seed is mixed as to variety, as we take all of the seed of the Cossack, Grimms and Dakota 12 that is not high enough grade to go into the highest grade, put it into the mixer, mix it thoroughly and sell it at a very low or bargain price. The seed is of good germination, fairly good color and 96% or better pure. A pound of this seed on account of its size or weight, contains a greater number of seeds than a pound of the first grade but as the germination would be something less than the highest grade, we advise sowing three pounds per acre more of this than of the other seed. For instance: if you are in the habit of sowing 12 pounds of alfalfa seed per acre, sow 15 pounds of this.

Figure it out for yourself and you will find that you are saving money. We quote this, while it lasts, at \$17.00 per 100 lbs.; 50 lbs., \$9.00.

Honey Bees and Bee Supplies

South Dakota produces more honey per stand than any other state.

A little money invested in Bees will give you more pleasure and profits than the same amount invested elsewhere. The Bees I am offering you are free from disease and are the very best Italian Bees obtainable. The writer of this article, P. S. Gurney, got two pounds of these bees with a selected queen the same as we are offering you and they made in a single season 192 pounds of surplus honey besides making about 60 pounds for their own use. What have you that will give you such sweet returns? Price, 2 pounds Best Italian Bees and selected queen, \$6.10 by express. (About 7,000 Bees per pound.)



Professor N. E. Hansen in Siberia Dressed in the Cossack Costume, Searching for Cossack Alfalfa

8 and 10-Frame Excelsior Cover Hive

No Foundation

5-8-fr., 1 story hives, excelsior cov.	K. D.	\$12.50, wt., 110 lbs.
5-10-fr., 1 story hives, excelsior cov.	K. D.	13.75, wt., 124 lbs.
1-8-fr., 1 story hive, excelsior cov.	K. D.	3.00, wt., 24 lbs.
1-10-fr., 1 story hive, excelsior cov.	K. D.	3.25, wt., 27 lbs.

Slotted Bottom Bar Frames with Dadant's Wired Foundation Saves 75% of Your Time.

Medium brood wired foundation for Hoffman frames with slotted or unslotted bottom bars. Please specify when ordering.

1 lb., \$1.05; 2 lbs., \$2.00; 5 lbs., \$4.70; 25 lbs., \$22.90.
Thin super foundation for section boxes or shallow frames.
1 lb., \$1.10; 2 lbs., \$2.05; 5 lbs., \$5.00; 25 lbs., \$23.75.

Woodman's Bingham Bee Smokers, Best on the Market

Little Wonder, 3 inch, each . . . \$.90	Smoke Engine, 4 inch, each . . . \$1.50
Doctor, 3 1/2 inch, each . . . 1.25	Big Smoke, 4x10, each . . . 1.75

Excelsior bee veil, made of wire screen, very durable, and fits over the head and shoulders in such a way as to be absolutely bee tight, each, \$1.25. Lewis 4-Way Bee Escape, 20c each.

10-Frame No. 1 Style Comb Honey Super

5-8-fr., No. 1 comb honey supers, K. D.	\$4.55, wt., 36 lbs.
5-10-fr., No. 1 comb honey supers, K. D.	\$4.90, wt., 38 lbs.
5-8-frame shallow ext. supers, K. D.	\$4.50, wt., 30 lbs.
5-10-frame shallow ext. supers, K. D.	\$5.20, wt., 41 lbs.

HONEY BOXES. Renew Favorite Brand

Size	100	500	100	500	100	500
4 1/4 x 17 Beeway	\$1.40	\$6.50	\$1.30	\$6.25	6	38
4 1/4 x 1 1/2 Plain	1.25	5.95	1.05	5.45	6	32
4x5 Plain	1.25	6.00	1.10	5.50	5	31

SHALLOW EXTRACTING FRAMES
 Per 10, 55c; per 50, \$2.35; per 100, \$4.50. Postage, 10c.
ONE-STORY STANDARD HIVE, WITH METAL COVER.
ITALIAN BEES IN HIVES

One complete hive Super and Bees for shipping in May or June, \$15.00 by Express.
 KD means Knocked Down, or in Flat; NP means Nailed and Painted.

INDEX

- A**
- Abutilon..... 39
 Achillea..... 39
 Ageratum..... 39
 Alfalfa..... 57
 Ahmond..... 7-103
 Althea..... 103
 Alyssum..... 39
 Amaranth..... 39
 Ampelopsis..... 110
 Anemonee..... 39
 Anthirrhinum..... 39
 Apples..... 74-78-118
 Apples, Crab..... 77-118
 Apricots..... 79
 Aquilegia..... 39
 Artichokes..... 68
 Ash..... 37-94
 Asparagus..... 7-73
 Aster..... 38
- B**
- Baccata Apple..... 74
 Balloon Vine..... 39
 Balsam..... 39
 Balsam Apples..... 39
 Barbary..... 103-121
 Bargain..... 80-90-128-135
 Barley..... 65
 Basswood..... 94
 Beans..... 7-19
 Beans, Castor..... 47
 Beddles Crab..... 103
 Bedding Plants..... 128
 Bee Supplies..... 135
 Beets..... 9
 Birch..... 94-99
 Birds..... 128
 Bittersweet..... 110
 Blackberry..... 87
 Bleeding Heart..... 111
 Blue Bell..... 41
 Blue Grass..... 64
 Borecole..... 10
 Bouncing Bet..... 48
 Box Elder..... 37-94
 Broccoli..... 10
 Bromus..... 64
 Broom Corn..... 71
 Browalla..... 39
 Brussels Sprouts..... 10
 Buckeye..... 93
 Buckthorn..... 121
 Buckwheat..... 65
 Buffalo Berry..... 80
 Bug Death..... 133
 Bulbs..... 112
 Bulletins, Free..... 6
 Butterfly Bush..... 103
 Butternut..... 93
- C**
- Cabbage..... 12
 Caladium..... 126
 Calendula..... 40
 Calliopsis..... 39
 Canary Birds..... 128
 Candytuft..... 40
 Cane..... 71
 Cannabis..... 41-125
 Canterbury Bell..... 41
 Caragana..... 37-94-121
 Cardinal Climber..... 40
 Carnations..... 41
 Carrots..... 11-19
 Castor Bean..... 47
 Catalpa..... 37-95
 Cauliflower..... 10
 Cedar..... 37
 Celeric..... 10
 Celery..... 10
 Celosia Cockscomb..... 41
 Centaurea..... 40
 Chard..... 9
 Cherry..... 70-95
 Chestnut..... 93
 Chickens..... 51-55
 Chicken Remedies..... 55
 Chicory..... 10
 Chinese Cabbage..... 13
 Chinese Lantern..... 41
 Clives..... 26
 Chrysanthemums..... 42
 Cigar Plant..... 40
 Cineraria..... 40
 Cinnamon Vine..... 110
 Citron..... 22
 Clarkia..... 39
 Clematis..... 40-110
 Climbing Vine..... 110
- C**
- Clover..... 59
 Clover Huller..... 131
 Cobaea Scandens..... 40
 Cockscomb..... 41
 Coffee Tree..... 97
 Coleus..... 40
 Color Pages..... 17-51-85-119
 Columbine..... 39
 Coreopsis..... 41
 Corn, Field..... 60
 Corn, Kaffir..... 71
 Corn, Planters..... 131
 Corn, Pop..... 15-63-133
 Corn, Sweet..... 14-19
 Cosmos..... 40
 Cotenaster..... 121
 Cottonwood..... 95
 Cowslip..... 101
 Cranberry..... 44
 Cress..... 10
 Crocus..... 126
 Cucumber..... 13-19
 Currants..... 84-86-87
 Cuttings..... 98
 Cypress Vine..... 41
- D**
- Dahlias..... 42-123
 Daisy..... 42-111
 Dandelion..... 15-130
 Delphinium..... 45-111
 Deutzia..... 103
 Dewberry..... 87
 Dianthus..... 42-111
 Dogwood..... 103
- E**
- Egg Plant..... 15
 Elder..... 104
 Elm..... 95
 Emmer..... 65
 Endive..... 19
 Escholtzia..... 43
 Evergreen..... 37-99-102
 Everlasting Flower..... 43
- F**
- Fanning Mills..... 56
 Fern..... 111
 Fertilizers..... 133
 Peterita..... 71
 Field Seed Prices..... 3-4
 Flax..... 65
 Flower Seeds..... 38
 Flowering Currant..... 103
 Flowering Plums..... 106
 Flowering Shrubs..... 103
 Forest Trees..... 94
 Forget-me-not..... 43
 Forsythia..... 103
 Four O'Clock..... 43
 Foxglove..... 42
- G**
- Gaillardia..... 43-111
 Garden Lemon..... 22
 Garden Tools..... 129
 Garlic..... 15
 Geranium..... 43
 Gladiolus..... 85-122
 Glass Cloth..... 135
 Godetia..... 43
 Golden Glow..... 111
 Gooseberry..... 85-89
 Gopher Traps..... 131
 Gourds..... 44
 Grafting Wax..... 77
 Grapes..... 86-87-88
 Grass Seed..... 64
 Guarantee..... 2-102
 Gurneys..... 1
 Gypsophila..... 43
- H**
- Hackberry..... 96
 Hazelnut..... 93
 Hedge Plants..... 121
 Heliotrope..... 43
 Herbs..... 16
 Hibiscus..... 43
 Hog Pasture..... 65
 Hollyhock..... 44-111
 Honeysuckle..... 105-110-121
 Hop Japs..... 43
 Horseradish..... 73
 Hosiery Silk..... 134
 Huckleberry..... 33
 Hull-less Oats..... 67
 Hunnemannia..... 44
 Hyacinth Bean..... 44
 Hyacinths..... 126
 Hydrangea..... 105
- I**
- Ice Plant..... 44
 Index..... 136
 Information..... 1-2-102
 Insert Color..... 17-35-101-119
 Instructions..... 2-102
 Introductory..... 1
 Iris..... 44-112
- J**
- Japanese Flowers..... 48
 Jonquils..... 126
 Juneberry..... 80
- K**
- Kale..... 10
 Kochia..... 44
 Kohl-Rabi..... 15
 Kudzu..... 44-110
- L**
- Larkspur..... 45
 Lawn Grass..... 64
 Leek..... 26
 Lettuce..... 16-19
 Lilac..... 104-121
 Lily of the Valley..... 125
 Lilies..... 125
 Linum..... 44
 Lobelia..... 44
 Locust..... 37-96
 Lupinus..... 45
 Lyceum..... 110
 Lychnis..... 45-111
- M**
- Mangels..... 9
 Maple..... 96
 Marigold..... 45
 Melon..... 19-20
 Mignonette..... 45
 Millet..... 66-135
 Milo Maize..... 71
 Moon Flower..... 44
 Morning Glory..... 45
 Mountain Ash..... 96
 Mourning Bride..... 45
 Mulberry..... 37-80-121
 Mushrooms..... 27
- N**
- Narcissus..... 126
 Nasturtium..... 45
 Nitragin..... 56
 Nursery Dept..... 73
 Nut Trees..... 93
- O**
- Oak..... 96
 Oats..... 67
 Okra..... 27
 Olive, Russian..... 37-97-121
 Onion Sets..... 26
 Onions..... 25
 Orchard Grass..... 64
 Ornamental Grasses..... 44-111
 Ornamental Shrubs..... 103
 Ornamental Trees..... 94
 Order Blanks..... 3-4
- P**
- Pansy..... 46
 Parcel Post..... 2-5
 Parsley..... 27
 Parsnips..... 30
 Pasture Grass..... 64
 Peaches..... 83
 Peanuts..... 27-133
 Peas..... 28
 Peas, Cow..... 71
 Peas, Field..... 71
 Peas, Sweet..... 49
 Pea Tree..... 94-121
 Pears..... 80
 Peony Seed..... 46
 Peonies..... 113-117
 Pepper..... 29
 Perennials..... 110
 Periwinkle..... 111
 Petunias..... 46
 Phlox..... 46-112
 Pie Plant..... 32-73
 Plant Bands..... 128
 Platycodon..... 46-111
 Plums..... 81
 Plums Purple..... 104
 Pomegranate..... 27
 Poplar..... 97
 Poppies..... 46-111
 Portulaca..... 46
 Potatoes..... 68-69
 Potato Planters..... 131
 Potato Seed..... 36
- P**
- Premiums..... 6-30
 Primrose..... 45
 Privet..... 121
 Proso..... 66
 Pruning Shears..... 131
 Pumpkin..... 30
 Pyrethrum..... 46
- Q**
- Queen Ann Lace..... 47
 Quince..... 79
- R**
- Radish..... 31
 Rape..... 65
 Raspberry..... 84-85-89
 Rat Destroyer..... 133
 Red Top..... 64
 Rhubarb..... 32-73
 Root Grafts..... 83
 Roselle..... 32
 Roses..... 106
 Rules..... 2
 Rutabagas..... 36
 Rye..... 66
 Rye Grass..... 64
- S**
- Sage..... 15-92
 Salpiglossis..... 48
 Salsify..... 33
 Salvia..... 47
 Saponari..... 48
 Scarlet Runner..... 39
 Seed Cleaners..... 56
 Seed Sowers..... 130
 Snowball..... 104
 Snowberry..... 106
 Sorghum..... 71
 Soy Beans..... 67
 Speltz..... 65
 Spinach..... 33
 Spirea..... 106-121
 Sprayers..... 132
 Spray Material..... 133
 Sprinklers, Lawn..... 131
 Squash..... 19-32
 Stocks..... 47
 Strawberry..... 91
 Strawberry Boxes..... 91
 Sudan Grass..... 70
 Sumae..... 107
 Sunflower..... 33-43
 Sweet Peas..... 49
 Sweet Potatoes..... 68
 Sweet William..... 48
 Syringa..... 106
- T**
- Tamarax..... 103
 Thumbergia..... 48
 Timothy..... 64
 Tobacco..... 35
 Tomatoes..... 19-33
 Tools..... 129
 Topepo..... 35
 Tree Protectors..... 77
 Tree Seeds..... 37
 Trees to Acre..... 5
 Tritoma..... 48-111
 Trowels..... 132
 Trumpet Vine..... 110
 Tuberosa..... 125
 Tulips..... 127
 Turnips..... 36
- V**
- Vegetable Plants..... 128
 Verbena..... 48
 Vetch..... 70
 Viburnum..... 104
 Vines..... 110
 Violet..... 48
- W**
- Wahoo..... 106
 Walnut..... 93
 Water Lily..... 126
 Weeders..... 130
 Weeping Trees..... 99
 Weigela..... 107
 Weights..... 5
 Wheat..... 72
 Wheel Hoe..... 129
 When to Plant..... 5
 Wild Cucumber..... 41
 Wild Flowers..... 48
 Willow..... 98
 Wisteria..... 110
- Y**
- Yucca..... 111
- Z**
- Zinnias..... 50

FREE INSTRUCTIONS

We have prepared a large number of booklets on the planting, care, diseases and insect pests of vegetables, field crops, flowers and trees. We are pleased to furnish our customers with such as may be of use to them free of charge.

Kindly Check the ones wanted and they will be packed with your order.

-Asparagus & Rhubarb
-Alfalfa & Clovers
-Beans
-Celery
-Cabbage
-Cauliflower
-Cucumber
-Carrots Stock & Table
-Corn Sweet, Pop & Field
-Hogging Down Corn
-Cane Kaffir Milo & Sudan
-Forage Crops
-Grasses, Pasture
-Hot Beds, How Made
-Kitchen Garden
-Lawn Making
-Melons Musk & Water
-Mushrooms
-Onions
-Peanuts
-Pruning
-Soy Beans
-Fall Bulbs

The House of Gurney

FROM _____

USE A
2c
STAMP

Gurney Seed and Nursery Co.

("Seeds and Trees that Grow and Satisfy")

Yankton,

South Dakota

FOLD ON THIS LINE
IS YOUR NAME AND ADDRESS WRITTEN PLAINLY?

GREAT NORTHWEST
61 YEARS IN THE

1927

1866

-Peas
-Peppers
-Potatoes
-Pumpkins & Squash
-Root Crops
-Small Grains
-Sweet Peas
-Tomatoes
-Turnips & Rutabagas
-Tree Seeds
-Apples & Crabs
-Bulbs & Tubers
-Cuttings
-Evergreens
-Flowering Shrubs
-Hardy Perennials
-Hedge Plants
-Peonies
-Plums
-Roses
-Small Fruits
-Spraying & Insects & Insecticides
-Strawberries
-Shade & Forest Trees
-Vines & Climbers

MT. MORENCY
CHERRY
Each 50c. 5 for \$2.40.
10 for \$4.50, 25 for \$11.00
50 for \$21.00

PROFESSOR
HANSEN'S
PEAR

Hardy as an oak,
blight proof,
early bearing,
good quality,
grow and bear
fruit wherever an
apple will.

Each 60c.
10 for \$5.50,
100 for \$45.00

WASTESA

OPATA

ZUMBRA
CHERRY
The new Minne-
sota production.
Each 60c.
5 for \$2.90.
10 for \$5.40.
25 for \$13.00

ANETA

HANSKA

HANSEN'S HARDY PLUMS
Defy the Elements

	Each	5	10	50	100
wt. 85c	\$3.90	\$7.50	\$34.00	\$66.00	
wt. 65c	2.90	5.50	25.00	49.00	
wt. 50c	2.25	4.20	18.50	36.00	

GURNEY'S
DAKOTA PEACH

The hardiest peach in existence. Each 80c.
5 for \$3.50, 10 for \$6.50

High Test,
High Yielding
Seed Corn Insures
a Profitable Crop

Plant the
GURNEY
Kind

We Commence Gathering
and Drying our Seed Corn
About Mid-September
Which Insures Corn
of Exceptionally
Strong
Germination.

REID'S
YELLOW
DENT

WIMPLE'S
YELLOW DENT

NORTH DAKOTA
WHITE DENT

MINNESOTA
No. 13

"The best seed corn costs you less per acre than the seed of any other grain planted. You can only afford to plant the best."

"No matter where you are located plant a portion of your crop to Flint or other early varieties for early feed and hogging down."

