


Historic, Archive Document

Do not assume content reflects current scientific knowledge, policies, or practices.

Kirkland's 1927 Seed Annual



B. B. Kirkland Seed Co., Columbia, S. C.

"SOUTHERN SEEDS FOR SOUTHERN SOILS"



KIRKLAND'S LAWN MIXTURES

PREPARATION AND CARE OF LAWNS

The proper preparation of the ground in starting a new lawn is essential. This is too often neglected. The ground should be deeply ploughed, or spaded deep enough to leave a bed of loose earth 4 to 6 inches deep. This should be thoroughly pulverized and raked, removing all sticks, roots and stones. After getting the ground perfectly smooth, put on an application of Wizard Brand Sheep Manure, at the rate of 5 pounds to 100 square feet or 2,000 pounds to the acre; or Bone Meal, which is more lasting in its effects, 5 pounds to the 200 square feet, 1,000 pounds to the acre. **DO NOT USE STABLE MANURE;** it is unsightly, and is also a hotbed of weed seeds and worms, the very thing to be guarded against in laying a foundation for a pretty lawn. We recommend a thick seeding, sowing the seed at the rate of 1 pound to the 200 square feet (100 to 120 pounds to the acre). The land should then be gone over with a heavy roller, or the seed raked in thoroughly with a small hand-rake. The best months for seeding a lawn in this section are February, March, April, September, and October. Let the grass get a start of 4 inches before cutting, as too early cutting retards growth; after this cut every ten days. During dry weather it should be watered frequently in the evenings to get the best results.

The best method to renew an old lawn in which the grass is thin and bare in spots, is to go over the lawn loosening the soil thoroughly with a sharp hand-rake. Then sow the seed, after which it is best to roll the ground, covering the seed in this way. It is best also to do this after the grass has been cut and just after a good rain. If this is done in the spring and fall your lawn will be kept thick and flourishing.

WIZARD BRAND SHEEP MANURE

This is an excellent fertilizer for top dressing lawns and flower beds. It is entirely free from weed seeds, thoroughly dry and easily applied.

5-lb. sack	\$ 30
10-lb. sack	50
25-lb. sack	1.00
50-lb. sack	1.75
100-lb. sack	3.00
Per ton	57.00

A top dressing of Bone Meal or Wizard Brand Sheep Manure in the early spring or fall is also very beneficial to old lawn already established.

KIRKLAND'S "PALMETTO SPECIAL" LAWN MIXTURE—Some of the most beautiful lawns in the South have been made with this mixture of grass seed, which has stood the test of many climates, and must not be compared with the ordinary Evergreen Mixtures usually sold. It is the result of over ten years of untrusting study and experiment, coupled with the endeavor to give those who appreciate and desire a lawn a grass-seed mixture that will produce a rich green sod in six weeks after planting, and yet make a fine and thick turf the longer it stands. It is composed of fine-leaved hardy grasses, which not only stand the heat of the summer but outlive the severest winters. Do not be afraid of sowing grasses too thickly, as a heavy seeding always means a better sod. We recommend for ground that has been properly prepared: one pound to 200 square feet; 100 lbs. to 120 lbs. per acre. Price, lb. 40c; 10 lbs. \$3.80; 50 lbs. \$18.00; 100 lbs. \$35.00. Full information for the making and care of lawns will be gladly mailed free on request.

KIRKLAND'S "STAL-GREEN"—This mixture is essentially a winter and early spring grass. It will not subdue the hot weather of summer, should be planted in October and November or in February or the first days in March. **Lb. 30c; 10 lbs. \$2.80; 50 lbs. \$13.00; 100 lbs. \$25.00.**

KIRKLAND'S "SHADY-NOOK"—A mixture of grasses that thrive in shaded situations, under trees, or close to walls where there is little sun. This mixture can be planted in the fall or early spring. **Lb. 40c; 10 lbs. \$3.80; 50 lbs. \$18.00; 100 lbs. \$35.00.**

KIRKLAND'S TERRACE MIXTURE—A mixture of fine stoniferous grasses peculiarly adapted to terraces. **Price lb. 40c; 10 lbs. \$3.80; 50 lbs. \$18.00; 100 lbs. \$35.00.**

HYDRATED LIME FOR LAWNS

This is recommended to be used when seeding a lawn, also for top dressing lawns already established that are heavily shaded, damp or wet. It corrects acidity and sweetens and improves the soil and promotes the growth. **Price, 10-lb. pkg. 30c.**

KIRKLAND'S SPRING CATALOGUE 1927

Order Early

It is our endeavor to fill all orders as soon as received, but during the rush season, March, April and May, delays are frequently unavoidable. Your assistance in anticipating your spring requirements and ordering your seeds, plants, shrubs, bulbs, tools, etc., for early shipment will be greatly appreciated. No Nursery Stock or Plants sent C. O. D.

Forwarding

We mail postpaid to any Post Office in the United States, vegetable and flower seeds when ordered in packets, ounces or quarter pounds, except where otherwise noted in the catalog. Agricultural seeds, implements, fertilizers, insecticides and other heavy and bulky goods are sent by express or freight at the purchaser's expense. All shrubs, bulbs, roots and plants are forwarded by express at the purchasers' expense. Parcel post is not desirable for these articles. We will forward by parcel post where specifically requested to do so, with the understanding that it is entirely at your risk and charges must be prepaid. When ordering Beans, Corn or Peas to be forwarded by mail, add 6c per lb.; 8c for 2 lbs.; for postage in local, first and second zones; add 7c per lb.; 12c for 2 lbs. within the third zone. Other zones add postage in proportion. When larger quantities are to be forwarded by mail, postage must be added according to zone.

Packing

No charge is made for boxes or packing for Parcel Post, express or freight shipment, except on Nursery Stock. We guarantee the safe arrival of express packages to points in the United States, and also Parcel Post packages of seeds up to and including quarter pound lots. If a package sent by express or mail is injured or lost we will replace it as soon as informed of the fact, accompanied by "damage or loss" receipt signed by express agent or Postmaster.

Remittances

It is preferred that remittances be made by Check, Post Office Money Order, or Express Money Order. We can use postage stamps covering small amounts but suggest that where these are sent, the letter be registered as we cannot assume responsibility where remittances are made in non-registered letters or other than above mentioned methods. Currency should not be sent by mail.

Cash with Order

Please send money with order sufficient to cover the whole bill together with Parcel Post charges, if desired that way, or we will ship C. O. D.

Name and Address

Please remember to write on each order, your NAME, POST OFFICE, COUNTY AND STATE; also give number of street or P. O. Box, as distinctly as possible; also the NEAREST EXPRESS OFFICE, or, if on a stage route, send us special directions.

Catalogs

We issue two catalogs annually. Descriptive catalog in January and fall catalog in September. Customers having more than one address will oblige by stating to which address catalog is to be mailed, also advice of change of address would be appreciated.

Parcel Post Rates

All parcels of Seeds, Plants, or Bulbs under eight ounces are carried within the United States regardless of zone rates at one cent for 2 ounces; over eight ounces at the Zone Rate. All merchandise other than seeds, bulbs, and plants up to and including 4 ounces in weight can be sent at the rate of 1c an ounce, regardless of distance. Over 4 ounces at the Zone Rate. Frequently shipments of fifteen pounds and over go more safely by express than by Parcel Post and unless advised to the contrary, all parcels over 15 pounds, we will ship by express.

DOMESTIC PARCEL POST RATES

On Seeds, Plants, Bulbs, Roots, Books, Tools,
Etc., Within the U. S. and Possessions.

	First pound, or fraction.	Each additional pound or fraction.
First Zone, Columbia or 50 miles.....	7c	1c
Second Zone, within 50 to 150 miles.....	7c	1c
Third Zone, within 150 to 300 miles.....	8c	2c
Fourth Zone, within 300 to 600 miles.....	9c	4c
Fifth Zone, within 600 to 1,000 miles.....	10c	6c
Sixth Zone, within 1,000 to 1,400 miles.....	11c	8c
Seventh Zone, within 1,400 to 1,800 miles.....	13c	10c
Eighth Zone, all over 1,800 miles.....	14c	12c

Note.—Limit of weight for delivery within the First and Second Zones, 70 lbs.; to Canada 4 lbs. 6 ozs. (postage 60c); to all other zones, 50 pounds. If weight exceeds this we will pack in two or three parcels, provided sufficient money is remitted to cover postage on goods and weight of packing. A fraction of a pound is considered a full pound.

Non-Warranty

Most of the failures with seeds, bulbs or plants are due to causes entirely beyond our control, such as unfavorable weather or soil conditions, too deep or too shallow planting, too much or too little water, etc., which renders it impossible for us to guarantee success, and although we

take all possible care to supply only such goods as will, under proper conditions, produce satisfactory results. The B. B. Kirkland Seed Company gives no warranty, express or implied, as to description, quality, productiveness, or any other matter of any seeds, bulbs, or plants it sells, and will not be responsible for the crop. Every order for articles named in this catalog will be executed on these conditions only.

KIRKLAND'S

SUPERIOR

Garden Collections

To help those of our friends who are undecided as to selection of varieties, we have made these collections—they contain a great many of our specialities and are selected to give as great a variety as possible.

These collections are priced lower than you could purchase the same items separately, and you get the benefit of our long experience in the selections.

We cannot allow any alterations in these collections as they are put up in advance of the season.

COLLECTION A - - - \$1.00 Postpaid

1 Package Beet—Detroit Dark Red	1 Package Onion—Prizetaker
1 " Beans—Stringless Green Pod	1 " Parsley—Curled
1 " Cabbage—Charleston Wakefield.	1 " Peas—Thomas Laxton
1 " Carrot—Oxheart	1 " Radish—Sparkler
1 " Sugar Corn—Stowell's Evergreen	1 " Spinach—Bloomedale Savoy
1 " Cucumber—Early Fortune	1 " Tomato—Matchless
1 " Lettuce—New York or Wonderful	1 " Turnip—Purple Top White Globe

COLLECTION B - - - \$2.00 Postpaid

1 Package Beet—Detroit Dark Red	1 Package Watermelon—Kirkland's Dixie
¼ Pound Bush Lima Beans—Fordhook	1 " Onion—Prizetaker
¼ " Beans—Green Pod Stringless	1 " Parsley—Curled
¼ " Wax Beans	¼ Pound Peas—Thomas Laxton
1 Package Cabbage—Charleston Wakefield	¼ " Peas—Early Alaska
1 " Carrot—Oxheart	1 Package Radish—Scarlet White Tip
1 " Sugar Corn—Stowell's Evergreen	1 " Squash—Yellow Crookneck
1 " Cucumber—Long Green	1 " Spinach—Long Standing
1 " Lettuce—Big Boston	1 " Tomato—Brimmer
1 " Cantaloupe—Kirkland's Rocky Ford	1 " Turnip—Purple Top White Globe

COLLECTION C - - - \$4.00 Postpaid

1 Package Beet—Detroit Dark Red	1 Package Lettuce—Big Boston
1 " Beet—Crosby's Egyptian	1 " Onion—Prizetaker
½ Pound Beans—Green Pod Stringless	1 " Parsley—Curled
½ " Wax Beans—Henderson Bush	1 " Parsnip—Hollow Crown
½ " Bush Lima Beans	½ Pound Peas—Thomas Laxton
1 Package Cabbage—Charleston Wakefield	½ " Peas—Early Alaska
1 " Cabbage—Extra Late Flat Dutch	1 Package Radish—Scarlet White Tip
1 " Carrot—Early Orange Gem	1 " Radish—Ruby King
1 " Carrot—Half Long Danvers	1 " Radish—Chinese Celestial
½ Pound Sugar Corn—Country Gentleman	1 Ounce Spinach—Long Standing
½ " Sugar Corn—Stowell's Evergreen	1 " Spinach—Bloomsdale Savoy
1 Ounce Cucumber—Improved White Spine	1 Package Squash—Early White Bush
1 Package Cantaloupe—Early Harvest	1 " Tomato—Matchless
1 " Cantaloupe—Kirkland's Rocky Ford	1 " Tomato—Brimmer
1 Ounce Kale—Scotch Curled	1 " Turnip—Early Milan
1 Package Lettuce—Big Boston	1 Ounce Turnip—Purple Top White Globe

SPRAYING TABLE

Use insecticides at the right time—and keep your plants and flowers free from insect pests

WHAT TO SPRAY AND WHAT TO SPRAY FOR	SPRAY WITH	TIME OF FIRST SPRAYING	TIME OF SECOND SPRAYING	TIME OF THIRD SPRAYING
APPLES— Bitter Rot..... Canker Worm..... San Jose Scale..... Scab..... Codling Moth.....	Bordeaux mixture, Pyrox..... Arsenate of lead, Pyrox..... Scalecide or lime-sulphur..... Scalecide or lime-sulphur..... Arsenate of lead, Pyrox.....	First appearance of rot..... On first appearance of worms..... Just as the leaf buds are swelling..... After the leaves have come out, but before the flower buds appear..... Within eight days from the time the petals drop.....	One to two weeks later..... Two or three days later if worms remain..... Just before the flower buds open..... Within eight days from the time petals drop..... One month later.....	Two weeks later..... Same as second..... As soon as the petals have fallen..... One month later.....
ASPARGUS— Beetle..... Rust..... CABBAGE AND CAULIFLOWER— Slug Shot, Bug Death, Pyrox.....	Arsenate of lead, Pyrox..... Bordeaux mixture or Pyrox..... Slug Shot, Bug Death, Pyrox..... Bordeaux mixture, Pyrox.....	On first appearance of worms..... On first appearance of worms..... On first appearance of worms..... On young seedlings.....	Whenever worms are noticed..... Whenever worms are noticed..... Whenever worms are noticed..... Repeat on seedlings.....	Before or after transplanting.....
CELERY— Aphis..... San Jose Scale..... Leaf-spot..... CUCUMBERS— Anthracnose..... Downy Mildew..... CURRENT— Leaf-spot..... Warm..... GOOSEBERRY— Leaf-spot..... Warm..... Mildew.....	Bordeaux mixture, Pyrox..... Black Leaf 40, Scalecide or lime-sulphur..... Scalecide or lime-sulphur..... Bordeaux mixture, Pyrox..... Bordeaux mixture, Pyrox..... Bordeaux mixture, Pyrox..... Bordeaux mixture, Pyrox..... White hellebore, Pyrox..... Bordeaux mixture, Pyrox..... Same as for currants..... Grape dust, Pomo dust..... Bordeaux mixture, Pyrox..... Same as for currants..... Grape dust, Pomo dust.....	On young seedlings..... At first appearance..... Spray same as for apples..... Just before blossoms open..... When plants begin to run..... When plants begin to run..... As leaves are unfolding..... When they first appear..... Before leaves start..... When buds are breaking.....	Repeat as necessary..... When fruit is free from calyx..... Two weeks later..... Ten days later..... Two weeks later..... In three or four days..... Two weeks later..... Two weeks later..... Repeat every ten days until fruit is gathered.....	Two weeks later..... Nine days later..... Two weeks later..... Repeat three or four days later..... Two weeks later.....
GRAPE— Anthracnose..... Berry Moth..... Downy or Powdery Mildew..... Rot..... MUSKMELON— Anthracnose..... Downy Mildew..... Leaf-blight..... PEACH— Leaf-Curl..... Brown Rot..... Scab..... San Jose Scale..... PEAR— Leaf-blight..... Phylla.....	Bordeaux mixture, Pyrox..... Arsenate of lead, Pyrox..... Bordeaux mixture, Pyrox..... Bordeaux mixture, Pyrox..... Bordeaux mixture, Pyrox..... Bordeaux mixture, Pyrox..... Bordeaux mixture, Pyrox..... Scalecide, lime-sulphur or bordeaux mixture..... Self-boiled lime-sulphur and arsenate of lead..... Scalecide or lime-sulphur..... Scalecide, self-boiled lime-sulphur..... Scalecide or lime-sulphur..... Bordeaux mixture..... Black Leaf 40 or whale-oil soap.....	Just before the buds open..... Before blossoms are ready to open..... After fruit has set..... Just before blossoming..... When plants begin to vine..... July 25 to August 1..... When plants begin to vine..... In March or April, or both, to make doubly sure..... About time shucks are shedding from young fruit or on first appearance..... Just as buds begin to swell..... Spray same as for apples..... Cut out the branches on first appearance on twigs..... In winter use commercial lime-sulphur for eggs.....	Just before blossoming..... After blossoms have fallen..... After fruit has set..... Just after fruit has set..... Two weeks later..... Ten days later..... Three weeks later..... Two or three weeks later..... After fruit has set.....	After fruit has set..... Ten days later..... Ten days later..... Eight days later..... Two weeks later..... Ten days later..... Nine days later..... Three weeks later..... About one month before fruit ripens. Omit arsenate of lead..... Repeat later when fruit is about half grown.....
PLUM— Curculio..... Aphis..... Shot-hole Fungus..... Rot..... POTATO— Early blight..... Late blight..... Potato Beetle..... RASPBERRY— Anthracnose..... Saw-fly..... Leaf-spot..... ROSE— Leaf-spot..... Mildew..... Slug, Aphis, etc..... STRAWBERRY— Leaf-spot..... SQUASH— Aphis..... Lady Beetle..... TOMATO— Anthracnose..... Leaf-blight..... White Fly.....	Arsenate of lead..... Whale-oil soap, Black Leaf 40..... Scalecide, lime-sulphur or bordeaux mixture..... Bordeaux mixture, Pyrox..... Bordeaux mixture, Pyrox..... Bordeaux mixture, Pyrox..... Paris green, slug shot bug death, Pyrox, Calcium arsenate..... Bordeaux mixture, Pyrox..... Paris green and arsenate of lead or hellebore..... Bordeaux mixture, Pyrox..... Pomo dust, All in one dust, Pyrox..... Powdered sulphur, Pomo dust, All in one dust..... Thanatus, Black Leaf 40, Nicofume Liquid, All in one dust..... Sulphate of iron, bordeaux mixture, Pyrox..... Black Leaf 40..... Arsenate of lead, Pyrox..... Bordeaux mixture, Pyrox..... Whale-oil, soap and water..... Bordeaux mixture, Pyrox.....	With starting of buds..... On Appearance of Aphis..... When leaves are half grown..... As buds are swelling or on appearance..... When plants are 6 inches high..... As for early blight to July..... When pest appears..... Before leaves open..... When pest appears..... When leaves are half grown..... On first appearance of fungus..... On appearance of slugs, etc..... Spray under side of leaves..... As soon as pest appears..... Soon after fruit begins to set..... Three weeks after transplanting..... Spray underside of leaves thoroughly.....	Just after blossoms drop..... Three weeks later..... Just after calyx drops..... Seven to ten days later..... July 15 to 20..... Repeat if necessary..... When new canes are 6 to 8 inches high..... Repeat in three or four days..... Two weeks later..... Two or three weeks later..... Repeat if necessary..... Make three or four sprayings during season.....	Five days later..... Three weeks later if necessary..... Three or four weeks later..... Two weeks later..... Two weeks later..... Ten days later..... Two weeks later..... Repeat if necessary..... The following spring spray just before blossoming and again 10 days later..... Three weeks later..... Three weeks later.....

ATTENTION TRUCK GROWERS: We make a specialty of Truck Growers' Seeds. Write us for prices for seed in large quantities.

KIRKLAND'S SEEDS give larger and better yields. Plant them!

Calendar for Monthly Operations in the South

What to Plant and When to Plant for Each Month in the Year

JANUARY

FOR THE GARDEN—Manure and prepare the soil. Top dress asparagus beds with manure, also give dressing of salt and kainit. Plant asparagus roots and cabbage plants. Plant early crop of English Peas. Plant onion sets, shallots, carrots, kale, radish, spinach, and turnips. Plant in hotbeds or coldframes for late transplanting, early cabbage, collards, beets and cauliflower. Prune vines, fruit trees, hedges, etc. Spray fruit trees with Kirkland's Insecticides. Sow pansy and other flower seed in hotbeds for later transplanting.

FOR THE FARM—Vetches, oats, and wheat can be sown, also rye and bearded barley for grazing or for green crop. Top dress fall and sown grain. Use every effort to prepare land for spring crops. Send in orders for seed so as to have them on hand at the proper time for sowing.

FEBRUARY

FOR THE GARDEN—Plant asparagus roots and cabbage plants. Plant in hotbeds, egg plant, pepper and tomatoes for later transplanting. Plant artichokes, Irish potatoes, English peas, and onion sets. Later in the month, early corn. Asparagus, beets, cabbage, carrots, collards, celery, mustard, parsnip, parsley, radish, salsify, spinach, and turnips can be sown. Finish pruning and transplanting vines and trees. Spray. Transplant strawberries. Hardy flower seed can be forwarded by sowing in hotbeds or in pots or boxes in the house, for later transplanting. Sow Kirkland's evergreen lawn grass.

FOR THE FARM—Sow winter vetches for slips. Sow Canada field peas, oats, rye, and bearded barley. Towards end of month grasses and clovers can be put in. Sow beardless barley; cut in April; makes an excellent crop for hay or grain, no danger in feeding, as it is free from beard. Comes off in time to plant cotton or corn. Sow Dwarf Essex Rape for early green grazing. Early corn can be planted.

MARCH

FOR THE GARDEN—Active month for sowing all kinds of hardy seed. The sooner most are sown the better. Set out asparagus roots. Plant English peas. Transplant cauliflower, cabbage, lettuce from hotbeds. Sow your herbs. Plant asparagus, beets, early cabbage, corn, carrots, cauliflower, celery, collards, egg plant, Irish potatoes, kale, lettuce, mustard, okra, parsley, parsnip, pepper, radish, spring turnips, tomatoes and salsify. Late in month plant a few snap beans. Tomato plants may be transplanted if protected. Prepare land for cantaloupes, cucumber and squash. Plant strawberries. Sow and plant your hardy flower seed. Sow Kirkland's Palmetto Lawn Grass Mixture.

FOR THE FARM—Sow spring oats, Canada field peas, clover and all grasses of the cotton planting month. Sow beardless barley, an excellent crop, comes off in time for cotton or corn. Plant artichokes for hogs, also Dwarf Essex Rape. Put in first crop Spanish peanuts. The month for planting corn. The majority of it should be put in by the 29th. Get land in condition for planting cotton.

APRIL

FOR THE GARDEN—Replant any seeds necessary to secure a good stand. Plant garden corn and snap beans every two or three weeks for succession. Transplant egg plant, pepper and tomatoes. Plant cantaloupes, muskmelons, squash, and cucumbers. Lawn grass can be planted, the earlier the better. Sow flower seed. Dahlias, Gladioli and Cannas can be set out. Plant sunflower seed in every vacant corner, not only beautifies but makes valuable feed for poultry in the fall.

FOR THE FARM—The cotton planting month. Grasses and clovers can be planted early in the month. Plant corn, cotton, chufas, peanuts, rice, watermelons and all sorghums; millets and fodder corn can be planted during this month, likewise cow peas, vetch and soy beans. Plant potato draws. Plant mangrove wurzel for winter feeding. Kafir corn, milo maize and shallu make fine feed for poultry in the fall. Plant Bermuda seeds or clover, bene for birds, feterita, sudan grass, dasheen, watermelons.

MAY

FOR THE GARDEN—Late this month transplant celery, winter cabbage, tomatoes, and snap beans set out, well watered, and protected from the sun. Plant corn and snap beans, table peas, and running beans. Late cabbage and cauliflower can be sown for transplanting in fall.

FOR THE FARM—Plant mangrove wurzel for winter feeding, also sorghums. Millets can be planted, likewise cow peas, corn, cotton, chufas, peanuts, rice, and velvet beans and soy beans; also pumpkins. Get oats harvested and land in condition to plant corn and cotton seed. Plant sweet potato plants, sudan grass, kafir and feterita, watermelons.

JUNE

FOR THE GARDEN—Continue to transplant winter cabbage, celery plants and tomatoes for the late crop, water and protect from the sun; continue to plant corn and snap beans; also plant running beans and table peas. Winter cabbage seed can be sown now if protected and watered. Plant okra, salsify, New Zealand spinach, and squash. Prepare ground for turnips.

FOR THE FARM—Sow millets, sorghums, cow peas, soy beans, velvet beans, peanuts, and chufas. Plant your late corn and early cotton. Mangrove wurzel beets can be sown. Plant sweet potato cuttings, sudan grass, feterita and kafir corn, and beggar weed.

JULY

FOR THE GARDEN—Gather and store onions, shallots and Irish potatoes. Put in another crop of beets. Plant rutabagas and turnips. Replant cabbage and celery. Sow collards for transplanting in fall. Plant cucumbers for pickling.

FOR THE FARM—Sow German millet, cow peas and soy beans. Put in last crop Spanish peanuts: Plant Mexican June crop. Sow corn in drills for ensilage or fodder. Crimson and burr clovers can be sown in the last planting of corn or cotton, for winter grazing or as a soil improver. Sow Dwarf Essex rape for greens and grazing. Plant Lookout Mountain potatoes and Second Crop Cold Storage potatoes for fall.

AUGUST

FOR THE GARDEN—Snap beans, lettuce, spinach, carrots, salsify, and turnips may be planted, also cucumbers for pickling. Set out your and grazing oats well sowed this month, as they set out cabbage and collard plants for fall. Late in month English peas can be successfully planted.

FOR THE FARM—Crimson clover should be sown. Excellent hay crop for grazing, and a wonderful soil improver if turned under. Rye and bearded barley should be sown for fall and winter grazing. Rye can be planted as a cover crop and turned under. Beardless barley can be planted in October and November, followed by other grain crops. Towards the end of the month sow vetches and rape. Grasses can be put in. Alfalfa and clovers can be successfully planted. August is the best time to sow burr clover and sudan grass. Sow burr clover in cotton and corn middles.

SEPTEMBER

FOR THE GARDEN—Carrots, kale, beets, chard, lettuce, spinach, radishes, turnips, salsify, parsnip and parsley can be sown. Set out collards, winter cabbage. Put out onion sets for your early crop. Strawberry beds should be prepared and plants set out. Early flowering bulbs can be planted.

FOR THE FARM—Sow beardless barley, cut in November. Cut in bloom makes excellent hay, or ripe makes fine grain for food; no beards, can be fed to stock without danger. Comes off in time to be followed by other grain or clover or early crops. Sow Crimson clover. Sow burr clover in Bermuda fields and corn in cotton middles. Sow vetches, grass and clover seed. Winter turf and grazing oats well sowed this month, as they get well rooted before the cold. Sow barley and rye for winter grazing. Plant Dwarf Essex rape and Kirkland's grazing mixture.

OCTOBER

FOR THE GARDEN—Turnips can be planted for winter use, but it is almost too late to bring roots to much perfection. Collards, kale, lettuce, mustard, and spinach can be grown. Plant any bulbs to be planted. Plants can be planted. Plant hyacinth bulbs, tulips, narcissus, jonquils, crocus, freesias, and Chinese sacred lilies. Plant Kirkland's Palmetto Lawn Mixture.

FOR THE FARM—All kinds of grasses and clovers can be sown. Clovers should not be put in early in the month. Sow barley and oats, wheat, rye and vetches.

NOVEMBER

FOR THE GARDEN—English peas may be planted this month. Strawberry beds planted. Onion sets and cabbage plants can be planted. Begin to get ready to start spraying. Sow lawn grass.

FOR THE FARM—Gather and bank sweet potatoes. Barley, oats, rye, and wheat can be sown. Herd's grass, Sow Canada field peas, vetches and all kinds of grasses and clovers can be sown. Sow rye on all vacant land for fall grazing or cover crop to improve the soil.

DECEMBER

FOR THE GARDEN—Prepare your hotbeds and cold frames. Plant onion sets, cabbage and lettuce, and beets can be sown in hotbeds or coldframes for later transplanting. The winter growing of lettuce is very profitable, grow your trees and vines and spray for scales with Kirkland's spray materials. Plant asparagus roots.

FOR THE FARM—Oats, wheat, vetches and clovers can be planted. Corn and early barley for grazing and grain crops. Canada field peas can be sown, but must be planted deep.


VEGETABLE SEEDS

ASPARAGUS

(ROOFS READY AFTER MARCH 1st)

One ounce to forty feet of drill; 5 lbs. per acre.

7,300 Asparagus Plants are needed to plant an acre.



Asparagus Giant Argenteuil.

green, with purple tinge, heads slightly pointed, close. **Pkt. 10c;** oz. 15c; $\frac{1}{4}$ lb. 25c; lb. 75c.

2. Columbian Mammoth White —Pkg. 10c; ounce 15c; $\frac{1}{4}$ lb. 25c; lb. 75c.

3. Washington —This asparagus, which has been selected by the United States Department of Agriculture, Washington, D. C., has proved to be nearly rust-free. The shoots are thick and heavy. They are long and straight, with closely forked tips. The color is rich dark green, tinted darker at the tips. It is a heavy yielder of exceptionally fine flavor. **Pkt. 10c;** oz. 40c; $\frac{1}{4}$ lb. \$1.25; lb. \$4.00.

4. Conover Colossal —Of large size, tender and of excellent quality. Green shoots. **Pkt. 10c;** oz. 15c; $\frac{1}{4}$ lb. 25c; lb. 75c.

5. Palmetto —It is of very large size, even and regular in growth and appearance. It is a very early sort, immensely productive and of best quality. Green shoots. **Pkt. 10c;** oz. 15c; $\frac{1}{4}$ lb. 25c; lb. 75c.

7. ASPARAGUS ROOTS —The quickest, most satisfactory way to grow Asparagus is from the roots. **\$1.50 per 100, postpaid. Not postpaid, \$1.25 per 100; \$8.50 per 1,000.**

6. Asparagus Knives —Very handy and useful for cutting Asparagus. **Each 40c (postpaid, 45c).**


CULTURE—Sow in March or April, in rows one foot apart. When two years old transplant into permanent beds, which should be well and deeply manured, and trenched to the depth of two feet. In planting for private use, set out in beds five feet wide, three rows in a bed, the outer being each one foot from the edge, and allow eighteen inches between the rows; set the plants from four to six inches below the surface. If set out in autumn, topdress with six inches of manure. For market on a large scale, set out four by one and one-half feet. On the approach of winter cover with manure or compost; fork the beds early in spring and apply a dressing of salt. Cut for use the second year after planting in permanent bed. Never cut too closely. The roots need the benefit of some foliage during the year, else they will weaken and die. Slugs are easily destroyed by applying air-slacked lime or paris-green.

1. Giant Argenteuil —A new and entirely distinct variety that produces shoots that are very thick.

8. BURPEE'S Stringless Green-Pod Bean —The most flavored bean grown. Remains tender for a long time, and is stringless during all stages of growth. A fine, brittle, crisp bean; very prolific, and a vigorous, strong grower. Comes into bearing about the same as the Valentine, and continues to bear long after other bush kinds have stopped. This is one of the very best round-podded bush beans, and cannot be excelled for family gardens. **Pkt. 10c;** $\frac{1}{2}$ lb. 15c; 1 lb. 30c; peck \$3.00; bushel \$11.50.

19. Kirkland's Refugee, or 1,000 to 1 —Very hardy, and for this reason a great favorite for July planting; fine to be used in the fall for pickling. The pods are long, cylindrical, green and of the best quality. **Pkt. 10c;** lb. 30c; 5 lbs. \$1.00.

18. EXTRA-EARLY Red Valentine —This variety without doubt is the best known and most widely planted variety in the South, and for either market or home use always gives entire satisfaction. Caution should always be used in buying this stock of beans, as large quantities of cheap stocks are sold yearly that make fat, tough, shucky pods. You can depend on Kirkland's strain to be the best that are grown. When you plant our strains you are sure of a vigorous growth, heavy bearing qualities and an abundance of finely flavored pods, well filled out and of excellent quality. **Pkt. 10c;** lb. 30c; peck \$2.75; bushel \$10.50.

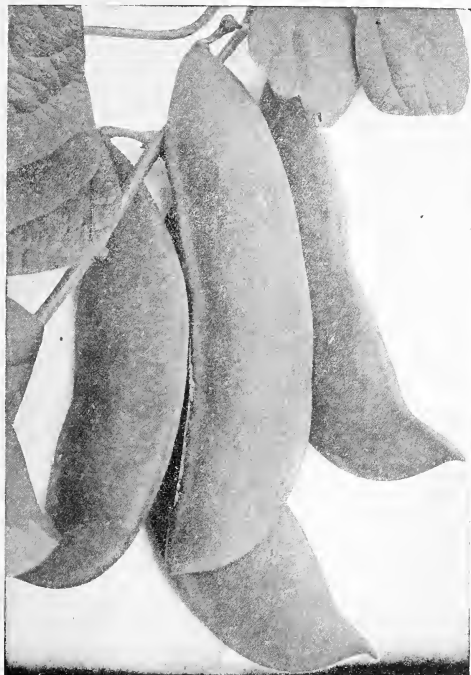


Burpee's Giant Stringless Green Pod.

BEANS—Bush Varieties

CULTURE—In this latitude (Columbia) sow Bush Beans from March until September. Continuous crops may be grown through the entire summer. In Florida and along the Gulf Coast plantings may be made earlier, but Bush Beans will not grow well in that section during June, July and August, so that spring and fall plantings should be made. Sow in drills 18 inches to 2 feet apart, dropping a bean every 4 inches and covering 2 inches. Soil should be warm for successful germination. When about to bloom draw the earth up around the stem. Keep the soil stirred frequently, and as fast as the beans mature pick them off if you want them to stay in bearing for a long time. **Quantity needed for planting**—one pint for each 75 feet of row; about $\frac{1}{4}$ bushel per acre.

9. EXTRA-EARLY Black Valentine —A fine extra-early type of the Valentine Bean, is very resistant to cold and can be planted early and late; also resists heat well, making it a fine mid-summer bean; stands shipping fine; is used for this purpose extensively, and is planted in large sections for a shipping bean. Does not wilt quickly and retains its shape and flavor for a long time after being picked. **Pkt. 10c;** $\frac{1}{2}$ lb. 15c; 1 lb. 30c; peck \$3.00; bushel \$11.50.



Henderson's Bush Lima.

- 11. Kirkland's Giant Stringless Green Pod**—Most desirable for the home garden. The earliest and at the same time the hardest of all green-podded sorts, producing large, handsome pods, some of which measure fully six inches in length. The pods are round, straight, brittle, tender, of the finest flavor and positively stringless. **Pkt. 10c; lb. 30c; 5 lbs. \$1.25; peck \$3.50; bu. \$12.**
- 12. Bountiful**—An improved Long Yellow Six Weeks. Being earlier, harder and producing better and larger pods and more of them. Pods grow to large size, are broad and fleshy; absolutely stringless, tender, of finest flavor and good appearance. **Pkt. 10c; lb. 30c; 2 lbs. 50c; peck \$3.50; bu. \$12.**
- 10. Long Yellow Six Weeks**—Early, very attractive, long, fleshy pods. **Pkt. 10c; lb. 30c; 2 lbs. 50c.**

WAX-PODDED VARIETIES—Bush

- 17. Prolific Black Wax**—An extra-early prolific strain and very similar to the old German Black Wax. Small black-seeded kind that is a heavier bearer than the old original variety. This bean will give entire satisfaction for a prolific wax kind. **Pkt. 10c; lb. 30c; bushel \$14.00.**
- 16. Rust-Proof Golden Wax**—An excellent strain, rust-proof, fine flavored, and liked all over the South. **Pkt. 10c; lb. 30c; peck \$4.50; bushel \$14.00.**
- 15. Currie's Black Wax**—As near rust-proof as any variety can be. Makes pods about six inches long, beautiful golden color and a first-class shipping bean, well liked all over the South. **Pkt. 10c; lb. 30c; peck \$4.50; bushel \$14.00.**
- 14. Longfellow's Green Pod**—This bean is very extensively planted by truckers in the South, and is especially adapted to climate. It being an early variety which bears very profusely. The pods being of a long round shape and very tender. **Pkt. 10c; lb. 30c; peck \$2.75.**

- 13. Tennessee Green Pod**—This is a very hardy Bush Bean, which is noted for its tender, long pods, which are practically free from strings. It gives beautiful crops and is a long bearer. **Pkt. 10c; lb. 25c; peck \$2.75.**

BUSH LIMA BEANS

- 21. Henderson's Bush Lima**—Smallest but most prolific of all the Bush Butter Bean of the South, being similar in appearance to the Sieva, or small pole lima, but of a true bush form. **Pkt. 10c; lb. 30c; peck \$4.50; bushel \$14.00.**
- 20. Jackson's Wonder Bush Lima**—The most prolific of all bush limas, bearing from the earliest possible time until frost, and continually supplying quantities of delicious beans, which are bluish brown mottled in appearance. This bean will flourish in the driest weather. **Pkt. 10c; lb. 30c; peck \$4.50; bushel \$14.00.**
- 22. Fordhook Bush Lima**—This is generally conceded to be the best of all large bush limas, making large, roundish beans, pods clustering from four to eight on the stem. You will make a mistake if you do not include some of these fine beans in your garden this spring. **Pkt. 10c; lb. 40c; peck \$5.50.**
- 24. Burpee's Bush Lima**—A large, flat variety, bearing heavy crops late in the season. **Pkt. 10c; lb. 40c; peck \$5.50.**

POLE BUTTER, or LIMA BEANS

- 23. Seiva (or Small White Pole Butter)**—This is the best known pole bean planted in the South; is the most prolific bean of the lima grown. Will bear continually until frost, and makes a most excellent dry shell bean for winter use. **Pkt. 10c; lb. 30c; peck \$4.00; bushel \$14.00.**

25. Large White Lima

(or King of the Garden Lima)—A fine type of the large pole butter or lima bean, making enormous pods, well filled with beans of the finest flavor. **Pkt. 10c; lb. 25c; peck \$4.50; bushel \$17.50.**

Large buyers should send list of requirements for special prices.

24. Dreer's Challenger

The true large Lima Pole Bean. Vigorous grower, with extra large greenish white beans. **Pkt. 10c; lb. 30c; peck \$3.00.**

POLE, or RUNNING SNAP BEANS

26. Kentucky Wonder (Texas Prolific, or Old Homestead)

This excellent bean is known under all three of these names, and is no doubt the best grown and heaviest planted variety in existence today. Bears in about two months after planting, and if closely picked will continue to bear until frost. Pods are large, round and long, very meaty and tender. Will grow well in corn on moist land. You have no doubt grown this old favorite before, and need not be told about it; but if you have not, do not let another planting season pass before trying this kind. **Pkt. 10c; lb. 30c; peck \$3.25; bushel \$12.50.**

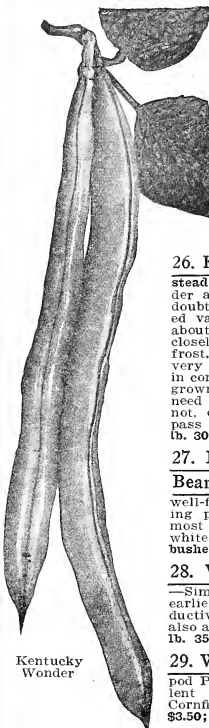
27. Kirkland's Genuine Cornfield Bean

A late or October bean that will grow well in corn. This is a well-flavored genuine cornfield bean, making pods about six inches long, and a most prolific type of this bean. Seed white. **Pkt. 10c; lb. 30c; peck \$4.00; bushel \$13.50.**

28. White Kentucky Wonder

Similar to the Old Homestead but is earlier and covers a longer season of productiveness; being white-seeded makes it also a splendid white shell bean. **Pkt. 10c; lb. 35c; peck \$3.50; bushel \$12.75.**

29. White Creaseback—A white-seeded round green-pod Pole Bean, a prolific yielder of excellent quality. Sometimes called White Cornfield Beans. **Pkt. 10c; lb. 35c; peck \$3.50; bushel \$12.75.**

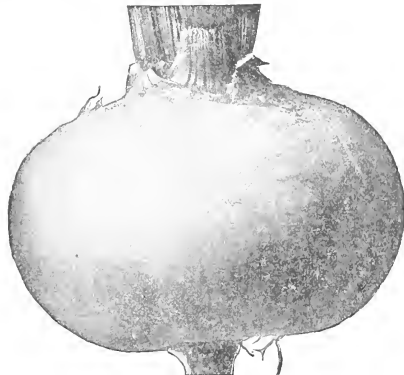


Kentucky Wonder

TABLE BEETS


One ounce of seed sows sixty feet of drill; five pounds will sow an acre in drills.

CULTURE—The soil best suited to the culture of the beet is that which is rather light, provided it is thoroughly mixed with manure. If wanted very early, sow in hotbeds and transplant; but for main crop sow in the Spring as soon as the ground becomes fit to work, in drills 18 inches apart and two inches deep. For winter use sow as late as July. When the plants have attained three or four inches in height, thin out so that they stand five to six inches apart. Keep free from weeds. Before freezing weather sets in, the roots may be stored in cellars or the straw and earth covering is put on insures their keeping over winter. Be careful not to bruise them in handling.



Crosby's Egyptian.

35. **Detroit Dark Red** —A fine strain of Blood Turnip, but uniform in size, and smooth, medium size, rich, red color, tender and remaining so for a long time. Good for both summer and fall use; one of the best for home use. **Pkt. 10c; oz. 15c; ¼ lb. 35c; lb. 90c.**
30. **Early Blood Turnip** —Round, of good size, dark red; quality good, one of the best for main crop. **Pkt. 10c; oz. 15c; ¼ lb. 35c; lb. 90c.**
34. **Half-Long Smooth Blood** —Half-long variety of excellent flavor. Good sure cropper. **Pkt. 10c; oz. 15c; ¼ lb. 35c; lb. 90c.**
33. **Improved Early Blood Turnip** —Dark red, smooth; uniform; a good variety for home use. **Pkt. 10c; oz. 15c; ¼ lb. 35c; lb. 90c.**
32. **Improved Long Blood Beet** —This is a long, smooth beet, adapted to late plantings and fine for dry weather. Root extends well down into earth where moisture is available. **Pkt. 10c; oz. 15c; ¼ lb. 35c; lb. 90c.**
31. **Kirkland's Extra Early Eclipse** —The most popular market beet. Globe shaped, dark and tender; very early. **Pkt. 10c; oz. 15c; ¼ lb. 35c; lb. 90c.**
36. **Crosby's Egyptian** —Very early strain of the old standard Egyptian; small tops; good shape, popular with the truckers. **Pkt. 10c; oz. 15c; ¼ lb. 30c; lb. 90c.**
37. **Trucker's Perfection Beet** —The market gardener's favorite. This is an extra early round deep blood red sweet tender beet, and one that we recommend without reservation to those that like an extra early beet. This variety has a small top, and in favorable seasons is in marketable size in 6 to 7 weeks from planting. This is a very productive beet that is a good shipper and keeper. **Pkt. 10c; oz. 15c; ¼ lb. 30c; lb. 90c.**
38. **Swiss Chard or Sea Kale** —A beet grown for its leaves only; the main midrib can be cooked like asparagus, the other portion of the leaf is cooked like spinach; thrives well in moist rich places and will make an abundance of delicious greens. **Pkt. 10c; oz. 15c; ¼ lb. 40c; lb. \$1.25.**
39. **Golden Tankard** —Very hardy variety, producing large crops with little care. The root is very large and very rich in sugar, and while not sufficiently so for sugar purposes, it makes remarkably fine, rich food for stock. **Pkt. 10c; oz. 15c; ¼ lb. 25c; lb. 80c.**



Swiss Chard.

BEETS—MANGELS AND SUGAR

Use for Feeding Cattle—Sow Five lbs. Per Acre

CULTURE—Sow in April and May in thoroughly plowed, well-manured soil, in drills 2 inches deep and about 18 inches apart. Thin out to 12 inches and keep the weeds down by frequent hoeing and cultivating. Low ground is best adapted for Mangel-Wurtzel. An ever-increasing acreage is being planted for stock beets. Fatening, breeding and milk cattle do equally well on them. About one-fourth of the daily rations should be of roots. Hog cholera is prevented by their use.

40. **Mammoth Long Red Mangel** —Very large, long red; high in sugar content; grows well all over the South. Plant early and fertilize well and you will have abundance of feed. **Pkt. 10c; oz. 15c; ¼ lb. 35c; lb. 80c, postpaid.**

41. Broccoli—Early White

Closely related to the cauliflower, from which it was bred; grows taller than cauliflower; is fine for fall or spring planting and is a good sure cropper. **Pkt. 10c; oz. 50c; ¼ lb. \$1.25.**

42. Brussels Sprouts

Belong to the cabbage family, making clusters of miniature cabbage heads around the main stalk; these heads are very delicious, with a flavor something like cauliflower; tops grow open like collard heads. **Pkt. 10c; oz. 35c; ¼ lb. 90c.**



Brussels Sprouts.


Kirkland's Cabbage Seed

(Cabbage seed is one of our specialties, our seed are grown by the most reliable growers in the Long Island Section. These seed are best adapted to this climate and no better seed can be had.)

Note.—We make special prices to truckers who buy in quantities.

CULTURE.—One ounce is sufficient for 100 feet of drill, 8 ounces will give enough plants for an acre. For early spring cabbage, sow $\frac{1}{4}$ of an inch deep from the middle of September to the middle of October, and when the plants are large enough transplant in rows $2\frac{1}{2}$ feet apart, leaving about 15 inches between the plants, but many successful growers are now setting them as close as 12 inches. When a supply of plants has not been secured in the fall, sow in cold frames in December, or in a gentle hothed the last of February; give plenty of air at proper

times in order to harden the plants and transplant in the open ground as soon as the weather permits. For a summer crop, sowings may be made in March until the middle of May. For winter cabbage sow Flat Dutch, Drumhead, and Savoy from middle of May to last of July, transplanting when large enough; late cabbage should be set 2 feet apart and not less than 18 inches in the row. It is useless to attempt the cultivation of this crop without deep and thorough plowing or spading and an abundance of rich, well-decomposed manure or suitable substitutes. Frequent stirring of the soil is essential especially when seasonable rains are lacking. Each time the ground is worked it should be drawn up a little more around the stem until the head begins to form, when one final, thorough cultivation should be given. Many successful gardeners grow cabbage without transplanting, sowing the seed thinly in drills or in hills, and afterwards thinning to the proper distance in the row.



Kirkland's Charleston Wakefield Cabbage.

43. Charleston Wakefield—Just a little later and larger than the Early Jersey and is fine for following this crop, both cabbage are the same shape, the greatest difference being in the size. **Pkt. 10c; oz. 25c; $\frac{1}{4}$ lb. 75c; lb. \$2.50; 5 lbs. \$2.25 per lb.**



Late Flat Dutch.

45. Early Jersey Wakefield—A gem of a little cabbage and great favorite with home gardeners on account of its size; can be planted closer than large varieties and its size makes it the best variety for back-yard gardens where small amounts are wanted at one time. This is also a great favorite with market gardeners for an extra early crop. A good sure cropper. **Pkt. 10c; oz. 25c; $\frac{1}{4}$ lb. 75c; lb. \$2.50; 5 lbs. \$2.25 per lb.**



Early Jersey Wakefield Cabbage.

44. Late Flat Dutch—This is an old variety that is too well known for describing; an extra-fine late flat-head variety that always gives splendid results, and has many friends both among home gardeners and truckers. It is well to include this with your early cabbage for late crop. **Pkt. 10c; oz. 25c; $\frac{1}{4}$ lb. 85c; lb. \$2.50.**

47. Early Winnigstadt—A second early to the York, same shape, but with few outer leaves. Comes just a few days before the Jersey Wakefield. **Pkt. 10c; oz. 25c; $\frac{1}{4}$ lb. 80c; lb. \$2.75.**

46. Early Flat Dutch—Most popular cabbage in South Texas and Gulf Coast sections for a market and shipping variety. A splendid strain of Flat Dutch, just a little later than the old-time Early Flat Dutch. Fine shipping variety for all sections. **Pkt. 10c; oz. 25c; $\frac{1}{4}$ lb. 80c; lb. \$2.50.**

48. All Seasons—A fine early flat-head cabbage, adapted to culture in all seasons of the year; a good header and keeper, making medium-sized heads, a good around cabbage for any purpose. **Pkt. 10c; oz. 35c; $\frac{1}{4}$ lb. 90c; lb. \$2.75.**



Henderson Succession.



Surehead Cabbage.

49. Copenhagen Market —Danish grown seed. Matures in 35 days. A new cabbage in enormous demand by planters everywhere. Just a few days later than Wakefield; considerably harder. Larger and has the advantage of being a round-headed type. It is practically the only round-head extra early cabbage we have, and the earliest of that class. Weighs from 10 to 14 pounds at maturity. Virginia and New Jersey truckers have given this a larger acreage that formerly was devoted to Wakefield. They claim that better prices are possible from this type on account of its size. Finest imported seed. **Pkt. 10c; oz. 25c; ¼ lb. 90c; lb. \$3.00; 5 lbs. \$2.75 per lb.**

50. Late Drumhead —Another old standard variety that has well known and a largely planted kind, is a good solid hard headed and good sure cropper. **Pkt. 10c; oz. 25c; ¼ lb. 75c; lb. \$2.25.**

51. Succession —This is largely a market gardener's variety, and is used mostly in the South for shipping purposes; is a large flat top variety with good color and firmness, being about twice the size of most other large sorts; premier brand seed. **Pkt. 10c; oz. 25c; ¼ lb. 75c; lb. \$2.25.**

52. Surehead —A very sure header; this is a desirable cabbage of the Drumhead type for both medium and late crops. It is noticeable for uniformity of size, firmness of head, and fine texture. **Pkt. 10c; oz. 25c; ¼ lb. 75c; lb. \$2.75.**

53. Early Trucker —In Early Trucker we have the best large early flat-head cabbage ever offered for planting in the South, a variety which will not only give the most satisfactory results in "home gardens," but has proven of the greatest possible value to the market gardens of South Carolina, Georgia, Florida, Texas and other Southern States. It suits all seasons; in fact, no cabbage we have ever seen approaches it in so many desirable qualities. Sown in spring, it makes the best summer crop. Sown in the late summer months, it makes a most desirable winter cabbage. **Pkt. 10c; oz. 25c; ¼ lb. \$1.00; lb. \$2.50.**

RED CABBAGE

55. Mammoth Red Rock —Market gardeners will find this early flat-head cabbage a great improvement over existing varieties. While not early, it is of the best quality, has few outside leaves, and is of the darkest red color. **Pkt. 10c; oz. 35c; ¼ lb. \$1.00; lb. \$3.50.**

54. Red Zenith —While not so large as Mammoth Red Rock, this variety is earlier in maturing, producing a fine solid head, richly colored and of good quality. **Pkt. 10c; oz. 35c; ¼ lb. \$1.00; lb. \$3.50.**

CHINESE CABBAGE

56. Pe-Tsai —The value of this much advertised "Chinese or Celery Cabbage," we think, has been over-estimated. In growth it resembles our Cos Lettuce somewhat, and is a very popular vegetable with the Chinese, being used both raw and boiled. It does best as a fall crop. **Pkt. 10c; oz. 30c; ¼ lb. 90c; lb. \$3.00.**

FROST-PROOF CABBAGE PLANTS

Order Early To Get Plants Delivered In Time

When we receive your order for these plants, we have to forward it to our growing station, which takes several days. Plants are shipped direct to you from growing station. Plants cannot be pulled or shipped when beds are wet. We sometimes have a week or ten days of continued wet weather which prevents shipment. If you do not receive your plants as soon as you expect them, you will know that weather prevents shipment. Send your order two to three weeks before you expect to set the plants and you will get them on time.

The plants when received will be somewhat wilted and have a hard stunted appearance, which will be disappointing to persons who have never used these plants before. Regardless of appearance, they will produce the crop results.

Varieties: Early Jersey Wakefield, Charleston or Large Wakefield, Succession and Early

Flat Dutch

Prices by Parcel Post, postage paid. In lots of 100, 200, 300, or 400 plants at \$3.00 per 100 plants; 500 plants for \$1.60; 1,000 or more at \$0.90 per 1,000 plants.

Orders are filled by the 100, not 250 or 350. These prices are for even quantities of one variety to package; if you ordered 200 of one variety and 300 of another variety you would pay at the 100 rate.


Prices by Express, buyer paying express charges—In lots of 1,000 to 3,000 plants at \$2.00 per 1,000; 5,000 or more at \$1.80 per 1,000. Plants packed for express shipment, 1,000 or 2,000 plants of a variety to package, they weigh about 25 pounds per thousand plants, packed for shipment.

Collards

An old-time standby for winter greens all over the South. Well adapted to every Southern State, and is a species of cabbage, not only hardy but a vigorous and continuous grower, producing a mass of leaves and later a fairly good head. Not in its best condition until touched by frost. Seed can be sown here from early spring up to October 1st. When plants are 6 inches high transplant to open ground, setting 2 feet apart in the row. Cultivate like cabbage. Sow one ounce of seed to 200 feet of row.

57. Improved White Cabbage Collard —This is the finest, largest, quickest growing, best flavored collard grown. It always brings the best price and the most profit because it so quickly makes a large, compact, tender growth. Makes the finest looking, quickest selling collard we have ever seen, the best of all for home or market use. This is the collard that will please everybody—the collard that everybody will soon be planting. The only collard to plant for profit. **Pkt. 10c; oz. 35c; ¼ lb. 35c; lb. 80c, postpaid.**

58. True Georgia —The old standard and most popular collard grown throughout the South, tall and long stemmed, good flavored and very hardy. **Pkt. 5c; oz. 10c; ¼ lb. 25c; lb. 65c.**



Improved White Cabbage Collard.

Carrots

Sow from February to September in light, deep, rich soil in drills 12 inches apart; plants should stand 5 inches apart in the rows; fertilize well. One ounce of seed to 100 feet of drill; 4 pounds to the acre.

- 59. Danver's Half Long**—Rich, dark orange colored, good quality. Pkt. 5c; oz. 15c; 2 oz. 25c; ¼ lb. 35c; 1 lb. 85c; parcel post paid.
- 61. Chantenay**—This is a stump-rooted variety, the best of its class. A half-long sort, excelled in quality and productiveness; very uniform in growth; flesh deep golden color; roots 3 inches in diameter at top and about 5 inches in length, gradually tapering in symmetrical manner to the base. Pkt. 10c; oz. 15c; ¼ lb. 30c; 1 lb. 80c.
- 65. Oxheart, or Guerande**—The best of the short-rooted thick-formed carrots. Roots 3 inches wide at top, tapering to 2 ins. in diameter at the bottom. Length about 5 to 6 inches. Roots very free from hard core and of finest quality for table use. Both skin and flesh are highly colored. Being very short they are easily pulled from the ground, where the long sorts often have to be dug or plowed out in heavy soil. This is the carrot for you to plant this year. Easily grown and entirely satisfactory for home garden or market. Pkt. 10c; oz. 20c; ¼ lb. 35c; 1 lb. 90c.
- 60. Improved Long Orange**—Old, well-known variety. Roots long and of deep, rich orange color. Heaviest cropping table carrot and profitable for stock feed as well. Pkt. 10c; oz. 20c; ¼ lb. 40c; 1 lb. \$1.00.
- 62. Large White Belgian Carrot (For Stock Feed Only)**—The South is just beginning to appreciate the value of root crops for stock. Of these, the Belgian Carrot is an immense cropper, having produced as high as 20 tons of roots per acre. Plant on land that has been previously cultivated and worked deeply. Pkt. 10c; oz. 15c; ¼ lb. 35c; 1 lb. 90c.



Improved Long Orange Carrot.

66. Herbs

All gardens should have some space devoted to the more important Pot Herbs. A few varieties are grown solely for the seed produced, which is used for flavoring cakes, bread, confectionery, etc. The young stems and leaves of the plants used for flavoring may be gathered in the green state, or in the fall the entire plant may be pulled up and carefully placed in a dry room, and thus assure a winter's supply.

	Pkt.	Oz.	¼ Lb.	Lb.
ANISE —Seeds used for flavor.....	10c	15c	40c	1.50
BASIL SWEET —Culinary herb used for flavoring soups, etc.....	10c	30c	85c	3.00
CARAWAY —Cultivated for its seeds.....	10c	15c	40c	1.50
CATNIP —Leaves are used for seasoning.....	10c	30c	85c	3.00
CORIANDER —Seeds are used for flavoring.....	10c	15c	40c	1.50
DILL —Mammoth. For sowing. Seeds used for flavoring vinegar.....	10c	15c	40c	1.50
FENNEL FLORENCE —Grown for the enlarged leaf stalks.....	10c	25c	85c	3.00
FENNEL SWEET —Leaves used in sauces.....	10c	25c	85c	3.00
LAVENDER —True. For oil and distilled water.....	10c	50c	1.35	5.00
MARJORAM —Sweet. Is used for seasoning.....	10c	50c	1.35	5.00
SAGE —Broad-leaved. A culinary herb; also used in medicine.....	10c	50c	1.35	5.00
THYME SAVORY	10c	25c	85c	3.00
YERBENA —Broad-leaved English. Is used as a seasoning.....	10c	50c	1.35	5.00

Cauliflower

CULTURE—One ounce is sufficient for 100 feet of drill; 4 ounces will produce enough plants to set an acre. Sow out of doors the last of September in a carefully-prepared bed ¼ of an inch deep, rolling or treading the surface if the weather be dry, and transplant into cold frames for protection during the winter; or in a glass hotbed in November, transplanted into cold frames, and in the field early in April, in rows 2½ feet apart, allowing 18 inches between the plants. While in the frames the plants must be kept free from slugs, and if they appear, the soil and plants should receive a light sprinkling of lime. For a late crop, sow from the 15th of April to the 1st of July, transplanting in the same way as winter cabbage, and giving, if possible, rich, moist bottom land. The beds must be well weeded, and too much attention be given to watering in dry seasons, as the leaves will droop, and the plant suffer seriously if this is neglected. The heads are blanched by drawing the leaves together and tying closely with raffia or strips of other soft material. They must always be cut before the "curd" begins to split and open into branches.

63. Snowball—Probably the earliest variety, and like our Thoroughbred White Bouquet, is as equally celebrated. We recommend both selections unreservedly, but find that in different sections preference is often shown for one or the other, owing to the effects of various soils and climates. The Snowball is characterized by symmetry of head, beautiful color and shortness of stem. Pkt. 10c; oz. 20c; ¼ lb. \$3.00; 2 ozs. \$5.00; ¼ lb. \$9.00; 1 lb. \$35.00. Postpaid.

Celery

CULTURE—One ounce is sufficient for 100 feet of drill; 4 ounces will produce enough plants to set an acre. The cultivation of celery in a hot climate is attended with some difficulty, but while Southern celery is rarely so large as that grown in colder sections, it is not surpassed by any in firmness of grain and delicacy of flavor. Sow from April to July not more than ½ of an inch deep in a moist place, lightly rolling or pressing the surface after sowing to facilitate germination. If the seed bed is very finely pulverized, the seeds may be simply scattered over the surface and then pressed into the soil with the hand or back of spade, the whole bed then covered with old bags until the seeds germinate.

EARLY SELF-BLANCHING VARIETIES

64. Golden Self-Blanching—This is the most popular with and is far superior to all other sorts. Compact in growth, large stalks, and a beautiful rich golden yellow. Crisp and tender and free from stringiness. Our Golden Self-Blanching Celery Seed is grown for use in France by the originator, and can be depended upon for great purity and exceeding fine quality. We do not recommend the American grown stock, as it usually proves very unsatisfactory for a marketing variety, being pithy and thoroughly unreliable in most cases. Pkt. 25c; oz. 80c; ¼ lb. \$2.50; 1 lb. \$7.00.

65. White Plume—Once a popular variety, because it does not require banking as other celeries do, on account of the stalks, portions of the inner leaves and heart being naturally white. Pkt. 10c; oz. 20c; ¼ lb. 60c; 1 lb. \$2.00.

WINTER KEEPING VARIETIES

67. Giant Pascal—A deep green selection from the Golden Self-Blanching, and especially adapted to Southern cultivation. The stalks are very large, thick, solid, crisp and of a fine nutty flavor. Pkt. 10c; oz. 20c; ¼ lb. 60c; 1 lb. \$2.00.

68. Winter Queen—An exceptionally fine winter variety and of good flavor. The stalks are of medium height, solid, crisp and of good flavor. Pkt. 10c; oz. 30c; ¼ lb. 90c; 1 lb. \$3.00.

Celeriac

CULTURE—One ounce is sufficient for 100 feet of drill 4 ounces will produce enough plants to set an acre. Sow in drills ¼-inch deep and 18 inches apart. This is a species of celery grown for its roots, which are really delicious when properly prepared, and also useful for flavoring soups, stews, etc. This vegetable has been quite neglected by Southern gardeners, but we can assure our readers it needs only an introduction to win universal favor. Cultivation is the same as for celery, except that no trenching or hilling is required. The size and quality of the roots depend upon the cultivation, and the ground should be frequently worked until the roots are full grown.

69. Giant Prague—This is the best and one of the largest varieties. Pkt. 10c; oz. 30c; ¼ lb. 70c; 1 lb. \$2.50.

KIRKLAND'S GARDEN AND SWEET CORN

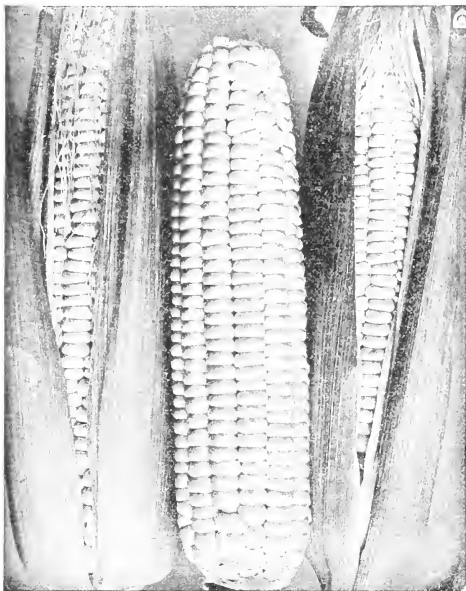
Stowell's Evergreen.

Garden Corns

Plant early corn in rich and well-manured ground from March to middle of April. Sugar corn in May, if ground is warm. Cultivate frequently. Plant a piece about every two or three weeks to get a succession of roasting ears. The early varieties can be planted as late as July for late roasting ears. One quart plants 200 hills; eight quarts per acre.

70. Adams Extra Early —The earliest sweet corn in cultivation, makes a small ear and stalk, can be planted close together, and is used by our market gardeners to catch the early market.

Shelled—Lb. 25c; 10 lbs. \$2.00.



Kirkland's Southern Snowflake.

71. Adams Early —Similar to Adams Extra Early, but a little later and very much larger ears, earlier and harder than sugar corn; a profitable corn for truckers.

Shelled—Lb. 30c; 2 lbs. 50c; 5 lbs. \$1.00; 10 lbs. \$2.00.

72. Adams Improved Early —An improved strain of the more uniform ears and deeper grains; Early Adams, with larger and later in maturing than Early Adams.

Shelled—Lb. 30c; 2 lbs. 50c; 5 lbs. \$1.00; 10 lbs. \$2.00.

73. Trucker's Favorite —As name implies, this is the favorite with all market gardeners and truckers, following close to Early Adams in maturity; it is larger in ears, deeper in grain, and a sure crop; a sweet and palatable corn. Trucker's Favorite is considered the best early market corn grown.

Shelled—Lb. 30c; 2 lbs. 50c; 5 lbs. \$1.00; 10 lbs. \$2.00.

74. Kirkland's Southern Snowflake —A beautiful large eared corn with deep, soft pure white grains, almost as early as Trucker's Favorite, but grains and ears larger; a very desirable market corn for main crop. Lb. 30c; peck \$2.00.

Sweet or Sugar Corn

75. Golden Bantam —An extra early sweet corn of very sweet and tender qualities; can be planted earlier than other sweet corns; small ear of golden yellow color, bears two and three ears to the stalk. Pkt. 10c; 1b. 35c; 2 lbs. 65c; 5 lbs. \$1.50; 10 lbs. \$2.50.



Early White Evergreen.

76. Early White Evergreen —An early variety of Stowell's Evergreen type, pure white kernel, deep grains and delicious in flavor; a very desirable corn for market gardeners, canners and home gardeners. Pkt. 10c; 1b. 35c; 2 lbs. 65c; 5 lbs. \$1.50; 10 lbs. \$2.50.

77. Stowell's Evergreen —This is the universal sugar corn. It makes large, well filled ears, bears abundantly on good soil, and the ears remain in the green state for a long time; deep-grained and very sweet. Pkt. 10c; 1b. 35c; 2 lbs. 65c; 5 lbs. \$1.50; 10 lbs. \$2.50.

78. Country Gentleman —One of the richest and most popular late sweet corns, has a good sized ear with small cob, long slender grains, and is especially recommended for home gardeners. Pkt. 10c; 1b. 35c; 2 lbs. 65c; 5 lbs. \$1.50; 10 lbs. \$2.50.



Stowell's Evergreen.

Pop Corn

79. Pearl —The most popular of all pop corns, a good yielder. Corn pops pure white and of good quality. Lb. 20c; 10 lbs. \$1.50.

80. Queen's Golden —A very handsome yellow pop corn, large grains; pops perfectly white, and of good flavor. Generally yields four ears to the stalk. Lb. 20c; 10 lbs. \$1.50.

81. Howling Mob —A large-eared fine second early corn. About the same season as Early Giant. The kernels are small in size, of delightful flavor and make a most attractive appearance. Of the highest value for market gardeners and equally good for the garden. Pkt. 10c; 1b. 35c; 2 lbs. 65c; 5 lbs. \$1.50; 10 lbs. \$2.50.

Cress

82. Water Cress —To be sown in the spring along edges of creek or pond. Only one sowing is necessary, as it increases and perpetuates itself; make a splendid salad and is considered quite a delicacy by a great many. **Pkt. 10c.**

Cucumber

CULTURE—Cucumbers are very tender, and should not be planted until all danger of frost is past and the ground becomes warm. If planted earlier than this they should be protected. Plant in hills 4 feet apart each way. Quantity of seed required—One ounce to 60 hills; about two pounds per acre.


83. Kirkland's Early Fortune —A great favorite with Florida truckers, with fine dark green color, holding this color for a long time. A favorite for shipping to Northern markets. Nice, plump, crisp cucumber, with all good features for both home and shipping purposes. **Pkt. 10c; oz. 20c; ¼ lb. 40c; lb. \$1.25.**

84. White Spine —A deep dark white-spine cucumber that will hold its color for a long time. This makes it a desirable shipping variety, as the color lasts several days after reaching Northern markets. This is a very early sort, and with proper cultivation will produce all perfect specimens. Our strain will be found to be satisfactory for every purpose both for home garden and shipping. This cucumber will satisfy. **Pkt. 10c; oz. 20c; ¼ lb. 35c; lb. 90c.**

85. Early Green Cluster —Bearing in clusters of two and three. If fruit is picked will continue to bear throughout entire season. A fine deep green fruit. **Pkt. 10c; oz. 20c; ¼ lb. 35c; lb. \$1.25.**

86. Improved Long Green —An old-time favorite in the South, making extra-long slim fruit that will hold color until well matured. A fine, nice brittle, well-flavored cucumber. Good for planting during all seasons of the year. **Pkt. 10c; oz. 20c; ¼ lb. 40c; lb. \$1.00.**

87. Japanese Climbing —This is a climbing variety, vines attaining twice the length of the ordinary sorts. These can be trained to climb on fences or trellises, which will save space where it is planted. Fine variety for small gardens and where only a few vines are wanted. **Pkt. 10c; oz. 30c; ¼ lb. 50c; lb. \$1.65.**



White Spine Cucumber.

88. Everbearing —A fine cucumber, growing in bush yofrm, and a distinct kind from all others. The vine produces early, and continues to do so until very late. Full matured fruits may be seen on vine while still blossoming, but these should be picked when too old to eat. Small ones make excellent pickling cucumbers. **Pkt. 10c; oz. 20c; ¼ lb. 35c; lb. \$1.35.**

89. Southern Pickle —This variety has been grown and selected to produce numbers of small fruits just the proper size for pickling purposes, and when full grown are of a nice size for this purpose. This variety gives much better satisfaction than the use of immature fruits of other sorts. **Pkt. 10c; oz. 20c; ¼ lb. 40c; lb. \$1.35.**

90. Gherkin, or Burr Cucumber —Small, round and prickly; used only for pickling. **Pkt. 5c; oz. 15c; ¼ lb. 50c. By express, oz. 15c; ¼ lb. 40c.**

91. Davis Perfect —This is an early variety and makes long, symmetrical fruit of deep green color, which it retains for a long time; considered one of the best table varieties, and is much thought of by our truckers; highly recommended. **Pkt. 10c; ¼ lb. 25c; lb. 90c.**

92. Dill

An annual of aromatic odor and warm pungent taste. Its seeds are used for seasoning, but its largest use is for making Dill pickles. **Pkt. 5c; oz. 15c; ¼ lb. 40c; 1 lb. \$1.25.** Parcel post paid.



Black Beauty Egg Plant.

Egg Plant

Sow in February or March. When 2 inches high transplant to pots or good rich soil, and in May to 3-foot rows in deep, rich loam. One ounce of seed will produce 1,000 plants.

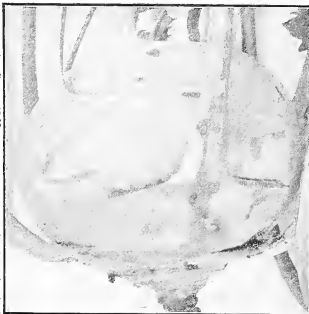
93. Black Beauty —This is the earliest and best of all large fruited Egg Plants. The large fruits are thick and of the most attractive form. The skin is a rich, lustrous purplish black, and it is entirely free from spines or thorns. **Pkt. 5c; oz. 50c; 2 oz. 75c; ¼ lb. \$1.25;** parcel post paid.

94. New York Improved Purple —The old standard variety. **Pkt. 5c; oz. 50c; 2 oz. 75c; ¼ lb. \$1.25.** Parcel post paid.

Kohl-Rabi

95. Early White

Vienna —This is the best and the earliest variety for table use. **Pkt. 5c; oz. 25c; 2 oz. 40c; ¼ lb. 75c; lb. \$2.50.** Parcel post paid.



Early White Vienna.

Kale

Sow from 2 to 3 lbs. to the acre, one ounce to 200 feet of drill. Make excellent greens for spring and winter use. Sow in March or September in drills or broadcast.

96. Dwarf Green Curled

—Very hardy; leaves curled. The best variety for fall sowing. Stands all winter. **Pkt. 5c; oz. 10c; 2 oz. 15c; ¼ lb. 30c; 1 lb. 60c.** Parcel post paid.

97. Tall Curled Scotch

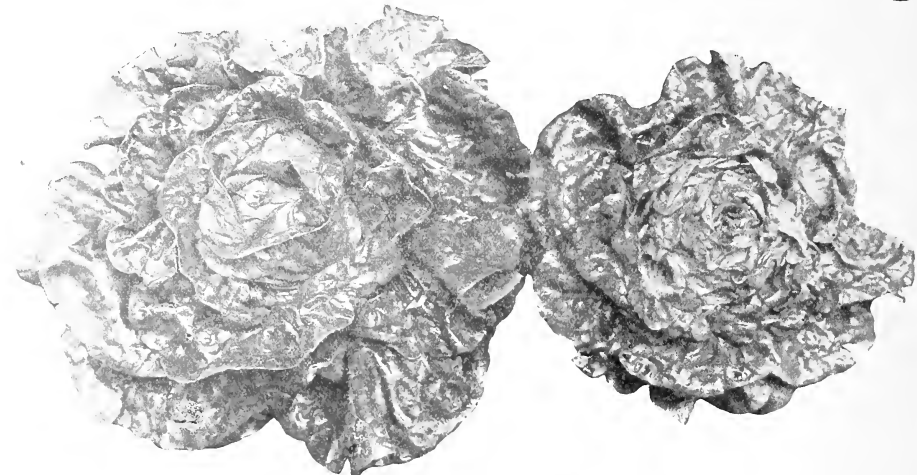
—A beautiful curled tall growing variety. Also fine for spring planting. **Pkt. 5c; oz. 15c; 2 oz. 25c; ¼ lb. 40c; 1 lb. \$1.00.** Parcel post paid.

Endive

One Ounce Will Sow 200 Feet of Drill—Sow about the middle of May, and for succession in June and July. When the plants are two or three inches high, thin them out or transplant into moderately rich and rather light soil, one foot apart. When nearly full grown, and before they are fit for the table, they should be blanched by tying the leaves loosely together.

98. Green Curled —The hardiest variety; beautifully curled. **Pkt. 5c; oz. 25c; 2 oz. 40c; ¼ lb. 75c; 1 lb. \$2.00.** Parcel post paid.

BETTER THE SEED — BETTER THE CROP



KIRKLAND'S LETTUCE SEED

CULTURE—Lettuce is easy to grow, but requires rich, moist soil, clean and thorough cultivation and plenty of water to give it that quick-growth on which depends its tenderness and flavor. They may be had at all seasons of the year. For a succession sow every three weeks. Sowings may be made in open ground early in the spring and the plants thinned out. For fall use sow in July and August. Fall sowings of hardy kinds should be made in September; protect with straw or litter and they will head up in the spring, or transplant 9 inches apart under glass or canvas to head up in the winter. One ounce will produce about 1,500 plants; 3 ounces will make plants enough for an acre.

99. Big Boston—The heads of this variety are extremely firm and solid. This fine variety is grown exclusively in some sections for shipping purposes, and has given the best of satisfaction. Inside bleached fine white; very crisp and nicely flavored. Favorite shipping lettuce. **Pkt. 10c; oz. 25c; ¼ lb. 75c; lb. \$2.50.** Special price in quantities.

100. Iceberg—A Winner for the Home Garden. One of the very best cabbage varieties for summer heading. Heads are so compact and solid they seldom go to seed. Inside is thoroughly blanched and of the finest flavor. Leaves broad, slightly crumpled and border finely frilled. Good for home and market garden. Crispness is retained in hottest and driest weather. Of strong growth, suitable for early and later plantings. Ready for table in 35 to 60 days. **Pkt. 10c; oz. 30c; ¼ lb. 75c; lb. \$2.75.** Special price in quantities.

101. New York, or Wonderful—The plants are extra large and produce heads of immense size with the leaves closely folded; inner portion blanches easily, and leaves are always crisp and tender. **Pkt. 10c; oz. 20c; ¼ lb. 65c; lb. \$2.00.**

Cos Lettuce.



102. Romaine, or Cos

—Trionon is by far the best of the Cos, or Romaine, varieties. These are becoming very popular; they have a distinct, pleasing flavor. The long, spoon-shaped leaves form oval-shaped heads, and are easily blanched by gathering the outer leaves at the top and loosely tying them with soft string several days before wanted for the table. **Pkt. 10c; oz. 25c; ¼ lb. 60c; lb. \$2.00.**

103. May King

—This valuable new lettuce is, without any question, one of the best Lettuces on the list for early spring planting in the open ground. The heads are six to seven inches in diameter, of a clear light green, the outer leaves being slightly tinged with brown, the inner being clear, bright yellowish, with very rich, oily flavor. It is an excellent

market sort, the round, compact heads being so solid that they carry extremely well. **Pkt. 10c; oz. 20c; ¼ lb. 60c; lb. \$2.00.**

104. Grand Rapids—is no better for forcing, and it does splendidly outdoors if sown in the fall or early in the spring. It does not form heads, but makes a large compact cluster crimped around the edges; crisp and tender. One of the earliest lettuces to grow under glass. **Pkt. 10c; oz. 25c; ¼ lb. 60c; lb. \$2.00.**

105. California Cream Butter—Good for open ground planting at all seasons in the South. Fine variety for market gardeners and shippers. Heads large and solid, the inside bleaching to a beautiful cream yellow when properly grown. The pure strain of this variety can be distinguished by the small spots on the outer leaves. Our stock is strictly high-grade and of the purest strain. **Pkt. 10c; oz. 25c; ¼ lb. 60c; lb. \$2.00.**

106. Early White Cabbage

—This is the best all-around lettuce in cultivation. Does well for early spring, summer and fall planting. Makes fine, large, solid heads with blanched hearts. Crisp and tender. **Pkt. 10c; ¼ lb. 60c; lb. \$2.00, postpaid.**

Leek

CULTURE—Leek is generally considered superior to onions for soup-flavoring, etc. Sow as early as practicable in the Spring in a light, rich, moist soil in drills half an inch deep. When six or eight inches high, trim off the tops and roots, and transplant to rows one foot apart and six inches apart in the row, setting them three or four inches deep and earthing up as they grow, so that the necks will become well blanched. May also be sown in coldframes in September, and the young plants transplanted in the fall or early spring to where they are to remain. One ounce will sow about 100 feet of drill.

107. Large American Flag

—This is the standard variety generally used. **Pkt. 5c; oz. 25c, postpaid.**




American Flag Leek.


six to seven inches in diameter, of a clear light green, the outer leaves being slightly tinged with brown, the inner being clear, bright yellowish, with very rich, oily flavor. It is an excellent

MUSKMELONS, or CANTALOUPE

One Ounce Will Plant 50 Hills; 2 or 3 Pounds in Hill per Acre.



Kirkland's Improved Rocky Ford.



Tip Top.

CULTURE.—Melons thrive best in a rich, light soil. Plant early in May, when the ground has become warm and dry, in hills six feet apart each way for muskmelons, eight feet for water-melons. Previous to sowing the seed, mix a few shovelfuls of well-rotted manure in each hill, and plant in each 12 to 15 seed; after all danger of the bugs is over, thin out to three plants per hill. When about one foot long, pinch off the tips to make them branch, as it strengthens the growth of the vines and makes the fruit mature earlier. Give plenty of water and feed liquid manure occasionally. A few hills for early use may be had by sowing on pieces of sod in a hotbed, and when warm enough transplant to open ground.

108. Extra Early Hackensack—Matures in 70 days; green meat. Earliness is the feature that popularizes this melon. Size is small, about that of Rocky Ford. Its fruit is finely flavored and appetizing in looks. Is round, slightly flattened at the ends and netted. Good for shipping, especially for early market. **Pkt. 10c; ¼ lb. 30c; 1 lb. \$1.00.**

109. Osage, or Miller's Cream—A rather large, main crop, oval slightly ribbed and well covered with a shallow, melon of very superior quality; fruit dark green, gray netting; flesh rich orange-salmon, exceedingly thick, with a small seed cavity. **Pkt. 5c; ½ oz. 10c; ¼ lb. 30c; 1 lb. 90c, postpaid.** By express, 1 lb. 85c; 5 lbs. and over, 75c per lb.

110. Knight—This is a splendid shipping melon. Somewhat earlier than Rocky Ford; medium sized, uniform in shape. Well netted, thick green flesh, and good quality. **Oz. 10c; ¼ lb. 35c; 1 lb. \$1.00.**



Extra Early Hackensack.

111. Kirkland's Improved Rocky Ford—This new strain of Rocky Ford of ours differs from all others in that it is solidly and deeply netted throughout. It is almost impossible to get any "sick" cantaloupes with this strain, so thoroughly and deeply it is netted. It has thick salmon flesh, very small seed cavity and comparatively few seeds. Ripens evenly from stem to blossom, and is also the most regular in size and shape of all, the melons in a well-cultivated crop being almost as nearly alike as peas in a pod. If you are a cantaloupe shipper, you know that advantage. We cannot recommend this strain of Rocky Ford too highly. For home garden it has no equal, and as a shipper it cannot be beat. **Pkt. 10c; oz. 20c; ¼ lb. 40c; 1 lb. \$1.40.**

112. Honey-Dew—Too much cannot be said for this fine melon, and we are anxious for all our customers to become acquainted with it. This is a cross between the African Casaba and the Rocky Ford, flesh is light green and sweet as honey. The rind is straw color, very smooth and hard as the rind of a winter squash. It is a good shipper, selling at from fifty cents to one dollar and fifty cents per crate more than any other melon on the market. The average size of the melon is six inches in diameter and seven to eight inches in length, weighing five to six pounds. It matures about ten days later than the Rocky Ford and is very prolific. The melons will keep for several weeks and those maturing late may be kept until Christmas. **Pkt. 10c; oz. 40c; 1 lb. \$2.00.**

113. Pollock 10-25 Salmon Tinted—The latest improved shipping type of the Rocky Ford Cantaloupe, bringing the highest prices everywhere. The flesh is of delightfully rich aromatic flavor not excelled by any other kind. This is the most rust-resistant variety known, remaining green and thrifty under favorable conditions when others die. The melons run uniform in size and shape, and the flesh is unusually firm and deep, with a small seed cavity, making this an exceptionally good shipper. **Pkt. 10c; oz. 20c; ¼ lb. 60c; 1 lb. \$1.75.**

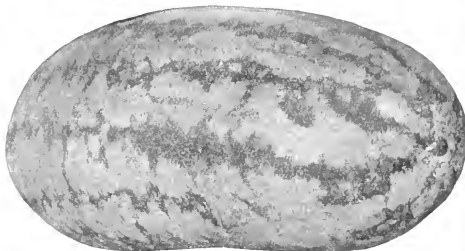
114. Banana Muskmelon—We have the true Banana Muskmelon, with its fine banana-like flavor. Just think of melons 24 to 31 inches long! The Banana will grow and make on poorer land than any other variety and will stand summer sun without injury and furnish you melons long after all other varieties are gone. It should be in every home garden in the South, both for its fine eating qualities and for late use. **Pkt. 10c; oz. 20c; ¼ lb. 45c; 1 lb. \$1.75.**

115. Pink-Meated Rocky Ford (or Burrell Gem)—This melon has a variety of names and is a good one for either shipping or home use. While the meat or flesh is known as "pink-meated," in color it is really an orange-yellow. These melons are heavy in weight owing to the thick meat, which is firm and solid, more so than other varieties, and has become quite a favorite with many as a shipper. Netting is rather coarse and prominent as compared with other Rocky Ford strains, but it is an all right melon either for shipment or home use, and is growing in popularity every season. Seed cavity is exceedingly small, with thick, firm flesh or meat of the very best flavor. The only objection to this variety is a tendency to split at blossom end in rainy weather. Rocky Ford (or Burrell Gem) Colorado-grown seed. **Pkt. 10c; oz. 20c; ¼ lb. 60c; 1 lb. \$1.10.**

116. Tip Top—This variety has for a long time been one of the standard and popular varieties. Probably no other melon is more universally used than Tip Top. It is not a good shipper but for home use or near by markets is a good one, having a delicious flavor, well netted, slightly oval, thick orange-color flesh, is very juicy and grows very large. We saw some melons last year weighing up to fifteen pounds, and selling for as much as 60c to 75c. We are quite sure of our strain this year. **Pkt. 5c; oz. 10c; ¼ lb. 30c; 1 lb. 90c, postpaid.** By express, 1 lb. 85c; 5 lbs. and over, 75c per lb.


KIRKLAND'S SELECTED WATERMELONS

CULTURE—One ounce is sufficient for a row of a 100 feet in hills; 2 or 3 pounds will plant an acre in hills. A rich but light and well-drained soil is needed to produce the best results. Plant the seeds 1 inch deep from April to June in hills not less than 8 feet apart each way. Avoid planting until the warm weather has become settled, as the vine will never thrive if checked by cold, and it really pays to use the seed more lavishly than indicated above. Watermelon seeds have so many enemies that defective stands are almost the rule rather than the exception, and sometimes the delay from replanting means failure of crop; no matter how many seeds are put in the hill, they should each be pushed in separately in order to guard against a bird or other destroyer making a clean sweep of the pocket. After the first plowing, cultivation must be shallowed and the crop "laid by" as soon as the ground is well covered.




Kirkland's Dixie Watermelon.

117. Kirkland's Dixie —The size is large, specimens weighing 50 pounds being not infrequent. The flesh is scarlet, very fine and extra firm. The rind, though thin, is a good keeping quality. One of the best shipping melons grown, often producing on a single vine 6 to 8 large oblong shaped melons of a dark green color, striped lighter green. Black seed. **Pkt. 10c; ¼ lb. 30c; 1 lb. 90c; 5 lbs. \$4.25; 10 lbs. \$8.00.**



Watson Watermelon.

118. Tom Watson —In the South there are two classes of Watermelon—first, a thin rind table melon; second, a tough rind shipping melon. Watson belongs to the latter class, and while it does not compare in quality with Kleckley Sweets, it has proved wherever shipped to be a good eating melon—in fact, superior to any other of its class. The melons measure 18 to 24 inches. Brown seeds, with green rind. **Pkt. 10c; ¼ lb. 30c; 1 lb. 90c; 5 lbs. \$4.25; 10 lbs. \$8.00.**



Kleckley Sweet Watermelon.

118½. Kleckley Sweet —No other melon has ever attained nearby markets. This is a perfect melon for that purpose. Its eating qualities leave nothing to be desired. Vines strong and vigorous; melons medium to large in size. Oblong. The melons grow 18 to 24 inches in length, 10 to 12 inches through. Skin a very rich, dark green color, white seeds.




Rattlesnake Watermelon.

119. Georgia Rattlesnake —This melon made Georgia famous as the finest melon-growing State. In no place in the world are finer, sweeter melons grown than the Rattlesnake. 60 to 75-pound Rattlesnake melons are nothing unusual. Light green with dark green stripes; red meat, with white seed tipped with black. **Pkt. 10c; ¼ lb. 30c; 1 lb. 90c; 5 lbs. \$4.25; 10 lbs. \$8.00.**




Alabama Sweet Watermelon.

120. Alabama Sweets—A splendid combination melon for shipping, market or home use. In general appearance much like Florida Favorite, but average much larger and has slightly darker markings. Seels on sight in other Southern or Northern markets. Early, bright scarlet flesh, fine grain, solid, sweet and free from stringiness. Light brown seed. **Pkt. 10c; ¼ lb. 30c; 1 lb. 90c; 5 lbs. \$4.25; 10 lbs. \$8.00.**




Halbert Honey Watermelon.

121. Halbert Honey —A Texas melon. It greatly resembles the Kleckley Sweets, but is of darker color, more even, and regular in shape. Cannot be shipped great distances, as the rind is very brittle, but it is unsurpassed for home markets and family use. It grows from 15 to 30 inches long, is dark green, slightly ridged and blunt at the blossom and stem ends. White seed tipped at stem with black. **Pkt. 10c; ¼ lb. 40c; 1 lb. \$1.60.**



Florida Favorite Watermelon.


122. Florida Favorite —This variety originated with one of the most extensive melon growers of Florida. A beautiful melon, with dark and light green exterior; shape oblong; flesh bright crimson, crisp and deliciously sweet. A good shipper. White seed. **Pkt. 10c;** ¼ lb. 30c; 1b. 90c; 5 lbs. \$4.25; 10 lbs. \$8.00.



Irish Grey Watermelon.

123. Irish Grey —The size is uniform and large. Color of rind yellowish gray and almost as tough as that of the Citron. Ripens earlier than Watson and will keep in good condition for a long time after pickling. Very prolific and a good shipper. A fine market sort. White seed. **Pkt. 10c;** ¼ lb. 40c; 1b. \$1.10; 5 lbs. \$5.00; 10 lbs. \$9.00.

124. Excel—This is the shippers' melon. It is well adapted to Southern conditions, and for a shipping melon it can't be beat. The rind is tough, being a heavy cropper. It is a large, long dark green melon with faint stripes. Flesh red, crisp, solid, and a wonderful medium early shipper. White, black and brown seeds. **Pkt. 10c;** ¼ lb. 30c; 1b. 90c; 5 lbs. \$4.25; 10 lbs. \$8.00.




Kolb Gem Watermelon.

125. Kolb's Gem —The melons are large, of a thick oval shape; blocky form; skin in dark and light-green stripes. Flesh bright red, but coarse and of poor quality. Splendid for shipping and keeps well. Black seed. **Pkt. 10c;** ¼ lb. 35c; 1b. \$1.00.

126. Mountain Sweet —An old variety but still the standard of excellence for quality; fruit oval, long and very dark green rind; meat red, sweet, with black seeds.

127. Carolina Bradford —The Bradford is one of the best melons for home use and nearby markets, but we do not recommend it for shipping long distances. It is a favorite above all others in sections where it has been grown. It makes a strong healthy vine and very productive. The melons are large, elongated; rind dark green, with darker stripe; flesh red, remarkably tender and sweet. An excellent melon for home use. White seed. **Pkt. 10c;** ¼ lb. 40c; 1b. \$1.10.



Harris Early Watermelon.

128. Harris Earliest —The earliest variety grown and exceptionally large for so early a melon; handsome, uniformly of long oval shape and of first-class quality. Not only desirable for home use, but fine for shipping. Black seed. **Pkt. 10c;** ¼ lb. 35c; 1b. \$1.00.



Cole's Early Watermelon.


129. Cole's Early —One of the earliest, but small size. It is very prolific, producing nearly round melons with dark green rind mottled with lighter stripes. Flesh bright red and crisp. A good variety for growing in the Northern States. Black seed. **Pkt. 10c;** ¼ lb. 40c; 1b. \$1.10.

FREE DELIVERY

Packets, Ounces, or Quarter-Pounds, of all seeds excepting Beans, Corn, and Peas ordered at list prices, will be sent FREE by Mail or Express.

ONIONS

CULTURE.—Onions are grown from seeds and also from bulbs, called sets. To grow onions from seed, plant in the open in early spring rather thickly, $\frac{3}{4}$ inch deep in rows 18 inches apart, and later thin the plants to from 3 to 5 inches apart, and keep well cultivated. When grown this way 1 ounce of seed will sow 100 feet of rows, 6 pounds to the acre. If sets for planting the following spring are desired, sow the seed in March or April in wide rows, 20 to 40 pounds to the acre. When the tops die in the summer remove and store only the small sets, spreading them thinly in a dry place, using the larger size for eating or pickling purposes. Onions require rich soil, and a liberal supply of manure from the poultry-house is very beneficial. But probably the most satisfactory way for the small home-gardener to grow early green onions is from the sets. These may be put out in the spring, in March or April or in the fall, in September and October, 3 inches apart in rows 1 foot or more apart. One pound will set about 75 feet of row. Fertilize well and keep well cultivated.



Yellow Globe Danvers.

Growing Onion Sets from Seed.—To grow onion sets, sow in broad, wide rows, in March or early in April, 40 to 50 pounds per acre, and keep clean of weeds. In late summer, or whenever the tops die, remove the small bulbs, buttons or sets, to a dry place, spread them out thinly on trays made of laths, piling the trays one on top of another, separated by blocks, so that the air can circulate freely between them. The larger sets should be sold for pickling, and only the smallest retained for planting.

130. Large Red Weathersfield—The best known red variety, flattened on ends, but thick. A very hardy, solid and good keeping onion. **Pkt. 10c; oz. 25c; $\frac{1}{4}$ lb. 50c; lb. \$1.75.**

131. Silver Skin, or White Portugal—Flesh and skin pure white; flavor mild and sweet. Grows to a good size and ripens early and evenly. Makes a good onion for bunching; for table use, and for pickling purposes. **Pkt. 10c; oz. 20c; $\frac{1}{4}$ lb. 60c, postpaid.**

132. Yellow Globe Danvers—The best known and most good size, and ripens solid and heavy. **Pkt. 10c; oz. 20c; $\frac{1}{4}$ lb. 60c; lb. \$2.00.**

133. Extra Early White Pearl—The quickest growing of pearly onions. Tender, mild and of excellent flavor. Seed can be sown thickly in the spring; sets raised and planted out in fall, and large onions will be ready in spring, before any other variety. **Pkt. 10c; oz. 25c; $\frac{1}{4}$ lb. 75c.**

134. Prize Taker or Spanish King—A very large onion, mild and fine grained; of globe shape, with light, straw-colored skin; requires a season to develop to full size. Frequently sown in hot-beds and transplanted. By this method immense onions are produced. **Pkt. 10c; oz. 25c; $\frac{1}{4}$ lb. 75c; lb. \$2.60, postpaid. Not prepaid, lb. \$2.50.**

Onion Sets

Prices on Onion Sets Fluctuate. Current Prices on Request.

135. Yellow Danvers

—Qt. 25c; pk. \$1.50;
bushel of 32 lbs. \$4.00.

136. Red Weathersfield

—Qt. 25c; pk. \$1.50;
bushel of 32 lbs. \$4.00.

137. Silver Skin

—Qt. 25c; pk. \$1.50;
bushel of 32 lbs. \$4.00.

138. Australian Brown

—Qt. 25c; pk. \$1.50;
bushel of 32 lbs. \$4.00.

Mustard


CULTURE.—Sow in any good garden soil thickly in drills 14 to 16 inches apart. Give good cultivation and keep free from weeds and grasses. Mustard leaves are large enough for salad in about four weeks from sowing, and may be cut. Sow seed from January to April and in early fall.

139. Chinese Mustard—We have sold this variety for years, and it has always given complete satisfaction. Leaves are about twice as large as those of the Southern Curled, and are smoother. Leaves remain tender and in condition for a long time. **Pkt. 10c; oz. 10c; $\frac{1}{4}$ lb. 30c; lb. 75c.**

140. Giant Southern Curled—This is an old and well-known variety, used in the South for years. Is used for salads, like lettuce, and for boiling. Leaves are a beautiful green and are very crinkly or curled. **Pkt. 10c; oz. 15c; $\frac{1}{4}$ lb. 35c; lb. 75c, postpaid.**

141. White Mustard—The seed of this variety are used for medicinal purposes and for making commercial mustard as sold by grocers; also used in pickling. **Pkt. 10c; oz. 15c; $\frac{1}{4}$ lb. 35c; lb. 75c, postpaid.**

142. Ostrich Plum—This is an extremely curled variety of medium growth, making the finest quality salad. **Pkt. 10c; oz. 15c; $\frac{1}{4}$ lb. 35c; lb. 75c.**



Giant Southern Curled Mustard.

Okra

Dwarf Green Prolific Okra.

143. White Velvet Okra—A standard variety throughout the South for home use and local shipment. We have a specially fine, early, very round, smooth-podded strain of medium size, the pods being almost altogether free from ridges and is not prickly to the touch. This strain of the White Velvet we find to be the very best of all the white varieties. **Pkt. 10c; oz. 10c; $\frac{1}{4}$ lb. 15c; lb. 50c.**


144. Coker's Pedigreed Okra—This distinct green-podded Okra is by far the best variety for market and shipping purposes, being used by many Southern truckers almost exclusively for this purpose. The original strain as originally introduced has been greatly improved, and its productiveness is simply wonderful, the pods starting to shoot out within 3 or 4 inches from the bottom of the stalks, and the whole plant is covered with them to the height of a man's head (5 to 6 feet). Pods of an intensely dark green color, of unusual length, frequently 9 to 10 inches long. Are very slim and do not harden up as is usually the case with other varieties. **Pkt. 10c; oz. 10c; ¼ lb. 20c; ½ lb. 50c, postpaid.**

Parsnips

CULTURE—These seed should be sown in rows about 2 feet apart in the early spring and in early fall. One ounce of seed to 100-foot row.

147. Hollow Crown—This is the best variety for the South, and is most generally used in this section. Makes a fine-flavored, sweet bulb with little tops. **Pkt. 10c; oz. 15c; ½ lb. 35c; 1 lb. \$1.00.**

148. Guernsey.—This fine strain of parsnip, while not so long as the Hollow Crown, is thicker at the top, of the best quality, and is preferred by many on account of the ease with which the crop can be gathered. **Oz. 10c; ¼ lb. 35c; ½ lb. \$1.00.**



Hollow Crown Parsnips.

145. Dwarf Green Prolific—The pods impart fine flavor and consistency to soups and stews. Besides being very palatable when stewed and served like a dish of Asparagus, its pods can be easily dried for winter. So delicious is the flavor that when once used it will be grown every year in Northern as in Southern gardens. **Pkt. 10c; oz. 15c; ¼ lb. 20c; ½ lb. 50c.**

146. Improved Long Green—A very desirable sort for market gardeners; of medium height; very handsome; bears long pods, which remain tender a long time and are free from hard ridges. **Pkt. 10c; oz. 15c; ¼ lb. 20c; ½ lb. 50c.**

Pumpkins

CULTURE—Plant in May, in hills 8 to 10 feet apart, mixing well-rotted manure, in each hill. Put 8 to 10 seeds in each hill, and cultivate till the vines get strong, when they should be thinned out, leaving two or three of the strongest in each hill. When planted in corn plant at the same time as the corn, in every fourth row, 10 to 12 feet apart in the rows, letting the hill of pumpkins take the place of a hill of corn. One ounce will plant 20 hills; three pounds one acre.

149. Japanese Pie—A long-necked pumpkin, green and yellow striped; a fine pie pumpkin. **Pkt. 10c; oz. 20c; ¼ lb. 40c; ½ lb. \$1.25.**

150. Southern Field—Famous old-time pumpkin; strong, vigorous grower. **Pkt. 10c; oz. 15c; ¼ lb. 35c; ½ lb. \$1.00.**

151. Jumbo—A large, round yellow pumpkin, attaining an enormous size. **Pkt. 10c; oz. 20c; ¼ lb. 50c; ½ lb. \$1.85.**

152. Large Cheese—Old-time favorite and a good variety; bright orange color. **Pkt. 10c; oz. 15c; ¼ lb. 40c; ½ lb. \$1.25.**

153. King of the Mammoths—An immense variety that will always take the prize for the largest pumpkin, an excellent keeper, of golden yellow color. **Pkt. 10c; oz. 20c; ¼ lb. 50c; ½ lb. \$1.75.**

154. Cushaw or Crookneck—A fine table pumpkin, and also good for stock; flesh rich yellow and very tender, with finest flavor; the regular Pie Cushaw. **Pkt. 10c; oz. 25c; ¼ lb. 50c; ½ lb. \$1.50.**

155. Sugar or Pie Pumpkin—Not a very large pumpkin, but very sweet and excellent keeper. **Pkt. 10c; oz. 20c; ¼ lb. 45c; ½ lb. \$1.25.**

TURNIPS

CULTURE—They do best in highly enriched, light, sandy or gravelly soils. Commence sowing the earliest varieties in April in drills from 12 to 15 inches apart, and thin out early to 6 or 8 inches in rows. For a succession sow at intervals of a fortnight until the last week in July, from then until the end of August sowing may be made for the fall and main crop. Turnips may be preserved until spring by cutting off the tops about 1 inch from the bulb, storing in the cellar or cold shed during the winter, covering the roots with dry sand. They should be harvested before the severe frost sets in, for, though comparatively hard, few will survive the winters of the Northern States in the open ground.

156. Long White Cow Horn—A very productive, quick-growing turnip, of fine quality; fine-grained and very sweet; often used as soil improver and for stock feed. **Pkt. 10c; oz. 10c; ¼ lb. 20c; ½ lb. 65c.**

157. Early White Flat Dutch—A green-top, flat turnip, sweet and tender; one of the best for family gardens. **Pkt. 10c; oz. 10c; ¼ lb. 20c; ½ lb. 60c.**

158. Purple-Top Strap Leaf—A flat-top variety with good tops, fine for greens and good for bulbs; also very sweet and good grower. **Pkt. 10c; oz. 10c; ¼ lb. 25c; ½ lb. 60c.**



Purple Top Globe.

159. White Milan Turnip—These are without exception the best extra-early turnips, and can-

not be excelled for fine flavor and good eating qualities. This is a flat, fine-grained variety, and the best turnip grower. **Pkt. 10c; oz. 20c; ¼ lb. 40c; ½ lb. \$1.25.**

160. Purple-Top Milan—Same as the white, only with purple top. **Pkt. 10c; oz. 20c; ¼ lb. 40c; ½ lb. \$1.25.**

161. Golden Ball, or Orange Jelly—One of the sweetest yet introduced; not of large size, but firm, hard, and of excellent flavor; good keeper and superior table variety; of bright golden orange color. **Pkt. 10c; oz. 10c; ¼ lb. 20c; ½ lb. 65c.**

162. Southern Prize—Superior and extensively grown in the South where the tops furnish an abundance of cuttings. These are valued as well as the tops, being remarkably large, symmetrical, and excellent for feeding stock. A favorite for forage in the Virginias and Carolinas where it usually thrives throughout the winter without protection. **Pkt. 10c; oz. 10c; ¼ lb. 20c; ½ lb. 60c.**

163. Purple-Top Globe—Makes large globe-shaped roots with purple top. A big yielder and fine for home use and the market. **Pkt. 10c; oz. 10c; ¼ lb. 25c; ½ lb. 60c.**

164. Pomeranian White Globe—Extra large round, white, fine flavor; best for table use. **Pkt. 10c; oz. 10c; ¼ lb. 20c; ½ lb. 50c.**

165. Southern Snow-White Globe—A very superior white round-globe turnip; flesh firm and solid. **Pkt. 10c; oz. 10c; ¼ lb. 25c; ½ lb. 60c.**

166. Extra-Early White Egg—A quick-growing white egg-shaped variety with small tops; a fine early variety that always satisfies. **Pkt. 10c; oz. 10c; ¼ lb. 20c; ½ lb. 50c.**

167. Yellow or Amber Globe—A fine yellow-fleshed variety, round and very sweet; one of the best yellow kinds. **Pkt. 10c; oz. 10c; ¼ lb. 20c; ½ lb. 70c.**


168. Seven Top—The great salad green variety. Makes an abundance of tops that make finest turnip salad. Very rank grower; bulbs are often large enough to eat, but this is primarily a salad variety; very hardy. **Pkt. 10c; oz. 10c; ¼ lb. 25c; ½ lb. 30c.**

169. Yellow Purple-Top Aberdeen—An old standard variety, popular large yellow globe with purple top; fine keeper and good for stock feed. **Pkt. 10c; oz. 15c; ¼ lb. 35c; ½ lb. 75c.**

170. Improved Purple Top Yellow Rutabaga—Finely bred strain. **Pkt. 10c; oz. 10c; ¼ lb. 25c; ½ lb. 75c.**

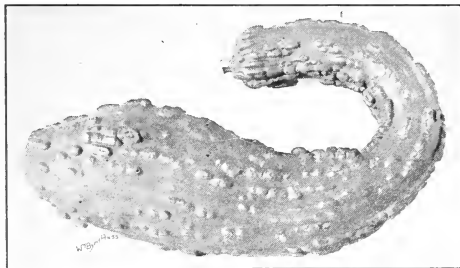
Squash

Should not be planted until after frost and cold nights have passed. One ounce to 25 hills is about right. Plant in well-enriched soil and keep free from bugs.



Mammoth White Bush.

- 171. Early White Bush**—A large white bush variety, scalloped edged flat and a greenish-white color; very fine. **Pkt. 10c; oz. 20c; ¼ lb. 45c; lb. \$1.50.**
- 172. Mammoth White Bush**—Same as the Mammoth, only smaller and earlier. **Pkt. 10c; oz. 20c; ¼ lb. 45c; lb. \$1.50.**
- 173. Early Yellow Bush Crookneck**—Same shape as the Yellow Summer Crookneck variety, growing in bush form. **Pkt. 10c; oz. 20c; ¼ lb. 45c; lb. \$1.75.**



Giant Summer Crookneck.

- 174. Giant Summer Crookneck**—A fine, large crookneck squash, very prolific and a good sure cropper. **Pkt. 10c; oz. 20c; ¼ lb. 50c; lb. \$1.85.**
- 175. Yellow Summer Crookneck**—Earlier than the Giant Crookneck, same shape, but smaller. **Pkt. 10c; oz. 20c; ¼ lb. 45c; lb. \$1.75.**
- 176. Boston Marrow Squash**—Running squash, planted in late summer for winter use same as pumpkins. **Pkt. 10c; oz. 15c; ¼ lb. 40c; lb. \$1.50.**

“BETTER THE SEED
BETTER THE CROP”



Salsify, or Oyster Plant.

Salsify, or Oyster Plant

CULTURE—A vegetable which ought to be more cultivated than it is. It should be sown in the fall of the year, not later than November. The ground ought to be manured the spring previous, deeply spaded, and well pulverized. Sow in drills about 10 inches apart, thin out to from 4 to 6 inches in the rows.

- 177. Mammoth Sandwich Island**—A great improvement over the old sort, growing double in size. **Pkt. 10c; ½ oz. 20c; oz. 30c; ¼ lb. 85c; lb. \$2.75.**
- 178. Sorrel**—Planted in drills a foot apart during the fall of the year and thinned out from 3 to 4 inches in the drills. It is used for various purposes in the kitchen; also in soups and salads. Cooked like spinach. **Pkt. 10c; oz. 25c; ¼ lb. 75c, postpaid.**



Dwarf Essex Rape.

Dwarf Essex Rape — For Salad

CULTURE—One ounce to 50 feet; drill thick in spring, rows 2 feet apart, or broadcast in August, September and October; 20 pounds to acre.

For the garden it practically can be sown and cut every month in the year except summer. Excellent for fall or spring greens when boiled. Thin out when 6 or 8 inches high to 6-inch plants, and cook. When sown in fall for greens cut off tops when 12 inches high above the bud and use. Tops grow out again and may be cut several times. No other plant makes such a world of greens and such cheap greens. **Price, packet, 5c; 4 ounces 10c; pound 25c; 5 pounds \$1.00.**

KIRKLAND'S GARDEN, or ENGLISH PEAS

FOR SPRING PLANTING—BEST SOUTHERN VARIETIES

CULTURE—Peas do best in a light, rich, loamy soil that has been liberally manured the previous season. Plant the smooth varieties as early as the ground can be worked. The wrinkled peas are not as hardy as the smooth kinds, and should be planted later; they are, however, sweeter and better flavored. For a succession plant every two weeks—as late as August for a late crop. The Marrowfat planted in November, December or January will come in just after the extra earlies. When grown for market peas are rarely staked; in small gardens grow in double rows 6 to 8 inches apart and stake with brush. They should be kept clean and the earth worked toward them two or three times during growth. One quart will plant 100 feet of drill; 1½ bushels for an acre.

179. First and Best—Our best early pea for the market. This pea will excel where an early pea is wanted. For years this pea has held the record for earliness and prolificness, being used to a large extent by Florida shippers. Will quite often bear in thirty days' time from planting. **Pkt. 10c; lb. 30c; peck \$3.25; bushel \$11.00.**

180. Alaska Extra Early—Next to First and Best, we consider this pea to be the best early pea planted. Bears in about five weeks. A splendid shipper and very prolific sort. **Pkt. 10c; lb. 30c; peck \$3.25; bushel \$11.00.**

181. Ameer, or Large-Podded Alaska

—Similar to the Alaska Extra Early, only a little later and making a larger pod and peas. A fine kind to follow the first earlies. **Pkt. 10c; lb. 30c. Not prepaid, peck \$4.00.**

182. Thomas Laxton—A heavy and reliable crop, straight and green pods, bearing uniform, long, vigorous grower, vines reaching a height of about 3 feet; almost as early as the extra-early kinds. **Pkt. 10c; lb. 30c; peck \$4.00; bushel \$11.00.**

183. Laxtonian—A dwarf pea with large handsome pods. It is slightly earlier than Gradus maturing about the same time as Thomas Laxton. Vines medium dark green and medium heavy of foliage. Pods 3½ to 4 inches long, slightly curved. Will bear more abundantly at top of vines, making it easy to pick, very heavy yielder, altogether a fine pea for private and market gardeners. **Pt. 10c; lb. 40c; pk. \$5.00.**

184. Pot Latch—Strong, vigorous vines, luxuriant dark foliage, 24 inches in height, bearing pods 3½ to 4 inches long, pointed at ends, of medium green color, filled with luscious, large tender peas. **Pt. 25c; lb. 30c; pk. \$3.25; bu. \$10.00.**



Alaska Extra Early.

185. White Marrowfat—A big yielder for late summer and last crop. **Pkt. 10c; lb. 25c; peck \$3.00.**

186. Black-Eye Marrowfat—Grows from 3 to 5 feet high and an excellent variety for late crop. **Pkt. 10c; lb. 25c; peck \$3.00.**

187. Telephone—One of the most productive of the large-podded wrinkled sorts; pods large and well filled, usually about 5½ inches long. This is a rather late pea, but a heavy sure cropper, and should have its place when planting for continued production during bearing season. **Pkt. 10c; lb. 30c; peck \$3.50; bushel \$12.00.**

188. Gradus, or Prosperity—Vines grow about 3 feet high, producing uniformly large pods, about 4 inches long; very prolific bearer and good sure cropper. Recommended highly for earliness, quality and size. **Pkt. 10c; lb. 30c; peck \$3.00; bushel \$11.00.**

189. Champion of England—Universally admitted to be one of the best late peas grown. Makes large, tender, luscious peas, pods about 3 inches long; very profuse bearer. **Pkt. 10c; lb. 30c; peck \$3.00; bushel \$11.**

MAMMOTH LUSCIOUS SUGAR PEA

(EDIBLE PODDED)

190. Dwarf and Tall—We list two edible-podded kinds, the Dwarf Grey and the Tall Mammoth-Podded. When these peas have reached about half their mature size they are picked and cooked, pods and all, just as you would string snap beans. This is a most delightful dish. **Pkt. 10c.**

191. Small White Lady Pea—**Pkt. 10c; lb. 25c; 2 lbs. 45c.**

192. Large White Black-Eye, or Ramshorn Pea
—**Pkt. 10c; lb. 25c; 2 lbs. 45c.**

LARGE TRUCK GROWERS' PRICES

If you are a large truck grower and use a large amount of seed, send us a list of your requirements and we will send you special prices.



Thomas Laxton.

KIRKLAND'S MAINE-GROWN SEED POTATOES

Write for Current Prices.

Selected Seed Stocks, grown especially for seed purposes, by the best and most careful seed potato grower in Aroostook County, Maine. Purity and quality considered before price.

Prices on Potatoes fluctuate, and are subject to market changes.



Irish Cobbler Potato.

193. Irish Cobbler—A fine, very prolific, oblong white potato; a well-known variety that is planted largely throughout the South. **Pk. \$1.00; bu. \$3.50; 10-pk. bag \$8.00.** Price subject to change. Write when ready to buy.

194. Bliss Red Triumph—A potato too well known for description. We have the genuine Maine grown potatoes, grown by the best growers in the business; free from disease and the best to be had in every respect. **Pk. \$1.00; bu. \$3.75; 10-pk. bag \$8.50.** Price subject to change without notice.

195. Early Rose—The genuine Early Rose, and not to be compared with Western stocks, as it is much earlier, more prolific, and a better potato in every respect. **Pk. \$1.00; bu. \$3.75; 10-pk. bag \$8.50.**

BUG DEATH is the sure-shot potato-bug killer; will positively kill all kinds of leaf-eating insects. Sprinkle on the plants while the dew is on, and by applying a few times all bugs will be killed out. Not poisonous to humans, and will not kill plants. **1 lb. 30c to First and Second Zones; 3 lbs. 75c**—add regular postage to other Zones if to be mailed. **Not prepaid, 1 lb. 25c; 3 lbs. 45c**—Express collect.



Bliss Red Triumph.

196. Lookout Mountain—The wide popularity of Lookout Mountain is due to its heat and drought resistant quality which enables it to withstand a hot and dry season and yet make a satisfactory crop during the cooler weather of the fall. Among late potatoes there is probably no variety that is a surer cropper than Lookout Mountain and the potatoes are generally of good size, smooth, oval in shape with white skin. **Not prepaid, 1/2 peck 40c; peck 60c; 1/2 bushel \$1.15; bushel \$2.10; bag (10 pecks) \$4.75.**

197. Green Mountain (Northern Grow)—Has the reputation of making big crops everywhere and on practically any kind of soil, producing large, handsome, smooth, oval-shaped potatoes with white skin. The tubers generally run uniformly large with very few small potatoes, especially if grown on good ground. Medium late in maturity; not susceptible to disease; a uniform producer and of the finest table quality. **Not prepaid, 1/2 peck 40c; peck 65c; 1/2 bushel \$1.20; bushel \$2.20; bag (10 pecks) \$5.00.**

Parsley

A fine garnishing plant. Easy to grow. Should be sown both in fall and early spring in thin drills about 15 inches apart. Can also be grown in pots for home use where the demand is light. Makes a fine market gardener's crop. Always a good demand for this from hotels and restaurants.



Special Double Curled Moss Parsley.

198. Special Double Curled Moss—A fine strain, double curled, that makes about the best appearance of any variety. Easy to grow and the best popular kind. **Pkt. 10c; oz. 15c; 1/4 lb. 30c; 1b. 90c.**

Spinach

CULTURE—Two ounces are sufficient for 100 feet of drill. For an acre 5 to 10 pounds, if planted in rows 18 inches apart, or 20 to 35 pounds if planted in ten-inch drills on beds that are usually either 4 or 7 feet wide. The latter is the method employed by our largest growers of spinach. As spinach cannot be grown upon poor land, manure heavily and trench deeply, lining being usually advantageous. For early use, sow from the middle of August until the middle of November, in drills not more than 1 inch deep. Although there is considerable danger of failure to get a "stand" if the weather is very warm, spinach being a cold-weather plant, there is no other way of having it ready for use in December. The main crop should be sown during October, about the middle of the month if conditions are favorable. When the plants are started, begin thinning out until they are from 4 to 6 inches apart. For summer use, sow at intervals from February to April, after which all kinds except the New Zealand rapidly run to seed.

199. Bloomsdale Savoy—A fine crinkly leaved variety in much demand; makes very fine salad. **Pkt. 10c; oz. 15c; 1/4 lb. 25c; 1b. 65c.**

200. New Zealand Spinach—The best summer variety, growing and dying down after frost; bears leaves in rosettes, which are picked off to be cooked. Will continue to produce all during season. **Pkt. 10c; oz. 20c; 1/4 lb. 50c; 1b. \$1.50.**

201. Improved Curled Long-Standing—The broad, dark green leaves are of the finest quality. It is in prime condition from two weeks to three weeks after other varieties of spinach have run to seed. **Pkt. 10c; 1/4 lb. 25c; 1b. 65c.**

Selected Peppers



Chinese Giant Pepper.

202. Pimiento Pepper—A great mild-flavored variety, the new variety in our country, but one that has been grown in Spain for years, and from which the famous Spanish Pimiento is made. The flavor is almost as mild as that of an apple; can be eaten raw, baked, stuffed or canned and used as a salad. The skin can be removed by scalding. This superb variety should be grown in every Southern garden, for it fills a place all its own that other peppers cannot. **Pkt. 10c; ½ oz. 35c; oz. 50c; ¼ lb. \$1.50.**

203. Chinese Giant—The fruits of this variety are mammoth, averaging 12 to 15 inches in circumference, and notwithstanding the immense size, it is early and prolific; the stocky, well-branched plants, about 2 feet high, carry a large crop of most attractive peppers. The flesh is thick, tender, mild, sweet and unexcelled for use as salad or for stuffing for "Mangoes." When ripe the surface is of a brilliant, glossy scarlet. **Pkt. 10c; ½ oz. 25c; oz. 40c; ¼ lb. \$1.40; lb. \$4.50.**

204. Ruby King—One of the most popular large-fruited peppers, bearing a liberal crop of large ruby-red fruits, 5 to 6 inches long by 3 to 4 inches in diameter; flesh exceedingly thick, sweet and mild. It is a favorite sort for use as salad, stuffing, etc. **Pkt. 10c; ½ oz. 25c; oz. 40c; ¼ lb. \$1.40; lb. \$4.50.**

205. Ruby Giant—A grand, large, sweet pepper, growing to an extra-large size and very mild flavored; mild enough to be eaten raw. Flesh very thick and bright, ruby-red when thoroughly ripe. Great favorite with market gardeners and truckers. Good for stuffing. Best seller grown. **Pkt. 10c; ½ oz. 25c; oz. 40c; ¼ lb. \$1.40; lb. \$4.50, postpaid.**

206. Long Red Cayenne—Very hot; is used for pickling while green and for seasoning when dry. A long, tapering variety. **Pkt. 10c; ½ oz. 30c; oz. 65c; ¼ lb. \$1.50; lb. \$5.50.**

207. Large Bell, or Bull Nose—This is an old and well-known variety both for home and market gardeners; is a good sure cropper; fruit is about 3 to 3½ inches long and 2 to 3 inches across; inclined to be a little hot. **Pkt. 10c; ½ oz. 15c; oz. 30c; ¼ lb. \$1.00; lb. \$3.25.**

OTHER VARIETIES

	Pkt.	½ Oz.	¼ Lb.	Lb.
Red Chili Pepper	10c	50c	\$1.50	\$5.00
Tobasco	10c	50c	1.50	5.00
Golden Dawn	10c	50c	1.50	5.00
Neapolitan	10c	50c	2.00	7.00
Mixed Peppers	10c	50c	1.50	5.00
Sweet Spanish	10c	50c	2.00	7.00

Radish

For best results require a loose, rich, moist soil. Can be sown during all spring and summer and during early fall, the long varieties being best for summer plantings, as they reach moisture better than the turnip kinds.

208. Early Long Scarlet—Flesh very crisp and tender; bright scarlet color; long, tapering shape. **Pkt. 10c; oz. 15c; ¼ lb. 35c; lb. 90c.**


209. French Breakfast—A very tender half-long variety of fine flavor. **Pkt. 10c; oz. 15c; ¼ lb. 35c; lb. 90c.**

210. China Rose Winter—A fine winter radish, most popular variety grown; deep scarlet, pure white inside flesh. **Pkt. 10c; oz. 15c; ¼ lb. 35c; lb. 90c.**

211. Early Scarlet Turnip, White Tipped—One of the best early radishes for the home garden and a great favorite in large markets for early planting outdoors. It is but little later than Early Scarlet Turnip, White Tipped. Forcing and will give entire satisfaction where extreme earliness and small tops are not the chief considerations. The roots are nearly round, slightly flattened on the underside. The color is very bright, deep rose-carmine scarlet with a distinctly white tip. The flesh is white and of the best quality. The stock we offer is exceptionally attractive in its splendid coloring. The scarlet is unusually deep and affords a distinct contrast with the large, clear white tip. **Pkt. 10c; ¼ lb. 40c; lb. \$1.25.**

212. White Icicle—Matures in 30 days. A long white variety. Skin is white and smooth, almost transparent; meat is crisp and without core. Will hold ten days without becoming pithy. A favorite for home use or market. **Pkt. 10c; oz. 15c; ¼ lb. \$1.25.**

213. Large Black Spanish black skin; white meat. Extremely hardy and remains crisp in the ground longer than other varieties. Flavor is distinctive. **Pkt. 10c; oz. 15c; ¼ lb. \$1.25.**




Early Scarlet Turnip, White Tipped.

Rhubarb

One Ounce of Seed Produces 500 Plants.

214. Victoria—Very familiarly known as the Pie Plant. The first vegetable of the season from the garden; cultivated to a great extent and is indispensable wherever it is known. Sow the seed early in the spring in rows 1 foot apart on rich ground; the second year after planting they can be removed in autumn to the permanent spot allotted to them; plant the roots 2 feet apart each way in ground that is well enriched, at least 2 feet deep. **Pkt. 5c and 10c; oz. 15c; ¼ lb. 50c; lb. \$1.00.** Box \$1.00 per dozen—add 25c per dozen if sent by mail; \$7.00 per 100. Express collect.

KIRKLAND'S TOMATO SEED



New Stone.

CULTURE—Sow in hotbeds or shallow boxes in the house early in the spring, transplanting in the beds to promote root growth, and when danger of frost is over, set 3 to 4 feet apart outside. Expose to the air as much as possible to harden them, and water freely when transplanting, shading them in a few days from the sun until thoroughly established. Earliness may be promoted by growing in pots, shifting to larger size as they become filled with roots. Earlier fruits may also be had by allowing only the original stem to bear. If the plants are staked, they may be grown closer together and produce more perfect fruits.

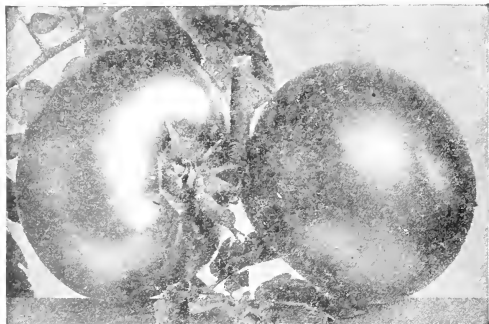
215. Brimmer Tomato—A large variety, of fine quality, very neat, containing very few seeds. A splendid variety for home gardens. **Pkt. 10c; ½ oz. 50c.**

216. June Pink—Considered an improvement on Earliana, extra-early with beautiful pink color. Medium size, smooth and prolific. **Pkt. 10c; ½ oz. 25c; ¼ lb. 75c; lb. \$2.50.**

217. Matchless—One of the best main crop tomatoes. Very solid; few seeds; large smooth fruit. As a main crop, it is unsurpassed. **Pkt. 10c; ½ oz. 20c; ¼ lb. 75c; lb. \$2.25.**

218. Earliana (SPECIAL STRAIN)—A standard extra-early variety. Largely grown by market gardeners. Bright red, smooth and attractive in appearance. **Pkt. 10c; ½ oz. 25c; ¼ lb. 80c; lb. \$2.50.**

219. Yellow Pear—Small pear-shaped variety, used for preserving. **Pkt. 10c; ½ oz. 35c; ¼ lb. \$1.15; lb. \$3.75, postpaid.** By express, **½ oz. 30c; ¼ lb. \$1.00; lb. \$3.50.**



June Pink Tomato.

220. Bonnie Best—Early, smooth, bright red tomato. Medium in size. Uniform and attractive. Growing in favor for market and home use. **Pkt. 10c; ½ oz. 25c; ¼ lb. 75c; lb. \$2.00.**

221. Kirkland's Avon Early—The fruits are large for so slightly flattened, deep scarlet red color, smooth, free from cracks and of fine quality. It produces ripe fruit as early as Earliana and continues to yield marketable fruit for a longer period than the other first early varieties. The vines are vigorous and very productive. We consider this a valuable addition to the list of early tomatoes for the market or home garden. **Pkt. 10c; ½ oz. 30c; ¼ lb. 90c; lb. \$3.00.**

222. John Baer—An extra early scarlet fruited variety of superior merit. The vines are very hardy and exceptionally productive. The fruits are the largest of the extra early sorts and are also most attractive in color. They are nearly round, smooth, firm and of excellent quality. It is one of the very earliest to ripen its first fruits and it continues to furnish marketable fruits much longer than other very early varieties. It is an invaluable sort for market gardeners, shippers and canners. **Pkt. 10c; ½ oz. 40c; ¼ lb. \$1.10; lb. \$4.00.**

223. Matchless—Is a well-named variety that has been known for years as being one of the best main-crop tomatoes. **Pkt. 10c; ½ oz. 20c; ¼ lb. 85c; lb. \$2.75.**

224. Stone—A great late crop tomato; color bright red; a good shipper and a well-known variety. **Pkt. 10c; ½ oz. 25c; ¼ lb. 85c; lb. \$2.50.**

225. Ponderosa Tomato—The largest and best known today. Makes large slicing tomato. **Pkt. 10c; ½ oz. 30c; ¼ lb. 50c; ¼ lb. \$1.00; lb. \$3.50.**

226. Early Acme—A purplish, round, heavy-fruited tomato, with tough skin, and one of the best early sorts grown. Has few seeds and very thick meat; a good canner. **Pkt. 10c; ½ oz. 25c; ¼ oz. 45c; ¼ lb. \$1.00; lb. \$3.50.**

Ponderosa Tomato.



227. Chalk's Early Jewel—One of the best extra-early tomatoes; fruits are large for an early kind; seed cells small; solid and meaty; a good all-round early tomato that always pleases. **Pkt. 10c; ½ oz. 25c; ¼ oz. 45c; ¼ lb. \$1.00; lb. \$3.50.**

228. Golden Queen Tomato—A bright yellow variety, and about the best yellow tomato planted; good for table use, canning and for all other purposes. **Pkt. 10c; ½ oz. 20c; ¼ oz. 35c; ¼ lb. \$1.00; lb. \$3.00.**

229. Blight-Proof Tomato—No chance for "Die Back" or tomato crop if you plant seed of our new "Blight-Proof" selection. This is the only blight-proof tomato of extra-fine quality that has ever been offered. Fine flavor, beautiful appearance, extra hardy; fruits from early in the season until very late; it could almost be called "Everbearing." Very prolific, and the fruit is of the best average size for shipping. Our tomato specialist has been breeding and re-selecting this strain for several years. Though it has now been in the market for two years, we would not offer it until it could be called the absolutely perfect blight-proof tomato. **Pkt. 10c; ½ oz. 20c; ¼ oz. 35c; ¼ lb. \$1.25.**

230. Dwarf Champion—A bushy sort, making fine fruit and self-supporting; good quick producer. **Pkt. 10c; ½ oz. 25c; ¼ oz. 45c; ¼ lb. 85c; lb. \$3.25, postpaid.**

231. Redfield Beauty—A great main-crop tomato, and one of the best canners planted; has high acid content, making it a good keeper when canned. **Pkt. 10c; ½ oz. 30c; ¼ oz. 50c; ¼ lb. \$1.00; lb. \$3.50.**



WIZARD SHEEP MANURE Will Make Your Plants Grow to Perfection!

The real secret in making plants grow to perfection lies in having a rich fertile soil. All plants require a generous supply of food and a loose mellow soil well supplied with organic matter. So if you wish to grow a profitable crop or have your plants develop their real beauty, let your first thought be the preparation of a rich fertile soil.

Wizard Sheep Manure is a natural concentrated manure that makes all plants grow to perfection. It supplies the humus to make soils mellow and friable, insuring strong vigorous root growth. Wizard Sheep Manure is convenient and absolutely weedless. Its concentrated strength goes a long way. **One Bag Equals a Whole Wagon Load of Stable Manure.** It is not a chemical stimulant but is a real plant food that has a lasting beneficial effect on your soil. There is nothing better than this weedless manure for lawns, gardens, fruit and field crops.

LAWNS. Wizard produces a thick velvety green turf of lasting beauty. Give your lawn an application early in spring and you will be surprised at the new beauty it will develop. In making new lawns scatter broadcast 10 lbs. to every 100 sq. ft. and rake into the surface soil. On old lawns use 6 to 10 lbs. per 100 sq. ft.

FLOWER GARDENS. Luxuriant green foliage and a wealth of vivid colored flowers are the result of feeding your plants Wizard. It is just what nature needs to make strong healthy plants. Dig it into the garden soil and mix a small handful with the soil under each plant or bulb and more for vines, shrubs, and trees, depending on size. Light

applications during the growing season will put new life into your plants and prolong the blooming season.

VEGETABLES AND FRUITS. If you want a big crop of crisp tender vegetables be sure to use Sheep Manure. Every successful gardener knows that there is nothing better than manure for vegetables. Wizard improves the yield, color and flavor of fruit crops. A very profitable fertilizer for practical growers.

FIELD CROPS. Wizard Sheep Manure builds up the soil and produces big crops at the same time. Flows freely through a drill. Puts new life into the soil. Use 300 to 1,000 pounds per acre.

FLORISTS. Wizard is unexcelled for feeding plants grown under glass. Safe, pure and weedless. Fine for mixing with bench and potting soil and liquid manuring. You need manure to grow profitable high quality crops and it pays to use Wizard.

Ask for Free Booklet

		Postpaid	
2 lbs.....	\$0 15	\$0 25	50 lbs.....\$ 1 75
5 lbs.....	25	40	100 lbs..... 3 00
10 lbs.....	45	65	500 lbs..... 12 50
25 lbs.....	90	1 25	1,000 lbs..... 22 50
	2,000 lbs.....	\$42 50	

Prices in carload lots quoted on request

ONE BAG EQUALS A WHOLE WAGON LOAD OF STABLE MANURE



FLOWER SEEDS

Our flower seed list comprises the best selections of all standard varieties of flowers usually found in the garden, and all varieties listed here are popular and are deserving of a place in every flower garden. The letter "A" after the name of the flower indicates that the flowers are annuals, blossoms only the first year, and the seed should be planted each year. The letter "P" indicates that the variety is a perennial, and blossoms for several years after sowing.



German Quilled Aster.

AGERATUM (A)—A beautiful hardy annual. The flowers are borne in dense clusters and are very useful for bouquets. The plants are very attractive in the garden, being covered with bloom nearly all summer.

Mixed Colors—Pkt. 10c.

SWEET ALYSSUM (A)—A hardy annual which begins to flower when very young, and is literally covered almost all the season with its sweet white flowers. It is especially adapted to borders or for rock work in the summer, and may be used effectively in window boxes for blooming. Pkt. 10c.

AMARANTHUS (A)—(Love Lies Bleeding). These plants afford brilliant contrasts of color, being useful for tall border and groups, also where foliage effects are desired. The leaves and stems are of different shades of red, blended with green; two to three feet high. Pkt. 10c.

ANTIRRHINUM—Snapdragon (A)—Well known, showy and useful border plants, producing flowers of a great variety of brilliant and handsome colors. Very effective in beds, succeeding in any good garden soil. Pkt. 10c.

ASTERS (A)—These well-known, beautiful and popular annuals are very desirable for bedding, being in bloom when most other plants are over. Very useful for cut flowers and for bouquets. Pkt. 10c.

Victoria—The most popular variety of Asters, and very desirable for bedding, and useful for cut flowers and baskets. In separate colors, pink, white, and blue, per package, 10c; mixed colors, per package, 10c.

BALSAM—Touch-Me-Not (A)—Also known as "Lady Slipper." A tender annual with brittle stems and foliage. Grows about 12 inches high. Flowers both single and double, in bright colors and variations; are wax-like and very attractive. No flower is more easily cultivated, and it succeeds in most any good soil.

Double Mixed—Pkt. 10c.

BALSAM PEAR (A)—An ornamental climber growing to height of 12 to 15 feet. The fruit is pear-shaped, and when preserved in alcohol is said to be useful in relief of pain. Pkt. 10c.

BACHELOR'S BUTTON—Globe Amaranth (A)—A well-known and popular everlasting flower which forms bushy plants about 2 feet high, and bearing sometimes hundreds of flowers. Excellent as border plants, and very useful for winter decorations. If cut when well matured will retain their beauty throughout the winter.

Mixed—Pkt. 10c; oz. 75c.

BALLOON VINE (A)—A rapidly growing climber of attractive foliage, and deriving its name from the Inflated Seed Pod, resembling a balloon. Pkt. 5c.

CARNATIONS (P)—These well-known flowers are easily grown from seed, and very free blooming, the flowers being brightly colored and with a most delicious clove-like fragrance. Excellent bloomers in the garden or for winter flowering.

Marguerite—An extra vigorous race, especially adapted for out-of-door culture. The plants are trim in habit, perpetual and flower abundantly in five months from sowing the seed. They are highly fragrant, and have beautiful double flowers. Pkt. 10c.

Double Mixed—A mixture of all colors and types. Pkt. 10c.

CALENDULA—Pot Marigold (A)—Very hardy annual, one-foot high. Has showy flowers blooming until frost and producing a fine effect in borders. It is of easy culture and is desirable for rather inferior soils, where less sturdy flowers do not thrive.

Mixed Varieties—Pkt. 10c.

CANDYPUFF (A)—Popular favorites, flowering profusely the whole summer. Very valuable for edgings and borders, fairly covered with masses of white and various colors. Height 1 foot. Of easy culture. White—Pkt. 5c. Crimson—Pkt. 5c.

Fancy Mixed—Pkt. 10c; oz. 40c.

CALLOPSIS OR COREOPSIS (A)—Beautiful showy summer bedding annuals with large bright flowers of golden yellow, varied with rich brown. Excellent for cutting and decorations.

Mixed—Pkt. 10c; oz. 35c; 1/4 lb. 50c.

CANTERBURY BELLS—Campanula, Cup and Saucer (P)—Handsome, hardy biennial of stately growth, rich color and profuse bloom. Succeeds best in light, rich soil and in the fall should be transplanted or thinned to 18 inches or 2 feet apart and given protection in severe winter weather. Has large, bell-shaped flowers which are strikingly effective; colors white, and various shades of violet, rose, lilac and blue. Height 2 to 4 feet. One of the wild forms of Campanula is the "Blue Bell" of Scotland. Pkt. 10c.

CELOSIA—Cock's Comb (A)—A half hardy annual, growing 6 to 8 inches high, bearing a wide, wavy blossom that resembles a Cock's Comb. Fine for massing or border work. Pkt. 10c.

Plumed Variety—Pkt. 10c.

Comb Variety—Pkt. 10c.

CENTAUREA, GYMNOCARPA—Dusty Miller (P)—Valuable because of its silvery foliage, and graceful drooping habit of growth. Half hardy perennial; one-half to two feet high. Pkt. 5c.

CENTAUREA "COEN FLOWER"—Mixed colors, pkt. 10c.

CHRYSANTHEMUM (A)—These annual Chrysanthemums have a charm of their own. The blooming season is from very early summer until frost, and their gay colors make beds or borders attractive during those hottest weeks of summer when flowers are apt to be scarce.

Double Mixed Varieties—Pkt. 10c.

Single Mixed—Pkt. 10c.

COSMOS (A)—These well-known flowers are of easy culture and are almost indispensable for cutting and garden decorations, their lovely blossoms being produced in greatest profusion after most other flowers have succumbed to frost. Few flowers have grown more into popularity in late years than the Cosmos, and we recommend them to all wanting large plants in their gardens.

Mammoth Mixed.—The flowers are double the size of the old, large flowers. Cosmos measuring from 3 to 4 inches across. The petals are large, overlapping, forming perfectly round flowers, deeply ribbed and of good substance. **Pkt. 10c.**

DIGITALIS, or FOX GLOVE (P)—A stately, old-fashioned border plant affording dense spikes of brilliantly colored flowers which are terminal and half as long as height of the plant. Colors, white, lavender and rose. Does not usually bloom until the second year. Thrives best in cool, shady locations.

Pink Mixed—Pkt. 10c.
DAISY (P)—These are charming little plants for edging and borders. The daisy has been so far improved by selection and careful cultivation that good seed will give at least 80 per cent of double flowers that are as large as any of the named sorts that are propagated by the division of the roots and are sold at high prices. The plants bloom well in the house and are splendid for early spring and summer flowering when planted in a slightly shaded situation. Tender perennials, about 6 inches high.

Mixed Colors—Pkt. 10c.
White Colors—Pkt. 10c.

AFRICAN DAISY.—Forms compact plants about one foot high. Branches freely and is covered with daisy-shaped flowers of a glossy yellow, with dark centers, blooms entire summer. **Pkt. 10c.**

SHASTA DAISY.—Flowers four inches in diameter, and blooms for months, easily grown. **Pkt. 10c.**

DIANTHUS, or PINKS (P)—These popular flowers, commonly known as Chinese and Japanese Pinks, have been for a long time very popular and deservedly so. In diversity of rich and beautiful markings they have but few rivals, and in ease of culture, freedom of bloom and almost certain satisfactory results, they stand close to the Nasturtium. Hardy biennials blooming the first year from seed. So easily grown from seed as to be rarely treated as biennials. Seed may be sown in the open ground any time in May.

Chinensis.—The familiar old Chinese or Indian Pink, easily grown and very showy. Our mixture contains a large assortment of varieties. **Pkt. 10c.**

ESCHOLZIA.—California Poppy (A)—The beautiful State flower of California. It blooms almost continuously throughout the season. A bed of these in full bloom gives a brilliant color effect. The foliage is finely cut and has a bluish tinge, delicate and very attractive. They are of the easiest culture. Can be sown in any soil, but the better the soil the larger the plants and blossoms. It is best to sow the seed in the garden where the plants are to remain, as they do not transplant easily. **Pkt. 10c.**

FORGET-ME-NOT—Myosotis (P)—The favorite old border plant that succeeds best in moist situations. It comes into blooming early and the little star-shaped flowers appear to every heart. Hardy perennials. **Pkt. 10c.**

FOUR O'CLOCK—Marvel or Peru (A)—A well-known favorite plant, bearing freely funnel-shaped white, red and striped flowers which open about four o'clock in the afternoon, remaining open all night; and usually are closed before noon the next day. Sow seed in spring in open ground in any good garden soil. The plants should be given plenty of room, about three feet apart. **Pkt. 10c.**

HOLLYHOCK (P)—Entirely different and more beautiful than the plant of twelve years ago, being much more compact in growth, the flowers larger, more richly colored and of better form. For a background to a flower garden nothing is better. Height, 5 feet. Tie to stakes if the stalks show a disposition to fall. The double varieties are the most desirable.

Double Mixed Varieties—Pkt. 10c.

changes to crimson. Very ornamental, and of easy culture. **Pkt. 10c.**

LARKSPUR (A)—The Larkspur is one of the handsomest and most useful of plants. The colors are extremely beautiful and in mixed borders its profuse masses of purple, white and red show splendidly, and for large gardens is invaluable. Height, 12 inches.

Double Dwarf Varieties Mixed—Pkt. 5c.

LOBELIA (A)—Profuse blooming little plants, of great value for edging, hanging baskets or vases. It is completely covered with flowers for a long time. If given plenty of water they may be kept in flower all summer. **Pkt. 10c.**

LOVE-IN-A-MIST—Nigella (A)—A hardy annual one-foot high, with finely cut foliage. Oddly shaped blossoms in blue and white, and curious seed pods. Of easy culture. **Pkt. 10c.**

MARGOLD (A)—A hardy annual, shrubby plant, in dwarf and tall varieties, growing from 6 inches to 3 feet high. Foliage bright green, deeply cut, and graceful. The flowers are various shades of yellow and brown. The tall varieties are very valuable for large bedding or background work, and the dwarf varieties for borders. No flower garden seems complete without this fine old-fashioned plant.

African.—The best tall variety with large, double blossoms. **Pkt. 5c.**

Dwarf French, Double Mixed—Pkt. 5c.

MIGNONETTE (A)—This popular little flower is well known as one of our most fragrant plants, and a universal favorite. If sown at intervals in spring and early summer it will bloom until killed by frost. Thrives best in a cool temperature. **Pkt. 5c.**



Nasturtium.

NASTURTIUM (A)—Probably the most popular and easily grown flower in our list, and remains longer in bloom. In favorable soil the flowers are produced in abundance throughout the season. Nasturtiums prefer dry, rather rocky soil, such as we usually call "poor" soil, and bear their flowers in such locations in greater profusion than in a rich garden, where they run too much to leaves.

Dwarf Varieties Mixed—This mixture contains all of the choicest and prettiest flowers of the Dwarf variety. The plants form a small, round bush, 12 to 16 inches high, which is a mass of blooms all summer. **Pkt. 5c; oz. 10c; ¼ lb. 35c; 1 lb. 75c.**

Tall Varieties Mixed—This mixture contains all of the choicest and prettiest flowers of the tall variety, are of quick growth, covering a whole hedge or trellis in a short time. The brilliant blossoms almost cover the plant from top to bottom. **Pkt. 5c; oz. 10c; ¼ lb. 25c; 1 lb. 75c.**

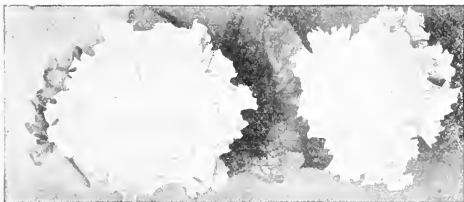
PANSY (P)—No description is needed of these little favorites, and it would be hard to find a garden whose charm is not in a large measure dependent upon their marvelous coloring. **Superb Fanny Mixture**—This is a mixture of all the giant flowering varieties, all the plain colors, faced sorts, ruffled edged and rare sorts, also the varieties exquisitely striped. The seed is saved from the most famous pansy gardens, from exhibition flowers. These panseys are wonderfully beautiful in every way and the very best there are. The small difference in the cost of this seed over the other seed is covered one hundred-fold in satisfactory results to the grower. **Pkt. 20c.**



Kochia, or Burning Bush.

HELIOTROPE (P)—May be grown from seed first season, very fragrant. Height 2 feet. **Mixed colors, pkt. 10c.**

KOCHIA, or BURNING BUSH—Grows from two to two and one-half feet high, is densely covered with small feathery light green foliage, which, as the summer advances gradually



Petunla.

PANSY—Continued.

Giant Trimardeau Mixed—The largest flowering type of Pansy called the French strain. The top petals are larger than the three lower ones and are beautifully marked. The plants are vigorous, compact growth, with immense, three-blotched flowers. **Pkt. 10c.**

Fine Large Flowering Mixed Pansy—This seed is saved from very good varieties, the flowers are small in comparison with the fine sorts but the colors are good. **Pkt. 10c.**

PETUNIA (A)—There is no bedding plant of easier culture than the Petunia, and few that make a gayer appearance when in full bloom. They are easily grown and very popular for bedding. They thrive best in a warm, sunny location. The shape of the flower is similar to that of the Morning Glory. Sow the seed thinly where the plants are to remain, or for early blooming sow in the house in boxes.

Single Mixed—Pkt. 10c.

Double Mixed—Pkt. 10c.

POPPY (A)—Hardly and class of plants afford the same brilliant colorings and showy display. They are of easy culture, the seed being sown where they are to remain. Thin the plants 6 to 12 inches apart.

Shirley Poppy—Pkt. 10c.

Tulip Poppy—Pkt. 10c.

Double Mixed—All the fancy and named double varieties mixed. **Pkt. 10c.**

PORTULACA (A)—Low-growing or creeping tender annual, 2 to 8 inches high, and bearing glossy, cup-shaped blossoms in very brilliant and gorgeous colors. The seed germinates slowly and should be started under glass or when the weather is hot. These flowers love the sunshine and do best on rather dry ground.

Mixed—This is an extra fine strain with very large blossoms and splendid colors. **Pkt. 10c.**

PHLOX DRUMMONDI (A)—One of the prettiest and most popular of garden annuals. Makes very attractive beds, and continues to bloom throughout the summer. Sow in April, in open ground, or can be started earlier indoors.



Shirley Poppy.

Grandiflora Large Flowering Mixed

—A great improvement on the common type, both heads and florets being nearly twice as large. **Pkt. 10c.**

Extra Choice Mixed

—This mixture is unexcelled for profusion of bloom and wide range of brilliant colors. **Pkt. 10c.**

PRIMROSE (A)—

Green-house or pot plants, bearing trusses of large single or double blossoms in bright colors, as well as soft tints. Sow the seed in April or May for winter blooming. **Pkt. 10c.**

RICINUS — Castor Oil Plant (A)—

Luxuriant rapid-growing annuals with palm-like leaves. Excellent for background or

striking after the brilliantly colored fruit is formed. **Pkt. 10c.**



Salvia.

SALVIA SPLENDENS—Scarlet Sage (A)—A well-known favorite bedding plant which bears magnificent spikes of scarlet flowers from July to October. Although perennial, it blooms the first year from seed, and there is really no flower that can rival it in splendid color. Excellent for cutting. **Pkt. 10c.**

SENSITIVE PLANT (Mimosa) (A)—Curious and interesting little plants with pinkish white flowers. The leaves close and droop when touched. **Pkt. 10c.**

SCABIOSA (Mourning Bride or Sweet Scabions) (A)—Have perfectly double flowers, are useful for cutting, they are gracefully borne upon long tender stems well above the foliage and makes a beautiful cut-flower, height 2 feet. **Pkt. 10c.**


STOCKS, DWARF GERMAN—Ten Weeks (A)—Desirable for bedding or pot culture. They bear an immense quantity of fragrant blooms, each plant forming a perfect bouquet, and are splendid for cutting. **Pkt. 10c.**

SUNFLOWER—Mammoth Russian (A)—Pkt. 10c; ¼ lb. 15c; 1b. 25c, postpaid.



Phlox Drummondii.

SWEET PEAS



Le Marlon Marshall Sweet Peas (Rose).

Sweet Peas have been frequently referred to as the poor man's Orchid solely because of the abundance of blooms, the colors of which may be likened to those found in the rarest Orchids.

America for years has been looked upon as headquarters for seed of this beautiful climbing annual, and with the result that there is now in cultivation hundreds of named varieties.

We are fortunate in having close acquaintance with all the noted producers of Sweet Pea seed. So we have gone over the long list of varieties repeatedly and now offer under color classification what we consider the best of their respective classes.

CULTURE—Sweet Peas should be sown in drills as early as possible in spring in rich, friable soil. Prepare the bed thoroughly, digging in a quantity of well-rotted manure, if it can be done, making a furrow 1 to 6 inches deep. In this sow the seed and cover 2 inches deep. As soon as the plants begin to show through fill in the furrow. This will secure a deep planting without the bad effects of deep covering of the seed at first, and so enable the plant to bloom continuously through the heat of summer. As fast as the flowers come into full bloom they should be cut off. If the pods are allowed to form the plants will stop blooming. In the selection and growing of our Sweet Peas we have obtained the services of one of the leading expert Sweet Pea growers in the world, who has made the growing, propagation and development of grand, new, elegant varieties of Sweet Pea one of the highest aims of life. We, therefore, commend our extra-superior varieties to you with the assurance that if you plant them you will have, without exception, the finest collection of colors and varieties of Sweet Peas of any one in your locality.

SPENCER or ORCHID-FLOWERING SWEET PEAS

	Pkt.	Oz.	¼ lb.	Lb.
WHITE				
Snowstorm	10c	25c	85c	3.00
CREAM or YELLOW				
Frimrose	10c	25c	85c	3.00
LIGHT PINK				
Elfreda Pearson	10c	25c	85c	3.00
DEEP PINK				
Countess Spencer	10c	25c	85c	3.00
Hercules	10c	25c	85c	3.00
SALMON PINK				
Doris Usher	10c	25c	85c	3.00
Illuminator	10c	25c	85c	3.00

	Pkt.	Oz.	¼ lb.	Lb.
ROSE				
George Herbert	10c	25c	85c	3.00
Le Marlon Marshall	10c	25c	85c	3.00
CRIMSON or SCARLET				
King Edward Spencer	10c	25c	85c	3.00
ORANGE				
Fiery Cross	15c	40c	1.25	4.00
Helen Grosvenor	10c	25c	85c	3.00
Thomas Stevenson	10c	25c	85c	3.00
SALMON				
Barbara	10c	25c	85c	3.00
Sterling Stent	10c	25c	85c	3.00
LAUREL				
Florence Nightingale	10c	25c	85c	3.00
Tennant Spencer	10c	25c	85c	3.00
BLUE				
Margaret Madison	10c	25c	85c	3.00
Wedgewood	10c	25c	85c	3.00
Royal Purple	10c	25c	85c	3.00
MAROON				
Nubian	10c	25c	85c	3.00
King Manuel	10c	25c	85c	3.00
BI-COLOR (Pink and White)				
Blanche Ferry Spencer	10c	25c	85c	3.00
Mrs. Cuthbertson	10c	25c	85c	3.00
PICOTEE EDGED				
Dainty Spencer, white, edge pink	10c	25c	85c	3.00
Mrs. Townsend, white, edge pink	10c	25c	85c	3.00
Mrs. C. W. Broadmore, cream, edged pink	10c	25c	85c	3.00
STRIPED or VARIEGATED				
Senator Spencer	10c	25c	85c	3.00

SUPERB MIXED SPENCERS

This mixture not only contains all the above, but also a host of other varieties all blended together in just the right proportion. Pkt. 10c; oz. 25c; ¼ lb. 75c; lb. \$2.50.

GLADIOLI

AMERICA. Perhaps the most popular Gladioli grown, immense flowers of exquisite soft pink, glistening in the sunlight as if sprinkled with diamond dust. 75c dozen; \$5.00 per 100.

AUGUSTA. Pure white with lavender anthers; strong straight spike often having branches. 80c per dozen.

BARON HULOT. Full round flowers of rich velvet purple-violet. Lighter in the throat, a small golden rib through the lower petals is contrastingly effective. \$1.00 per dozen.

CRACKER JACK. Dark, rich velvet-red throat spotted yellow and maroon. \$1.00 per doz.; \$1.00 per 100.

HALLEY. Immense flowers of bright orange-rose and having a softer yellowish tint in the throat. 80c doz.; \$6.00 per 100.

INDEPENDENCE. Very large wax-like flowers of vivid orange-red color with richly marked throat. 80c doz.; \$6.00 per 100.

MRS. FRANCIS KING. A most beautiful and vivid pink; 18 to 20 immense flowers borne on a long strong spike. 75c doz.; \$5.00 per 100.

MRS. FRANK PENLETON. Salmon-pink which extends to reverse side of the petals as well as in the center, with a rich, deep maroon blotch on the three lower petals. Flowers are wide open and well placed on strong spikes. \$1.00 doz.; \$7.50 per 100.

PURITY. A new white variety with large pure white flowers. 80c doz.; \$5.00 per 100.

SCHWABEN. Pure canary-yellow; with a carmine blotch deep in the throat which aids in detracting from its uniformity in color. Flowers are wide open, large in size and well placed on strong spikes of medium height. \$1.50 per doz.; \$12.00 per 100.

SULPHUR KING. Clear sulphur-yellow. The flowers, white as large as Schwaben, are elegantly placed on the spike. \$2.00 per doz.

Mixture of Gladioli

This famous mixture of Gladioli Bulbs well deserves the name of rainbow. It is a well-blended combination of all the choice named varieties and is far superior to the ordinary mixtures generally sold. MIXTURES. 50c per doz.; \$3.50 per 100.

Caladium Esculentum

ELEPHANT'S EAR. Grand, tropical-looking plant. A favorite for specimens on the lawn, or for bordering large sub-tropical groups. They produce enormous leaves, frequently 4 feet long by 3 feet wide; height, 4 to 5 feet.

EXTRA SIZE CALADIUM BULBS. 9 to 11 inches in circumference. Price, 35c each; \$4.00 per doz.

Cinnamon Vine

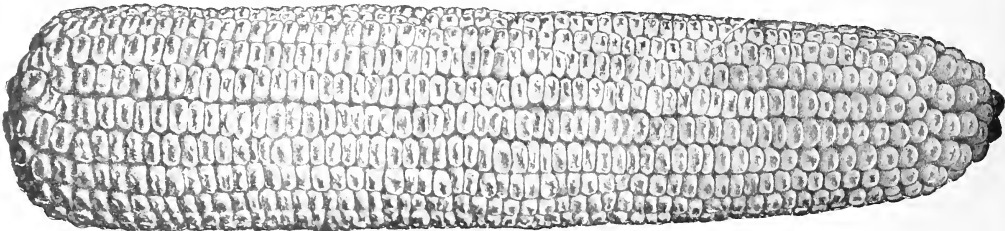
Splendid hardy climber of rapid growth, with bright green foliage and white, cinnamon-scented flowers. Grow from 15 to 30 feet high the first season and will attain a much greater length when fully established. Extra-large roots. 15c each; \$1.50 per dozen, postpaid.

Madeira Vine

The old favorite "Climbing Mignonette," so much prized for porches and arbors on account of its rapid growth and freedom from insects. Thick, glossy leaves, and long, hanging stems of feathery, fragrant white flowers. Tubers we offer are selected large size. 15c each; \$1.50 per doz., postpaid.

KIRKLAND'S PROLIFIC AND SELECTED SEED CORNS


Better the Seed—Better the Crop



DOUTHIT'S PROLIFIC SEED CORN

This corn has led for the past several years in yield tests per acre made by Clemson Agricultural College. Our seed stock is only one year removed from the originator and has been selected and graded. **Peck \$1.25; bushel \$3.50.**

Lowman's Prolific—Small cob, deep gored seed grain; will average two or three good ears to stalk. This corn has proven very popular with all farmers who have tried it. We anticipate this to be our biggest seller this season, and suggest you write us at once as to your plans for the coming season. This seed is grown for us in this section by our private grower, and is strictly pure and high grade. **Peck \$1.25; bushel \$4.00.**



Hastings' Prolific—This is a very well known seed throughout the South. Our Seed Stock is one of the best row-to-row plant breeders in the South, and we do not hesitate to highly recommend this seed to the most particular farmer. The ears are well filled at both ends and makes a highly desirable corn for feeding as well as milling. The grains are white and very close together with a small cob. Matures in 120 to 130 days. **Qt. 30c, postpaid. Not prepaid, 1/2 peck \$5.00; peck \$9.00; 1/2 bushel \$1.60; bushel \$3.00. Bushel lots or more, \$2.60.**

Williamson Seed Corn—This is the most popular corn in popularity of any Seed Corn we know of. The stalks of this corn grow to a very large size and bears one or two well developed ears to the stalk. This corn has very fine keeping qualities, the grains being very flinty and transparent, showing that it has been bred between two very fine varieties of corn. It shells out about 85 pounds of seed corn to the 100 lbs. of ear corn. **Peck \$1.25; bushel \$4.00.**

Hickory King—Ours has the largest grain and smallest cob of any white corn, a single grain often covering the cob. Productive and profitable. Almost all corn and very evenly distributed. Improved Tennessee Red Cob scarcely ever have a barren stalk. Our supply of this excellent variety is very limited and for this reason we advise sending in your order early. **Qt. 25c; pk. \$1.00; bu. \$3.00.**

Improved Tennessee Red Cob—Improved strain of two-earred variety with much smaller cob than the old type of Tennessee Red Cob. The stalk is also smaller and for this reason can be left a good deal thicker in the rows. The grains are long and very evenly distributed. Improved Tennessee Red Cob variety is very limited and for this reason we advise sending in your order early. **Qt. 25c; pk. \$1.00; bu. \$3.00.**

Garrick's Prolific—A pure white corn and very prolific, usually two ears to the stalk. The season is medium to late and is an excellent weevil resistant. The grains are very flinty, white and medium deep. **Peck 90c; 1/2 bu. \$1.60; bushel \$3.00; 5 bushel lots or more, \$2.75.**

Virginia White Dent—Our stock has been grown by the same growers for the past ten years and selections and improvements made each successive year. A most satisfactory and large yielding white field corn, especially for river low grounds. **Qt. 20c; gal. 65c; pk. \$1.10; bu. \$3.50; 5 bu. lots and over, \$3.25 per bu.**

Mexican June—Can plant with excellent results to 20th of July. Makes two ears per stalk, yielding 30 to 50 bushels per acre; is drought resistant. Has heavy foliage excellent for ensilage, making as high as 20 tons per acre for late roasting ears for October and November. This is a very valuable variety. **Pkt. 10c; lb. 20c; peck \$1.50; bushel \$5.00. (120 days). This is without**

Improved Golden Dent—doubt the most beautiful Golden Dent ever offered. It grows 8 to 9 feet high, the ears are perfectly shaped and its bright golden grains are nearly always filled out to the complete end of the cob. Its superior quality, beautiful ears, deep grains, small cob and productiveness, should commend it to everyone who desires to use a yellow corn for main crop. It will make 50 bushels or more to the acre, and we do not hesitate to recommend it as the best yellow field corn for the South. **Qt. 30c; pk. \$1.00; bu. \$3.50.**

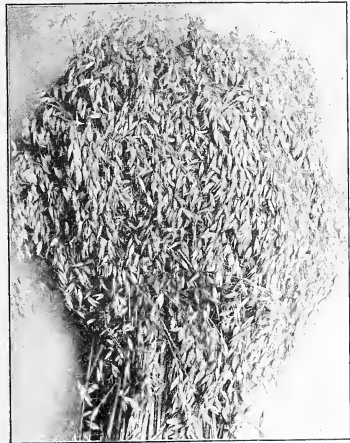
Ensilage Corn Eureka Ensilage

Eureka is a double purpose corn, for aside from being a first-class ensilage corn, as a field variety it ranks high in yield. It is tall and leafy, 12 to 15 feet high, with an enormous growth of fodder. It bears one to two ears to the stalk, the ears frequently over 12 inches, and like all corns that bear more than one ear to the stalk, should be grown on good lands. We recommend it for bottom lands and low grounds. **By mail, postpaid, qt. 30c; gal. 60c; pk. \$1.00; 1/2 bu. \$1.95; bu. \$3.60.**



Eureka Ensilage Corn.

KIRKLAND'S PEDIGREED SEED OATS



Fulghum Oats.

Seed Oats

Our Seed Oats are all selected stocks, and sacked in even weight five-bushel bags.

Burt, or Ninety-Day Oats —This is undoubtedly the best spring oat. It is very early in maturity, free from rust, hardy and a vigorous grower, making a large yield of good, hard grain. Resembles the red rust-proof, but the grain is not as large or as heavy; growth is somewhat taller. **Price: Per bu. \$1.00.**

Texas Red Rust-Proof Oats —A very popular and desirable oat throughout the South. Especially adapted for heavy soils of good fertility, where it yields abundant crops of large, heavy grain. This variety does not grow as tall as the Virginia Gray, and requires rather better land than the same. It is largely used for sowing with vetch and white bloom crimson clover as a hay crop. Can be sown either fall or spring. **Price: Per bu. \$1.00.**

Fulghum Oats —This rust-proof variety is growing in popularity each year, and deservedly so. It is practically the earliest of all rust-proof varieties; very productive, and a sure cropper on good land. **Price: Per bu. \$1.25.**

Appler Oats —Improved variety of the Rust-Proof type, makes a strong, quick growing out; large bunchy heads, with heavy grain. One of the best and most reliable rust-proof oats for the South. **Price: Per bu. \$1.00.**

On account of the shortage of the Corn Crop last year, it necessitates that every farmer **PLANT SPRING OATS.**

KIRKLAND'S IMPROVED FIELD or COW PEAS

Cow Peas are one of the most important, most advantageous, and best paying crops for the farmers throughout the South. They produce hay, they produce ensilage, they produce excellent grazing for hogs and cattle, and they furnish the farmer with the best and cheapest fertilizer on the market. They can be sown from the first of May to the middle of August.

AS A HAY. They produce from one and a half to two and a half tons of the best nutritious hay, relished by horses and all stock, leaving the land in a much better condition. They should be sown broadcast or in drills, at the rate of one and a half to two bushels per acre; the thicker the stand, the better quality of hay.

AS AN ENSILAGE. They are unsurpassed, being more nutritious than green corn.

AS A FERTILIZER. Gathering the nitrogen and ammonia from the air, and storing the same in their vines and roots, they enrich the soil faster, and more lastingly than any method of fertilization known to the farmer, without extra cost. On good land, it is not necessary to follow the entire crop—the vines can be cut for hay, and the stubble and roots will furnish the fertilizer for the following crop. Where it is desired to improve thin and worn-out lands with cow peas, this can be done by applying two to four hundred pounds of High Grade Acid Phosphate or 8-2-2 Guano per acre at time of seeding. In these cases, it is best to give the land the benefit of the entire crop, by following the same.

SEEDING IN CORN. Farmers in this section are sowing thousands of bushels of cow peas in their corn at the last working. These peas can be fallowed after the corn is taken off, or they may be allowed to stay on the land, affording a splendid mulch and winter covering.

AS A HOG PASTURE. A mixture of Cow Peas, Soja Beans, with Kaffir Corn, or common White Field Corn, will afford a most luxuriant grazing for hogs, and will minimize the cost of producing the meat for market.

Prices on Cow Peas fluctuate, and are subject to change.

Black Peas —This is the standard variety, and very largely grown in Virginia. It is very prolific, making a fine growth of vine and leaves, and a good yield of peas. Rather inclined to shed its leaves, and is not considered the best variety for hay on that account. Makes a fine hog pasture. **Per bushel, \$3.00.**

New Era —An extra early maturing variety of upright growth. Not as heavy in forage as others, but very prolific in peas. **Per bushel, \$3.00.**

Whippoorwill —An upright, early maturing variety of vine, easily cut and cured. One of the best peas in cultivation. **Per bushel, \$3.25.**

Clay —A vigorous grower, and a heavy yielder of hay, maturing a little later than the Black Pea. **Per bushel, \$3.00.**

Iron —A variety of Cow Peas remarkable for its vigorous growth, and its disease-resisting qualities. Retains its leaves and foliage longer than other varieties, and is on this account one of the very best for hay. It is also a very prolific bearer of peas. **Per bushel, \$3.25.**

Taylor —A large speckled pea, making an abundant growth of vine, of upright habit. Heavy yielder of peas, and a good variety for a hay crop. **Per bushel, \$3.50.**

Mixed Cowpeas —A general mixture of the principal varieties grown. A great many farmers prefer sowing mixed peas for hay, as experience has shown that they root better and more hay than by seeding one variety. **Per bushel, \$2.75.**

Mixed Cowpeas with Soja Beans —For those of our customers who desire a mixture of cow peas and soja beans, we are prepared to give them a splendid mixture in proper proportions. It is very desirable to sow soja beans with cow peas, as the beans are upright in growth, and help to hold up the peas, besides adding considerable to the nutritive value of the pea. **Per bushel, \$2.25.**



Cow Peas.

HOG PASTURAGE AND FORAGE CROPS

PRICES SUBJECT TO CHANGE

Sudan Grass

The Great Summer Forage Crop.



Sudan Grass

Is a success everywhere, on all soils that will make good crop of corn or cotton. It is one of the safest grasses to plant, very easy to grow, and can never become a pest. It will mature ninety days from planting with a second crop ready for cutting in 30 days. It is also a fine green feed for horses, cattle and hogs. When broadcasted, Sudan is planted at the rate of 15 to 20 pounds per acre, or in drills three feet apart five pounds to the acre is sufficient. If you have not tried Sudan, be sure to test it this year. You will find it O. K. Price: Pkt. 15c; lb. 20c; 10 lbs. 18c.

CHUFAS —A most profitable Southern crop for fattening hogs and poultry. The nuts grow near the surface and are easily harvested by hogs and chickens. Plant in April and May in 3-foot rows, dropping 2 or 3 Chufas every 10 to 12 inches. Give level culture. They mature in September and will lie in the ground until wanted. They are the best fattening crop. Pkt. 10c; lb. 35c, postpaid, 10 lbs. not prepaid, \$1.75. Write for prices in larger quantity.

Dwarf Essex Rape

The Economical Pasture Crop—Fattens Sheep Without Grain. A quick and cheaply grown pasturage for sheep, hogs, cattle and poultry. Ready in 6 to 8 weeks from sowing. Sow it as early as possible—late March or early April is not too late. 3 to 4 lbs. plant an acre in drills; 6 to 8 lbs. broadcast.

Formerly rape was grown especially for sheep and lambs, but in recent years it has been found equally good for providing pasture for all kinds of stock. It has been estimated to yield more than 10 tons of green forage per acre that, for fattening is claimed to be worth, pound for pound, double the value of clover. One of the State experiment stations reports that the lowest average gain on lambs fed on rape alone was 7 to 8 lbs. per month. Another experiment station recommends the sowing of 6 to 8 lbs. rape to the acre in corn at the last working, and stating that this has proved a particular profitable practice, as an enormous crop can be grown at a cost of about 90c to \$1.00 per acre. An acre of rape will easily pasture twenty hogs for two months.

Do not turn stock into a rape pasture when they are hungry. Nor when the rape is wet, as it may induce bloating; allow them to remain a short while the first day, and increase the time each succeeding day. Give stock access to salt while feeding on rape; they should also have hay or straw convenient in case of blood.


CULTURE—Sow as early as the land can be made ready, the earlier the better, but sowings as late as June have been very successful. Sow either broadcast or in drills 18 inches to 2 feet apart; when grown in drills and cultivated occasionally, the leaves will cover the intervening space; this method is a fine weed killer. Allow 8 to 10 weeks for it to attain its maximum growth.

Sow it again next fall to have grazing during the fall, winter and spring.

By mail, postpaid, lb. 20c; 5 lbs. 75c; 10 lbs. \$1.35; 25 lbs. \$3.05; 50 lbs. \$5.65, bags included. Not prepaid, lb. 15c; 10-lb. lots, 10c per lb.; 50-lb. lots, 9c per lb. (bags extra in 50-lb. lots and over).

Jerusalem Artichokes

Artichokes are grown only from tubers, like potatoes, and should be planted and cultivated in all respects like Irish Potatoes. They are very prolific and make excellent hog feed; claimed to be very healthy for stock and said to be a preventive of cholera. The tops when cut and cured like fodder make excellent forage; we consider it a most valuable crop, and those who raise hogs cannot afford to be without them. Can be gathered and fed or the hogs may be turned on the field to feed themselves. Per lb. 20c, postpaid. Not postpaid, lb. 10c; 10 lbs. 60c; peck 75c; bushel of 50 lbs. \$2.00. Special price in large quantities.



Jerusalem Artichoke

KAFFIR CORN

A popular forage crop. A heavy growth; very nutritious; its grain makes a particularly valuable feed for stock and poultry. Lb. 20c, postpaid. Not postpaid, lb. 10c; 10 lbs. 60c. Larger quantities quoted on request.

BROOM CORN

Standard Evergreen —An improved strain of the well-known broom corn, but is harder, and produces a longer brush. Sow in May in rows 3 feet apart, and thin plants to 3 inches apart in the row. About 5 lbs. are required for an acre. Customers will find it profitable to grow broom corn and make their own brooms or sell it on the market. Per lb. 20c, postpaid. Not postpaid, lb. 10c; 10 lbs. 75c. For larger quantities, see Current Price List.

Peanuts

Plant in May, 12 inches apart, in 3-foot rows. About 1 bushel when bought in the hull is required to plant an acre and about 15 lbs. shelled nuts. Cultivate flat, keep well worked. Peanuts should be shelled before planting.

Spanish —Nuts small, and have a thin hull, full kernel, and yield enormously. The vines and roots make excellent food for stock. **Nuts in the Hull**—Lb. 15c; 10 lbs. \$1.25. For quotations on larger quantities, see Current Price List. **Shelled Nuts**—Lb. 25c; 10 lbs. \$2.00. For larger quantities, see Current Price List.

Virginia Jumbo —A large variety of the well-known Virginia Peanut. **In the Hull** — Lb. 20c; 10 lbs. \$1.65. For larger quantities, see Current Price List.

Valencia —These are dull red in color, of medium size, heavy yielder, and have long pods, with 3 or 4 nuts in a pod. It is probably the hardest peanut in cultivation. It is mild in flavor and becoming more popular wherever grown. Lb. 25c; 10 lbs. \$2.00. For larger quantities, see Current Price List.



Spanish or "Two Crop" Peanuts

Japanese Buckwheat

This is a profitable crop for either grain, flower food for bees, soil enricher, or to kill out weeds, also splendid for poultry. Sow 1 bushel to the acre in June, July or August. See Current Price List for quotations.

Mammoth Russian Sunflower

This is highly prized by poultry raisers and farmers as a good food for fowls. It is very productive, easily raised, as any waste piece of ground will do. It is a good egg-producing and fattening food. **Lb. 15c; 10 lbs. \$1.00.** For larger quantities, see Current Price List.

Millet

Golden or German Millet —Sow broadcast from May to July, 50 lbs. to the acre.

Millet makes a good yield of feed if sown on good land, but does not do well on thin land.

Tennessee Grown —This makes much larger growth and has larger heads than the Southern Millet and is regarded far superior to the ordinary Southern Millet. See Current Price List for quotations.

Choice Southern —The well-known Millet. See Current Price List for quotations.

Pearl, or Cat-Tail Millet —One of the greatest cut-and-come-again green food crops known; when planted on moist lands will continue to supply throughout summer an abundance of fine grain feed for milch cows and chickens; ravenously eaten by all kinds of stock; best to sow seed thinly in drills, cutting the fodder for feed, as it will not stand heavy grazing. **Lb. 25c; 3 lbs. 90c.** Large lots, 20c per lb.

On all forage, grain and grass seed ask for latest and lowest price on amount you want to buy. Price on this class of stock is subject to change.

Sorghum Cane

Sorghum or Sugar Cane should be sowed in May after danger of frost is past. For Syrup sow in rows 3 feet apart, about 15 lbs. to the acre. For fodder, sow broadcast about 75 lbs. to acre. Sorghum should be more generally grown for making syrup. It is easy to grow and many people much prefer home-grown sorghum molasses to Southern syrups. Makes splendid hay or green forage when seeded together with Cow Peas broadcast at the rate of 25 lbs. of sorghum and 1 bushel of Peas to the acre. This combination should be sowed only on good land, however, when it will make a heavy crop of hay.

Early Amber —Furnishes a large yield of most nutritious forage which can be fed either green or cured, and will yield two or three cuttings a year, stooing out quicker each time it is cut. The saccharine matter is of the finest quality and it produces a fine sugar or syrup. It grows 10 to 12 feet high. Sow broadcast for forage at the rate of 3/4 to 1 bushel per acre. When sown in drills, sow at the rate of 10 lbs. 3/4 feet apart. **Lb. 20c.** Bushel prices quoted on request.



Golden or German Millet.

Red Top Sorghum —Matures about 10 days later than Early Amber. Sweeter and juicier than all other Sorghums; small seeds, heads erect, dark red in color. Grows from 8 to 12 feet tall and yields five tons of forage to the acre. Excellent for syrup. A great favorite in Tennessee, Georgia, and Texas. **Lb. 20c; 4 lbs. 75c.** Bushel prices quoted on request.

Early Orange —A favorite sorghum in some sections, not quite so tall as Early Amber, but heavier. Stalks are longer and amount of saccharine matter contained makes it more popular as a syrup cane. **Lb. 20c.** Bushel prices quoted on request.

Soy Beans

The use of Soja Beans is increasing rapidly everywhere, as farmers are beginning to realize what a valuable and important forage crop they are. Sown broadcast at the rate of one and a half bushels per acre, they make practically a balanced ration when cut for hay; sown with cow peas at the rate of one-half bushel of beans and one bushel cow peas, they increase the value of the hay by 50 per cent. They are also unsurpassed as a hog pasture.



Soy Beans.

Mammoth Yellow —The largest growing and most popular of Soja Beans, requiring a full season for maturity. Surpasses all other varieties in yield for both forage and seed. **Per bushel, about \$3.00.**

O-Too-Tan —This is the most popular variety especially with the farmer and dairymen as it produces a wonderful growth of fine stemmed hay; our stock of these beans are very fancy native grown stock. **Lb. 25c; peck \$1.50; bushel \$5.50.**

Biloxi —This variety is fast growing in favor. Makes an excellent yield of hay, and its profuse leafage, fine stems and stalks, give a quality of hay almost equal to alfalfa. **Peck \$1.00; bushel \$4.50.**

Cow Peas Mixed with Soja Beans —The advantage of sowing Cow Peas mixed with Soja Beans for hay is that the strong, stiff stalks of the beans hold up the peas so that they can be cut better, and they also cure better and make better and more hay than either Peas or Beans when grown separately. We mix these thoroughly in the proper proportions to give the best results. **Peck \$1.00; bushel \$3.00.**

Vetches

Hairy Vetch (*Vicia villosa*)—This is a very valuable forage plant and is rapidly becoming more popular each year, as the farmers of this country are learning more of its great value. It is very hardy, is valuable as a winter cover crop to prevent leaching, and for forage and fertilizing purposes. It is an annual. It succeeds well on nearly all soils and thrives surprisingly on poor, light land and will endure extremes of drought, heat and cold. It improves the soil, being a great nitrogen gatherer. The roots bear innumerable nodules or nitrogen-gathering bacteria. These take the nitrogen from the air and restore it to the soil, where it is so much needed. It belongs to the Pea family, but the vines are much longer and the foliage is more abundant. It may be sown either in the spring or fall with about half a bushel of Rye or Oats for support. It grows rapidly and is particularly valuable in sections where Clover does not thrive. In the North it remains green all winter under the snow, and it is invaluable for early pasturing. Not only does it produce an enormous amount of very valuable feed, but it at the same time restores to the soil a great amount of fertility, which is so much needed. 50 to 60 pounds of seed required to the acre. Write for prices.



Hairy Vetch.

Spring Vetch—Closely associated with Peas in character. Used for the same purpose as Hairy Vetch, but must be planted in the spring wherever the winters are severe, as this variety is not so hardy as Hairy Vetch. Highly valuable for soiling or for green manuring. Sometimes grown with Oats for mowing and feeding to stock. Sow alone 70 to 90

pounds per acre, and if with Oats 60 pounds of Vetch and 40 pounds of Oats. Write for prices.

Texas Seeded Ribbon Cane—A variety that has become very popular in the past two seasons. Planted principally to make syrup. It has been known to yield three or four hundred gallons of syrup per acre. Grows 10 to 15 feet high and should be planted in rows 3½ feet apart, drilling from 6 to 10 lbs. of seed per acre. 2½ to 20c. Bushel prices quoted on request.

Velvet Beans

The South's Greatest Forage Crop

The Velvet Bean is the most vigorous growing annual legume cultivated in the United States. Planting with corn is the best and most profitable way in which they can be grown as all varieties except the bush require a support of some kind and corn serves the purpose well. The beans are often planted in the same rows and in alternate hills with the corn. This is an excellent method when one of the smaller growing sorts is used or where the crop of both corn and beans is to be used for silage. The rate of seeding will vary with the purpose for which the crop is grown. When planted with corn and it is desired to secure as much corn as possible, they should be planted from 2 to 3 quarts per acre, but if a heavy crop of beans is wanted and the corn is not of first importance, twice as much seed should be used. When planted with the corn, a possible quantity of vines, either for green manuring or as a smothering crop, from half a bushel to a bushel of seed should be used. The most important use of the velvet bean is as a grazing crop for cattle and hogs in the autumn and winter. It is not grazed well by horses and mules or by any stock until after it has been well matured or frosted. Cattle eat the entire plant, including the pods, but hogs reject the pods, so it is better to have cattle precede the hogs in grazing.

Ninety-Day—It is the quickest growing, earliest maturing of the Velvet Beans. It is a wonderful soil improver and forage crop and the best of grazing for cattle and hogs. In the preparation of worn-out soils, this bean is unequalled. Peck \$1.00; bushel \$3.00.

Osceola—We have found an excellent variety to plant heavy crops of vines and a great big crop of beans, which are borne in immense clusters. The pods are almost free from fuzz. Their great value is that the leaves shed off by the time you are ready to gather your corn, thus making it easy to gather all the corn and neck the beans much faster and better. Peck \$1.25; bushel \$3.75.

Bunch Velvet Beans—Grows in compact bush form. Grows on poor lands. Does not mature so early as the other varieties, but makes more forage than cow peas, which are interbred with gathering. Growth similar to soy beans, but a much larger bush with much more forage. You will be more than pleased with the bunch velvet beans. Bushel about \$6.00.

Teosinte

A remarkable mammoth forage plant from Central America. one of the most valuable forage plants to be used in a green state. The yield is enormous and can be cut (ill) frost. Plant in hill like corn after danger of frost is past. Seed is very hard and should be soaked a day or so before planting. Plant three pounds per acre. Once 10c; ¼ lb. 40c; lb. \$1.50, postpaid.

KIRKLAND'S GRASS MIXTURES

It has long been an established fact that Grass Seed when sown in mixture makes a far better yield of hay and also a better pasture than one variety sowed alone. We have made a careful study of Grass Mixtures and in offering the following we have the ideal mixtures for the purposes for which they are recommended. Only the highest grade of seed are used and they are thoroughly mixed in the proper proportions to give the best results. In the Hay Mixtures we use only the Grasses which have proven the best to sow together and which mature and ripen together, which is of course, necessary to get the best crops. While our pasture mixtures are composed of grasses which mature at different times thereby giving a continuous pasturage. We recommend these mixtures with entire confidence, and we feel sure that they cannot be improved upon, but should any of our customers prefer different mixtures, we will be glad to mix the seeds in any proportion they may wish.

(These Prices are Subject to Market Changes.)

Kirkland's Grass Mixture, No. 1, for Hay or Pasture

Recommended for light or loamy upland, for either hay crop or grazing purposes as it can be mown if desired.

Composed of—Orchard Grass, Perennial Rye Grass, Tall Meadow Oat Grass, Red Clover, Alfalfa.

These Grasses mature and ripen together, making a splendid

hay. Sow 30 to 35 lbs. to the acre. Present price, per lb. 25c; 10 lbs. at 22c per lb.; 100 lbs. \$20.00.

Kirkland's Grass Mixture, No. 2, for Pasture

Recommended for light or loamy upland. Composed of—Orchard Grass, Tall Meadow Oat Grass, Red Clover, Perennial Rye Grass, White Dutch Clover, Herds Grass, Alfalfa.

Sow 30 to 35 lbs. to the acre. Present price, per lb. 28c; 10 lbs. at 26c per lb.; 100 lbs. \$24.00.

Kirkland's Grass Mixture, No. 3, for Hay

Recommended for stiff, heavy or low lands. Composed of—Timothy, Herds Grass, Mammoth Clover, Alsike Clover, Meadow Fescue.

These Grasses mature and ripen together. Sow 20 lbs. to the acre. Present price, per lb. 25c; 10 lbs. at 20c per lb.; 100 lbs. \$18.50.

Kirkland's Grass Mixture, No. 4, for Pasture

Recommended for stiff, heavy or low lands. Composed of—Kentucky Blue Grass, Alsike Clover, Herds Grass, White Dutch Clover, Meadow Fescue.

Sow 30 to 35 lbs. to the acre. Present price, per lb. 28c; 10 lbs. at 26c per lb.; 100 lbs. \$24.00.

KIRKLAND'S GRASS SEEDS



Plant Carpet Grass for Permanent Pastures

CARPET GRASS is the most important grass for permanent pasture in the Coastal Plain area of the South.

Carpet Grass is not a native grass, but was accidentally introduced from tropical America before 1830 and has spread generally over the Southern States.

Carpet Grass requires a moist or at least not droughty soil and succeeds better in such soils if sandy than any other pasture grass. The minimum temperature it will survive is about 10 degrees F.

Carpet-grass pastures are readily established in tilled land by seeding at any time from early spring to late summer on a well-firmed seed bed, when moisture conditions are favorable. On unbroken or stump land good results can be secured by burning or mowing the tall native grasses, seeding at a favorable time, and then pasturing to keep the native bunch grasses constantly short. Under this treatment the native grasses are eradicated in one or two years and replaced by a pure stand of carpet grass.

Carpet grass is a perennial pale-green grass, spreading by creeping stems which root at every joint, thus forming a close, compact turf. The stems and sheaths are compressed and thus two edged, and this character taken with the blunt leaf tips will distinguish carpet grass from most others. The seed stems are very slender, two or three jointed, and 12 to 24 inches high. Very often two flowering branches arise from the sheath of each stem leaf. Each stem bears two or three, rarely four or

five, slender spikes of flowers, which later form very small seeds. Flowering stems are produced almost continuously from early spring until frost in the fall.

Young plants begin their growth in a more or less circular small patch and quickly send out runners in all directions. Under favorable conditions, when without competition from other plants, a single plant in a single season will spread so as to form a circle 2 or 3 feet in diameter and produce abundant flowering stems.

Carpe Grass never becomes troublesome as a weed, and when its eradication is desirable it is very easily destroyed by plowing it under. **Lb. 70c; 5 lbs. at 65c; 10 lbs. at 50c per lb.**

Perennial Ryegrass —A quick growing, early maturing grass, furnishing good grazing early in the season. Can also be used for hay, in a mixture of one bushel Orchard Grass, one bushel Tall Meadow Out Grass, and one bushel Perennial Ryegrass. Can be sown in Fall or Spring. **Per lb. 50c; 5 lbs. \$1.00.**

Kentucky Blue Grass —Does not succeed on thin sandy soil. Limestone and stiff soils are adapted to it in the spring, yielding a usable nutritious pasture. It stands the coldest weather and cattle trampling the ground does not injure it. Should be sown thickly, as it requires some time to become thoroughly established, usually one or two years, and for that reason it is recommended that it be sown with other grasses. Sow either in the fall or spring, 15 to 20 lbs. to the acre. **Price, 10 lbs. 30c per lb.; bus. \$4.00.**

Red Top, or Herds Grass —Succeeds better and is adapted to a wider range of soils than any other grass grown in the United States. Red Top is especially adapted for growing on wet, heavy bottom lands, and should always be included in mixtures for such lands whether for hay or pasture. Red Top, if sown alone, should be seeded at the rate of 8 to 10 pounds per acre of fancy re-cleaned seed. **Lb. 40c; 10 lbs. 35c per lb.; 100-lb. lots, \$32.00.**

Italian Ryegrass —A valuable grass for moist soils, making a rapid growth, using either alone or in mixture with other grasses for hay. Usually gives three or sometimes four cuttings per year. If sown alone, use 2 to 3 bushels per acre; if with Red Clover, $\frac{1}{2}$ to 1 bushel per acre. **10 lbs. \$1.60; 100 lbs. 15c per lb.**

Bermuda Grass —This is very valuable in the vigorous, persistent growth, and lasts for years. In Virginia, it is used mainly for golf courses, athletic grounds, and on lands liable to wash, or skinned places, such as roadsides, and will dams, etc. **Per lb. 50c; in 10-lb. lots 45c per lb.; in 100-lb. lots 40c per lb.**

CLOVERS

Alfalfa is probably the most talked of, most widely grown, and the most profitable of all varieties of Clover grown in the South. It will produce from 5 to 7 tons of hay to the acre each year, and it can be cut four, and with favorable weather conditions, five times a year, and it does not exhaust the soil; its long roots penetrate 15 to 20 feet in the ground, and it therefore successfully resists droughts and gets moisture from this depth during dry spells, whereas any other crop would be a failure. Although Fall sowing is preferable, good results can be obtained from spring sowing, if sown in March or early April. It should be seeded on high and rather dry land, as it does not succeed as well on wet grounds. It should be seeded at the rate of about 20 to 25 pounds to the acre broadcast. The soil should be thoroughly prepared and a plenty of lime applied, not less than 1,000 pounds to the acre, and if your land has never had Alfalfa grown on it before be sure to inoculate the seed with Nitrogen, for without inoculation your success is exceedingly doubtful. Alfalfa is adapted to almost the entire South, and is said to have the highest feeding value of any other hay. Do not risk your crop of Alfalfa by sowing cheap or inferior seed. Our Alfalfa is the highest grade seed we can obtain, both in purity and germination.

—Thrives in any soil or climate, is especially valuable for pastures and lawns, also for bees as it probably makes better and clearer honey than any other blossom. **Per lb. 70c.**

White Dutch Clover and being of low, creeping growth, is especially valuable for pastures and lawns, also for bees as it probably makes better and clearer honey than any other blossom. **Per lb. 70c.**

Crimson, or Annual Clover —Makes excellent green foliage, or if cut when in bloom will make good hay, especially valuable for improving the soil, making a quick, heavy and very valuable crop for soiling. May be sown in any soil or climate, and is the best of the last cultivation, and will afford a dense mat for plowing under in spring. Crimson Clover fallowed under makes an excellent preparation for corn, as it keeps the soil in a mellow condition and helps to retain moisture. Sow from 15 to 20 pounds to the acre from July to November. **Per lb. 20c; per bus. \$11.00.**

Japan Clover, or Lespedeza —This is valuable to fields, hillsides, thin woods, groves, and wet bottom lands for summer pasture and for improving the land. It does not produce enough hay in this section to make it of much value for this purpose, but it is particularly valuable for late summer grazing on land that cannot be used for other purposes. Sow 10 to 15 lbs. per acre broadcast in March or April and do not graze it early if you wish it to re-seed. While the plants winter-kill, it re-seeds itself, and thickens every year and will soon spread. **Per lb. 30c; per bus. \$7.00.**

Red Clover —This is the common Red Clover so popular and well known everywhere—the farmer's friend and soil restorer, the bountiful feed plant. Can be sown in the Spring from February 15th to April 1st; also from July 1st to October 10th, and will be ready for mowing the following spring. Sow 12 to 15 pounds to the acre. **Per lb. 45c.**

Alsike Clover —This is probably the best variety to sow on moist soil, makes a good pasture and a very valuable hay. Stands cold well, on either wet or dry soils. Splendid for bees. Alsike Clover will be ready for mowing the following spring. Sow 10 to 15 pounds to the acre. **Per lb. 45c.**

White Bokhara, or Sweet Clover —This is a good poor or thin land as a soil improver and to prevent washes. It is very hardy and stands heat and drought remarkably well. It makes good grazing while young and also makes good quality hay if cut before it blossoms, but if allowed to grow tall or high it will be hard and woody. It is a good crop to sow to inoculate soil to be followed with alfalfa; is also valuable for bees; we recommend this clover for poor soil. We recommend and offer only seed which have been sacrificed and thoroughly re-cleaned. Sow about 15 pounds to the acre. **Per lb. 20c; 10-lb. lots, 17c per lb.**

Prices on all field seeds are constantly changing. Before placing your order, write us for firm prices on your requirements. This will give you an opportunity of buying at the lowest current prices.

HIGH GRADE FERTILIZERS

NOTE.—Prices as quoted throughout are those in effect at time this catalogue goes to press. They are subject to change. We will, however, fill all orders at lowest possible prices.

Fertilizers for Lawn, Garden and House Plants

For larger quantities of the following, or other fertilizers, please inquire for prices.

Stim-U-Plant—A plant food in tablet form for all house plants. May be used in liquid or tablet form. Efficient and easily applied. **Pkt. 25c.**

Bone Meal—A fine fertilizer for lawn or flower garden. It can be used liberally with perfect safety. **\$5.75 per 100 lbs.**

Lime Hydrated. For lawn and garden. **50 lbs. \$1.00; 100 lbs. \$1.75; 500 lbs. \$7.00; ton, \$25.00.**

Muriate of Potash **25 lbs. \$1.50; 100 lbs. \$5.00.**

Nitrate of Soda **1 lb. 10c; 5 lbs. 40c; 10 lbs. 75c; 25 lbs. \$1.50; 100 lbs. \$5.00.**

Sulphate of Ammonia **25 lbs. \$1.50; 100 lbs. \$5.00.**

Phosphate **16 per cent. Acid Phosphate. Best grade. 200-lb. sack, \$3.50.**

SHEEP MANURE—Pulverized. One of the best fertilizers for all purposes. Especially good for lawns. Used

in the vegetable or flower garden, it repays the small expense a hundred-fold in increased production, and superior products. Apply at the rate of 1000 lbs. per acre. Our sheep manure is the highest grade obtainable and should not be compared to cheap manures which contain a large percentage of foreign matter with no fertilizing value. **5 lbs. 40c; 10 lbs. 75c; 25 lbs. \$1.50; 50 lbs. \$2.25; 100 lbs. \$3.50.**

Special Lawn and Garden Fertilizer—A high grade chemical fertilizer for the lawn, flower or vegetable garden. Especially recommended for use in the vegetable garden. **50 lbs. \$2.00; 100, \$3.50.**


Blood Meal—For Roses—All plants require the proper amount of food if they are to do their best. We can recommend Blood Meal to be the very best for roses. A tablespoonful to be sprinkled around the Rose Bush, about one inch away from the bush, every two weeks. It is also very valuable as a top dressing in the vegetable garden, flower garden, around house plants, trees and in hot houses. **1 lb. 15 cts.; 3 lbs. 40 cts.; 5 lbs. 60 cts.**

Are better—easy to run—cuts perfectly—simple to adjust—lasts a lifetime.

Thomas Lawn Mowers


The Thomas Sterling

This model is the low wheel type, light running and easily operated on level lawns or on terraces. The reel is geared so as to cut absolutely even and clear, giving the lawn a velvety appearance. A medium priced machine particularly adapted to city trade where lots are comparatively small and mown frequently. Made in 18 inch widths, with four reel knives. Finished in a rich bronze color with aluminum finished wheels. **Price, each.....\$9.50**



The Thomas Majestic

This is a high-grade machine made to meet the demands of the highest class of trade. It is made in 18-inch width with five reel knives. A machine for those who want the best, yet priced within reach of the man of moderate means. Has aluminum finished wheels, red shrub bar, and balance in rich bronze finish. **Price, each.....\$12.50**



Price, each.....\$12.50

BETTER CROPS in FIELD and GARDEN

if you inoculate with

Registered in the United States

December 6, 1898

26 YEARS AGO



Awarded Gold Medal World's

Fair, St. Louis, 1904

20 YEARS AGO

THE ORIGINAL SOIL INOCULATOR

PRICES FOR FIELD NITRAGIN

Sold in Four Sizes:

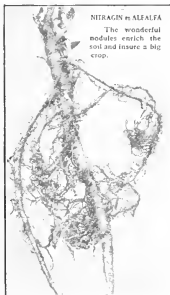
Sold on the BUSHEL basis—not acre sizes. The one bushel size will inoculate one bushel of any legume seed, price \$1.00, other sizes in proportion. If you sow 15 pounds alfalfa seed per acre, you pay 25c per acre for inoculating with NITRAGIN—not \$1.00 or more.

1/4-bu. size inoculates 15 lbs. seed.....	\$.40
1/2-bu. size inoculates 30 lbs. seed.....	.60
1-bu. size inoculates 60 lbs. seed.....	1.00
5-bu. size inoculates 5 bu. seed.....	4.75

Be sure and name crop to be inoculated.

EVERY GARDEN NEEDS "NITRAGIN" PRICE 20c.

Garden size is for Peas, Sweet Peas and Beans only, including Lima (3 in one).



Inoculated Soybeans.



NITRAGIN

is an old reliable inoculator. It is well known and used by Agricultural Colleges. Sold in tins—not glass—packed in a rich soil-like medium. Contents always fresh and the bacteria active and vigorous. NITRAGIN is easy to use.

SPRAYERS, PUMPS, DEVICES

No. 28 Lightning Whitewash Sprayer and Force Pump

Will fit any pail or bucket. Double action. Each, \$5.00. Three feet of the best grade hose. Brass cap detachable for removing the plunger. Barrels made of heavy steel; durable.

Whether You Have One or a Hundred—

"Spray Your Trees"

IF you do not know how or when to spray, write us for information, which will be gladly given.
YOU WILL THANK US

No. 3 QUART SPRAYER. Capacity 1 qt. Made in galvanized tin. Each 50c.
No. 8 FIVE SPRAYER. Capacity 1 pt. Made in tin. Each 40c.
No. 19 QUART GLASS SPRAYER. Reservoir: Mason fruit jar. Each 75c.
BLIZZARD CONTINUOUS SPRAYER. (One quart.) Galvanized iron. A real high grade continuous sprayer. Each \$1.25.
NOTE.—We have a sprayer to fit every purpose. If you do not find the type you want listed on this page, write us.

Smith No. 22 Banner Compressed Air Sprayer

Each, Complete, \$6.00.

This handle easily locks into pump-head for quickly loosening or tightening pump, also for carrying sprayer in hand. With this same handle, a few strokes of the pump charges the tank with compressed air.

Fill tank here through large opening by easily detaching pump. Pump is brass 2 in. diameter, provided with brass casting with machine cut threads for screwing into tank. Nothing to corrode, rust or wear out.

Adjustable strap with snap ends. For carrying sprayer over the shoulder.



Smith
Sprayers



Heavy 4-gallon galvanized steel tank, well riveted, to stand heavy pressure. Also made entirely of brass.

2 feet heavy hose; detachable for cleaning. Spring wire to prevent breaking.

Golden Automatic brass spray nozzle. Throws long distance fine mist or coarse spray. Wastes no liquids.

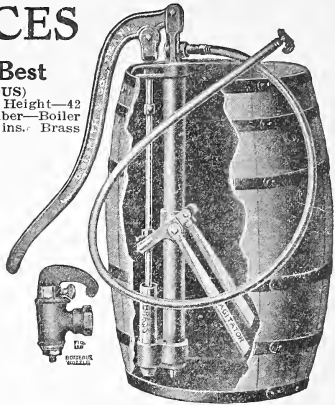
No. 40 Best

(CONTINUOUS)
Specifications: Height—42 inches. Air Chamber—Boiler tubing, 32 by 2 1/2 ins. Brass Cylinder—6 1/2 by 2 1/2 inches. Stroke—4 inches. Agitator—Duplex; works with each stroke of handle. Nozzle—Brass, Vermorel, will not clog. Hose—1/2 inch, 5-ply.

No. 400. Complete with 15 feet of hose.
No. 40. Same as No. 400 but hose and nozzle not included.
Packed one in box.

Shipping weight, 32 lbs.

Price, each, \$14.00.



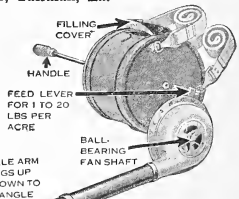
View of No. 40 Attached to Barrel.

Savage Dry Powder Duster

Endorsed by the Delta Laboratory, United States Department of Agriculture, Tallulah, La.

The Savage is free running and easy cranking; has no brushes or wipers. Bronze and steel gears packed in grease, sealed in gear case, never require any attention. Fan shaft runs on ball bearings. Large opening for easily filling with poison.

Highly adapted for spraying garden vegetables of every description, shrubbery, tobacco plants, etc., and for the control of the Boll Weevil with Cal-



RUBBER NOZZLE WILL NOT DENT OR BREAK

FEED LEVER FOR 1 TO 20 LBS PER ACRE

FILLING COVER
HANDLE
BALL BEARING FAN SHAFT

cium Arsenate. Sprays everything in powder form.

Construction—Heavy sheet metal; brass; aluminum fan and housing;

rubber nozzle; ball bearings throughout; nicely finished.
Weight—When empty, 9 1/2 pounds. Packed one in case. Shipping weight, 14 pounds.

Hopper—Capacity 7 to 10 pounds of poison, depending on density.

Full directions for operating with each Duster. Built of the finest material and workmanship, and made to stand long, hard service.

Each, Complete, \$13.00.

Jim-Dandy Sprayer

—SOMETHING NEW
—SOMETHING NEW
(Patents Applied For.)

Adapted for spraying garden and farm vegetables, shrubbery, grape vines, currant bushes, fruit trees, etc. Will spray rapidly; disinfectants in schools, public buildings, poultry houses and stables.



Brass Nozzle Non-Cloggable throws long distance fine mist or coarse spray; 50 feet

Brass Filler Cap

Heavy Seamless Brass Pump

HEAVY GALVANIZED STEEL TANK; HOLDS HALF GALLON

Reservoir—Heavy galvanized iron. Capacity—Two quarts. Brass—Pump barrel, ball check valves and nozzle. Nozzle—Golden Spray, for large fine mist spray or long distance coarse spray.

Packed 1/2 dozen to case. Shipping weight, 21 pounds.


Each, Complete, \$3.50.

BEE HIVES *and* SUPPLIES



The Old Way.

LEWIS BEEWARE



The New Way.

Extra stories called SUPERS must be placed on top of the hives to provide space for the bees to store surplus honey. These supers are removed when full. The honey in the hive itself should not be taken from the bees, as they require 20 or 40 pounds to carry them through the winter.

10-Frame Shallow Supers for Chunk Honey Production



- One 10-Frame Super with Frames, like above; wgt. 9 lbs. **\$1.25**
 - Five 10-Frame Supers with Frames, like above; wgt. 42 lbs. **4.90**
 - Five 10-Frame Empty Supers, like above; wgt. 29 lbs. **2.85**
- (Empty Supers sold only in packs of five).

The Super shown above at the left is carried in stock packed with frames. The topbars of these frames are thinner than the regular frames used in the hives and contain grooves to accommodate thin super comb foundation. Some beekeepers prefer to use frames equipped with thick topbars as it is easier to fasten the foundation comb than in the case of the thin topbars. If you wish supers equipped with the thick topbar frames, order empty supers as shown above on the right, and shallow frames with thick topbars as listed below. Each 10-frame super requires ten of these frames.

Regular Depth and Shallow Frames

- Thick Topbar, Shallow, 5/8-inch frames, each 7c; per 100. **\$6.20**
- Regular Depth Hive Frames, per pkg. of 10, 76c; per 100. **6.30**
- Thin Grooved Topbar Shallow Frames, each 6c; per 100. **5.10**

All Frames are equipped with Lewis patented slotted bottom bars.

10-Frame Hive, Metal Cover

Complete Except Comb Foundation

Weight of one, 31 lbs.; weight of five, 145 lbs.

- 1 Hive like above. **\$ 3.75**
- 5 Hives like above. **16.20**

10-Frame Hive, Wood Cover

Weight of one, 28 lbs.; of five, 124 lbs.

- 1 Hive **\$ 3.15**
- 5 Hives **13.50**

Section Comb Honey Supers

For 4 1/4 x 1 3/8 Sections.

- One 10-Frame Super **\$1.25**
- Five 10-Frame Supers **4.95**

These supers are packed with all inside furniture except section boxes.

Lewis Honey Section Boxes

Renown Brand

- 100 Sections, 4 1/4 x 1 3/8; weight 6 lbs. **\$1.35**
- 500 Sections, 4 1/4 x 1 3/8; weight 38 lbs. **6.70**

Favorite Brand

- 100 Sections, 4 1/4 x 1 3/8; weight 6 lbs. **\$1.25**
- 500 Sections, 4 1/4 x 1 3/8; weight 38 lbs. **5.95**

We can supply other sizes of sections on request.

We Handle Bee Supplies in Carload Lots, and Can Make Prompt Shipments on All Orders. Send for Large BEEWARE CATALOG. It Is Free.

BEE SUPPLIES



Inserting Wired Foundation in Slotted Bottom Bar Frames.
Simply remove the wedge from the top bar, insert foundation through slot and nail in the wedge from the side with one-inch nails.

DADANT'S FAMOUS COMB FOUNDATION

Every frame in the hive should be filled with comb foundation, and we recommend the vertically wired style for perfect results. Similarly, all section honey boxes for comb honey supers should be filled with a sheet of thin surplus foundation. Thin surplus foundation, 5 by 16½ inches, should be fastened into the shallow super frames.

Wired Medium Brood Foundation

For Regular Slotted Bottom Bar Frames, 8 9/16 x 16¼.

1 lb. box.....	\$.93
2 lb. box.....	1.80
5 lb. box.....	4.40

There are six sheets to the pound.

Unwired Medium Brood Foundation

For Slotted Bottom Bar Frames, 7¾ x 16¼

1 lb. box.....	\$.90
2 lb. box.....	1.74
5 lb. box.....	4.25

There are seven sheets to the pound.

Thin Surplus Foundation

For Section Boxes and Shallow Frames.

Order the 3 7/8 x 16 1/4 inch size for beeway sections and 5 x 16 1/4 for shallow frames with standard top bar.

1 lb. box.....	\$.98
2 lb. box.....	1.90
5 lb. box.....	4.65

There are 28 sheets in a pound of the 3 7/8-inch size, and 22 sheets in the 5-inch size.

Bingham Smokers



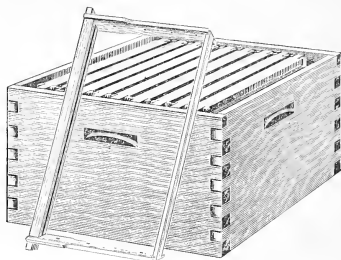
Little Wonder Smoker, 2x5 1/4.....	\$.90
Doctor Smoker, 3 1/2 x 7.....	1.25
Smoke Engine, 4x7.....	1.50
Big Smoke, with shield 4x10.....	2.25



Bee Gloves

Per pair.....\$.95

Full Depth Supers or Bodies



One 10-Frame Body with Frames.....	\$1.80
Five 10-Frame Bodies with Frames.....	7.15

In order to prevent a hive from swarming, an extra full depth story should be placed on top of the hive after the latter has become filled with brood and honey. This will provide extra room for the queen to lay. Above this second story the shallow supers should be placed. Many prefer to place a queen excluder between the brood and the honey supers, thus preventing the queen from laying eggs above in the honey supers. Write for complete catalog describing queen excluders.



This shallow frame was filled with thin surplus foundation before it was placed in the super. You can raise 100 pounds or more of this kind of honey if you will read "How To Succeed with Bees," which we can furnish you with at 59c per copy.

All hives and supers are shipped in the flat. Directions for setting up and nails are contained in each crate.

Excelsior Wire Veil

Each \$1.00

EVERY ARTICLE MADE BY LEWIS IS ABSOLUTELY GUARANTEED TO BE SATISFACTORY IN EVERY RESPECT. YOU SHALL BE THE SOLE JUDGE OF WORTH. IF ANY ARTICLE PURCHASED DOES NOT SATISFY YOU UPON RECEIPT, RETURN IT AT ONCE AND WE WILL REFUND YOUR PURCHASE MONEY AND ANY TRANSPORTATION PAID. OUR MOTTO IS: "THE CUSTOMER IS ALWAYS RIGHT."

Plant Food Crops for Your Bees—Such as
CLOVERS, BUCKWHEAT, FLOWERS, ETC.

Canners' Supplies

BE THRIFTY

Do Your Canning With a

VIRGINIA CAN SEALER

Can Your Meats, Corn, Beans, Tomatoes, Peas

ALL WILL KEEP

Our Big Book on Canning Tells You How—Send for Yours Today

"Keep Canning and Canning Will Keep You"

COMPLETE, WITH CAN SAVING ATTACHMENTS

No. 2 (Pint)	\$19.00
No. 3 (Quart)	19.00
No. 23 (Pint and Quart)	21.00
No. 10 (Gallon)	50.00

WHAT TO CAN

Many home canners are canning farm meats, sausage, spare ribs, chickens, tomatoes, corn, peas, pumpkins, game, rabbit, fish, salmon, peaches, sorghums, sweet apple cider, oysters, clams, pickles, kraut, spinach, lima beans, succotash, squash, asparagus and other vegetables, soups, mushrooms, hominy, pork and beans, Spanish dishes, chili-con-carne, plum pudding, fruit juices, syrups, preserves, jams, jellies, pears, apricots, plums, milk, butter, etc., all in

SANITARY CANS

No. 2 (Pint size), per 100	\$ 3.50
No. 2 (Pint size), per 1000	32.25
No. 3 (Quart size), per 100	4.60
No. 3 (Quart size), per 1000	38.60
No. 2 Sanitary Cans , Packed in wooden re-shipping cases, Two dozen to case, per case85c
No. 3 Sanitary Cans , Packed in wooden re-shipping cases, Two dozen to case, per case	\$1.20
No. 2 Lacquered Cans , For adglous Fruit Cans, Per 100	—
No. 3 Lacquered Cans , Per 100	—

Solder Top Cans

No. 2 (Pint size), per 100	\$ 3.60
No. 2 (Pint size), per 1000	33.30
No. 3 (Quart size), per 100	4.70
No. 3 (Quart size), per 1000	44.40
SOLDERING IRONS , Each	—
SOLDER WIRE , Per foot	—

Fruit Jars

MASON , Screw tops, Dozen, Gross.		
Pint size	\$.85	\$ 9.00
Quart size	1.00	11.00
Half gallon size	1.35	15.00
Extra Caps35	3.00
E. Z. SEAL , Glass tops, Dozen, Gross.		
Pint size	\$1.00	\$11.00
Quart size	1.25	15.50
Half gallon size, per dozen	1.70	20.40
Extra Tops25	2.50
GOOD LUCK , Square shape; glass tops, Dozen.		
Pint size	\$1.20	
Quart size	1.45	

Jelly Glasses

JELLY GLASSES , Dozen, Gross.		
One-third Pint size	\$.50	\$5.50
One-half Pint size60	6.00

Syrup Pails

(Best Quality—Friction Tops With Handles.)

No. 5 ½-Gallon Size, per 100	\$ 7.50
No. 10 1-Gallon Size, per 100	10.40

Write us for prices in larger quantities.

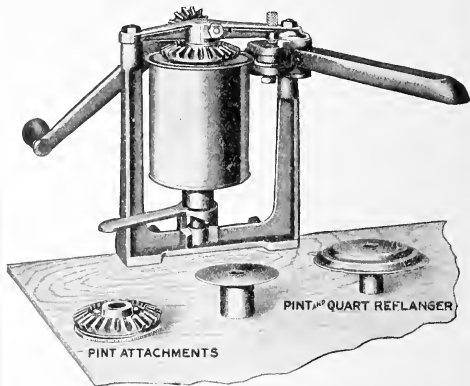
Lard Cans

(Best Quality With Tops and Handles.)


50-Pound Size, each	\$.50
50-Pound Size, per dozen	5.50
25-Pound Size, each45
25-Pound Size, per dozen	4.75

Write us for prices in larger quantities.

We carry a fully supply of Canners' Supplies such as Coring and Paring Knives, Pressure Retorts and All Kinds of Appliances for use of the home canner—write us for prices on your requirements.



Open Top Sanitary Cans with Covers, Used with the Virginia Home Can Sealer



THE NATIONAL COOKER

The **NATIONAL COOKER** with Its Equipment of Insets,

Three aluminum dishes, five aluminum balls, one pair of lifters one aluminum rack, one recipe book.

Used in Department of Agriculture and endorsed by New York Tribune Institute, Modern Frisicilla Proving Plant, Good House-keeping Institute, also Domestic Science departments of colleges and schools in all parts of the United States.

Write for prices and full description.

Our Guarantee

WE GUARANTEE that the **VIRGINIA CAN SEALER** and **CAN SAVER** will seal, open, re-flange and re-seal the pint and quart Sanitary Tin Cans. Any purchaser who after thirty days' trial does not find the Sealer entirely satisfactory may return it (**CHARGES PREPAID**) and receive his purchase money. What more could you ask?

B. B. KIRKLAND SEED COMPANY

Columbia, S. C.

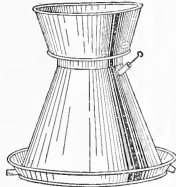
Dairy Farm Supplies

We carry a full line of all kinds of Dairy Supplies and Feeds which lack of space prevents us from listing below. If interested in any not listed, write us.



Champion Milk Cooler

The IMPROVED CHAMPION MILK COOLER-AERATOR is easily operated because it is entirely automatic. Needs no piping or permanent stand. Every inch of space which comes in contact with milk is in sight. Easy to clean as a pail. Simple in construction—no joints or seams to harbor impurities—no pipes to rust. It is adapted to use for running water, ice water, well or spring water. The most economical cooler on the market.



	Capacity of Milk Receiver.	Size of Dairy.	Takes Care of	Price.
No. 2	18 quarts	1 to 25 cows	3 milkers	\$10.00
No. 3	34 quarts	25 to 50 cows	5 milkers	12.00
No. 4	52 quarts	50 to 100 cows	8 milkers	15.00

Extra sizes on special orders.

Prices include spring pins for attaching strainer cloth.

STRAINERS

Strainers of the finest mesh wire cloth (100 meshes to the inch) furnished special.

Single Brush Steam Turbine Washer

This Steam Turbine we know is as good as the best, as we have constructed it in the most approved manner, and used the very best of material. The steam wheel is carefully balanced; the shaft runs in two heavy bronze boxes. Equipped with our Improved Brush Holder.

Single Brush, Dope Cups.....	\$19.00
Double Brush, Dope Cups.....	21.00

Three Brush Steam Turbine Washer

This Washer is well constructed, the gears running in oil. The gears and box do not come in direct contact with the steam, insuring long wear. Equipped with a governor brake to control the speed, which is made strong and will not break or get out of order. The three brushes enable operator to wash the outside and inside of two bottles at one time, doing the work of two single Brush Washers. Anyone having a quantity of bottles to wash will find this Washer will do the work better and in a shorter time than

Single Brush S. T. Washer.

any Brush Washer on the market.

Price \$75.00

A-1 Wash Sink

The repeated inquiries for a sanitary Wash Sink have resulted in our construction of one that will meet all requirements of any Health Board and of the most exacting dairymen.

Constructed of extra heavy galvanized steel, sanitary pipe legs, sloping bottom for drainage. We guarantee it to be satisfactory if you want the best.

Tank two compartments, 2' and 2' 6" x 2' 3" wide. Price. \$35.00
Tank one compartment, 3'. Price. 30.00
Any size made to order.

Milk Bottles

Best, Standard Weight, Plain Ware.

	Dozen.	Gross.
Quarts	\$1.00	\$11.00
Pints80	8.40
Half Pints75	6.50

Pints and quarts are packed half gross to the case; half pints 1 gross to case.

Dairy Brushes

Milk Bottle Brushes (Hand).
Each 50c, 60c, 75c

Milk Bottle Brushes (Machine).
Each \$1.20

Scrub Brushes. Good for scrubbing milk cans. Each 50c

Stable Brooms. Extra quality fibré. Each 90c, \$1.40

Stable Brooms. Steel. Each \$2.10



Milk Bottle Caps

Plain, Lettered or Special Print Caps.

Tubs of 500, each	\$.25
Boxes of 5,000	2.40
Boxes of 50,000	18.50

Sealright Pouring-Pull Milk Bottle Caps

1. It can be removed cleanly just by pulling the tab.
2. The tab can be lifted without removing the cap and the milk poured without spilling or exposure.
3. The tab can be lifted and a straw inserted for drinking milk in schools, restaurants and at home. Per 1,000, 60c.

Write us for prices on Caps in quantities with Name of Dairy, etc., printed on same. Every dairy should have these.

Sanitary Cases



Clean, light, durable. Made of selected lumber. Securely nailed and reinforced with a strip of steel in each corner. Partition wires galvanized and hand riveted. Heavy galvanized top stacking irons riveted and nailed, reinforcing and protecting corners from wear. Standard size inside dimensions, 16 1/2 x 13 1/2.

- Quarts, each \$2.25
- Pints, each 2.35
- Half Pints, each 2.50

Wyandotte Cleaner and Cleanser



This popular cleansing alkali will keep your utensils, cans, churns, vats, etc., sterile, pure and clean. The greasy film that milk leaves goes completely when a Wyandotte solution is used.

- 280-lb. Bbls., per 100 lbs. \$5.86
- 30-lb. Kegs, each..... 5.69
- 5-lb. Sack, each..... 50

Dairy Feeds

LARRO—20 per cent. Guaranteed to make more milk. \$3.50 per 100 lbs.

DRIED BEET PULP—A by-product from the manufacture of beet sugar. A bulky, succulent feed. \$2.75 per 100 lbs.

BRAN— Write for prices.

SHORTS— Write for prices.

LINSEED MEAL— Write for prices.

ALFALFA MEAL— Write for prices.

GROUND OATS— Write for prices.

COTTON SEED MEAL—Write for prices.

SCHUMACHER CALF MEAL— The perfect milk substitute. Two pounds equal one gallon whole milk carrying practically the same feeding value. Calves can be successfully raised without milk. Schumacher Calf Meal is one of the best milk substitutes on the market and is a boon to the cattle raiser.

- 25 lbs. \$1.75; 50 lbs. \$3.00; 100 lbs. \$5.50.



Prices on Feeds are constantly changing. Write for prices.

Milk Cans

HEAVILY BUILT

- 5-gallon size. Each..... \$3.65
- 10-gallon size. Each..... 4.65
- 10-gallon size (with ice compartment). Each 12.00

Butter Paper

- Patterson Butter Parchment—Vegetable compound. Per lb. 40c.
- 5 lbs. \$1.75

Butter Molds

Both round and square types—with and without designs. Price, each... 45c

Butter Cartons

- Pasteboard. Very attractive package. 1-pound size, per 100..... \$1.25



Milking Pails

- No. 1 **HEVY-WATE (Open Mouth) PAILS.** Each..... \$1.00
- No. 2 **FISHMOUTH PAILS (Strainer).** Each..... 2.00
- STERILAC PAILS.** Each 2.20
- No. 3 **MILK STRAINERS.** Made to fit in top of milk cans. Each 2.25

Milk Pails

(With Handle and Cover—Heavy and Very Durable)

- 4-Quart Milk Pails. Each.....
- 6-Quart Milk Pails. Each.....
- 8-Quart Milk Pails. Each.....
- 10-Quart Milk Pails. Each.....
- 12-Quart Milk Pails. Each.....
- 16-Quart Milk Pails. Each.....
- 20-Quart Milk Pails. Each.....



No. 2



No. 3 Strainer



No. 1

Anti-Cow Kickers

Fits on cow's two hind legs and will prevent kicking while milking. Each..... \$1.25

Dairy Brushes


- Milk Bottle Brushes (Hand). Each..... 50c, 60c, 75c
- Milk Bottle Brushes (Machine). Each..... \$1.30
- Scrub Brushes. Good for scrubbing milk cans. Each..... 50c
- Stable Brooms. Extra quality fibre. Each..... 90c, \$1.40
- Stable Brooms. Steel. Each..... \$2.10

Butter Salt

Worcester Salt is just fine enough and contains the exact amount of moisture for use in butter, it will improve the taste of your product wonderfully.

- 5-Lbs. \$.45
- 10-Lbs.80
- 25-Lbs. 1.75
- 100-Lbs. 3.00

If you need Dairy Barn Equipment or anything in Dairy Supplies not listed in these sheets, write us for prices and descriptive matter. We have everything for the Dairyman.



Poultry Supplies and Feeds

Hatch Your Eggs with Buckeye
Incubators and Raise Them All
with Buckeye Brooders



Improved Wall Fountains

Made of heavy galvanized iron, in three sizes. The covered outlet keeps out dust and dirt, and the outlet is further protected by a removable plate which prevents any floating rubbish from being drawn into the reservoir.

- No. 97—Capacity 2 qts. Each.....\$.90
- No. 98—Capacity 1 gal. Each..... 1.10
- No. 99—Capacity 2 gals. Each..... 1.40

REGAL EGG CARRIERS

This "Safety First" box for either Parcel Post or Express use. This box is strong enough to bear your own weight when filled with eggs and will withstand the hardest jolt without breaking. The breeder who knows will use this box for shipping fancy eggs.



- 15 Eggs, each.....\$.20
- 30 Eggs, each..... .40
- 50 Eggs, each..... .70
- 100 Eggs, each..... 1.25

FASTBOARD EGG BOXES—Used for holding 1 dozen eggs, neatly packed for market. Long style, 6x2 eggs, 25c per doz.; \$2.00 per 100. (Mailing weight of each style 2 lbs. to 1 doz.)

FIREFLY ELECTRIC EGG TESTER—A very handy and convenient egg tester for instantly and accurately testing eggs for fertility. Each \$4.50. Mailing weight, 5 lbs.

STANDARD EGG TESTER—Price, 45c. Mailing weight, 4 ozs.

LICE KILLING NEST EGGS—Shaped like a natural hen's egg, but impregnated with lice killing and disinfecting properties, combining the qualities of a vermin killer and nest egg in one. Used to keep the nest sweet and clean and the fowls free from lice and disease. 5c each (mailing weight 4 ozs.); doz. 50c (mailing weight, 2 lbs.).

WHITE GLASS NEST EGGS—5c each; 30c doz. (mailing weight 2 lbs.).

WATER GLASS—This is a liquid preparation put up for preserving eggs. Eggs put down in water glass will keep pure for ten months or more. One quart makes sufficient for 12 doz. eggs. 1 qt. 40c; 1 gal. \$1.25. Cannot mail.

NOTICE—After much experimenting and testing we have found that it is more satisfactory to our customers to hatch their own eggs with Buckeye Incubators than it is for them to buy Baby Chicks from a distance and attempt to raise them.

BABY CHICKS—We can furnish any quantity of any variety or strain of Baby Chicks that you may want. Write for prices.

Poultry Raising

is nearly always profitable, as it flourishes and pays when other things slump.

Chick Boxes

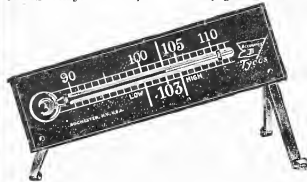
LIVE CHICK SHIPPING BOX

Made of corrugated paper, extensively used, will carry chicks any distance with perfect safety. Are shipped knocked down and take up small amount of space.

- 25 Chicks—Weight of box, 1 lb. 17c
- 50 Chicks—Weight of box, 2 lbs. 20c
- 100 Chicks—Weight of box, 3 lbs. 25c

"Tycos" Incubator Thermometer, No. 5770

Many poultry raisers prefer the standing type of Incubator Thermometer. No. 5770 is made with metal legs, which fold down and may be adjusted to almost any desired position. Sets in among the eggs on the floor of the incubator. Made in mercury tubes only. Price, 75c each; postpaid, 85c.




"Tycos" Incubator Hygrometer, No. 5796

Price, \$1.50.
Extra Wicks,
10c each, postpaid.

THE Putnam Brooder Heater

Will hover from 25 to 50 chicks. Lamp will burn 7 days on 1 filling. Simple to operate and absolutely safe. A complete brooder can be made at a cost of not over \$5.00. Price for Brooder, postpaid, \$4.75.



Metal Egg Crates

Sell Eggs by Mail to Your City Friends Shipped in Aluminized Metal Egg Crates

Indestructible; made for interchangeable shipments; lasts for years; pays for itself in a few shipments. Buy yours now and realize more money for your eggs. Your friends want them. Thousands now in daily use.

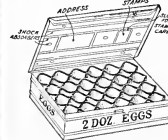
Add postage to your destination.

Metal Egg Crates Prices

- 1 1/2 doz. size—all eggs.....\$1.25
- 2 doz. size—all eggs..... 1.50
- 2 doz. 4 lbs.—all eggs..... 1.75
- 4 doz. size—all eggs..... 2.00
- 6 doz. size—all eggs..... 2.50

Prices Combination Crates With Metal Containers

- No. 1—2 lbs. and 1 doz. eggs.....\$1.50
- No. 2—4 lbs. and 2 doz. eggs..... 2.00
- No. 3—4 lbs. and 3 doz. eggs..... 2.25
- No. 4—6 lbs. (3 2-lb. Containers)..... 2.25
- No. 5—12 lbs. (3 4-lb. Containers)..... 2.50
- No. 6—16 lbs. (2 8-lb. Containers)..... 2.50
- No. 7—24 lbs. (2 12-lb. Containers)..... 3.50



FUL-O-PEP POULTRY FEEDS

Because of their unusual merit, Ful-O-Pep Poultry Feeds have become the preferred feeds used by poultrymen everywhere

ALL PRICES ARE SUBJECT TO MARKET CHANGES



Ful-O-Pep Scratch Grains

In the manufacture of Ful-O-Pep Scratch Grains, every ingredient that it contains is put into it for a definite purpose. We have learned exactly what food properties are necessary in the fowls' maintenance ration and have combined these ingredients in Ful-O-Pep Scratch Grains. Price, 100-lb., \$4.00.

Ful-O-Pep Dry Mash

(The Great Egg Producing Feed)—Keep it before your hens all the time. Price, 25-lb. sack, \$1.15; 100-lb. sack, \$4.00.

Ful-O-Pep Chick Starter

Is the feed to use during the critical baby chick age. For the first few days the chick is largely sustained by the yolk it absorbed while in the shell. Our Starter is mild, soft and easily assimilated—just the feed to carry on and strengthen nature's process. It has the materials for making bone, tissue and feathers, as well as for developing digestive capacity. Price, 8-lb. sack, 70c; 25-lb. sack, \$1.65; 50-lb. sack, \$2.90; 100-lb. sack, \$5.50.



Ful-O-Pep Growing Mash—Its base is Oatmeal, which cannot be equalled for growth production. To this greatest single development food we have added special quality Meat Scrap, Fish Scrap, Bone Meal, Alfalfa Meal, Corn and Wheat products—supplying ALL the elements for a perfect growing feed. Price, 8½-lb. sack, 50c; 100-lb. sack, \$4.25.

Ful-O-Pep Fine Chick Feed is a combination of Oatmeal, Wheat and Corn in exactly the right proportion when fed with Ful-O-Pep Chick Starter to meet the requirements of the growing chick. This feed is ground fine enough so that it does not overtax the digestive machinery of the little chick. Price, 25 lbs. \$1.35; 50 lbs. \$2.25; 100 lbs. \$4.25.

Ful-O-Pep Coarse Chick Feed is coarser than Ful-O-Pep Fine Chick Feed, made from just the right assortment of grains to supplement Ful-O-Pep Growing Mash. As the chicks grow older they require a coarser grain feed. 100 lbs. \$4.10.

Best Grade Pigeon Feed—A properly balanced food for pigeons. Contains Canada field peas, but no corn. 100 lbs. \$5.00.

Alfalfa Meal—To be fed in a mash or alone. It is used as a substitute for green grass. By feeding it you will increase the egg production of your fowls in the winter. Price, 100 lbs. \$3.25.

Laymore Meat Meal—Composed of Bone and Meat, 45 per cent. protein. It's what your fowls need in the winter months. Price, 50 lbs. \$2.50; 100 lbs. \$4.25.

Granulated Bone—Two sizes, Chicken and Pigeon Size, and Hen Size. Price, 100 lbs. \$5.50.

Crushed Oyster Shell—Should be in every poultry yard, as it aids digestion and the formation of egg shells. In ordering state whether for chicks or grown fowls. Price, 100 lbs. \$1.25.

Pearl Poultry Grit—This grit is manufactured especially for poultry. It is essential in the poultry yard, to keep fowls in a healthy condition. Size No. 1 for small chickens and pigeons; size No. 2 for grown fowls. Price, 100 lbs. \$1.50.

Poultry Charcoal is as important, for the success of poultry, as it is for the success of your feeds are, and you can not afford to be without it. It is put up in three sizes—Fine, for chicks; Medium, for half-grown fowls and pigeons; Coarse, for full-grown fowls. When ordering state what size is wanted. Price, 50-lb. sack, \$2.25.

Reefer's Moregg Tablets—Dissolve in drinking water. \$1.00 size package—Special price, 50c each; 3 pkgs. for \$1.00, postpaid.

To raise them ALL—feed Ful-O-Pep Chick Starter the Ful-O-Pep Way

Carbola is a white paint in powder form combined with a disinfectant many times stronger than pure carbolic acid. It is non-poisonous and non-caustic. It kills lice, mites, fly eggs, etc., and helps prevent the start and spread of contagious diseases that affect man, beast and fowl. Carbola is two things in one—a paint that disinfects or a disinfectant that paints. It dries a clear snow white. It saves labor, time and money. It paints and disinfects at one operation in the same time and with the same labor required to paint or disinfect only.



Carbola is recommended for use instead of whitewash in every place where whitewash ordinarily is used, and it is recommended for use instead of whitewash and disinfectants in stables, kennels, poultry houses, rabbit hutches, barns, creameries, hog pens, dairy buildings.


It is recommended for use as a disinfectant wherever one is needed and where the added light that comes from a whitened wall—which walls will increase the light from 25 per cent to 50 per cent—is an advantage. Trial pkg. 50c; 10 lbs. \$1.25; 50 lbs. \$5.00.

Dry Mash Hoppers

A Dry Mash Hopper of great merit, made of heavy galvanized iron. All parts accurately stamped with dies. The curved bottom keeps the feed within easy reach of the birds, and the taper shape of the hopper—larger at the bottom—prevents the feed from clogging. The wire grid and the wires running from the hanger through the wire grid prevent the fowls from throwing out or wasting the feed. The sloping top prevents them from roosting on the hopper. When both covers are closed it is rat, mouse and weather proof.

Made in four sizes:

No. 35—Capacity 10 quarts.	Each..... \$1.50
No. 36—Capacity 14 quarts.	Each..... 2.00
No. 37—Capacity 22 quarts.	Each..... 2.45
No. 38—Capacity 32 quarts.	Each..... 2.80



Make Bigger Poultry Profits!



Your poultry profits depend entirely on how many chicks you **hatch** and how many birds you **raise**. The more good layers you have and the more birds for market, the more money you will make—that's just plain common sense. And that's why the most successful poultrymen and farmers everywhere use Buckeye Incubators and Brooders.

The Buckeye Incubator is **guaranteed** to hatch a higher percentage of chicks and to hatch better chicks than any other incubator in the world. Its famous **hot water** heating system and its guaranteed regulator insure even temperature, the proper amount of moisture and fresh oxygen-bearing air for every egg. It hatches **every** hatchable egg. Weaklings and cripples are practically unknown.

The Buckeye is the **original "Colony" Brooder**. It affords abundant heat, combined with the fresh air that is indispensable to correct brooding. Each chick finds the most comfortable temperature. No crowding or chilling. More chicks are raised into big, normal, healthy birds.

Poultry is the **biggest farm money-maker** today. If you aren't making big poultry profits, it's because you haven't the right equipment. Install Buckeye Incubators and Brooders, and you'll be **sure** of bigger poultry profits.

Buckeye "Standard" Incubators Hatch More and Better Chicks

The Buckeye "Standard" Incubator is the most perfect hatching device ever made. It is the result of over thirty-five years of study, research work and experiment—the **perfect** incubator that produces the best possible results and does it **every time**.

Tremendous Hatches of Husky Chicks

There's no risk or gamble when you use a Buckeye "Standard" Incubator. Results are absolutely certain each and every time. Because it is designed right and built right it insures perfect incubation for every egg. That means more chicks and better chicks. Your very first hatch with a Buckeye will amaze you—every hatchable egg turned into a lively, fluffy, hardy chick.


Scientifically Perfect

The Buckeye "Standard" leaves nothing to guesswork or luck. You simply put the eggs in the tray and turn them twice a day. The Buckeye does the rest. No uncertainty about temperature. It is controlled accurately by the marvelous Buckeye regulator. No worry about the lamp smoking, overheating, or go-

ing out—it is practically fool-proof. Moisture and ventilation are automatically regulated—every egg receives a constant supply of fresh, moist oxygen-bearing air.

The Proven Incubator


There is nothing experimental about Buckeye Incubators. Hundreds of thousands of them, in the hands of the most successful poultrymen in America have **proved** that they hatch **more** chicks and **better** chicks than any other incubators in the world. They have literally revolutionized the money-making possibilities of the whole poultry industry. Don't sacrifice your poultry profits by using inferior equipment. Buckeyes will make **more money** for you.



Buckeye "Standard" Incubator No. 3 in operation

Write for the Big Buckeye Catalog It is the most valuable poultry book published. Tells how to feed, brood and cull—how to pick best layers—how to secure eggs in winter—how to market for bigger profits. For Buckeye parts write for Buckeye Parts Price Book.

Make Bigger Poultry Profits!




Buckeye "Standard" No. 5
Capacity 600 Eggs

Illustrated at the left is the No. 5 Buckeye "Standard" which has a capacity of 600 eggs. It has **one** compartment, **one** circulating tank, **one** boiler, **one** lamp (either oil or gas), **one** boiler and **one** thermostatic regulator. This remarkable **simplicity** of design and construction makes it possible to control the temperature accurately throughout the whole chamber and to supply all the eggs with an abundance of fresh air and at the same time secure all the natural moisture. There are four egg trays accessible through individual doors on the front and back sides of the incubator. It is just as convenient to handle as the smallest Buckeye Incubator, requires no more attention, and yet has a remarkably large capacity.

Buckeye "Style E" Incubators Are Guaranteed Hatchers

Buckeye "Style E" Incubators meet the popular demand for a **low-priced** incubator that is **reliable, efficient and dependable**. They are a little more simply constructed than the Buckeye "Standard" line, and they sell for somewhat less. Yet they contain **every essential feature of Buckeye design**. Nothing is sacrificed that will in the slightest impair their ability to hatch the maximum number of strong, sturdy, lively chicks. They employ the same system of circulating hot water, which assures evenly distributed heat without the loss of any of the natural moisture so essential to proper incubation. Ventilation is automatic, insuring a constant supply of fresh, moist, oxygen-bearing air to every egg throughout every minute of the incubating period. The lamp is extremely economical, smokeless and absolutely fool-proof. The thermostatic regulator is the



Above: Buckeye "Style E" No. 17

Below: Buckeye "Style E" No. 14


same as used in the "Standard" line—the famous Buckeye regulator that is guaranteed to maintain uniform temperature at all times. The Buckeye "Style E" is the ideal incubator for small flocks. It handles small hatches with the same certainty and efficiency as Buckeye "Standard" Incubators. It is low in price—yet it is a real money-making incubator.



Buckeye Universal Thermometer

For scientific incubation the thermometer bulb must be exactly 1 1/2 in. above the bottom of the egg tray. With many incubator thermometers this is not always the case, as the thermometer is either improperly installed or is so adjusted that its position cannot be easily fixed. With the Buckeye Universal Thermometer the bulb is always in the correct position—it can't be anywhere else. The Buckeye can be used in any incubator. Price \$1.00.

Note especially that Buckeye "Style E" incubators carry the same unlimited guarantee as the "Standard" line. They are guaranteed to hatch every hatchable egg and to do it every time.



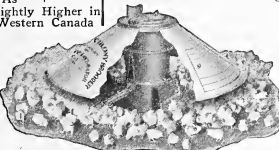
Capacities, Weights and Prices

"Standard"		No. 5...600 eggs...325 lbs...\$107.00	
No. 1...	120 eggs...110 lbs...\$37.50		
No. 2...	175 eggs...135 lbs...44.50		
No. 3...	250 eggs...200 lbs...57.75		
No. 4...	350 eggs...230 lbs...68.00		
		"Style E"	
No. 14...	65 eggs...55 lbs...\$16.50		
No. 16...	120 eggs...85 lbs...27.50		
No. 17...	120 eggs...125 lbs...36.75		

Write for the Big Buckeye Catalog It is the most valuable poultry book published. Tells how to feed, brood and cull—how to pick best layers—how to secure eggs in winter—how to market for bigger profits. For Buckeye parts write for Buckeye Parts Price Book.

Make Bigger Poultry Profits

NEW PRICES
As Low As **\$16.50**
As Slightly Higher in
Western Canada



Today, you can make more money from your poultry. You can raise more chicks out of every brood than you ever before thought possible. You save chicks that with old type brooders would be chilled to death, smothered to death or overheated.

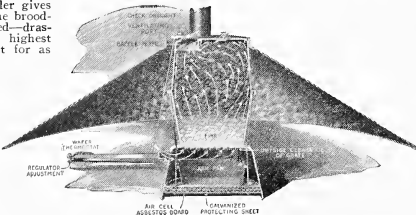
If you have been having heavy losses, if your chicks have been dying, the cause is faulty brooding. But there is one safe way to succeed. You can save your chicks and your profits. The Buckeye is the pioneer Coal-Burning Colony Brooder. It has been saving chicks for twelve years. It has saved money for a quarter million poultry raisers. It has been tested and proved by agricultural colleges and experimental stations. It has proved its ability to turn failure into success. It doubles and triples the profits for Buckeye users.

IMPROVED Buckeye Coal-Burning Colony Brooder--Drastic Price Reductions

The new Buckeye Coal-Burning Brooder gives you the greatest value ever offered. The brooder is improved. The prices are reduced—drastically reduced. Think of getting the highest quality coal-burning brooder ever built for as little as \$16.50.

Bigger Stoves

The new Buckeye Stove is larger. The grate is larger. The fire box is larger. The Buckeye Stove holds more coal. It burns longer with one fueling, with soft coal or hard coal; it holds the fire; it doesn't get clogged and go out; the fire doesn't go down and let the chicks get chilled. Buckeye has the capacity to supply more heat—plenty of heat under extreme conditions. It has the capacity to keep the chicks warm and comfortable on cold nights.



Revolving Hover

And there are still more improvements. The new Hover is Revolving. It saves time, work and trouble. You don't have to raise the Hover at any time. You don't disturb the chicks. Every attention is given the brooder by simply turning the Hover door to the desired position.

Write for Catalog

But these are only a few of the reasons why Buckeye will save your chicks. All the facts about Buckeye are told in the new Buckeye Brooder Book. Write us for it.

Double Check Draft—Thermostat Control

The new Buckeye Brooder has a Double Check Draft. It controls the fire with 50 per cent greater efficiency; it eliminates wasting of fuel; it makes frequent attention unnecessary. This Double Check Draft is controlled by the famous Buckeye Thermostatic Control. It is self-regulating. It so operates as to prevent the fire from going out, from underheating and from overheating.

**Burns
Soft Coal
and
Hard Coal**




Revolving Hover gives quick and easy access to stove without disturbing the chicks.

Rated Actual Capacity

Buckeye Brooders are rated actual capacities. Many brooders are over-rated. When compared with other make Buckeye with other make compare the prices a Buckeye with the prices of other Brooders having the same diameter Hovers.

This photograph shows how easily the stove is coaled.



Specifications Buckeye Coal-Burning Brooders

No. 117 42" Hover, Up to 350 Chicks, 75 lbs.....\$16.50
No. 118 52" Hover, Up to 500 Chicks, 95 lbs..... 21.50
No. 119 56" Hover, Up to 1,000 Chicks, 130 lbs..... 26.50

Money-Back Guarantee


Try any size Buckeye Coal-Burning Brooder for 30 days at our risk. If it is not satisfactory, your money will be refunded.

Buckeye Oil-Burning Brooder

If you want to make more money from your poultry; if you want to raise every raisable chick; if you want to stop your losses; there's one sure way. The Buckeye Oil-Burning Brooder has proved its ability to stop the losses; it has proved its ability to prevent chilling, smothering and overheating of baby chicks. And here's how:

Improved Hover

The Improved Buckeye Hover has the "Diafram" Heat Conveyor. This ingenious invention is so devised and attached to the Hover as to insure scientific radiation of the heat. It prevents crowding and smothering. It prevents the chicks on the outside from chilling. It prevents the chicks on the inside from being overheated. The "Diafram" Heat Conveyor is patented. Only Buckeye type brooders can have it. And without it Buckeye success is impossible.




Simple, Powerful Burner

The Buckeye Burner has proved its capacity to furnish enough heat. It has the capacity to care for all your chicks—at all times, day or night. Of course, no oil-burning brooder will heat a large brooder house. But when this Buckeye Brooder is operated in a heated or small, warmly constructed house or in temperatures above freezing, it will keep the chicks warm and thriving—no chilling, no overheating, no losses.

Easy and Simple to Operate!

Buckeye is as easily operated as a high-grade kitchen oil stove. There are no levers, no valves to fuss with. There's no priming, no complicated "leveling" necessary. Simply apply the match and turn the control knob up or down as required. That's all.



MONEY-BACK GUARANTEE

Try any size Buckeye Oil-Burning Brooder for 30 days at our risk. If it is not satisfactory, your money will be refunded.

Capacities, Weights and Prices of Buckeye Blue-Flame Brooders

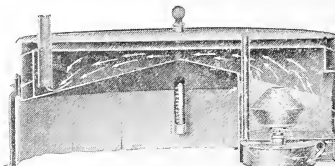
No. 27-A	Up to 200 Chicks, 34" Hover, 40 lbs.....	\$17.50
No. 80	Up to 350 Chicks, 42" Hover, 50 lbs.....	19.00
No. 81	Up to 500 Chicks, 52" Hover, 60 lbs.....	21.50

The Buckeye Portable Brooder

A reliable, economical brooder for small flocks. Plenty of heat and fresh air is assured by the positive draft circulation and dead-air space insulation. The lamp is so devised that no gases or fumes can get in the brooding chamber. Easy and simple to operate. Guaranteed.

Capacities, Weights and Prices

No. 20	60 Chicks, 19 lbs.....	\$11.75
No. 21	100 Chicks, 23 lbs.....	15.50
No. 22	150 Chicks, 63 lbs.....	19.00



Write for the Big Buckeye Catalog! It tells how to make Bigger Poultry Profits. It tells all about the famous Buckeye features that save money for Buckeye users. For Buckeye parts, write for Buckeye Parts Price Book.

INSECTICIDES, SPRAYERS and TOOLS


No article on this page can be mailed except those quoted "postpaid"

Lime-Sulphur Solution—Our solution retains its strength indefinitely and does not crystallize if kept from air and freezing; is easy to handle, and is always ready. For fall and spring spraying use one gallon concentrated lime-sulphur solution to 50 gallons water. For summer spraying 1½ gallons to 50 gallons water, to which add 2 lbs. of either dry powdered arsenate of lead or arsenate of calcium, or ½ lb. to 1 lb. Paris green. 1 qt. 40c; 2 qts. 65c; gallon \$1.00; 5 gals. \$3.50; 10 gals. \$6.00; barrel \$17.00.




Dry Lime-Sulphur—Exactly like lime-sulphur, except that the water has been taken out. No freight to pay on water, no leakage, never freezes. For fall and spring spraying, use 12 to 15 lbs. to 50 gallons water. Summer spray add 2 lbs. of either arsenate of lead or arsenate of calcium, or ½ lb. to 1 lb. Paris green to make a combined insecticide and fungicide. By mail, postpaid, 1b. 40c; 5 lbs. \$1.50; 10 lbs. \$2.50. Not prepaid, 1b. 30c; 5 lbs. \$1.00; 10 lbs. \$2.00; 25 lbs. \$4.50; 50 lbs. \$8.50; 100 lbs. \$15.00.

Bordeaux Mixture—This mixture not scab, rust, mildew, blackrot, and other fungus diseases of plants and fruits, but improves the quality and largely increases the yield. It should be used on all vine-crops, grapes, cucumbers, melons, tomatoes, etc. Potatoes especially respond generously to thorough spraying. To make a combined fungicide and insecticide, add a pound of Paris green, or two pounds of either arsenate of lead or arsenate of calcium to 150 gallons of the diluted mixture. It may be applied dry or in water: 1 lb. Not prepaid, 1b. 30c; 5 lbs. \$1.50; 10 lbs. \$1.75. Not prepaid, 1b. 35c; 5 lbs. \$1.50; 25 lbs. \$6.50.



Arsenate of Lead—For Leaf-Eating Insects. Sticks to the leaf better than Paris green and remains longer in suspension; requires fewer applications; does not burn the leaf, thus allowing stronger solutions. White in color and shows stronger action when it has been applied. These advantages make it preferable to Paris green for destroying leaf-eating insects. Use 1 to 2 lbs. to 50 gallons of water for general spraying. Because the paste form is harder to handle, requires double the strength, does not keep well, and is 50 per cent water, we handle only the **Dry Powdered Form**, which has proved in every way far superior and more economical. Not prepaid, ½ lb. 30c; 1 lb. 50c; 5-lb. pkg. \$2.25. Cannot be mailed.

Arsenate of Calcium or ARSENATE OF LIME—For Leaf-Eating Insects. An effective insecticide for potatoes, cotton, tobacco, garden vegetables, seed fruits, such as apple, pear, etc. Contains not less than 43 per cent of arsenate and gives the greatest killing strength. It has proved particularly effective against the cotton boll weevil. It is a light, fluffy powder that can be applied with a powder gun or in the water with a spray pump. Does not burn the foliage, sticks well to the leaf and being white shows where the poison has been applied. Do not use it for stone fruits like peaches, etc. Not prepaid, 5 lbs. \$1.75. Cannot be mailed. Write for prices.



Paris Green—For Leaf-Eating Insects. It is a strong poison and should not be used with care. Mix one pound of Paris green to 50 lbs. of plaster, or with water to 150 gals. On vines and tender vegetables use a larger proportion of plaster and water. Not prepaid, ½ lb. 20c; 1 lb. 30c; 1 lb. 55c; 2-lb. pkg. \$1.00. Cannot be mailed.

Pyrox—The best and safest all-round spray for all insects, blights and fungus troubles. Kills potato bugs. Sticks like paint. 1b. 45c; 5 lbs. \$1.90; 10 lbs. \$3.00; 25 lbs. \$7.50; 50 lbs. \$11.75; 100 lbs. \$21.50.



Bug Death Kills potato, squash and cucumber bugs, tomato, currant and gooseberry worms, and all pests that eat the leaves of vines and plants. May be applied dry, in water or in Bordeaux mixture. Contains neither Paris green, arsenic, nor strychnine that might burn the foliage. By mail, postpaid, 1b. 30c; 3-lb. pkg. 65c; 5-lb. pkg. 90c. Not prepaid, 1b. 20c; 3-lb. pkg. 40c; 5-lb. pkg. 60c. Use 12½ to 25 pounds per application to the acre. Write for circulars.

Kerosene Emulsion—For Sucking Insects. A safe and sure remedy for squash-bugs, plant and bark-lice, San Jose scale, caterpillars, rose-bugs, green-fly, melon and all sucking insects. Ours is a perfect emulsion and will not separate. It is in concentrated form—add 25 to 50 gallons of water to one gallon of emulsion and it is ready to use. Spray before the blossoms open and again before the blossoms fall. The second spraying should have Paris Green mixed with it to kill leaf-lice, aphides and insects. Not prepaid, qt. 50c; 2 qts. 75c; gallon \$1.25; 5 gallons \$5.00.

Slug Shot—Destroys insects and worms on garden and house plants, potatoes, cabbage, shrubs, trees, and kills lice on poultry. Positively not poisonous, and will not injure the foliage. May be applied dry or in water. By mail, postpaid, 1 lb. sifter post pkg. 30c; 5-lb. pkg. 75c. Not prepaid, 1 lb. 20c; 5-lb. pkg. 55c; 50 lbs. \$5.00. 100 lbs. \$9.50. Small dusters applying, 12c; by mail, 15c. Large dusters, 75c; by mail, 95c.

Fish Oil Soap (Sometimes called Whale Oil Soap)—nearly all lice on indoor plants and scale on palms. Recommended for San Jose scale and insects that infest the bark of trees. It has been used with good results against the pea louse. By mail, postpaid, 1b. 35c; 5 lbs. \$1.25. Not prepaid, 1b. 25c; 5 lbs. \$1.00.


Black Leaf 40—For Sucking Insects. Kills plant lice on roses, shrubbery, fruits and vegetables. A concentrated solution of nicotine sulphate, guaranteed to contain not less than 40 per cent. of nicotine. A solution in the proportion of a teaspoonful to a gallon of water, to which add 1 lb. soap to each 100 gallons of solution, will kill the garden pea louse and not injure the vine. Mix with 800 times its bulk of water. 1 oz. bottle 35c; ¼ lb. \$1.25; 2 lbs. \$3.50; 10-lb. pkg. \$13.50. Cannot be mailed.

STIMUPLANT—A highly concentrated, odorless fertilizer for the vegetable and flower garden, shrubs and house plants. The analysis is guaranteed: 11 per cent. nitrogen, 12 per cent. phosphoric acid, 15 per cent. potash, an ample amount of each plant food to insure a quick and strong growth of all plants, earlier maturity of garden vegetables and a generous supply of blooms from flowering plants. 10-tablet pkg. 15c; 30-tablet pkg. 25c; 100-tablet pkg. 75c; 1,000-tablet pkg. \$3.50, postpaid.




HAND SPRAYERS

- No. 101—Glass Tank, 1 quart capacity 70
- No. 102—Galvanized Tank, 1 quart capacity 75
- No. 115—Continuous Tank, 1 quart capacity 1.00
- No. 122—Baby Midget, 1 pint capacity 1.35
- No. 131—Powder Gun, 1 quart capacity 1.00
- No. 111—Compressed Air Sprayer, capacity 3 gallons, automatic and positive in action, each 6.50
- Savage Dust Guns—For applying Calcium Arsenate each 20.00





Enter Corn Growing Contest
\$25.00 in Gold Given Free.



**Kirkland's Bedgreed
Seed Corn**

This is a field of Kirkland's Improved Red Top Bedgreed Seed Corn. On test plots this corn has led the field over a great many well-known varieties. The grains are long and slender, flinty, and has fine keeping qualities. We offer a prize of \$25 in gold to the farmer who produces the most bushels per acre during the year 1927. When ordering state that you intend to enter contest. (Contest closes Oct. 1, 1927). Per peck 90c; bus. \$3.25; 5 bus. lots or more, \$3 bu.