

Historic, Archive Document

Do not assume content reflects current scientific knowledge, policies, or practices.



RECEIVED
MAY 15 1928
U. S. DEPARTMENT OF AGRICULTURE

**Advance
Blackberry**
Photographed
April 16th, [four
weeks ahead of
other varieties

PRESTON & KNOTT

Berry Growers and Nurserymen

BUENA PARK, CALIFORNIA

Telephone Anaheim 8700 J3

CATALOG *and*
PRICE LIST *for*

1928



Visit our Field

—and Get the Varieties that will fit your conditions

We are located in Orange County, on the Boulevard two miles south from Buena Park, or, from Anaheim, five miles west on Lincoln Highway, and one-half mile north on Buena Park Boulevard.

If you contemplate planting berries commercially, and it is at all possible, we believe that it would be well worth your while to visit our field. It is the largest bush berry field in Southern California. We have been in the business many years and are still learning. Very likely we have information on some points that would be of value to you. Anyway, we will be glad to meet you and show you our different varieties.

Going over our field with us will in nowise obligate you to buy plants.

You will find that many of the finest, largest and most profitable berry fields in Southern California were grown from our plants. Let us start you in with plants that we are proud of, and then take care of them in such a way that we will be glad to send future customers to see your field, and your profits will be assured.

We have been growing berries for the market for more than twenty years and have selected varieties and strains of varieties that are very prolific. The varieties that we offer have proved profitable to us and for other growers who have gotten plants from us, and no doubt will prove money-makers for you.

WHEN PLACING AN ORDER

Use the enclosed order blank when possible.

REMIT post office money order, registered letter, express order or check.

WRITE your name and address plainly; do not fail to advise us when and how you wish the plants shipped—express or parcel post.

WE PAY THE POSTAGE OR EXPRESS CHARGES ANYWHERE IN CALIFORNIA. If ordering from other states enclose postage or express.

Quantity Orders — Figure fifty or more plants of one variety at the 100 rate, and 500 or more at the 1000 rate.

WE GUARANTEE PLANTS TO ARRIVE IN GOOD CONDITION

Although we have no control over plants after they leave our hands, still we want you to be pleased with your plants and to succeed with them, so we guarantee them to reach you in good condition.

All Plants are inspected by local horticultural inspectors before leaving our place, and guaranteed to pass inspection on arrival.

All Orders which you wish us to hold for future delivery should be accompanied by at least one-fourth cash.

GUARANTEE

We exercise the greatest care to have our plants true to label, and hold ourselves in readiness, on proper proof, to replace any plants that may prove untrue to label, free of charge, or to refund the amount paid, but it is mutually understood and agreed to between the purchaser and ourselves that our guarantee shall in no case make us liable for any sum greater than that originally received for said plants that may prove untrue. PRESTON & KNOTT.

To the Prospective Berry Grower

In the past a large part of the berry acreage has been very close to the big cities, principally Los Angeles. During the past few years, however, a great deal of this close-in berry land has gone out of production due to real estate subdivision, so new lands and new growers are needed. Another factor to be considered by the prospective berry grower is the rapidly increasing population in the Southwest. A crop of berries that would have glutted the local market three years ago will not begin to supply it now. This condition is necessarily being reflected in prices received.

Many new and promising irrigated districts have been opened up in the Southwest during the past few years. Some of these are favorable to the growing of berries on a large commercial scale. San Diego, Ventura and Riverside counties especially hold many inducements to prospective berry growers. We believe that a large acreage will be set to berries in these favorable spots during the next few years and that those who take up berry growing now will prosper. Location, in-so-much as city markets are concerned is not so important. Modern methods of transportation, with Southern California's unrivalled boulevards, brings many markets within the reach of the grower, no matter where he is situated. The profit to be made from small plantings should not be overlooked. This may be derived from roadside stands, or if the grower is situated close to a town, local retailers will be glad to handle his crop. Many growers, with comparatively small plantings in the more remote sections considerable distance from the larger markets have reported to us this past season, that the local demand for their berries was more than they could supply. And that the prices that they received were much better than prices on the larger markets. You can make quite a nice income from a small piece of good land, well cared for, by supplying berries to your neighbors and your local groceryman.

Our packing shed on the boulevard is an important factor in disposing of our crop; retail sales average above \$100 a day during the busy season, and oftentimes run above \$200.

You will find a good demand for your berries if you produce good fruit and let people know you have it.


Good luck in raising berries is like most good luck—90% GOOD JUDGMENT.

STARTING WITH GOOD PLANTS IS GOOD JUDGMENT.

Our plants have been good; that is how we have built our reputation in the berry business. And EACH ORDER has to be the best that we can possibly supply in order to keep that reputation.

The Youngberry

(The Improved Loganberry or Youngberry)



Young Berry—Actual Size

This finest of all berries cannot be listed under any of the other classes of berries because it is an entirely new distinct berry. Although it is a true cross between the Loganberry and the Austin dewberry, it is very superior to either of its parents. To us, who have been watching berries closely for many years and who know berries, it is almost unbelievable that a cross between these two varieties could produce a berry superior to its parents in as many different ways. It would not happen once in ten thousand crosses. It takes after the dewberry in productiveness, hardiness and freedom from disease. The canes grow and look rather more like the Loganberry than the dewberry. The leaves look like a combination of the two varieties. The fruit is larger, sweeter, darker red, more shiny, and has a much more pleasing flavor than Loganberries, and when a berry beats logans in all these points it sure has to be good.

The fruiting season is just a few days later than Gardena dewberries and a very few days earlier than Loganberries. They ripen very fast; in Southern California, practically the

entire crop is harvested during the month of June. On account of their heavy yield, fast ripening and immense size, they are the cheapest and fastest berry to pick we have ever grown. We had several pickers this past season who could pick twenty trays (three hundred baskets) in a nine-hour day.

This is our third year with the Youngberry, so we have fruited them two seasons, commercially. Our two-year-old vines produced fifteen thousand baskets per acre, about twenty baskets per plant.

From a new planting on our place, put out in February, 1926, consisting of 350 plants (one-half acre) we picked this season 402 trays, or 6030 baskets, which sold for \$760.00. These berries were put in eight-ounce baskets, and our average price was \$1.90 per tray; \$3.80 per crate, or a little more than 12½ cents per basket. This was at the rate of \$1520.00 per acre sixteen months from the time the plants were set, and in all the years we have been growing berries we have never had a first-year planting of any variety equal this record, either in baskets per acre, nor in money returns per acre.

A friend of ours with only five Youngberry plants told us that, had he had an acre produce at the same rate as his five plants did the past season, he would have gathered over twenty thousand baskets. Mr. Bush, of Corona, who got a few plants from us two years ago, reports that he sold one thousand baskets in addition to what his family used from four rows 120 feet long.

We believe that within five years the Youngberry will be the most popular and most largely planted bush berry in California. It will be popular with the grower on account of its health, vigor, heavy production, and large size of the fruit. The consumer will demand it because it is larger, prettier, and finer flavored than other berries now being grown. For pies, jellies, jams and juice it surpasses any berry we have ever seen. This is not just our own opinion, but that of hundreds of customers who bought the berries from our stands who have come back to tell us about them. In a complete description of the Young-

berry, Mr. George M. Darrow, of the Department of Agriculture at Washington, sums up its superior qualities as follows: "The disease resistance of the foliage, its apparent resistance to anthracnose, and the superb quality of its fruit for dessert, culinary purposes, and as a source of fresh fruit beverage make it especially promising as a commercial and a home garden fruit. No weak points have yet appeared in the variety."

We feel so sure that this berry is going to be a money-maker in the seasons to come that we are planting ten acres more this season.

The Youngberry derives its name from having been crossed by Mr. Young in Alabama a few years ago. The Department of Agriculture was quick to note its superior qualities and has tested it at several experimental stations and recommends it for

planting where Loganberries and dewberries are successfully grown.


Mr. Berry Grower, you should plant some of this fine berry, because it pays to grow the best, because the public is going to be calling for it, and because you will get both profit and pleasure in handling this better berry.

Mr. Home Gardener, ten plants of this variety will make a row eighty feet long, which will produce an astonishing amount of the finest berries you ever saw. They will be a delight to you and your friends.

They are very strong growers and should be trellised. A very simple trellis, consisting of two wires (the lower one 2½ feet from the ground and the upper wire about 4 feet) is all that is required. Plant eight feet apart in rows seven feet across. About 800 plants per acre.

Prices—Each, 25c; 10, \$2.50; 100, \$15.00; 1000, \$125.00.

The Advance Blackberry



The Advance is the first blackberry on the market, being four weeks earlier than the Gardena dewberry, which before the introduction of the Advance was the earliest blackberry. We start picking here in April, and

in some warmer and more sheltered sections they are even earlier than that. Mrs. Thomas of Carlsbad, San Diego County, made her first commercial shipment last year year on March 8th, which is the earliest shipment we

have any record of. Naturally these very early berries bring fancy prices.

The Advance is the firmest of all the blackberries. We ship them each year, without refrigeration, to points as far as Albuquerque, New Mexico. It is generally conceded to be the best shipping blackberry.

The crop ripens slowly, lasting over a period of from six to nine weeks. Although not thornless, its thorns are much smaller than other blackberries, being more like raspberries in this respect. The bushes are large and evergreen. There is a slight reddish cast to the leaves, which make it very pretty. It is sometimes planted as a hedge for its beauty as well as for the fine berries produced. The fruit is borne nearly altogether on the outside of the bushes.

Summing up the good points of the Advance variety, it is the earliest and the best shipping blackberry in California; it bears well over a long season; its habits of growth cut picking costs to a marked degree, and last, it sells for very much higher prices than later blackberries. Should be planted only in sections free from late frosts.

The first year after planting the vines trail on the ground much like the dewberry, but the next and succeeding years they grow upright like common blackberries. They respond to the same careful watering, cultiva-

tion and fertilization as must be practiced with all sorts of berries. They need no pruning in the first year.

On account of the Advance blossoming so early in the season, when the weather is likely to be unfavorable for bees to work, we have found that less than five plants will not pollinate satisfactorily, so we do not sell less than five plants of this variety.

There are two strains of Advance blackberries and by having these two strains thoroughly mixed much better pollination takes place, resulting in much larger crops. In small plantings consisting of a single row, best results are obtained by alternating these strains, setting first one then the other down the row, and the plants will be tied separately in the shipment, so that they may be planted that way. In larger plantings we have found that two plants of one strain to one of the other is more desirable, and that it is much better to plant two plants of one strain and one of the other in the same rows than to plant them in separate rows. The plants will be tied separately and marked so that you may plant this way. In the larger commercial fields it is a good plan to keep a few stands of bees in or near the field. Plant five feet apart in rows eight feet across, 1000 plants per acre.

Prices—Each, 20c; 10, \$1.50; 100, \$10.00; 1000, \$75.00.

Another Berry that Cannot be Beat



One Branch of Macatawa Blackberries

Macatawa Everbearing—The Macatawa is a bush type blackberry requiring no support. The fruit is uniformly large, very sweet, firm, with few seeds and practically no core. It bears an exceedingly heavy crop thru June and July, and another light crop of very large berries in the Fall. One grower reports a yield of 20,000 baskets to the acre from two-year-old bushes. Three years ago from a one-acre planting of one-year-old bushes we took 9000 12-oz. baskets. The same acre, the past two seasons produced 16,000 baskets annually, and the quality was so good that these berries sold for a premium. We consider this a very satisfactory showing for any variety of blackberry. The Macatawa is the practical sort for home garden planting, as it is both a good canner and fine for eating fresh. As a market

berry, we consider it the best of the mid-season blackberries because it bears such abundant crops of glossy black, uniform-sized fruits which always look a little better on the market than those of other varieties ripening at the same time.

Plant Macatawa blackberries to prolong picking season if you are planting Advance. The crop on these is just coming on good when the Advance are gone. Macatawa is the heaviest yielder of any variety we have ever seen. We are planting four more acres of Macatawa Blackberries this spring.

Prices—Each, 15c; 10, \$1.25; 100, \$7.00; 1000, \$60.00.

Plant five feet apart in rows eight

feet across, requiring about 1000 plants to the acre.

—We have tried a great many varieties; and are still trying some that are not listed here. We are only listing the very best. If you are sure that you want varieties not listed we will be glad to furnish them if we have them, or to get them for you from some other grower, if possible. Write us your requirements and we will quote prices on any variety we can furnish.

For as little as \$1.50 you can get enough Advance blackberry plants to set fifty feet of row, and for only \$1.25 you get enough Macatawa plants for a fifty-foot row. This many plants will supply a large family with blackberries every day from April until late in July.

TWO MORE GOOD BLACKBERRIES, IF PROPERLY HANDLED AND SUFFICIENTLY SPRAYED

Himalaya Blackberry—A very rank and vigorous grower of the trailing type which has to be trellised. It has the longest fruiting season of any of the blackberries; the season lasting from about July 15th to November or even later some seasons. Berries are round, medium size, and grow in very large clusters. The canes do not die back every year like other blackberries but continue to grow like a grapevine. Only the fruit spurs die back each year. This berry is very susceptible to the red berry trouble and will have to be thoroughly sprayed for good results. Plant ten feet apart in rows seven or eight feet across. About six hundred plants per acre.

Prices—Each, 15c; 10, \$1.25; 100, \$7.00; 1000, \$60.00.

Corey Thornless—This variety of blackberry is a vigorous grower of the trailing type, and has to be trellised. The fruit is the largest of any of the blackberries, has small and few seeds, but is rather soft, so not a good shipper, though good for local trade. It ripens about the first of June and the season lasts about five weeks. Plant eight feet apart in rows seven feet across, requiring about 800 plants per acre.

Prices—Each, 15c; 10, \$1.25; 100, \$7.00; 1000, \$60.00.



The Best Dewberries



Picking Berries in one of our Gardena Dewberry Fields.

Gardena—This is the earliest and one of the most prolific of all dewberries, ripening four weeks later than the Advance blackberry, but two weeks earlier than the common varieties of blackberries. We consider the Gardena to be one of the best dewberries for planting in Southern and Central California, where it is unusually prolific and a "sure-cropper." From one acre of Gardenas, the first year after planting, we picked 7200 pint baskets and the second season we picked 15,000 baskets. This is not an unusual yield on good land with proper care.

This variety can be grown successfully anywhere in the Southwest where climatic conditions for berry growing are favorable. Its bearing season lasts from four to five weeks, commencing from May 15 to May 25, according to the weather. It is a strong grower and should be trellised to produce the heaviest crops. Ten plants will make a row 35 feet long and will produce a surprising quantity of berries.

Plant $3\frac{1}{2}$ feet apart in rows 6 feet across, 2000 plants per acre.


Prices—Each, 15c; 10, \$1.00; 100, \$6.00; 1000, \$40.00.

Lucretia—This variety is a very firm, handsome berry of good quality, which we recommend planting to prolong the early blackberry season, for it is about ten days later than the Gardena. Its heaviest bearing season comes at a time when the Advance is going out, and as it is a good shipper, it can be used to supply markets which have been taking the Advance. It is just as prolific as the Gardena, and better flavor and appearance and larger and firmer than either the Gardena dewberry or the ordinary blackberry. All of these qualities make the Lucretia a profitable berry and one that should be planted by all berry growers.

Plant $3\frac{1}{2}$ feet apart in rows 6 feet across; 2000 plants per acre.

Prices—Each, 15c; 10, \$1.00; 100, \$6.00; 1000, \$40.00.

Some Raspberries for the Southwest



The Cumberland Black Raspberry

Nearly all varieties of the raspberry do well in the irrigated sections of the Southwest where soil and climate are adapted to their needs. Under careful management they produce large crops and return handsome profits to the grower.

PLANT BLACKCAPS

Cumberland—We consider this variety to be the best blackcap for the Southwest. It produces abundantly over quite a long season and the quality of the berries is excellent, being very firm and of good flavor. It is also a good keeper. We retailed most of the last year's crop from our packing shed, and people from all parts of Los Angeles and Orange Counties ordered them a week in advance. Growers who got Cumberland plants from us two years ago are enthusiastic over the crop and prices they got the past season. Some of them reported that

We are growing varieties of both red and black raspberries. Until very recently the general opinion has been that the black raspberry could not be grown successfully in the Southwest. For this reason, there has been but comparatively few plantings made of the blackcaps. The truth of the matter is that they are well adapted to the soil and climatic conditions in many districts of Southern California, and as these berries are scarce in local markets growers are receiving high prices for them.

Our crop of blackcaps sell for higher prices per box than any other berry. Last season our whole output sold for \$6.00 per crate, and most of them were ordered a week before they were ready to pick. We are convinced that they will prove money-makers for those who grow them, especially to those growers who live comparatively close to the coast. One grower in the Garden Grove district told us that he sold \$970.00 worth of blackcaps from one and a quarter acres grown between four-year-old orange trees. We bought several hundred dollars' worth of his berries to fill our own orders.

their blackcaps all sold for more than \$5.00 per crate; and, as one grower remarked, they sold for whatever he had the nerve to ask.

We are offering only selected and thrifty tip plants with a large and well developed root system. With reasonably good care, these should make exceptional growth the first season and produce a very profitable crop the following summer.

Plant $3\frac{1}{2}$ feet apart in rows 7 feet apart; 1750 plants per acre.

Prices—Each, 15c; 10, \$1.00; 100, \$6.00; 1000, \$40.00.

RED RASPBERRIES

La France (Everbearing)—This red raspberry was introduced only a few years ago, but is becoming very popular with growers in all parts of the county. It is about twice the size of other red raspberries, and for this reason they are much cheaper to pick than ordinary varieties. Because of their great size and fine appearance, the La France sells on sight. The plants are very vigorous and bear heavily throughout their season, which is from early June to late in the Summer. We recommend them for both home and commercial planting.

Plant 3 feet apart in rows 6 feet apart; 2400 plants per acre.

Prices—Each, 15c; 10, \$1.25; 100, \$7.00; 1000, \$60.00.

Ranaree or St. Regis—This fine everbearing raspberry is known in the North as Ranaree and in the southern part of the state as St. Regis. It is undoubtedly the best shipping red raspberry grown in the West. Many car loads being shipped each year from the Palo Alto district to as far east as Chicago. Thousands of trays of this berry are shipped to the Los Angeles market each year from the North. We do not grow enough raspberries in Southern California to supply the demand.

Plant 2½ feet apart in rows 6 feet apart; 2900 plants per acre.

Prices—Each, 15c; 10, \$1.00; 100, \$6.00; 1000, \$40.00.

Cuthbert—A mid-season red raspberry which has been grown on the Pacific coast for a great many years. Fruit, large, firm and of fine quality. Plant two feet apart in rows six feet across.

Prices—Each, 15c; 10, \$1.00; 100, \$6.00; 1000, \$40.00.

THE LOGANBERRY

This fine berry, very popular and extensively planted in Oregon and Washington for juice production, is of California origin, being introduced by Judge J. H. Logan, of Santa Cruz, more than 20 years ago. The fruit is large, long, an attractive red color, and although it is a little sour it is highly prized by a very great many people for jams and jellies and for mixing with raspberries and other berries in jams and preserves. The vines are trailing and have to be grown on trellis. The berries are large and easily picked. Plant 8 feet apart in rows 7 feet across; 800 plants per acre.


Prices—Each, 15c; 10, \$1.25; 100, \$7.00; 1000, \$60.00.

Strawberries for Profit

Owing to our mild climate and long fruiting season strawberry plants, if reproduced year after year, in California, rapidly lose their vitality. Until last year we have shipped our strawberry plants from the East or North and planted them here. We kept all blossoms picked off and allowed them to make plants the first season, and these plants, only one season removed from a cold climate, were the plants that we sold. This careful practice has produced many successful patches. Last season we went one step further; we shipped all our Banner and New Oregon plants from the North and all our Klondyke, Carolina, and Progressive plants from Arkansas. The thrift and vigor of the fields grown from these plants and the enthusiastic letters we are getting from the growers proves the wisdom of this step.

This season we are having our New Oregon and Banner plants grown for us on contract by one of the most careful growers and under the most favorable conditions we could locate in Oregon. We are having our Klondyke and Carolina plants grown for us in Arkansas again this season. While this practice practically eliminates our profit in the strawberry plant business, we have the satisfaction of knowing that we are giving our customers the very best plants obtainable anywhere. You will notice that we are delivering these thrifty, vigorous, cold climate plants as cheaply as good local plants can be sold for.

There are two kinds of strawberry plants: the first is plants grown for plants alone from a new planting, the blossoms and berries having all been kept off. It costs money to grow this kind of plants, but the results you get



STRAWBERRIES

will warrant the cost. The other kind of plants are surplus plants taken from a fruiting field and many growers will give you these for nothing if you dig them and they will prove very expensive plants at that price. Whether you buy plants from us or not be sure and only set plants that were grown for plants alone.

Prices—Our prices quoted include the mail or express charges to any point in California. In ordering strawberry plants in thousand lots or more, deduct two dollars per thousand from the prices quoted and we will ship them directly to you from the grower, you to pay the express, which we believe will in no case amount to more than \$2.00 per thousand. This will cost you no more and will save much delay; your plants reaching you much fresher.

Klondyke—This strawberry is planted more extensively in Southern California than any other sort for local and shipping market, as it is the earliest and most profitable sort. Plants will produce two crops a year in the Southwest, the first in the early spring and the second during the summer. It is a vigorous grower and a good plant producer. We recommend it above all other strawberries for commercial planting and for shippers.

Prices—For 25, 50c; 100, \$1.50; 300, \$3.50; 500, \$5.00; 1000, \$7.00.

Banner—The Banner and the New Oregon are very, very similar varieties, in fact they are so nearly alike that many people cannot tell them apart. We believe that for Southern California conditions the New Oregon is slightly the best, being a little more vigorous grower, and the fruit being

slightly larger and perhaps of a little finer texture. They are both very fine varieties and when you have described one you have practically described the other. Prices same as for New Oregon.

New Oregon (Oregon Plum)—From the standpoint of quality this is the finest berry grown in California today. The bushes are the largest, and most vigorous, and the fruit is the finest flavored of any strawberry we have yet found. We especially recommend them to the grower with a local trade that appreciates the finest quality and to the grower who markets his berries from a stand at the field. Customers will drive miles out of their way to get these big, sweet, highly flavored berries after having once tried them. While we do not class them as everbearers they do bear over a very long season and they start bearing long before the everbearers are ripe and are much larger and finer quality. We have picked them here continuously from March to the last of September. Mrs. Waters of Dana Point reports to us that she bought six hundred New Oregon plants from us early last spring and that she was picking berries six weeks after setting the plants and that she had more berries than they could possibly use all summer, sometimes picking two gallons a day. And remember this was the same season she set the plants—spring set plants not being supposed to bear much until the following season. For home planting we consider this the one best berry. For distant shipment it is not as good as the Klondyke.

Prices—Twenty-five, 75c; 100, \$2.00; 300, \$4.00; 500, \$6.00; 1000, \$10.00.

Carolina—This variety has been grown only seven or eight years in California, but as a commercial berry probably ranks next to the Klondyke. It is a heavy bearer and a good keeper. The fruit is not quite as bright and attractive looking as the Klondyke, but the quality is just as good. This variety is known in the East as Missionary and on the Los Angeles market as Mission berries. It is the same berry under different names. It grows

better in a matted row than most other varieties.

Prices—Twenty-five, 50c; 100, \$1.50; 300, \$3.50; 500, \$5.00; 1000, \$7.00.

Progressive (Everbearing)—This is one of the most prolific of the ever-bearing strawberries, producing fruit six to nine months of the year. The berries are not as large as the Klondyke or the Carolina, but are sweet. We recommend it for the home garden.

Prices—Twenty-five, 75c; 100, \$2.00; 300, \$4.50; 500, \$6.50; 1000, \$12.00.

A Word Concerning Planting and Growing Strawberries

There are several methods of setting out strawberry plants, each the best under certain conditions. The method most often used by the larger commercial growers is to set the plants three feet apart each way, in February or March, and keep the blossoms picked off, allowing the plants to make runners the first summer to fill out the rows. This method requires only 5000 plants per acre, but you get no fruit the first summer.

In smaller plantings, especially if the grower wishes berries the first season, the plants are set one foot apart in either single or double rows and the runners are kept picked off. If this method is used the plants may be set out any time from October until April. The earlier planting producing the larger crops the first year. This method requires from seventeen to thirty thousand plants per acre, the exact number depends on how far apart the rows are spaced.

In most cases if the land is very

sandy and not very retentive of moisture, or if there is considerable grade to the rows, the plants should be set out on the flat, or level with the ground without any ridges. If the land is very flat so that the water does not run freely in very small rows, or if it is heavy or very retentive of moisture then the plants should be set on small ridges. If ridges are used they are usually made wide enough on top to accommodate two rows about a foot apart, one near each edge of the ridge.

Do not manure strawberry land before setting the plants. You can fertilize after the plants are growing well. In the irrigation furrow between the rows if you wish.

Do not plant strawberries on alkali land. They are very susceptible to alkali and will do no good on land that is alkaline, although it may grow some other crops successfully. And only plant strawberries where there is an abundant supply of water which may be had often.

Trees and Vines

We are berry specialists, and are glad to ship berry plants anywhere. We do not ship trees and grapevines, as we feel that you can buy these more satisfactorily from your local nurseryman. The expense of packing trees and grapevines for shipment is so great that very likely your local nurseryman can sell them to you just

as cheaply, and possibly cheaper, than we can pack them and ship them to you.

If you live within reach of our nursery, we will be glad to supply you with fruit trees, walnuts, or grapevines. Both the quality of our stock and our price will please you.

Berry Baskets and Trays

We buy our berry baskets and trays by the carload, ordering them in the fall so that the mills can make them up during the dull winter season, and in this way we are able to make you very attractive prices. We use and stock only the very best grade wooden, tin top baskets. After having tried out paper baskets and all wood baskets we know that this tin top basket is more satisfactory and economical; that the trade is used to it and likes it better, and that the berries carry better in it.

We market all our berries, both locally and for distant shipments, in fifteen basket trays, having discarded the thirty-basket crate many years ago. The first cost of the trays is much less than for crates. They are much cheaper to handle in the field and at the shed, saving much valuable time. The berries carry better in them because they are made to just fit the baskets, leaving no space for berries to fall through. The berries can be displayed better in trays because all the baskets are in sight, while in the thirty-basket crate only ten baskets can be seen. It also often happens that a customer does not want to buy a whole crate, but will take a tray which is just half of a crate.

You will find that handling your berries in trays will be cheaper, that it saves time and that your package will be more attractive.

The trays are made with cleats on each end of the bottom so that they nest together and will stack up and cannot come apart without being lifted up. In hauling to market one cover is used on top of each stack. In shipping by express the trays are cleated together in stacks of three or four with one cover on top.

In ordering baskets be sure to mention whether you want eight-ounce or twelve-ounce baskets and whether you wish them shipped by freight or express. Strawberries are all put up in twelve-ounce baskets, and nearly all the bush berries are put in the eight-ounce size. There are still a few growers who put blackberries in the larger basket during the part of the season when the prices are cheapest. We are using eight-ounce baskets for all varieties of bush berries and find that the berries carry better, keep better and sell for a little more money when packed this way.

Prices—Tin top baskets, either eight or twelve-ounce size, per hundred, **75 cents**; per crate of one thousand, **\$6.00**. Five-pound fruit baskets, per hundred, **\$2.00**.

Trays, when made up and taken from our shed, are, each, **12 cents**; per hundred, **\$10.00**; knocked down they are, each, **10 cents**; per hundred, **\$8.00**; per thousand, **\$75.00**. Covers are **6 cents** each. If ordered shipped, add **one cent** per tray for packing and hauling.

In ordering trays, state whether you are going to use eight or twelve-ounce baskets in them, as the trays are deeper for the deeper baskets.

For your convenience in figuring shipping costs: Trays weigh about two pounds each. Eight-ounce baskets weigh about thirty-five pounds, and twelve-ounce baskets weigh about fifty pounds per thousand.

The above prices are based on the present price of lumber (October, 1927). Should lumber prices vary, either up or down, in the spring, our prices will vary accordingly.

Gloves for Picking Berries

We have found that goat skin gloves are the only all leather gloves which are tough, light, pliable and cheap enough to be practicable for berry picking. If you cannot get these from your local dealers, we can supply them at **60 cents** per pair, or for **\$6.25** per box of one dozen pairs of assorted sizes, post-paid. The price of these at our shed

is **50 cents** per pair. These gloves come in both men's and women's sizes. Please state the number of pairs of each wanted when ordering. Give the pickers these gloves with the fingers cut about half off and they will get many more berries from inside the vines than without gloves, and they will not hang like canvas gloves.

Answering a Few Questions Most Often Asked Us About Berry Growing

Irrigation—No set rules can be laid down which will hold good in all cases because of the difference in climate and soil in the various sections. We have given the distances for planting with each variety. We irrigate about once each week during the picking season and about once in three or four weeks during the balance of the year, except in the rainy season. Some soils will require water more often than this, especially for strawberries, while others may need it less often. Give them a thorough irrigation when you do irrigate. The one main consideration is to keep your plants growing thriftily through the entire summer. We have to get a large vine growth in order to be able to get a heavy crop, so if it takes more water to get a vigorous vine growth, use it. Water well at the end of the picking season and again immediately after pruning, which should be done just as soon as the crop is picked. This gives the vines a good thrifty start at a time in the summer when they will grow very fast.

PRUNING — *Macatawa*, *Crandall*, *Advance* and other bush type blackberries require no pruning the first summer. They grow pretty much on the ground the first season, but stand in bushes after the first year. The following spring after the plants are set, new, stiff, upright canes come up through the plants, and these should be headed back to the height it is desired to have the bushes, just before commencing to pick. This gets them out of the picker's way and makes the framework for next year's bush. Then when the crop is all picked all the old wood that has borne berries should be cut out at once.

Dewberries (and Advance blackberries if trellised) should be left on the ground the first season until July or August when they are put up on low trellis. No pruning is required until the berries start ripening, when all the new wood is cut off to facilitate picking. As soon as the crop is off, the whole vine is cut off level with the ground with a hoe; no other pruning being needed.

Youngberries, Loganberries and Mammoth Blackberries require a high trellis (four to five feet). They are grown on the ground the first season until they are long enough to go up on the trellis. No pruning is usually necessary until the crop is picked, when all the old wood that has borne berries is cut from the trellis and off at the top of the ground. The new wood which has grown during the spring is trained parallel with the rows under the trellis and is put up on the wires when the old wood is cut off. In some sections the new canes of the Logan and the Mammoth are left on the ground until February and put on the trellis then to prevent sunburning.

Raspberries, both red and black—If wire trellis is used to help support them, will require no pruning the first summer, but should be headed back considerable (at least one-third the length of the canes) in February. If they are to be grown without trellis, the ends should be pinched from the new canes before they are two feet high, or long, to make them branch and to stiffen them up. The branches are then cut back in February to three to five buds. All suckers that come up should be hoed out regularly, and as soon as the crop is picked the old wood is all cut out and the new handled as before. If too many canes grow, the weaker ones should be cut out when doing the heading back in winter.

With Himalaya Blackberries only four canes should be allowed to grow from the start. They should be trained on high trellis, of two wires, with one cane each way on each wire. The canes are headed back when they reach the next bush (about ten feet). No laterals should be allowed to grow between the ground and where the cane reaches the wire. These main canes are left year after year, like eastern grapevines, and all laterals are cut back in the winter to two or three buds.

Corey Thornless—We believe the best way to handle Corey Thornless

blackberries is as follows: The first year leave the canes on the ground, but keep them pushed over in line with the rows, so that they can be irrigated and cultivated. Then in February put the canes up on a high trellis, saving only four or six of the best canes and cut these selected canes off at about eight feet long. If they have branches cut them back to about one foot long. Immediately after the crop is picked cut the whole vine off just above the ground and leave the new canes that grow right down on the ground until the following winter when they should be thinned out and headed back as mentioned above and put up on the trellis.

There are as many different methods of pruning as there are different growers. The plans suggested here of handling the different varieties are only suggestive, but have proved satisfactory under most conditions. Each grower works out details that suits his own taste and convenience.

Time to Plant—Strawberries may be planted any time from October until April. All varieties of bush berries should be planted after the first of January and before the last of April. Occasionally we have seen fair results obtained, if the conditions were all favorable, when planted even later, but we do not recommend it. During the usual season and under average conditions February is the one best month for planting all kinds of berries.

Fertilization—On nearly all soils it pays to fertilize berries. For bush berries, if manure is scattered on the ground between the rows and irrigated and cultivated in, during the fall and winter, and the ground is not allowed to dry out, it is hardly possible to use too much. From five tons of poultry manure to twenty tons of barnyard manure will usually give excellent results and will pay. If manure is not available half a ton of blood, tankage, or fishmeal, or a good complete fertilizer usually will give good results. And either of the above mentioned commercial fertilizers is better for strawberries than manure. The commercial fertilizers should not be put on nearly as early as the manure, usually not until growth starts in the spring. The exact time depends on the availability of the material used. For instance blood should be applied later than tankage.

Trellising—For trellising we have found that it pays to only use redwood posts. We use heavy end posts (not lighter than three by four) and carry the strain all on the end posts. We put the end posts all in the ground except one foot and fasten the wires close to the ground, and then set our first inside post only about ten feet from the end, then raise the wires up to the desired height, which makes them very tight. Inside posts (which only hold up the wire) may be as light as two by two redwood, and may be spaced about twenty-five feet apart. No. 14 galvanized wire is satisfactory.

SPRAYING — In the past berries have required very little spraying in California. During the past few years a microscopic mite known as the blister mite is becoming bad in many sections of this State. This mite enters the blossoms of all the later sorts of blackberries and cause sections of the berry to remain red after the balance of the berry is ripe. In all sections where this condition has appeared all varieties of blackberries, except the Advance and possibly the dewberries, should be sprayed. The Advance and the dewberries blossom very early and, so far as we know, have never been attacked by the blister mite. For this trouble spray in the spring, just when the leaf buds are starting to open with lime-sulphur, one to ten. That is, one gallon of commercial liquid lime-sulphur to ten gallons of water, or if you use the dry lime-sulphur, use fourteen pounds to one hundred gallons of water. Now the above is dormant strength and will burn if used after the plants are leafed out, but should be used just when the leaf buds are starting to open and none of the leaves are more than one-half inch long. A thorough job of spraying at this time will get almost perfect control. In bad cases, or, to get absolute control, a second spraying should be given when the berries are about half through blossoming. This second spraying consists of five pounds of soluble, or wettable sulphur to one hundred gallons of water. For Himalaya blackberries which blossom over a very long period, two or three sprayings during the blossoming time are advisable.

To control the white scale (rose scale), which gets on the canes near the ground and sometimes becomes quite bad, spray during the dormant

season with one of the refined lubricating oil sprays, such as Volk or a number of others on the market. Use at the rate of two gallons to one hundred gallons of water and keep it well mixed.

If any other conditions should ar-

rise which require spraying, we would suggest that you write for the bulletins listed in the back of this catalog and also take the matter up with your local horticultural commissioner. If at any time we can be of any help we will be glad to do so.

Helps for Berry Growers

During the course of a season we receive a very great many letters asking information concerning berry growing, and while we are always glad to answer these questions as best we can, sometimes it would take many pages to answer completely. It is impossible, in as small a book as our little catalog, to give very complete directions for planting, irrigating, pruning, and caring for all the differ-

ent varieties of berries. The University of California at Berkeley, and also the Department of Agriculture at Washington, issue a number of circulars and bulletins on growing the different varieties of berries which will be mailed to you absolutely free if you will ask for them. These give a great deal of detailed information which is illustrated with pictures, making them very easy to read.



You can send to University of California, College of Agriculture, Berkeley, Calif., for Circular No. 164 on Small Fruit Culture in California.

Circular No. 154 on Irrigation Practice in Growing Small Fruits in California.

Circular No. 265 on Plant Disease and Pest Control.

Bulletin No. 399 on the Blackberry Mite—the cause of red berry disease.

By writing the Department of Agriculture, Washington, D. C., you can get the following bulletins:

Farmers' Bulletin No. 643, Blackberry Culture.

Farmers' Bulletin No. 728, Dewberry Culture.

Farmers' Bulletin No. 887, Raspberry Culture.

Farmers' Bulletin No. 998, Culture of the Loganberry.

Farmers' Bulletin No. 1458, Strawberry Diseases.

Farmers' Bulletin No. 1027, Strawberry Culture.

Farmers' Bulletin No. 1043, Strawberry Varieties.

Farmers' Bulletin No. 1398, Currants and Gooseberries. This last one will explain why we do not grow currants and gooseberries commercially in Southern California.

Farmers' Bulletin No. 1488, Diseases of Raspberries and Blackberries.

In addition to these bulletins the University of California gives two correspondence courses, one on Strawberry Growing and one on Bushberry Growing. These come in seven lessons each and are really good. Each course only costs \$2.00, and is open to everyone. If interested address Division of Agricultural Education, University of California, Berkeley, California.



The One Best Rhubarb

Cherry Giant—After trying the common varieties of rhubarb and finding them unprofitable; four years ago we paid \$80.00 per hundred for our start of Cherry. It proved profitable from the start. Since that time we have been increasing our planting as fast as possible until this season we have a limited number of plants to offer our customers. This fine rhubarb grows throughout the entire year and except for a short time in the warmest part of the summer the stems are a beautiful cherry red their entire length. It is a little less acid and better flavored than other sorts and even if it were not better, its beautiful red color would sell it. The stems are very large, but so tender that they do not require peeling, when cooked. It is a

very heavy yielder; two plants, if well cared for, is ample to supply an ordinary family with all the rhubarb they can use every week in the year. Commercial growers are finding that the market is demanding this red rhubarb more and more each year. It cannot be grown from seed, but has to be propagated by subdividing the plants, which makes it more costly than some of the common varieties. It is sure worth the difference, though, because after once getting a start you can always increase your planting by subdividing, thus always having an increasing number of this superior rhubarb.

Prices—Each, 50c; 10, \$4.00; 100, \$36.00.

A Few Letters from Our Customers

Ridge Garden, Carlsbad, Calif., May 31, 1926.
MESSRS. PRESTON & KNOTT
Buena Park, Calif.

Dear Sirs:

I think you might be interested to know how my Advance blackberry plants fared their first year. I made my first commercial picking (a light one) on March 8th, and my last about ten days ago and in all I have picked very nearly five thousand baskets. The smallest price was \$1.50 per twelve basket tray. Including the sale of some plants locally I have taken a little over \$800.00 from something less than an acre. I have increased my acreage considerably from my own stock and feel most optimistic about the future of the Advance in this neighborhood.

Very truly yours,

A. MAUD THOMAS.

Santa Ana, Calif., April 14, 1927.
PRESTON & KNOTT, Buena Park, Calif.

Dear Sirs:

Would like to have you send me two hundred berry baskets. The thousand New Oregon strawberry plants I purchased from you last February 11th looks fine, have picked nine or ten quarts to date.

Sincerely,

EVERETT T. DUNN.

San Jacinto, Calif.
MESSRS. PRESTON & KNOTT,

Buena Park, Calif.

Gentlemen:

I am very much pleased with the growth of the dewberries and the Advance blackberries so far. The Advance have made a heavy growth and are loaded well with berries, even better than I anticipated.

Thanking you, I remain,

Very truly, yours,

J. C. CRAMER.

Route 1, Box 40, Downey, Calif.

Downey, Calif., Feb. 1st, 1927.
PRESTON & KNOTT, Buena Park, Calif.

Gentlemen:

Last May I bought one thousand Advance blackberry plants from you and I never lost a plant. They were planted a little late, but they made such growth that I will get a fine crop this spring. Also the Klondyke strawberry plants were as nice as any I ever got in the east. I will certainly advise anyone who is thinking of planting either kind of berries to talk to you before planting.

A satisfied customer,

G. A. PONDER,

Box 592, Ceres, Calif., Jan. 21st, 1927.
PRESTON & KNOTT, Buena Park, Calif.

Gentlemen:

Berry plants which I ordered from you reached this office promptly and in A No. 1 condition. They lay in the postoffice here three days—owing to rather tardy inspection at this place. And yet they were in good shape when I got them. The quality of the plants was good and the Improved Logan, the Macatawa, and the LaFrance raspberries were extra fine.

Yours very truly,

F. E. SMITH.

Jamacha, Calif., Feb. 4th, 1927.
PRESTON & KNOTT,

Gentlemen:

I am enclosing check for another hundred Youngberry plants if you have them to spare. The others came in fine shape and are splendid plants.

Yours respectfully,

I. ASBECK.

PRESTON & KNOTT
Buena Park, Orange County, California

PRESTON & KNOTT

**Buena Park
Orange County
California**