

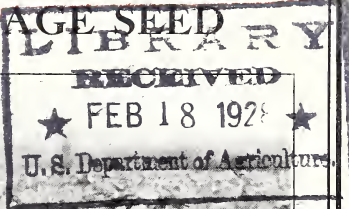
Historic, Archive Document

Do not assume content reflects current scientific knowledge, policies, or practices.

62,71

NORTHERN GROWN

STATE TESTED CABBAGE SEED



Reed Bros. Danish is sure to head no matter how thick they are set.

WILL 1928 BE A GOOD CABBAGE YEAR?

That one extreme follows another is quite true. 1927 saw the largest crop of cabbage in years. What about 1928? We have had many men say our cabbage seed was worth \$50.00 per lb. because of its sure heading qualities, especially in the poor years when the weather was not favorable for many strains to head and this is always when the price of cabbage is high.

“Many a man has gone on the rocks
By buying cabbage seed from the common box.”

CONTENTS

	Page		Page
Reed Bros. Short Stem Danish.....	2-3	Lime for Killing Club Root.....	10
Glory of Enkhuizen.....	6	Cabbage Plant Setter.....	11
Red Danish (Mammoth Red Rock).....	7	Cabbage Shears for Cutting Fodder.....	12
Copenhagen Market.....	7	Knife for Cutting Cabbage Heads.....	12
Cabbage Culture and The Seed Bed.....	8-9	Reversible Tool Steel Harrow Points.....	14
Diseases and Insect Pests.....	9-10	Ithacan Oats.....	15

Take time to read what others say about our strain on pages 4 and 5

REED BROTHERS

Danish Cabbage Seed Specialists

CORTLAND, N. Y.

1928—NINETEENTH YEAR—1928

D. N. Shoemaker

DESCRIPTION OF REED BROTHERS

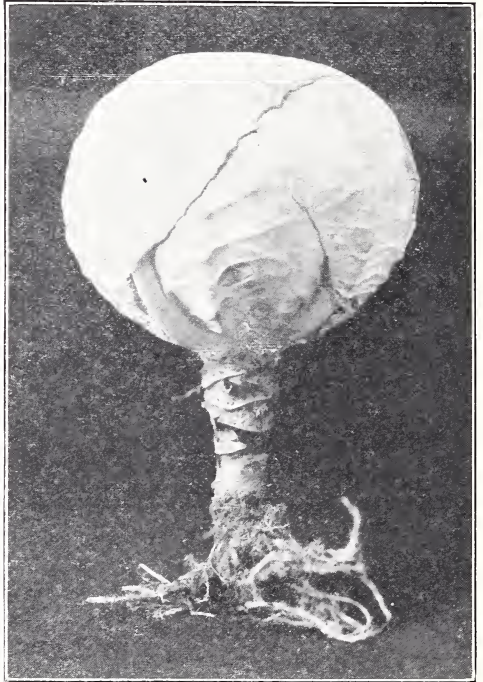
Short Stem Danish Cabbage

OUR OWN STRAIN

TYPE—Heads of true Danish type, extremely hard, good depth, with slightly tapering base. This makes cutting very easy, as heads can be cut all trimmed with one stroke of the knife. This strain produces LARGE SOLID heads of uniform type. We know of no other strain of Danish as well typed. The extreme overlapping of the wrapper leaves to the heads make it a very desirable STORAGE CABBAGE. If stored late enough to make trimming necessary, the removal of one or two leaves gives a neatly trimmed head with a small per cent of waste. It is an exceptionally fine keeper. It cannot be otherwise, for by our method of growing seed from SELECTED MATURE HEADS, only those that will keep until sometime in May can be set for seed.

Heads Crack-Proof—Hard as a Rock—The unusual overlapping and crowding in of the leaves forming the head cause these two very desirable features. Even in the poorest years when other strains are soft, ours will be hard and solid. We never knew of its failing to form hard heads.

Habit of Growth—The plant is a rapid grower, having a short stem and large leaves. Thus the ground is quickly shaded in a dry season, which is very essential in preserving moisture. During the past eighteen years our yields have not fallen below 20 tons per acre and some years up as high as 30 tons. During all this time we have been selecting only the BEST mature heads for seed stock. No wonder it is the most PROFITABLE Danish cabbage in existence today. A little tint of color on top of the head also adds to its market appearance.



REED BROTHERS' DANISH

STATE GERMINATION AND DISEASE TEST

A NEW YORK STATE test of our Seed shows the germination to be about 95%. No disease could be found in our Seed.

PRICE (Order Sheet on Page 13)

1 lb. \$10.00; ½ lb. \$5.00; ¼ lb. \$3.00; 1 oz., 80c., postpaid. We will send seed C. O. D., postpaid; or book orders for future delivery.

EACH year the dealer and city consumer is getting more critical as to the size and quality of Danish Cabbage. Our strain is adapted to meet this condition. In this section last fall the buyers went around early and contracted the most desirable field. Invariably these pieces were where our Danish seed was used.



COMMON DANISH CABBAGE
CUT IN HALF

REED BROS. DANISH CAB-
BAGE CUT IN HALF

IS REED BROS. DANISH CABBAGE SEED WORTH THE PRICE?

READ THE FOLLOWING TEST

The table published below, taken from a copy of the "THE FARM BUREAU NEWS" will answer this question. We have a copy of this paper on file and will be pleased to show it to any one or furnish a list of the seed houses whose strains of cabbage were used in the test.

	Percentage of Heads not Marketable	Tons per Acre of Marketable Heads
No. 1 Variable in size, shape and solidity, flattened.....	22%	13.38
No. 2 Variable in size, shape and solidity, flattened.....	24%	13.75
No. 3 Small in size, variable in shape, size, flattened.....	16%	11.52
No. 4 Small in size. Variable in shape, size, flattened.....	16%	11.75
REED BROS. VERY GOOD IN SIZE, SHAPE, SOLID, ROUND.....	NONE	17.88
No. 6 Flat, loose. Good only for Kraut.....	32%	
No. 7 Flat, loose. Good only for Kraut.....	48%	
No. 8 Small, round, loose, not desirable.....	12%	12.06
No. 9 Seed did not germinate.		
No. 10 Flattened, variable in size, shape and solidity.....	20%	13.78
No. 11 Flattened, variable in size, shape and solidity.....	44%	8.70
No. 12 Flattened, variable in size, shape and solidity.....	20%	12.41

In the above test REED BROS. DANISH produced a crop of ALL MARKETABLE HEADS, also from 4 to 9 tons more in yield.

Should cabbage bring only \$5.00 per ton, a person might better use REED BROS. DANISH SEED if it cost \$20.00 per lb. Its QUALITY and YIELD can be relied upon every year.

We did not know the above test was being carried on until we received a copy of the paper. The seed used was just what we sold to every one. Reed Bros.

OUR STRAIN WILL FORM HARD SOLID HEADS UNDER POOR CONDITIONS WHERE NO OTHER STRAIN IN THE WORLD WOULD EVEN HEAD AT ALL.

READ THE TESTIMONIALS ON THE FOLLOWING PAGES

READ WHAT OTHERS SAY

WE ARE PUBLISHING HERE A FEW OF THE MANY TRUE LETTERS WE HAVE RECEIVED FROM SATISFIED USERS OF OUR CABBAGE SEED. SURELY THESE SHOULD CONVINC ANY MAN OF THE VALUE OF OUR SEED. WE MIGHT ADD THAT WE HAVE ENOUGH MORE TO FILL THE ENTIRE CATALOGUE.

Reed Bros:
Cortland, N. Y.,
Dear Sirs:

Brantford, Ontario, Canada, Jan. 14, 1927.

We think it only fair to you that you should know of our success last year with your short stem Danish Cabbage.

From 10 acres we realized over \$2,000.00 besides what we used for 2,000 head of poultry. It is the truest to type of any seed we have ever had.

Signed, Brantford Poultry Limited,
J. F. Schultz and Three Sons.

Marcellus, N. Y., Jan. 24, 1927.

Dear Sirs:

I have been using your high grade seed for two years. Last year I bought a pound and one half and sold \$20.00 worth of plants besides setting enough to sell \$1,500.00 of market cabbage. The finest grown in this section. I will not gamble with other seed that is on the market as I know what yours will do. Please book my order again.

Yours truly, J. J. C.

Reed Bros:

Bangor, Maine, Feb. 17, 1927.

Dear Sirs:

Have used your strain of Danish cabbage two years and can say it is O. K.

Yours truly, B. F. B.

Reed Bros.

Ransom, Pa., Jan. 1, 1927.

Gentlemen:

Please send me your new catalogue. I bought your seed last year and was well satisfied with it.

Very truly yours, G. E. J.

Wolcott, N. Y., Feb. 23, 1927.

This gentleman writes "we had an extra nice piece of cabbage from your seed last season. Thank you."

Signed, M. S.

Lyons, N. Y., Jan. 11, 1927.

Gentlemen:

Please accept my order for 1 lb. of your Short Stem Danish cabbage seed. I had a splendid crop from your seed last year. Your seed outyielded imported seed used by my neighbors fully 5 tons per acre.

Yours truly, J. C. E.

Red Creek, April 26, 1927.

Gentlemen:

I have used your cabbage seed 3 years and have had better success getting plants as well as a better crop in the fall than from any other seed I have ever used.

Yours, C. F. D.

Renfew, Pa., March 4, 1927.

Dear Sirs:

Inclosed please find my cabbage seed order. I conducted one of the seed tests through the Farm Bureau. The results are, Reed Bros. Danish won above all others.

H. K. D.

Leetonia, O., April 2, 1927.

Dear Sirs:

I am sending you my order for cabbage seed. I tried it last year and it was the best I think I ever raised.

Yours truly, E. H. H.

Reed Bros, Cortland, N. Y.,

Pittsford, N. Y., March 8, 1927.

Gentlemen:

Inclosed please find our seed order. We grew the best in quality as well as the most in quantity that went into our storage here. The storage firm will tell you so. Naturally we come back for more seed.

Yours truly, H. C. K. & Scns.

Moravia, N. Y., Feb. 14, 1927.

Reed Bros:

Last year I did not grow cabbage but in 1925 my neighbors helped me harvest and they all said your strain was the best they had ever seen.

Signed, E. G. S.

TESTIMONIALS

Knowlesville, N. Y., Nov. 22, 1927.
 This gentleman writes: "I will want several pounds of your seed to use next year. You may remember the 8 acre field you saw at my place last summer. They were all set with your Masters hand setters and never filled in afterwards. Practically every plant set made a good hard head. Your estimate of the yield made in August was quite accurate as I cut a little over 20 tons per acre. I am satisfied that cabbage is no exception to the rule. "It pays to use good seed."
 Sincerely yours, O. L.

Sauquoit, N. Y., Dec. 29.
 Reed Bros:
 I had a good crop this past year where others failed. I want seed again this coming year.
 Mrs. C. N.

Barberton, O., May 16, 1927.
 Gentlemen:
 I grew the best cabbage on our market from your seed. I can sell it to better advantage than my neighbors when the market is dull.
 Yours truly, W. F. H.

Bellwood, Pa., May 19, 1927.
 Reed Bros.; Cortland, N. Y.
 Gentlemen:
 The plants from your seed are coming fine. Looks as if every seed grew.
 Yours truly, H. F. C.

Vernon, Conn., May 1, 1927.
 Gentlemen:
 Inclosed please find my order for cabbage seed. I have used your seed three years and am more than satisfied.
 Yours truly, J. K.

Batavia, N. Y., Oct. 10, 1927.
 Reed Bros:
 Dear Sirs:
 Please book my order for cabbage seed again. The crop from your seed was very good this season.
 Yours truly, J. E. StJ.

Warriors Mark, Pa., Sept. 26, 1927.
 Reed Bros., Cortland, N. Y.
 Gentlemen:
 I set 30,000 plants from one pound of your seed and will say they are hard to beat. I want seed again.
 C. W. B.

Bangor, Maine, Dec. 30.
 Reed Bros., Cortland, N. Y.
 Gentlemen:
 Please give me prices on your cabbage seed again. I had a very fine crop last season.
 Very truly yours, F. G. B.

Honeoye Falls, Jan. 6, 1927.
 Gentlemen:
 Inclosed is my seed order. We had two acres last season and got 36 tons. R. B.

Batavia, N. Y., Jan. 8.
 Reed Bros., Cortland, N. Y.
 Dear Sirs:
 We raised your short stem Danish last season and had a good crop. Please save us 3 lbs. of seed again.
 Yours truly,
 E. O. & R. J. Y.

Honeoye Falls, March 8, 1927.
 Reed Bros.:
 Good Morning:
 Here comes a new customer for a little Danish cabbage seed. Your seed is recommended by my nearest neighbor. I have noticed for several years he has raised better quality, harder heads and also had a larger yield than I.
 Yours truly,
 H. E. B.

Frazeysburg, O., March 20, 1927.
 Reed Bros.:
 Danish Cabbage Seed Specialists:
 Last year I got some of your Danish cabbage seed. I have never used as nice cabbage and still have a quantity on hand now, solid, crisp and white. It is the best cabbage grown I think.
 B. H.

Rockford, Ill., Jan. 10, 1927.
 Reed Bros.:
 Gentlemen:
 Received your catalogue. I am back from California. Want to say your cabbage did well out there.
 Sincerely yours, C. S. C.

GLORY OF ENKHUIZEN

FULLY one half of all cabbage used for kraut are Glory. It has been gaining in popularity for many years and now stands at the top of the list.

It is too well known to hardly need description, however there are strains that are better than others. We believe the one we are offering has no equal. The heads are deep and practically round. With liberal fertilization and good culture one can readily get 30 tons per acre from this strain. It is one of the very best for early Fall shipping.

The growers who produced our seed of this strain sent us the picture shown here. You will note the head is nearly as solid as our Danish. The heads hardly ever burst.



PRICE

1 lb., \$4.00; ½ lb., \$2.25; ¼ lb., \$1.25; 1 oz., 40c., postpaid. We will send seed C.O.D., postpaid; or book orders for future delivery if you wish.

RED DANISH

or MAMMOTH RED ROCK

WE believe this strain of red cabbage to be the best commercial one we have ever tried. We say this from experience as we have tested every commercial strain obtainable. We have already worked 10 years on a strain of red of our own but will not have any seed to offer for a year at least. The strain we are breeding will yield nearly as much as our White Danish. A small test field cut 20 tons per acre last year.

The commercial strain we are here offering gave us a yield of nearly 15 tons per acre last year which is very good for red cabbage.

The color is very dark and the plants head quite uniform. It does not seem to burst badly as is the case of many red strains on the market. With early setting and well prepared soil heavily fertilized this strain should give very satisfactory results.

The heads are deep being nearly round.

PRICE

1 lb. \$4.00; ½ lb., \$2.25; ¼ lb., \$1.25; 1 oz. 40c., postpaid. We will send seed C. O. D., postpaid; or book orders for future delivery if you wish.

COPENHAGEN MARKET

WE have grown a small acreage of this strain of Copenhagen for a number of years and can say it is very fine. 25 tons per acre is not at all uncommon. The heads mature in 80 or 90 days from setting. It is used very extensively in the kraut section. The heads are extremely true to type. No matter how large the field, every one will be found the same. Under good cultural methods it grows IMMENSE crops, and is a very sure header under conditions which are rather adverse.

The heads are very firm and may be cut at any time they attain suitable size. The stem is short. Quality of this cabbage is excellent for any purpose. Likewise its keeping qualities are very fine for a cabbage in its class.

For the dairyman where the Danish are grown more extensively, a small field of this variety for early feeding is very profitable. The plants may be set very thick and still be sure of good heads.

PRICE

1 lb. \$4.00; ½ lb., \$2.25; ¼ lb., \$1.25; 1 oz., 40c., postpaid. We will send seed C. O. D., postpaid; or book orders for future delivery.

CABBAGE CULTURE

We are so frequently asked about our methods of cabbage culture we have decided to print the following general suggestions:

Amount of Seed to Use Per Acre

This question is asked more than any other about the crop. We have given it careful study and for many years have advised $\frac{1}{2}$ lb. for each acre to be set.

While this may be a little excess some years, insects and weather conditions so often reduce the stand, it is not safe to use less. The most important thing is to have plants enough so as to have "First Pick" as these plants always produce the largest yields.

So many replies, "Thank you for your advice" have come to us that we are very sure our rule is correct. Should you have a few extra, put up a sign, "Cabbage plants for Sale" and one year with another you will sell enough to more than pay for your seed.

SOILS ADAPTED TO CABBAGE

The cabbage thrives upon almost any soil that is reasonably dry. Those of the gravelly nature are apt to lack moisture in a dry season. Low lands which flood are pretty sure to contain the slime mold disease, "club root," and should not be used for cabbage or cabbage plants. A great many growers prefer sod ground, but the crop may be sown upon land which was used for other crops than cabbage or one belonging to that family the year previous. Usually such land will need a little more liberal supply of fertilizer.

Allowing stock to roam over the farm is a poor policy if cabbage growing is expected to be followed. Animals easily scatter diseased manure and track diseased dirt to new fields. No soil should be used for plant growing or the crop oftener than once in 5 or 6 years.

THE SEED BED

Locating, Fertilizing and Sowing

The greatest tonnage is secured by sowing the seed and setting the plants EARLY. For Central New York this would make the seed sowing the fore part of May and setting about the middle of June.

Locating the seed bed where it is exposed to the WEST or NORTH wind is advised in controlling the cabbage maggot and flea beetle, as early insects hover in warm spots and shun cold locations.

DO NOT put the crop or seed bed upon the same ground oftener than once in six years else club root is liable to develop. **Club root is not carried on the seed.** (See Diseases.) Do not use manure from stock eating cabbage or cabbage leaves. Plowing or dragging a seed bed with tools which have just been used on an old cabbage field is apt to spread disease. (See Diseases.)

For a seed bed sown broadcast use 2,000 to 3,000 sq. ft. of ground per lb. of seed. Apply to this spot 100 lbs. of some complete fertilizer, such as 2-10-4. (See Lime.) Broadcast the fertilizer and drag it in. Avoid the excessive use of fertilizer, especially nitrogen. Sow the seed shallow, doing the work only when the ground is dry. Seed sown in rows can be treated for the cabbage maggots.

Don't Sow your seed too thick. Plants growing too slow about June 1st may be hastened by scattering on a little hen manure. Be SURE it is free from cabbage diseases. Manure off the dropping boards under the roosts is fairly safe if no cabbage is being fed. Keep a little on hand.

Killing Seed Bed Diseases and the Cabbage Maggot with Corrosive Sublimate

Maggots and using soil for a seed bed which has a little disease in it are causing great losses to cabbage growers, and the toll seems to be on the increase. It is almost impossible for a man to be certain the spot he is selecting for a seed bed does not contain Club Root or some other disease. Since the seed bed is the foundation for the entire crop it is very important it should be CLEAN.

Sow your seed in rows and when the plants are all well up, at least a week old, apply to every 30 ft. of row, at the base of the plants, 1 gal. of corrosive sublimate solution made by mixing 1 oz. of Powdered Corrosive Sublimate to 10 gals. of water. Repeat the application in about 1 week and again in about 10 days, making 3 applications in all. Use a 2 or 3 gal. watering pot which has the sprinkler removed and the spout plugged to give a solid stream 9-16 of an inch (about the size of your finger.) It is convenient to make the rows 60 to 90 ft. long, then 2 or 3 gallons will just cover a row. Applying the solution while walking out and back on the same row seems to allow more of it to soak in at the base of the plants than applying it all walking one way.

This method seems to be a sure protection against maggots if pains are taken to soak the ground thoroughly around the plants. It will also kill all disease in the dirt around the plants

which gets soaked with the solution. However we do not recommend any ground for a seed bed which is not thought to be clean. If a seed bed is chosen where disease is present there is always danger of infection. The dirt between the rows containing disease is liable to be washed or cultivated upon the plants.

Dissolve corrosive powder in a small amount of hot water first, then add enough cold to make desired amount of solution. This treatment is no good if not started before the plants are several weeks old.

FERTILIZATION OF THE CROP

For average land use 12 to 15 tons manure per acre and 600 lbs. phosphoric acid and 100 lbs. potash, or 700 lbs. of 10-8 fertilizer. If no manure is at hand use liberal amount of complete fertilizer. Broadcast all fertilizer and drag it in. (See Lime.)

Fertilization is one of the important things in cabbage culture, as the **texture, shape and size of heads** in a strain can be greatly changed by the lack or over-supply of fertilizer. Usually the hill lands or knolls in a field will need more fertilizer and one higher in nitrogen than the flat or valley lands. We doubt the advisability of using any nitrogen on the richer lowlands or where clover or alfalfa sod is used for cabbage. Land lacking in potash or farms where it has not been used generally, a little added to the cabbage fertilizer will help to round out the crop.

FIELD PREPARATION VERY IMPORTANT

Fall or early spring plowing is always desirable then AS SOON AS THE GROUND IS FIT IN THE SPRING, DRAG IT OVER. Keep dragging once a week until setting time and you will conserve all the early spring moisture, also germinate and kill most of the weeds in your soil. DON'T plow, drag, or set cabbage when the ground is too wet.

Late setting, late fitting and poor fertilization always spell poor crops.

Growing 20 to 30 tons of cabbage per acre means a plant growth of 30 to 40 tons. Remember no plant can take from the soil for its growth what is not there to take.

SETTING

Size of Heads.—This is becoming VERY IMPORTANT. In many sections dealers are paying \$2.00 per ton more for heads of proper size. The grower can control the size of heads almost entirely by TIME OF SETTING, PROPER SPACING, PROPER FERTILIZATION AND MOISTURE CONTROL.

Our strain of Danish is a free grower and will stand a little thicker setting, therefore a HEAVIER YIELDER. We prefer setting in rows both ways. If our ground is well fertilized and the plants are ready early, we space the rows 30 inches apart one way by 20 inches the other. This uses about 10,600 plants per acre. One setting early on rich, well fertilized bottom land might space 30 inches by 18 using about 11,500 plants per acre. For conditions not as favorable rows may be 3 ft. by 20 inches using about 8,700 plants per acre or 3 ft. by 24 inches using about 7,200. Gravel soil requires wider spacing of plants, more fertilizer and better moisture control.

Our setting dates are from June 10th to 20th. July set Danish seldom make very heavy yields. However, if one has taken pains to drag his ground once a week and weather conditions furnish sufficient moisture, good crops may result. Early setting brings a crop to its fullest maturity, but where cabbage are intended for storage those not too ripe are just as desirable. Usually thick setting retards maturity somewhat.

The market demands a medium sized head, 3 to 6 pounds. Please the trade and it will patronize you.

CULTIVATION

Frequent shallow cultivation is most desirable, once a week if possible. Choose the heat of the day when the leaves are large to prevent breaking them. When leaves are large use a walking cultivator with hoe steels for rear teeth, which extend horizontally under the leaves. Hoe steels are listed in Planet, Jr. cultivator catalogue. Continue cultivation all during the season. Cabbage are making their most rapid growth in the fall.

CABBAGE DISEASES

In combatting cabbage disease, not getting disease started is the BEST CURE.

Most cabbage diseases live in the soil from year to year once they get started, therefore at least a six-year rotation of the cabbage crop and seed bed is very advisable. There are four diseases which live for several years, i. e., Black Rot, Black Leg, Yellows and Club Root. Club Root is easily caused by growing too often on the same ground. Even dirt from an old cabbage field which contained no club root will cause the disease. All means of spreading dirt from an old field to a new one should be avoided. Low lands which flood invariably contain the disease, also those badly infested with mustard. It is very easily spread from a diseased seed bed, but can NEVER be carried on the seed.

Where STATE TESTED seed is used, one should have very little worry about other diseases unless they are already in his soil. However, there is danger on farms infested with MUSTARD, as this weed belongs to the cabbage family and has power to keep disease propagated from year to year.

By far the greater part of all disease comes from the seed bed as one continues to grow the cabbage crop the danger of some sort of infestation increases. See killing seed bed diseases page 6.

LIME FOR CONTROLLING CLUB ROOT

THE Pathology department of Cornell University, Ithaca, N. Y., has been working on Club Root control by the use of lime. This disease is a slime mold organism of the soil and each man is largely responsible for its presence. It will develop on any cruciferous plant or weed, and is usually present in low damp places or any land along a stream which is flooded some time during the year. Growing any plant or weed related to the cabbage too often on the same soil will cause it to develop. Here is where mustard is making trouble for cabbage growers as it belongs to the cabbage family. Special care should be taken not to locate a seed bed where there has been mustard unless the soil has been treated with lime for club root. The following little rhyme illustrates how long mustard seed will live in the soil.

“Seeds that mustard plants sprinkle,
Sleep a while like Rip Van Winkle.
Nineteen forty-seven or eight
They will likely germinate.”

Sufficient lime in the soil will kill club root but it takes at least 2 months for the lime to act. Land intended for a seed bed should have the lime applied in the fall. It has lately been found that seedlings do better on soil limed at least 6 weeks previous to seed sowing. Enough lime must be applied to sweeten the soil up sufficient to grow alfalfa successfully in order to kill club root. Don't think because a few spears of alfalfa grow on your land that it has lime enough in it to kill club root. HAVE IT TESTED. Your Farm Bureau Manager can do the testing. Don't guess at it but be sure especially with your seed bed. This means you must start in the Fall.

INSECT PESTS

Cabbage Worms.—Cabbage well taken care of are seldom damaged by worms, as they grow so fast little injury can result. However, small acreages may be damaged to some extent. The leaf-eating worms hatch from eggs laid by cabbage butterflies. If the plants are not heading, dust while damp with poison dust suitable for potato bugs. If plants are heading use hellebore.

Cabbage Aphis or Lice.—If lice appear on the crop, spray with either whale oil soap or black leaf 40 solution, taking pains to get spray on the lice. Consult spray calendar or druggist for formula.

Flea Beetles.—This small pest destroys the plants just as they appear above the ground. Great damage is often done and the seed bed should be watched VERY CLOSELY until after the plants get the third and fourth leaf. The most critical time is just as they appear above the ground. Keep the plants coated over by applying some very fine dust early in the morning while they are damp. Land plaster, fine lime, wood ashes, fine coal ashes or dust used for potato bugs will aid if the plants are kept well coated. (See location for seed bed, page 8.

Cabbage Maggots.—The maggots hatch from eggs laid at the base of the plants by maggot flies. This pest soon destroys the root system. Maggots of the flea beetle also do damage. For plants sown in rows soak the ground around the roots with one oz. bichloride of mercury (corrosive sublimate) in 10 gallons water. Make three applications about a week apart, beginning about ten days after the plants are up. (See killing seed bed diseases and the Cabbage Maggot with Corrosive Sublimate.) Page 6.

MASTER'S RAPID-PLANT SETTER

THIS is the most practical tool for transplanting CABBAGE, TOMATOES, CAULIFLOWER TOBACCO, SWEET POTATOES, PEPPERS, and all similar plants.

Each plant is SET, WATERED and COVERED at one operation. There is no stooping or bending over, just straight ahead, easy, pleasant work. All the hard, tedious labor of hand setting is done away with. ONE man will set and water more plants than three can do by hand. The most important thing is that EVERY PLANT LIVES.

ONE man can set and water 6,000 to 10,000 plants in a ten-hour day.

You cannot afford to be without this most valuable tool. It is never too hot and dry to set plants with this wonderful tool. It makes it absolutely certain that you can get your crop set on time.

The little squirt of water which every plant receives down at its roots soaks and seals the roots to the already moist soil underneath the surface. The dry soil in falling around the plant as the setter is removed acts as a mulch which holds not only the water put in with the plant, but also prevents evaporation of the moisture in the soil. This is different from setting and packing down the ground around a plant so that the sun dries it out and leaves it in a HARD, DRY LUMP.

THIS PRINCIPLE IS THE ONLY CORRECT WAY TO SET A PLANT. Every nurseryman and gardener will tell you to use exactly this principle in setting out trees and plants. SEAL THE ROOTS TO THE UNDER SOIL BY THE USE OF WATER, THEN MULCH THE SURFACE TO PREVENT EVAPORATION.


Works anywhere, even on hillsides, among stones or stumps and every plant lives.

The plants can be check-rowed, thus permitting cultivation each way. Check-rowed plants are always even, and superior quality is the result. **NO HAND WORK NECESSARY ON THE CROP WHERE CHECK-ROWING IS PRACTICED.**

THE SETTER IS NOT A PLAYTHING. It is built of heavy block tin, reinforced with wire. The jaws are of the best steel and the fittings are of brass. The water chamber holds enough for 125 to 150 plants.

We have used these setters over ten years and can say they will pay for themselves on every acre set. No one setting even a quarter of an acre can afford to do without one. Plants start quicker than with any other method of setting.

PRICE, \$6.00 each, postpaid. Immediate shipment made. We are wholesale and retail dealers.



Gentlemen:

Morrisville, N. Y., June 1927.

Please find check for \$6.00 for one of your setters. I borrowed my neighbors and like it very much.
M. A.

REED BROTHERS' EZY CABBAGE SHEARS

Cut and save your cabbage plants for stock. They make more valuable feed than corn silage. Silage has 1.2% protein, while cabbage leaves have 1.4%. One acre of good cabbage will furnish 12 to 15 tons of feed after the heads have been removed, and if properly cared for will pay the cost of growing the crop. One ton of plant leaves are worth two tons of heads for feed. Cabbage fed immediately after milking will not taint milk.

Why turn your cows on the leaves and waste a good share of this valuable feed? Cut your plants before severe freezing weather with our EZY CABBAGE SHEARS and put them into piles about the size of a big haycock, in which shape they will keep for many weeks.

One man will easily cut from one to two acres a day. No stooping over.

Plants cut with our shears are kept whole, which is more desirable, as they handle much faster and keep longer.

These shears for cutting the plants are as far ahead of other methods as the auto is ahead of the horse. They are the only tool on the market for the purpose, so far as we know. We have used them for years and recommend them very highly. They are also valuable for cutting tobacco and trimming out old raspberry canes.

Price, \$2.75; postage, 10c extra.

Brockport, N. Y., Nov. 23, 1925.

Gentlemen:

Enclosed please find my check for 2 more pair of your EZY Cabbage Shears. I got a pair last week and they do the work so well I want two more.

Very truly yours,

V. M. BUTTERFIELD.



REED BROTHERS' IMPROVED TOOL STEEL CABBAGE KNIFE

This knife is the speediest, most practical tool for cutting heads out of cabbage plants.

Made of the Best Tool Steel—No sore blistered hands, no cut fingers, no chopping and spoiling of the cabbage heads and no after trimming. **EACH HEAD IS CUT READY FOR MARKET OR STORAGE AT ONE STROKE OF THE KNIFE.**

Simply insert the knife between the head and the leaves at the proper point and give a little push and the head rolls out **all trimmed**. The handle extends crosswise of the hand and affords ample grip. Cutting in no wise wrenches the hand or makes any spot sore. This knife saves hours of valuable time in trimming.

Many a man has lost fingers or thumbs by using a butcher-knife or hatchet. Safe for any boy or child to use. Very easy to keep sharp.

All surplus leaves are left on the plant, which is very desirable where the plants are to be cut later for feed.

This knife will save its cost many times over in cutting a single acre, as the removal of only one or two leaves on a cabbage head by using some poorly devised tool means the loss of a good many hundred pounds per acre. We are sure they will please the most



critical. This is the best tool we have ever found for cutting cabbage.

Price \$1.00 postpaid. If you are not perfectly satisfied send it back and get your dollar.

ORDER SHEET

REED BROTHERS

CORTLAND, N. Y.

Danish Cabbage Seed Specialists

Gentlemen:

Please send me the following,

Please Write Plainly.

Date _____ 192__

Name _____

Postoffice _____ R. D. _____

State _____

Note—Goods sent any date you wish, either cash with order or C. O. D.

Amount	Name of Article Wanted	Price

NOTE—On orders of 1-4 lb. or more you may add FREE, 1 oz. of any strain of cabbage seed we list if you will give us the names and addresses of five men who grow Danish cabbage. If you sent in names last year please do not send same ones this year.

Name	Address

Reed Brothers have done their part to furnish you with the best seed it is possible to grow, but we do not in any way guarantee the resulting crop on any seeds that we send out, for this depends partly upon condition of the soil, climate and weather, which are beyond our control, and upon proper cultivation, which is up to you. If the purchaser does not accept our seeds on these terms they are to at once be returned and the purchase price will be cheerfully refunded.



DRAGGING

Drag! Drag! Drag! Is the Way to Get Crops

Let us tell you how to drag your ground in ONE-THIRD less time or fit your ground ONE THIRD better in the same length of time.

A new harrow in a year or two wears off the sharp points of its teeth. The teeth also wear narrower so they do only part work.

You think they are doing good work but if you would remove the little loose soil on the surface you will find only hard ridges which those dull narrow teeth have skipped.

Your harrow is the MOST IMPORTANT tool you own, and still it is the one most neglected by farmers in general. A farmer will use one with old, worn, dull teeth just as long as it will stir fresh dirt enough on the surface to cover up the rest so he cannot see what it has done.

Put on a set of our REVERSIBLE TOOL STEEL HARROW POINTS and make the old harrow just as good as new. After these points become worn they can be reversed and again your harrow is as good as new. A harrow equipped with these points will never wear out.

ABSOLUTELY GUARANTEED NOT TO BREAK OR COME OFF. Can be put on in 10 minutes. Fit any harrow tooth.

A SET IS GOOD FOR AT LEAST 1,000 ACRES. A NECESSITY FOR ANY HARROW. Indispensable for the tractor harrow. Will more than pay for themselves on the first five acres.

We have used them for years on both team and tractor harrows. So many neighbors and friends have inquired about them that we have decided to list them for the benefit of others. **Price, 40c, each.** TAKE OUR WORD "THEY ARE NO TOY."

ITHACAN OATS

NEW York State will increase your income from Oats \$10.00 to \$40.00 per acre if you will only use seed selected and bred by its experts.

Of all crops grown in the Eastern States, oats pay the farmer the least under general conditions, owing to low yields secured per acre. The New York State College of Agriculture realized this fact and authorized the Department of Plant Breeding to test out all known strains of oats to see if some of continued high yielding power could not be found.

Our eastern climate is not adapted to keeping up yield and weight in most strains of oats. In other words, a greater portion of the strains yield less and are lighter in weight each year grown. The general practice is to use these deteriorated oats for seed or buy some cheap western feeding oats. State authorities have definitely proven this practice to be **WRONG**.

HOW THE STATE TEST WAS MADE

THE first steps taken in making the test were to secure samples of all known oats strains of which about 400 were found.

Ten acres was used on which to make the test. Each strain was placed on ten different parts of the field so as to allow for any variation of soil. At harvest all ten plots of each strain were put together. Each strain was then threshed and weighed and the high yielders noted. This same test was repeated many years to see if any variety had power to maintain a high yield. Several were found with this ability. From these were selected those which would furnish the most OAT MEATS per 100 lbs. of whole grain, and also a good stiff straw.

OUT OF EVERY 100 LBS. OF COMMON OATS THERE ARE ONLY 50 TO 65 LBS. OF MEATS, the rest being shucks of NO VALUE.

The STATE COLLEGE has been constantly at work improving these selected strains and the ITHACAN OAT we list is their latest selection, having 72 lbs. of MEATS out of every 100 lbs. of Oats.

From 7 to 22% increase in feeding value should appeal to all oat growers to say nothing about a strain which will yield 25 to 40 bushel more per acre.

DESCRIPTION OF THE ITHACAN OAT

THIS is a very heavy yielding, thin-shucked variety with plump white kernels. The plant stools freely; maturing in mid-season. It is a tree or branching oat with good stiff straw of medium height standing up well. Year after year the average weight is better than 40 lbs. per bushel.

Normal years the yield has been from 75 to 90 bushels per acre. Such yields are 25 to 40 bushels more than common oats. OUR STOCK OF "ITHACAN" came direct from the Department of Plant Breeding, which did the test work. Our seed stock was TREATED for smut.

We doubt if any other effort to help the farmer has been of more real benefit than testing out these varieties of oats. Certainly every PROGRESSIVE FARMER should take advantage of the opportunity to secure BETTER SEED OATS. This test took YEARS to carry out and cost THOUSANDS of dollars.

If you cannot afford to purchase all GOOD SEED this year, start with a few bushels and next year you will have your own seed. The price we ask is only a few cents more than ordinary feeding oats.

We are pleased to refer you to the Department of Plant Breeding, College of Agriculture, Ithaca, N. Y., about this oat work.

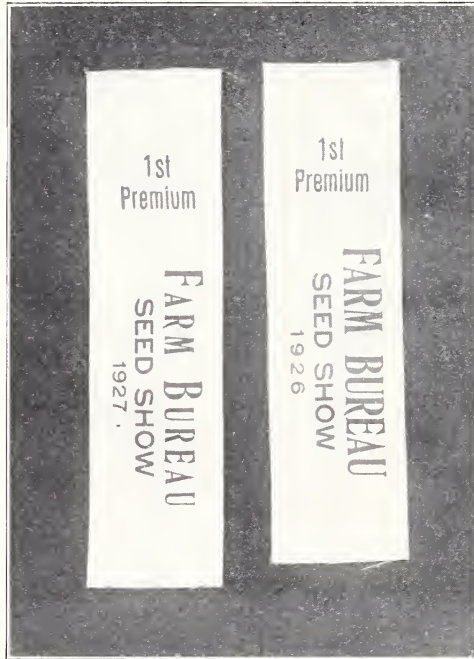
PRICE

Recleaned seed (no mustard on our farm). 1 to 5 bu., \$1.25 per bu., over 5 bu., \$1.00 per bu. of 32 lbs., F. O. B. Cortland, N. Y. Jute bags free. Double sacking, 5c per bushel extra.

Note—We are increasing the seed stock furnished by the state at only a trifle above the price of feeding Oats. There is no excuse for your using common oats. The state selected our farm to increase this variety because our fields are free from noxious weeds and we have our own threshing and cleaning facilities.

REED BROS. CABBAGE

WIN BLUE RIBBONS



The constant drop of water
Wears away the hardest stone;
The constant chew of Towser
Will gnaw through the toughest bone;
The constant cooing lover
Carries off the blushing maid;
And the constant "Good Seed" user
Is the man who cash has made!