

Historic, Archive Document

Do not assume content reflects current scientific knowledge, policies, or practices.

62.89

SLATE'S

1929

GUIDE TO GARDENING

63RD YEAR



D. N. Shoemaker

Vegetable Seed Trials

SLATE SEED COMPANY

ESTABLISHED 1866

SOUTH BOSTON, VIRGINIA

JAN 18 1929 VIRGINIA

HANDY INDEX



Abutilon	41	Clarkia	45	Hoppers	85-87	Plantlife	84
Abutilon Plants	60	Cleome	45	Hop Vines	47	Poppy Seed	50
Acroclinium	41	Clovers	73-74	Horse Radish	63	Portulaca	50
Adlumia	41	Cobea Scandens	45			Potato Dust	90
Ageratum	41	Coleus	45			Potatoes, Irish	82
Ageratum Plants	60	Coleus Plants	60	Ice Plant	47	Poultry Feed	84
Alfalfa	73	Collards	15	Insecticides	90	Poultry Laxative	88
Alyssum	41	Columbine	43	Iris	59	Poultry Remedies	87-88
Alyssum Plants	60	Copodust	90	Irish Potatoes	82	Poultry Supplies	85-87
Amaranthus	42	Coreopsis	45	Italian Rye Grass	75	Poultry Tonic	88
Amaryllis	55	Coriander	34			Poultry Worm Remedy	87
Anise	34	Corn, Broom	77	Jerusalem Cherry	47	Primula	50
Antirrhinum	42	Corn, Field	72			Pruners	91
Aquilegia	43	Corn, Garden	16-17			Pruning Saw	91
Arsenate of Lead	90	Corn, Kaffir	77			Pruning Shears	91
Asparagus fern seed	43	Corn, Pop	17	Kaffir Corn	77	Pumpkin	32
Asparagus	63	Corn, Salad	15	Kerosene Emulsion	90	Punch	87
Asparagus Seed	7	Cosmos	45	Kale	19	Pyrethrum	50
Asters	42	Cotton	81	Kochia	47		
Aster Plants	60	Cow Peas	83	Kohl Rabi	19		
Avicol	88	Cow Peas, Edible	79			Radish	33
		Coxcomb	42			Rape	78
		Cress	15			Rhubarb Roots	63
		Cucumbers	18-19	Lantana	48	Rhubarb Seed	34
		Cut Worm Killer	90	Lantana Plants	60	Ricinus	50
		Cypress Vine	45	Larkspur	48	Rectp Pills	87
				Lathyrus	53	Rye Grass	74-75
				Lavender	34		
Balloon Vine	43	Dahlia Roots	54	Lawn Grass	6	Sage	34
Balm	34	Dahlia Seed	45	Leek	20	Salpiglossis	51
Balsam	43	Daisy, Shasta	51	Leg Bands	87	Salsify	34
Balsam Apple	43	Dandelion	17	Lemon Verbena	60	Salvia Plants	60
Balsam Pear	42	Datura	45	Lettuce	20	Salvia Seed	51
Barley	76	Delphinium	45	Lettuce Plants	63	Scabiosa	51
Basil	34	Dianthus	46	Lespedeza	74	Scaly Leg Remedy	88
Beans, Bush	7-8	Dianthus Barbatus	51	Lice Liquid	88	Scarlet Sage	51
Beans, Lima	10	Diarrhea Remedy	87	Lice Powder	87	Schizanthus	51
Beans, Navy	79	Digitalis	46	Limberneck Remedy	88	Seed Sowers	31
Beans, Pole	9	Dill	34	Lime Sulphur	90	Shasta Daisy	51
Beans, Snap	7-8	Dipdust	5	Lobelia	48	Slug Shot	90
Beans, Soup	79	Don Sung	88	Madeira Vine	55	Snadragon	42
Beans, Soy	80	Dust Guns	91	Magic Weeders	91	Sodium Fluoride	87
Beans, Velvet	82			Mangels	12	Sore Head Remedy	88
Beans, Wax	8	Egg Plant	19	Marigold	48	Sorghum	79
Beets	11-12	Egg Plant Plants	63	Marjoram	34	Soup Beans	79
Beets, Stock	12	Egg Testers	85	Mash, Poultry	84	Soy Beans	80
Begonia Plants	60	Endive	19	Meadow Fescue	74	Spinach	34
Begonia Seed	43	Eschscholtzia	46	Meat Scrap	84	Sprayers	88-91
Bellis	43			Melons, Musk	24-27	Spray Material	90
Blackeye Peas	79			Melons, Water	21-23	Squash	35
Blackhead Remedy	87	Feed Bins	86	Mignonette	48	Standard Spray Pump	88
Blue Grass	75	Feed Coops	85	Millet	78	Stocks	51
Bone Meal	84	Feeders	85-86	Mixtures, Grass	71	Strawberry Plants	63
Borage	34	Feeder and Exerciser	85	Moonflower	42	Sudan Grass	74
Bordeaux	90	Feeds, Poultry	84	Morning Glory	48	Sulphur	90
Bourbon Remedy	88	Ferns	60	Mustard	28	Sulphur Candles	88
Broccoli	12	Fertilizers	84	Myosotis	46	Sunflower Seed	51-79
Brood Coop	77	Feverfew	46			Sweet Peas	53
Broom Corn	43	Fish Oil Soap	90	Nasturtium	49	Sweet William	51
Browallia	43	Flower Bulbs	54-59	Nemesia	49	Swiss Chard	12
Brussels Sprouts	14	Flower Plants	60-62	Nests, Metal	86	Tall Meadow Oat	75
Buckwheat	77	Flower Seed	40-53	Nigella	49	Thrip Juice	90
Bug Death	90	Forget-Me-Not	46	Nicotine Dust	90	Thunbergia	52
Bulbs, Flower	54-59	Four o'Clock	46	Nitrate of Soda	84	Thyme	34
		Fungicides	90	Noxicide	88	Timothy	75
				Oats	76	Tithonia	52
Cabbage	13-14	Gaillardia Seed	46	Oat Sprouters	86	Tobacco Extract	90
Cabbage Plants	63	Gape Remedy	87	Okro	29	Tobacco Seed	64-70
Caladium	55	Geranium Plants	60	Onion Seed	28	Tomatoes	36-38
Calendula	43	Geranium Seed	46	Onion Sets	28-92	Tomato Plants	63
Calendula Plants	60	Gizzard Capsules	88	Orchard Grass	75	Top Dresser	84
California Poppy	46	Gladioli	56	Oxalis	55	Trap Nest	85
Calliopsis	44	Godetia	46	Oyster Shell	84	Trowels	91
Canada Field Peas	83	Gourds	20			Tuberose	55
Candytuft	44	Gourds, Ornamental	46			Turnip	39
Canker Special	87	Grasses	74-75	Pansy Plants	60	Vegetable Plants	63
Canna Roots	57-58	Grass, Carpet	78	Pansy Seed	49	Velvet Beans	82
Canna Seed	44	Grass, Lawn	6	Parsley	29	Verbena Plants	60
Cantaloupe	24-27	Grass Mixtures	71	Parsnips	29	Verbena Seed	52
Canterbury Bells	44	Grass, Ornamental	46	Pasture Mixture	71	Vetch	80
Caraway	32	Hay Mixtures	71	Peanuts	81	Vigoro	77-84
Cardinal Climber	44	Head Lice Ointment	87	Peas, Cow	83	Vinca Plants	60
Carnation	44	Heater	87	Peas, Cow, Edible	79	Vinca Seed	52
Carpet Grass	78	Helichrysum	47	Peas, Garden	30-31	Wallflower	44
Carrots	15	Heliotrope	47	Peonies	59	Watermelon	21-23
Castor Bean	50	Hellebore	90	Peppers	32	Weeders	91
Catnip	34	Herbs	34	Pepper Plants	63	Window Boxes	77
Cauliflower	12	Herds Grass	75	Perennial Plants	61-63	Zinnia	52
Cauliflower Plants	63	Hibiscus Seed	47	Perennial Sweet Pea	53		
Celery	14	Hoes	91	Petunia	50		
Celery Plants	63	Hollyhock Seed	47	Petunia Plants	60		
Celosia	44			Phlox Seed	49		
Centaurea	44						
Charcoal	44						
Cherianthus	84						
Chick Greasers	87						
Chinese Woolflower	44						
Cholera Remedy	87						
Chrysanthemum Plants	60						
Chrysanthemum Seed	45						

May I Place this FLOWER BED in your Yard ~ FREE



Fees for Money Orders Drawn on Domestic Form

Payable in the United States, including Hawaii, Porto Rico, and the United States Virgin Islands, or in Guam and Tutuila (Samoa); also for orders payable in Antigua, Bahamas, Barbados, Bermuda, British Guiana, British Honduras, British Virgin Islands, Canada, Canal Zone, Cuba, Dominica, Grenada, Jamaica, Martinique, Montserrat, Nevis, Newfoundland, Philippine Islands, St. Kitts, St. Lucia, St. Vincent, and Trinidad and Tobago.

For Orders From \$0.01 to \$2.50.....	5 cents.
From \$2.51 to \$5.00.....	7 cents.
From \$5.01 to \$10.00.....	10 cents.
From \$10.01 to \$20.00.....	12 cents.
From \$20.01 to \$40.00.....	15 cents.
From \$40.01 to \$60.00.....	18 cents.
From \$60.01 to \$80.00.....	20 cents.
From \$80.01 to \$100.00.....	22 cents.

Memoranda of Issuing Postmaster:

 If order is purchased through Rural Carrier, he will fill spaces below:
 Carrier's receipt No. -----
 -----, Carrier.
 NOTE.—The maximum amount for which a single Money Order may be issued is \$100. When a larger sum is to be sent additional Orders must be obtained. Any number of Orders may be drawn on any Money Order office on any one day.
 Applications must be preserved at the office of issue for three years from date of issue.
 65-7155 (EDITION FEBRUARY, 1927) GOVERNMENT PRINTING OFFICE

own, should have its flowers. Nothing planted and well-kept grounds. And it is better than to have one that everybody

you. But some people will not spend want my customers to try the experiential pleasure may be had from a bed and the value of your home; see how our fellow citizens regard you.

Get the bed in your yard just as it is the greatest pleasures—that of watching perhaps the plan I have selected is the

I have selected those kinds that make the color and many different kinds of flowers. Every customer sending me an order receives a liberal packet of these special seeds. If you will notice our offer of a packet amounting to \$2.50 or more, I am going to send you out also one of these Marigold collections.

It is more and more interesting. It has become a pleasure to pass on to my friends some of this

W. C. Slate President,
 THE SLATE SEED COMPANY.


South Boston, Virginia.
 January 1, 1929.

Slate's Planting Chart

and

TABLE OF CONDENSED INFORMATION ON GARDEN WORK

VEGETABLE	Time to Plant	How to Plant	Cover Seed Inches	Thin or Transplant	Mature in Weeks	Seed for 100 ft. Row
ASPARAGUS...	Jan.-March	Cold Frame	One inch	Twenty-four inches	104	2 Pkts.
BUSH BEANS..	Mar.-May	Drills 18 to 36 Hills 2 feet apart.	Two inches	Three to four inches	6 to 7	1 lb.
POLE BEANS..	Mar.-May	Drills 18 to 36 inches apart.	Two inches	Three to hill	7 to 8	½ lb.
LIMA BEANS...	Mar.-May	Drills 18 to 36 inches apart.	Two inches	Six inches	7 to 9	1 lb.
BEETS.....	Jan.-March June-July	Drills 18 to 36 inches apart.	One inch	Four inches	6 to 8	1 oz.
BROCCOLI.....	June-July	Cold frame and transplant.	One-half inch	Fifteen inches	8 to 12	2 pkts.
BRUS. SPROUTS	Jan.-March June-July	Cold frame and transplant.	One-half inch	Fifteen inches	8 to 12	2 pkts.
CABBAGE.....	Jan.-March June-July	Cold frame and transplant. Hills 4 feet apart.	One-half inch	Fifteen inches	8 to 12	2 pkts.
CANTALOUPE..	May-June	Drills 18 to 36 inches apart.	One inch	Three to hill	8 to 12	1 oz.
CARROTS.....	Jan.-March June-July	Drills 18 to 36 inches apart.	One inch	Four inches	8 to 10	1 oz.
CAULIFLOWER.	Jan.-March June-July	Cold frame and transplant.	One-half inch	Twelve inches	8 to 12	2 pkts.
CELERAIC.....	May-June	Drills 18 to 36 inches apart.	One-half inch	Three inches	16 to 20	1 oz.
CELERY.....	May-June	Cold frame and transplant. Drills 24 to 40 inches apart.	One-half inch	Six inches	16 to 20	2 Pkts.
CORN.....	March-May	Drills 12 to 36 inches apart.	Two inches	Twenty-four inches	7 to 12	½ lb.
CORN SALAD..	Jan.-March June-July	Drills 12 to 36 inches apart.	One-half inch	Two inches	3 to 6	1 oz.
CRESS.....	Jan.-March March-May	Corner of garden.	One-fourth inch	Don't thin	6 to 8	1 oz.
CUCUMBER....	March-May June-July	Hills 4 feet apart.	One inch	Three to hill	10 to 12	1 oz.
EGG PLANT....	May-June	Cold frame and transplant. Drills 12 to 36 inches apart.	One-half inch	Thirty inches	10 to 12	1 pkt.
ENDIVE.....	Jan.-March August-Sept.	Drills 18 to 36 inches apart.	One-half inch	Six inches	3 to 6	1 oz.
KALE.....	Jan.-March August-Sept.	Drills 12 to 36 inches apart.	One-half inch	Eighteen inches	4 to 8	1 oz.
KOHL RABI....	Jan.-March	Drills 12 to 36 inches apart.	One-half inch	Four inches	3 to 6	1 oz.
LEEK.....	Jan.-March August-Sept.	Drills 12 to 36 inches apart.	One-half inch	Three inches	10 to 12	2 ozs.
LETTUCE.....	Jan.-March August-Sept.	Cold frame and transplant.	One-half inch	Ten inches	4 to 8	1 oz.
MUSKMELON..	March-May	Hills 4 feet apart.	One inch	Three to hill	10 to 12	1 oz.
MUSTARD.....	Any time	Drills or broadcast.	One-half inch	Don't thin	3 to 6	1 oz.
OKRA.....	March-May	Drills 18 to 36 inches apart.	One inch	Eighteen inches	8 to 10	2 ozs.
ONION.....	Jan.-March August-Sept	Cold frame and transplant.	One-half inch	Three inches	12 to 16	1 oz.
PARSLEY.....	Jan.-March	Corner of garden.	One-half inch	Don't thin	8 to 12	1 oz.
PARSNIP.....	Jan.-March	Drills 18 to 36 inches apart.	One-half inch	Three inches	8 to 12	1 oz.
PEAS.....	Jan.-March Sept.-Oct.	Drills 18 to 36 inches apart.	Two inches	Don't thin	8 to 12	1 lb.
PEPPER.....	May-June	Hot bed and transplant. Hills 6 feet apart.	One-half inch	Fifteen inches	12 to 16	2 pkts.
PUMPKIN.....	March-May	Drills 12 to 36 inches apart.	One inch	Three to hill	12 to 16	2 ozs.
RADISH.....	Jan.-March	Drills 12 to 36 inches apart.	One-half inch	Two inches	4 to 6	2 ozs.
SPINACH.....	Jan.-March August-Sept.	Drills 12 to 36 inches apart.	One inch	Four inches	6 to 8	2 ozs.
SQUASH.....	March-May	Hills 4 feet apart.	One inch	Three to hill	8 to 12	1 oz.
TOMATOES....	Jan. March May-June	Hot bed and transplant.	One-half inch	Thirty inches	12 to 16	1 pkt.
TURNIP.....	Jan.-March June-July	Drills or broadcast.	One-half inch	Four inches	8 to 12	1 oz.
WATERMELON.	March-May	Hills 6 feet apart.	One inch	Three to hill	12 to 16	2 ozs.



We invite contributions to this page and will gladly pay \$1 each for all photographs that we can use. Send in your letters at any time and try to send a photograph of some farm or home scenes along with it.

Here we have a little boy and a big pumpkin. Both of them are the property of Mrs. Jas. H. Semones, of Glade Hill, Va. In her letter, she says, "We have used your seed for such a long time; I just can't say how many years and have always had satisfactory results. I am never disappointed when I plant Slate's Seeds."



Little Miss Velma Smith is taking an interest in flowers early in life. That is perhaps due to the fact that her mother, Mrs. E. P. Smith of Hiddenite, N. C., uses Slate's Flower seed and bulbs in her garden with such good results that Miss Velma cannot help but admire the blossoms.

We can easily understand how Mrs. H. W. Wright of Louisa, Va., can be proud of both the flowers and the girls. She writes us, "I am enclosing a snapshot of Ethel and Mary Wright, taken among the beautiful flowers grown from Slate's Seed. It is the first time I ever had flowers I could be proud of."



"I am sending you a photo of my little girl, Etheleen, standing in my Lima Bean patch with Sweet Corn in the background. I wish I had kept a record of how many quarts of beans I sold, but anyway they were the fullest vines I ever saw." Thus writes our good friend, Mrs. James D. Page, of Morrisville, N. C.



"I am sending you by this mail another order for seed. I have used your seed for the past ten years, and find them to be the best that can be obtained." Leon G. Hack of Jamesville, N. C.

Mrs. Charlie C. Davidson of Brookneal, Va., says, "I've used your seed for the past three years and surely get good results. I always have one of the best gardens in my neighborhood."

"I ordered some Early Fortune Cucumber seed from you last spring and we planted ten hills. We had cucumbers from early summer until the frost killed the vines. I gathered about a half bushel from them every three days and they were the best I ever saw." So writes Mr. Charles Eggers of Trade, Tenn.

Here we have Mr. Earl Eppard and his 1926 crop of King of the Mammoths Pumpkins. There is no better way to rear a good farmer than to give him good seed to encourage his early efforts. Earl's mother, Mrs. J. A. Eppard, of Sheppards, Va., says she has been using Slate's Seeds for about ten years and has always found them to be the best.



An old customer of ours, Mr. T. B. Settle, of Reidsville, N. C., gives quite a record of steady performance for Slate's Seeds. "I have been using your seed for fifteen years, both Field and Garden, and I get the best results from yours of any I have ever used. When I get your seed I do not feel at all uneasy because I know they are good."

"The flowers you sent me on my last order are so pretty now. I would not take anything for them." Mrs. Beck King, Bracey, Va.

"I received my seed which I ordered only two days ago. I appreciate your quick service and will very likely call again soon." Mrs. J. L. Feserman, Charlotte, N. C.

Enclosed is a snapshot of my two sons, Bill and Pete, and their wagon loaded with Slate's Big Boston Watermelons. We have used your seeds for several years and have never found any others to equal them, therefore we are all boosters for Slate's Seeds. So writes Mr. Curtis A. Hamlett, of Rice, Va. And we will just bet that Bill and Pete can speak a good word for our famous watermelon.



\$100.00-PRIZES-\$100.00

IN OUR GARDEN CONTESTS

We like to encourage people to grow better crops—more beautiful flowers—more profitable truck crops. In other words, to get more out of what they do. It takes but very little more labor or expense to produce a good crop than it does to make a failure. While from the good crop there accumulates a profit, while from the failure we only make a further loss. We want to find the successful growers and how they produce their crops. Then we will pass on to the less fortunate this information, and in so doing perhaps they too can make a success. To aid us in obtaining the information, we are running two contests this season with a total of twelve prizes. This will make the work both interesting and profitable, so get in on it now. Read the rules below and start your garden early.

GARDEN BEAUTIFUL CONTEST

This is open to any person who has a small piece of ground upon which to grow flowers. The aim is to show the most effective use of flowers and ornamentals. Wherever possible a photograph of the place should be submitted, but this is not essential. No entry sheet is needed. All you have to do is secure a photograph of the planting during the summer and write us a letter describing the methods of culture and stating what you planted. If the garden or lawn is of some special design a plan showing the arrangement will be a great feature.

This contest closes August 31, 1929, and all entries must be in our hands by 6 p. m. on that date. Judging will be done on the following basis:

Photograph showing some feature bed or the entire planting, will be counted as 25 points

Letter giving details of culture and stating the varieties of flowers, shrubs, lawn grass, etc., used, will be counted as 50 points

The use of Slate's Seeds, Plants, Bulbs, Lawn Grass or other materials purchased from us or one of our dealers, will be counted for 25 points

As soon as practical after the contest closes, the judging will be done and the following prizes awarded:

PRIZES

First Prize	\$25.00 in cash
Second Prize	15.00 in trade
Third Prize	5.00 in trade
Fourth Prize	3.00 in trade
Fifth and Sixth Prizes	1.00 in trade

In addition to the above, we will retain such photographs as we can use and pay \$1.00 each for them regardless of whether they win a prize or not.

GARDEN PROFITABLE CONTEST

This is open to anyone having a vegetable garden and is based upon the percentage of profit shown upon the investment. Thus both small and large gardens may compete. In connection with this contest, we would like to have a photograph of the contestant, some of the vegetables he produced, his home, or some similar subject. This is not essential, but will aid in winning a prize. Keep a careful record of the quantity and variety of each kind of seed you plant, fertilizer used, and the land planted. Then record the returns from each. If used in the home no price need be mentioned, but if sold, try to give a record of the cash sales from each crop. A record of the planting and maturing dates will also count towards winning, and a letter stating briefly the culture will be an important feature.

This contest closes at 6 p. m., August 31, 1929, and the judging will be done as soon as practical after that date. Each entry will be considered on the following basis:

Photograph as mentioned above	10 points
Record of Expenses	10 points
Record of Returns	25 points
Planting and Maturing dates	10 points
Letter explaining culture	20 points
Use of Slate's Seed, Plants, etc.	25 points

PRIZES


First Prize	\$25.00 in cash
Second Prize	15.00 in trade
Third Prize	5.00 in trade
Fourth Prize	3.00 in trade
Fifth and Sixth Prizes	1.00 in trade

In addition to the above, we will retain such photographs as we can use, and pay \$1.00 each for them regardless of whether they win a prize or not.

DIPDUST

Seed and Soil Disinfectant

Reduces loss from disease, increases the yield, gives a better stand of clean healthy plants.



This year try the Dipdust treatment on the seeds for both the Vegetable and Flower Garden, Seed Potatoes and Seed Corn for the farm. It is easy to do and the cost is so very small. The results will bring the surprise of your life.

Dipdust is a powerful disinfectant that destroys the seed-borne disease germs and protects the young seedlings from certain soil organisms that prove very destructive at times. It prevents "Damping-Off" and similar stem and root rots. It increases the germination and gives the young seedling a clean, healthy start that almost entirely does away with stunted plants. Dipdust is a seed preservative that enables the seed to lie in the ground for weeks without rotting. Thus earlier plantings may be made and better stands obtained. For the market gardener it means many times its cost in increased returns from the vegetables. For the home gardener it means earlier and better vegetables with fewer failures.

What to Treat with Dipdust

SEED POTATOES should always be treated with Dipdust before planting. It prevents Scab, preserves the seed pieces, and makes a better stand. Treated seed always give a cleaner, better crop and a much larger yield. One pound will treat 15 bushels of potatoes. Treat all Gladioli, Cannas and other flower bulbs just as you do the potatoes.


SEED CORN for both the garden and the farm crops should always be treated with Dipdust. Three ounces will treat a bushel or one level teaspoonful to each quart. This kills the smut germs and gives a good stand of healthy seedlings.

GARDEN and FLOWER SEEDS will all show a remarkable improvement in results obtained if they are treated with Dipdust before sowing. The germination will be much better and the seedlings will be clean, healthy, and vigorous. A very small quantity of Dipdust will treat all of the seed for an average family.

HOT BED SOILS are good breeding places for diseases of all kinds and many failures in plants may be traced to the ravages of "Damping-Off" and other diseases. Always treat the seed you sow in the hot bed and after they have been covered, place some Dipdust in a thin cloth and sift a light dust over the entire surface of the bed.



PEAS—Showing case of damping-off. To right, soil untreated—stand poor To left, soil treated—stand very satisfactory



CABBAGE—Showing extreme case of damping-off. To right, soil untreated—almost all plants killed. To left, soil treated—stand very satisfactory

How to Use It

One of the greatest features of the Dipdust treatment is that it is harmless to the seed. Another is the ease with which it can be used. These, linked with its effectiveness and wonderful improvement in the crop, make Dipdust by far the most desirable of seed treating material.

To treat both Irish and Sweet Potatoes, use a solution made of 1 lb. Dipdust thoroughly stirred into 2½ gallons of water. Have this solution in some container that is large enough to hold a good quantity of the seed and so shaped that the solution will cover them. It is not necessary to allow them to stand for any time. Simply dip in the solution. Potatoes so treated will keep indefinitely and do not have to be planted at once.

All kinds of seed require the same treatment. For small lots take a fruit jar or small tin can. Do not fill it over one-third full of seed. Add Dipdust at the rate of one level teaspoonful to each quart of seed. Shake for two or three minutes or until each seed has a coating of dust upon it. For larger quantities a large can, barrel, or barrel churn may be used. Three ounces of Dipdust treats one bushel of seed. Seed will keep indefinitely after treating.

PRICE—Dipdust is a poison and cannot be sent through the mails. We offer 4-oz. cans at 50c each; 1 lb. at \$1.75; and 5 lbs. at \$8.00 for shipment by express only.



SLATE'S LAWN MIXTURES

Our lawn mixtures are made for a purpose and not for a price. They differ from most mixtures of this kind in two very essential points. First, they contain absolutely no filler of any kind. Only clean solid seed are used in them. Second, we tell you below just what grasses are used in these mixtures and how much of each. Such mixtures, whether used for the small yard, the large lawn, golf course, tennis court, park, cemetery, or any other place where an ornamental sod is wanted will give satisfaction if it be possible for good seed to give it. To make a good lawn requires no little labor, but by all means do the work thoroughly. Land half prepared will never pay for the trouble. Break the soil deep and pulverize thoroughly some weeks before seeding time. Harrow constantly until the top soil is powdery fine. Apply ground limestone at the rate of one ton per acre and harrow into the soil. Then use a high grade commercial fertilizer or bone meal at the rate of one thousand pounds per acre. In sowing the seed divide them into two lots, sow one lengthwise the lawn and then the other half across this. Thus vacant spots are avoided. Sow at the rate of 100 lbs. per acre or 1 lb. to every 225 sq. ft. After seeding rake the soil or cover with a light harrow and then roll. Spring sowings may be made from February until April 15th. Fall from August 1st to October 15th.

2040—SLATE'S PERFECTION MIXTURE.—We offer this to the most exacting trade for the finest of ornamental lawns. In it we have put the most beautiful of the grasses and the best seed obtainable. It contains 75% high grade Blue Grass; 5% Fine Leaved Fescue; 5% Creeping Bent Grass; and 15% clean herds grass. This mixture may be used on any clay or loam soil in either shade or sun, and will give a sod of the greatest beauty and still one that will last for years if properly cared for. We honestly believe this to be the finest lawn mixture obtainable regardless of price.

Lb. 50c, 5 lbs. \$2.40, 10 lbs. \$4.00, postpaid. 100 lbs. \$37.50, by express.

2036—SLATE'S SPECIAL SHADE MIXTURE.—This mixture is designed to make a sod under dense shade where other lawn mixtures do not thrive. It is to be remembered, however, that any place that is densely shaded will require especial care in the preparation and more fertilizer and water for the up-keep. This mixture is composed of 5% Creeping Bent grass; 25% Meadow Fescue; 25% Clean Herds grass; 5% White Clover, and 40% Blue Grass.

Lb. 50c, 5 lbs. \$2.40, 10 lbs. \$4.00, postpaid. 100 lbs. \$37.50, by express.

2037—SANDY SOIL MIXTURE.—For the costal section where lawns are composed of only light

sandy soil this is the mixture to use. In preparing the formula we have tried to use those grasses that will make a permanent sod. Composed of 30% Perennial Rye Grass, 20% Carpet Grass, 25% Herds Grass; 25% Bermuda Grass.

Lb. 50c, 5 lbs. \$2.25, 10 lbs. \$3.75, postpaid. 100 lbs. \$32.50, by express.

2039—CEMETERY MIXTURE.—Where constant care is given the cemetery, we advise using our Perfection Mixture, and for the sandy soil section our mixture for this kind of soil. But for the average cemetery where the best of care is not given and the grass must often go weeks without cutting and water, we advise this mixture for clay or loam soils. Composed of 50% Blue Grass, 20% Herds Grass, 5% White Clover, and 25% Meadow Fescue.

Lb. 50c, 5 lbs. \$2.40, 10 lbs. \$4.00, postpaid. 100 lbs. \$37.50, by express.

2041—SLATE'S UTILITY MIXTURE.—For the big lawns of the farm, the golf course, tennis courts, parks or other large places where absolute perfection is not essential, we have designed a cheaper mixture than our Perfection. Composed of 30% Blue Grass, 20% Herds Grass, 5% White Clover; 30% Meadow Fescue; 15% Perennial Rye Grass.

Lb. 40c, 5 lbs. \$1.75, 10 lbs. \$3.00, postpaid. 100 lbs. \$27.50, by express.



Mary Washington Asparagus

Asparagus

102—MARY WASHINGTON.—This is one of the more recent introductions of rust-resistant varieties and we think it will be found one of the most reliable sorts to be had. A little more time is required to start permanent Asparagus beds from seed but this method is less expensive. Sow the seed in well prepared and very rich soil early in the spring. Sow in rows twelve inches apart and thin plants to two inches apart in the row. Cultivate and keep growing through the summer and in the fall transplant to the permanent beds.

Pkt. 5c, oz. 25c, $\frac{1}{4}$ lb. 75c, lb. \$2.00, postpaid.

Bush Beans

Beans should always be planted on medium rich soils only. Very rich land makes a rank growth of vine and but few pods. Plant after danger of frost is past in rows 2 to 2 $\frac{1}{2}$ feet apart, covering seed two inches deep. Later thin plants to stand four inches apart in the row. Give frequent shallow cultivation, but never cultivate while the vines are wet with dew, else rust will appear. The garden bean is one of the most useful of vegetables and is generally seen in every garden. It is a vegetable that occupies the land for but a short time and can be worked with other crops. To have good tender beans all summer, make a planting every three weeks. Treat bean seed, see page 5.

1—EARLIEST RED VALENTINE.—A very hardy bean, especially desirable for the first planting. The vines grow erect to a medium height and have dark green foliage. Produces in six weeks pods of medium length, fleshy and curving. When used young the pods are very tender. Seed deep red, spotted with lighter shades.

Pkt. 10c, $\frac{1}{2}$ lb. 20c, lb. 35c, 5 lbs. \$1.50, postpaid. 15 lbs. \$3.75, 100 lbs. \$22.00, by express.

2—FULL MEASURE.—This is a good producing old variety that makes one of the best home garden beans to be found. The pods are about six inches long, round, fleshy, and stringless. Matures in about six weeks.

Pkt. 10c, $\frac{1}{2}$ lb. 25c, lb. 40c, 5 lbs. \$1.75, postpaid. 15 lbs. \$4.25, 100 lbs. \$25.00, by express.

3—BOUNTIFUL.—Vines vigorous and upright, with large smooth leaves of a light green. Pods

from five to six inches long, very large, and flat. Seed of medium size and solid yellow color. One of the very best of the early beans.

Pkt. 10c, $\frac{1}{2}$ lb. 25c, lb. 40c, 5 lbs. \$1.75, postpaid. 15 lbs. \$4.25, 100 lbs. \$25.00, by express.

4—LONG YELLOW SIX WEEKS.—One of the first beans to come in and a good sort for early use. Foliage light green and upright. Pods long and flat. Will mature in six weeks from planting.

Pkt. 10c, $\frac{1}{2}$ lb. 25c, lb. 40c, 5 lbs. \$1.75, postpaid. 15 lbs. \$4.25, 100 lbs. \$25.00, by express.

5—GIANT STRINGLESS GREENPOD.—An excellent main crop bean with very long slender pods. Vines vigorous and very productive. Pods long, slender, round, and almost straight. Remarkably free from strings. Seed small, long, and of a brownish color. Matures in about seven weeks and makes one of the best beans for canning.

Pkt. 10c, $\frac{1}{2}$ lb. 25c, lb. 40c, 5 lbs. \$1.75, postpaid. 15 lbs. \$4.50, 100 lbs. \$28.00, by express.

6—STRINGLESS GREENPOD.—The most tender and delicious bean ever introduced, and no garden is complete without it. The vines make a good growth of dark green foliage and bear a heavy crop of rather large pods of medium length and slightly curved. It produces in about six weeks and may be used for either early or late planting. The pods are noted for their tenderness and freedom from strings and will win favor in the eyes of any housewife. The pods will remain upon the vines and retain their good quality longer than those of any other sort. We recommend that you plant this bean at intervals of 20 days in order that a succession of delicious tender pods may be available for the table during the entire season.

Pkt. 10c, $\frac{1}{2}$ lb. 25c, lb. 40c, 5 lbs. \$1.75, postpaid. 15 lbs. \$4.25, 100 lbs. \$25.00, by express.



Stringless Greenpod

8—REFUGEE OR 1000 TO 1.—One of the best of all canning beans. It is rather late, maturing its pods in about seven weeks, but the pods are very tender and fleshy. Vines vigorous and productive. Pods of medium length, round, very thick and tender. Seed rather long, small, and blotched with black and purple shades.

Pkt. 10c, ½ lb. 20c, lb. 35c, 5 lbs. \$1.25, postpaid. 15 lbs. \$3.25, 100 lbs. \$19.00, by express.

9—TENNESSEE GREENPOD.—In Southwest Virginia this bean is known as the Franklin County and is extremely popular both for canning and home use. The vines are rather large and inclined to throw small runners. The foliage is dark green and crumpled. Pods from five to seven inches long, flat, of irregular shape, and rank with the best of snaps. Seed rather large, kidney shape, and of a dull brown color.


Pkt. 10c, ½ lb. 25c, lb. 35c, 5 lbs. \$1.75, postpaid. 15 lbs. \$4.50, 100 lbs. \$25.00, by express.

11—DWARF HORTICULTURAL.—Vines vigorous and productive, with light green foliage. Pods about five inches long, very thick, and filled with large beans in the later stages of growth. Seeds large, oval, and of a cream color, blotched red.

Pkt. 10c, ½ lb. 20c, lb. 35c, 5 lbs. \$1.35, postpaid. 15 lbs. \$3.35, 100 lbs. \$19.00, by express.

7—LONGFELLOW.—This bean is often used by market growers, but is especially adapted to the home garden, where tenderness is the first consideration. The pods are very long, slender, round and stringless. It is a robust grower and bears an enormous crop in six weeks. Its vigorous habit of growth, large yield, and tender pods should appeal to every gardener.

Pkt. 10c, ½ lb. 20c, lb. 35c, 5 lbs. \$1.25, postpaid. 15 lbs. \$3.25, 100 lbs. \$19.00, by express.



Longfellow Bean

Yellow Pod or Wax Varieties

15—IMPROVED GOLDEN WAX.—We consider this one of the most desirable of the wax beans for the home garden. The vines are robust in growth and bear an enormous crop of large, long, and rather flat pods. The color is a clear waxy yellow. The seed are white and splotted around the eye with shades of brown.


Pkt. 10c, ½ lb. 20c, lb. 35c, 5 lbs. \$1.35, postpaid. 15 lbs. \$3.00, 100 lbs. \$19.00, by express.

16—CURRIES RUST PROOF WAX.—One of the best of market varieties and a good one for the home garden. Vines make a healthy growth and yield a big crop of pods which ripen uniformly. The pods are about six inches long, flat, and tender. Seed rather large, flattened, and of a purplish black color.

Pkt. 10c, ½ lb. 25c, lb. 40c, 5 lbs. \$1.75, postpaid. 15 lbs. \$4.50, 100 lbs. \$25.00, by express.


17—BRITTLE WAX.—A most desirable wax bean for canning. It matures as early as most wax sorts and will retain its tender qualities much longer than the average. The vines are vigorous and upright, bearing an abundance of long, slightly curved pods. The pods are very tender, stringless, and of a clean yellow color. Seed white with dark markings around the eye. For the home garden, we can highly recommend Brittle Wax.

Pkt. 10c, ½ lb. 25c, lb. 40c, 5 lbs. \$1.50, postpaid. 15 lbs. \$4.00, 100 lbs. \$22.00, by express.



Brittle Wax Bean

This is the attractive home of Mrs. J. M. Adams, Brookneal, Va. and you can see that she has made most effective use of Slate's Flower Seed and Plants. She has been buying from us for twelve years and recently when she sold this place, she ordered more flowers for her new home. Nothing advertises a farm more than flowers and a well-kept yard.





Kentucky Wonder

20—KENTUCKY WONDER.—In this variety we offer not a new sort, but one of the oldest in cultivation. In spite of its age, it is still considered one of the most desirable for the home garden. No other bean can compare with the Kentucky Wonder in yield and quality. The pods are very long, often measuring twelve inches; slender, flat and stringless. The seed is small, long, and of a brownish color. It is one of the earliest pole beans in cultivation, but its earliness does not injure its quality in any respect. For a heavy yielding, stringless snap, none of the newer sorts can approach this one.

Pkt. 10c, $\frac{1}{2}$ lb. 20c, lb. 35c, 5 lbs. \$1.25, postpaid. 15 lbs. \$3.00, 100 lbs. \$18.00, by express.

23—HORTICULTURAL POLE.—Also known as October bean. It is one of the best for shell beans. The pods are short, very thick, and crowded with large, almost round seed. Seed thick, almost round, and blotched with red and lighter shades.

Pkt. 10c, $\frac{1}{2}$ lb. 20c, lb. 35c, 5 lbs. \$1.25, postpaid. 15 lbs. \$3.00, 100 lbs. \$17.00, by express.

24—NANCY DAVIS.—Or Striped Creaseback. This is one of the best running snaps that we list. Slightly later than Ky. Wonder, but bears excellent stringless snaps that are round and tender.

Pkt. 10c, $\frac{1}{2}$ lb. 20c, lb. 35c, 5 lbs. \$1.25, postpaid. 15 lbs. \$3.00, 100 lbs. \$18.00, by express.

26—GOLDEN CLUSTER WAX.—For those who like a wax snap nothing better can be had. It is a very large tender snap, growing much like the Ky. Wonder. The pods are large, flat and of a clear wax color. One of the most productive of the wax beans.

Pkt. 10c, $\frac{1}{2}$ lb. 25c, lb. 40c, 5 lbs. \$1.50, postpaid.

Pole or Cornfield Beans

Pole beans are far more productive than the bush sorts and can be grown with just a little trouble. The city gardener need not have poles for them to run on, but may plant with corn, sunflowers, or along a fence line. Plant two seed to each stalk and cover about three inches. If planted to themselves, lay off rows three to four feet apart, and hills two feet apart in these rows. Plant six to eight seed in each hill and give support soon after they come above the ground. The pole beans are slightly more susceptible to cold and should not be planted quite so early as the bush.

21—WHITE CREASEBACK.—A popular old garden favorite that has the advantage of white seed. This makes it possible to use the green snaps as long as needed and then save the dry beans for winter use. Very early, with long, round, straight pods which are unusually tender and stringless. Seed small, long, round, and pure white.


Pkt. 10c, $\frac{1}{2}$ lb. 20c, lb. 35c, 5 lbs. \$1.25, postpaid. 15 lbs. \$2.75, 100 lbs. \$16.00, by express.

22—CORN HILL OR CUT SHORT.—A good variety for either snaps or shell beans. The pods are rather short, fat, slightly curved, and filled with medium size beans of a rounded but irregular shape. Seed blotched with red and lighter shades. Later in maturing than most pole beans and for this reason desirable for planting in corn.

Pkt. 10c, $\frac{1}{2}$ lb. 20c, lb. 35c, 5 lbs. \$1.25, postpaid. 15 lbs. \$2.75, 100 lbs. \$16.00, by express.

25—WHITE SEEDED KENTUCKY WONDER.—Or Burger's Stringless Greenpod. A most popular bean in the South. The seed are white, which gives it additional value as a dry bean, and it has the producing qualities of the Kentucky Wonder. Pods very long, almost entirely stringless, and of a light green color. Seed medium size, rather long, and white.

Pkt. 10c, $\frac{1}{2}$ lb. 20c, lb. 35c, 5 lbs. \$1.25, postpaid. 15 lbs. \$3.00, 100 lbs. \$18.00, by express.



Golden Cluster Wax

Lima Beans


Lima or Butter Beans form a most important part of the summer diet. The delicious beans are to be had from June until frost, and the dry beans may be stored for winter. Few garden crops last so long as the Lima Bean, and for this reason it is well adapted to the small gardens. All Lima Beans are sensitive to cold and should not be planted until warm weather comes. Plant in rows thirty to thirty-six inches apart covering the seed two inches deep. Thin to fifteen inches apart in the row. Cultivation should be given frequently and thoroughly, because grass and weeds make inferior beans. Treat bean seed, see page 6.

39—BURPEE'S IMPROVED BUSH.—This is a great improvement over the old Burpee's Bush. It has the same large bean as the old variety but is thicker and more mealy. It is a little earlier, makes better growth of vine, and is more productive. It has taken an important place among the large limas and will be found a decided improvement over most of this class. When green the beans are the largest of any bush variety and have a delightful mealy flavor.

Pkt. 10c, ½ lb. 25c, lb. 40c, 5 lbs. \$1.75, postpaid. 15 lbs. \$3.75, 100 lbs. \$22.00, by express.

32—WILSON BUSH.—A new variety of the large type which shows great improvements over anything previously known. The beans are very large and possess that mealy flavor of all big limas. The vines are vigorous and the most productive of any. Pods very large, long, and well filled with the fine beans. It is the best yielding big lima and the earliest. We believe that our customers will be highly pleased with this introduction.

Pkt. 10c, ½ lb. 25c, lb. 40c, 5 lbs. \$1.75, postpaid. 15 lbs. \$3.75, 100 lbs. \$22.00, by express.



Wilson Bush Lima Bean



Prolific Bush Lima

30—PROLIFIC BUSH.—One of the best of the small early limas. This and the Sieva Pole are often called butter beans on account of their rich flavor. Vines grow from 12 to 18 inches tall and bear from mid-summer until frost. Pods of medium size, clean, and well filled with small beans. Seed small and pure white.

Pkt. 10c, ½ lb. 20c, lb. 35c, 5 lbs. \$1.25, postpaid. 15 lbs. \$3.00, 100 lbs. \$17.00, by express.

31—FORDHOOK BUSH.—This is a large potato lima which has become very popular in the south. It is an excellent sort for either home or market. The pods are rather long and filled with enormous thick mealy beans. It produces well and is in great demand on northern markets.

Pkt. 10c, ½ lb. 25c, lb. 45c, 5 lbs. \$2.00, postpaid. 15 lbs. \$5.00, 100 lbs. \$28.00, by express.

35—EARLY LEVIATHAN POLE.—The earliest of the large pole limas and one of the most productive. For market or home growers it will be a most profitable sort for the first planting. Seed very large and flat.

Pkt. 10c, ½ lb. 25c, lb. 40c, 5 lbs. \$1.75, postpaid. 15 lbs. \$3.75, 100 lbs. \$22.00, by express.

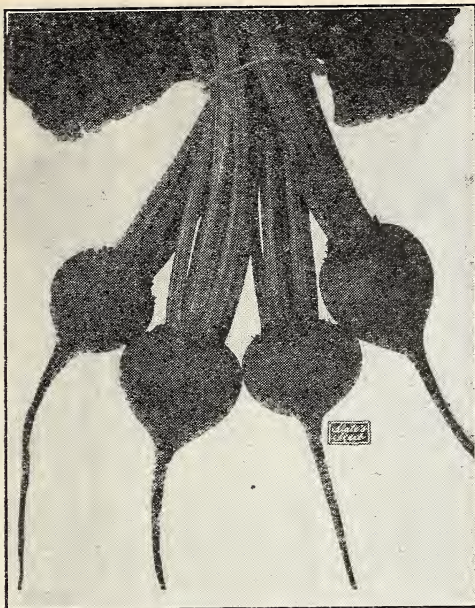
34—SIEVA or CAROLINA POLE.—The popular and prolific butterbean in a pole variety. This will yield longer than any lima known to us and one planting will last the entire summer. Beans small and produced in great abundance.

Pkt. 10c, ½ lb. 20c, lb. 35c, 5 lbs. \$1.25, postpaid. 15 lbs. \$3.10, 100 lbs. \$18.00, by express.

36—CHALLENGER POLE.—A most desirable bean for either home or market. It is similar to the Fordhook bush and one of the thick potato limas. It is more productive than the Fordhook.

Pkt. 10c, ½ lb. 25c, lb. 40c, 5 lbs. \$1.75, postpaid. 15 lbs. \$3.75, 100 lbs. \$22.00, by express.

Table Beets



Slate's Extra Early Red Ball

The beet is a hardy vegetable and can be planted just as soon as heavy frosts are over. Or the seed may be started in the cold frame about four weeks before the plants are to be set out. Sow in shallow drills two feet apart and cover seed about one inch deep. Later thin plants to four inches apart and give frequent shallow cultivation. For the fall garden sow Extra Early Red Ball, Improved Early Blood Turnip, or Crosby's Egyptian in June. In the South, these roots may be left in the open ground all winter and lifted as needed. In the North, they should have some protection or be stored in a root cellar.

104—EXTRA EARLY EGYPTIAN BLOOD TURNIP.—This variety is especially adapted to forcing or for early garden use. It has a small top, a deep red root, smooth, and grows to a normal size of about three inches in diameter. The roots are slightly flattened on top and bottom and have a deep red flesh with lighter shades.

Pkt. 5c, oz. 10c, $\frac{1}{4}$ lb. 30c, lb. \$1.00, postpaid. 10 lbs. \$6.00, by express.

111—WANZLEBEN SUGAR.—This is a standard sugar variety and may be grown for its sugar or for stock feeding. The high sugar content makes it excellent feed for stock. Roots of medium size, long, with broad shoulder, tapering to pointed root.

Pkt. 5c, oz. 10c, $\frac{1}{4}$ lb. 25c, lb. 75c, postpaid. 10 lbs. \$6.00, by express.

103—SLATE'S EXTRA EARLY RED BALL.

—In our trials we have found this to be the earliest of all beets, maturing edible roots some two weeks ahead of the Extra Early Egyptian. When young it is of medium size, but if left in the ground will grow until it measures six inches or more in diameter. The roots are smooth, have a deep red skin, is turnip shape, with deep red flesh of excellent quality. Particular gardeners will find their every requirement in this new introduction.

Pkt. 10c, oz. 20c, $\frac{1}{4}$ lb. 60c, lb. \$1.50, postpaid. 10 lbs. \$10.00, by express.

105—SLATE'S IMPROVED EARLY BLOOD TURNIP.

—This is an excellent sort for second early or main crop. It matures a little later than the Extra Early Red Ball and Egyptian, but in other respects is one of the best beets to be had. The roots are of medium size, turnip shape, smooth red skin, and crisp tender flesh of deep red.

Pkt. 5c, oz. 10c, $\frac{1}{4}$ lb. 30c, lb. \$1.00, postpaid. 10 lbs. \$7.50, by express.

107—DETROIT DARK RED.—Many growers use this for a forcing and early garden beet. It is not quite so early as the Extra Early Red Ball, but in all other respects is a good sort. Tops short and erect, being colored with red. Roots of medium size, globe shape, deep red smooth skin, and flesh of bright red and excellent quality.

Pkt. 5c, oz. 10c, $\frac{1}{4}$ lb. 35c, lb. \$1.10, postpaid. 10 lbs. \$7.50, by express.

109—CROSBY'S EGYPTIAN.—One of the best main crop beets and is used more than any other sort for fall planting. It matures just a little later than the Extra Early Red Ball, is of turnip shape, with deep red skin, and crisp tender flesh of a deep crimson color. Makes one of the best sorts for storing for winter.

Pkt. 5c, oz. 10c, $\frac{1}{4}$ lb. 35c, lb. \$1.10, postpaid. 10 lbs. \$7.50, by express.

110—LONG SMOOTH BLOOD.—For those who prefer a long beet, nothing better can be had. This one is noted for its smooth skin, freedom from side rootlets, and bright red flesh which is considered by some to be far superior to that of the globe shape varieties. Excellent for pickles.

Pkt. 5c, oz. 10c, $\frac{1}{4}$ lb. 30c, lb. \$1.00, postpaid. 10 lbs. \$7.50, by express.



Slate's Imp. Early Blood Turnip Beet

Cauliflower

This vegetable belongs to the cabbage family and may be grown in practically the same manner. It is more sensitive to cold and dry weather, however, and should be set not quite so early in the spring and in a moist cool situation. Tie up heads when they form so that light will be excluded and they will blanch.

150—EARLY SNOWBALL.—One of the earliest and easiest varieties to grow. Can be used for both early and late planting. And will mature solid heads of medium size that blanch easily.

Pkt. 25c, oz. \$1.50, $\frac{1}{4}$ lb. \$5.00, postpaid.

Broccoli

120—SAINT VALENTINE.—The Broccoli is a winter cauliflower, and when grown in cool weather will make a much better yield than cauliflower. Cultivate like cauliflower and it will make a good yield of small heads suitable for cooking or pickling.

Pkt. 20c, oz. \$1.40, $\frac{1}{4}$ lb. \$4.50, postpaid.

Swiss Chard

112—LUCULLUS SWISS CHARD.—This is one of the finest of vegetables. The large ribs are cooked and served like asparagus tips, while the other portions of the leaf makes excellent greens. It will remain in the garden through most of the winter and prove a valuable addition.

Pkt. 5c, oz. 15c, $\frac{1}{4}$ lb. 40c, lb. \$1.25, postpaid.

Stock Beets

Stock Beets or Mangels should be grown on every farm where cattle are raised. They make the best of feed for cows and yield an enormous tonnage per acre. The soil should be very rich and well prepared. Open shallow rows two to three feet apart and drill the seed. Cover one inch and thin plants to stand eight inches apart. Give frequent cultivations with light harrow. Seed may be put in at any time between March 1 and June 15 at the rate of 5 lbs. per acre.

113—MAMMOTH LONG RED.—A long red variety that grows to enormous size. Will yield a big crop of the best feed.

Pkt. 5c, oz. 10c, $\frac{1}{4}$ lb. 25c, lb. 75c, 5 lbs. \$3.00, postpaid. 10 lbs. \$5.00, by express.

114—GOLDEN TANKARD.—Grows to enormous size and makes excellent feed. Roots very large and of golden yellow color. Is of the half long type and does not grow down so far into the ground.

Pkt. 5c, oz. 10c, $\frac{1}{4}$ lb. 25c, lb. 60c, 5 lbs. \$2.25, postpaid. 10 lbs. \$4.00, by express.

Dear Sirs:—

I have used your seed for a number of years and like them better than any I can get. I bought all of my garden seed from you this year and have had wonderful success. I will continue to use your seed as I think I have found the most reliable house I ever dealt with, and so prompt in filling orders

Respectfully, Mrs. J. W. Inge.

Kenbridge, Va., Aug. 10, 1925.



Mammoth Long Red Beet



Columbia Celery

Celery

This vegetable should have a place in every garden, because it uses space only after the early things are harvested and yields its crop at a time of the year when green vegetables are greatly needed. Sow seed during the late spring in a well-prepared bed where they can be watered if necessary. During mid-summer transplant to the field, setting plants in rows three feet apart and six to eight inches apart in the row. Give frequent shallow cultivation and do everything possible to keep them growing. Rapid growth tends to make crisp, tender celery. Work the soil up about the plants, but do not allow it to get into the bud. In the late fall, bank with leaves, straw, and soil, or store in a root cellar.

152—GOLDEN SELF-BLANCHING.—Perhaps the most popular of all celeries owing to its earliness and ease of blanching. We handle only American grown seed. The French stock being so doubtful as to germination. Grows to medium size, is very tender, and has a yellow shade, but almost white.

Pkt. 5c, oz. 60c, $\frac{1}{4}$ lb. \$1.75, lb. \$6.00, postpaid.

154—IMPROVED WHITE PLUME.—A fine large variety, maturing a little later than the Self-Blanching, but makes a big yield. Stalks tall, with solid large bunches, good flavor, and remarkably free from tough strings.

Pkt. 5c, oz. 25c, $\frac{1}{4}$ lb. 75c, lb. \$2.50, postpaid.

155—GIANT PASCAL.—This is one of the largest and heaviest of celeries. It is of medium dwarf growth but produces a very large bunch, which makes it easier to blanch than the very tall kinds. Its quality is equal to the best and it has become a very popular sort with home gardeners.

Pkt. 5c, oz. 25c, $\frac{1}{4}$ lb. 75c, lb. \$2.25, postpaid.



Early Flat Dutch
Cabbage

Sow the seed during the late winter or early spring in well-prepared and fertilized beds. To prepare the field for transplanting, apply a fertilizer containing Nitrogen 4%, Phosphoric Acid 7%, and Potash 9%, at the rate of from one to two thousand pounds per acre. This may be applied either broadcast or in the rows. Prepare rows $2\frac{1}{2}$ to 3 feet apart and set the plants 18 to 24 inches apart in the row. Give frequent shallow cultivation, keeping the soil worked well up around the plants. An application of fertilizer will hasten the growth of the backward plants. For winter cabbage, sow the seed in June or July. For extra early spring use, sow the seed in September or October, and transplant in the early winter. Treat cabbage seed, see page 6.

125—EARLY JERSEY WAKEFIELD.—The Jersey Wakefield is one of the earliest cabbages known and is suited to the needs of both the market and the home gardener. Our American grown stock has been used for years by market gardeners, and we do not believe that a better strain of Wakefield can be found.

Pkt. 5c, oz. 30c, $\frac{1}{4}$ lb. 75c, lb. \$2.75, postpaid. 10 lbs., by express, \$22.50.

130—SLATE'S EARLY DRUMHEAD.—A large heavy and productive cabbage. It makes the best yield of any of the early sorts. The heads are large, round, almost flat, and solid. It is not quite so early as the Charleston Wakefield, but makes a much better yield and is a sure header.

Pkt. 5c, oz. 30c, $\frac{1}{4}$ lb. 75c, lb. \$2.50, postpaid. 10 lbs. by express, \$20.00.

127—COPENHAGEN MARKET.—This is a new extra early variety which is fast taking the place of the Jersey Wakefield. It matures uniformly and produces large, round, solid heads. Under tests, we have planted this variety beside the Jersey Wakefield. The following spring we cut three average heads from each variety and weighed them. The Copenhagen Markets averaged from 1 to $1\frac{1}{2}$ lbs. each heavier than the Jersey Wakefields.

Pkt. 5c, oz. 35c, $\frac{1}{4}$ lb. \$1.00, lb. \$3.00, postpaid. 10 lbs., by express, \$25.00.

131—EARLY FLAT DUTCH.—This is one of the most profitable kinds for the market grower. Its good qualities and handsome appearance make it a

good seller, while its ability to stand shipping and its enormous yield make it a favorite with the market growers. The heads are large, round, flat, solid and heavy.

Pkt. 5c, oz. 30c, $\frac{1}{4}$ lb. 75c, lb. \$2.50, postpaid. 10 lbs., by express, \$20.00.

126—LARGE or CHARLESTON WAKEFIELD.—This is a larger but a later variety of the Wakefield strain. It produces heads similar in shape to the Jersey Wakefield, but much larger, and it is about ten days later. The leaves are thick, and it will stand more cold weather than any other cabbage.

Pkt. 5c, oz. 30c, $\frac{1}{4}$ lb. 75c, lb. \$2.75, postpaid. 10 lbs., by express, \$22.50.

128—EARLY SUMMER.—A second early cabbage that produces just a week or two later than the Early Jersey Wakefield but makes a head that averages about three times as heavy as that of the Early Wakefield. The heads are large, round, and slightly flattened. This makes an ideal second early variety for either home or market grower.

Pkt. 5c, oz. 30c, $\frac{1}{4}$ lb. 75c, lb. \$2.75, postpaid. 10 lbs., by express, \$22.50.

129—ALL SEASON.—A good variety for early, main crop, or late use. Heads very hard, heavy, and flat.

Pkt. 5c, oz. 30c, $\frac{1}{4}$ lb. 75c, lb. \$2.75, postpaid. 10 lbs., by express, \$22.50.

133—SLATE'S ALL HEAD EARLY.—A large early cabbage that is a sure header and makes large solid, heavy heads that are flat. A good reliable sort for both home and market growers.

Pkt. 5c, oz. 30c, $\frac{1}{4}$ lb. 75c, lb. \$2.75, postpaid. 10 lbs., by express, \$22.50.

132—WISCONSIN ALL SEASON.—This is a strain of All Season cabbage that has been bred by the Wisconsin Experiment Station to resist the blight or yellows. It is undoubtedly one of the best varieties for soils affected with yellows. Commercial growers will find this one of the safest sorts and home gardeners who have been making failures on account of "yellows" should plant nothing else. It is a large, solid, flat head.

Pkt. 10c, oz. 50c, $\frac{1}{4}$ lb. \$1.75, lb. \$4.50, postpaid. 10 lbs. \$40.00, by express.



Slate's All Head Early

139—SHORT STEM DANISH BALL HEAD.—This is the best winter cabbage obtainable. Stems very short; heads medium size, but very hard, heavy, crisp and tender. Best keeper and the most popular for winter.

Pkt. 5c, oz. 35c, $\frac{1}{4}$ lb. \$1.00, lb. \$3.00, postpaid. 10 lbs., by express, \$25.00.

140—MAMMOTH RED.—This makes a most desirable variety for pickling, and it is extensively grown for market in some sections. The heads are large, round, solid, and of a deep red color.

Pkt. 5c, oz. 40c, $\frac{1}{4}$ lb. \$1.50, lb. \$4.00, postpaid. 10 lbs., by express, \$30.00.

136—SLATE'S LATE DRUMHEAD.—This is a large, heavy, late variety which is very hardy and will withstand the cold and frost of late fall. The heads are large, round, heavy and somewhat flattened on top. It is a good keeper and very desirable in every respect for the late garden.

Pkt. 5c, oz. 30c, $\frac{1}{4}$ lb. 75c, lb. \$2.50, postpaid. 10 lbs., by express, \$20.00.

134—BURPEE'S SUREHEAD.—This is an old standby which has been a general favorite for almost half a century. It produces large, round, slightly flattened heads which often weigh from 15 to 20 pounds.

Pkt. 5c, oz. 30c, $\frac{1}{4}$ lb. 75c, lb. \$2.75, postpaid. 10 lbs., by express, \$22.50.


137—LATE FLAT DUTCH.—This is an ideal kind for late shipping. The heads are large, round, thick and flat. Its yield is even better than the Early Flat Dutch.

Pkt. 5c, oz. 30c, $\frac{1}{4}$ lb. 75c, lb. \$2.50, postpaid. 10 lbs., by express, \$20.00.

138—PERFECTION DRUMHEAD SAVOY.

—The vitamin content of this cabbage is greater than that of any other variety and for this reason it is highly desirable. The heads are large, solid, and heavy, made up of thick crumpled leaves. The inner leaves blanch and are very tender. Eat Savoy cabbage for health, because they lead the vegetable list in vitamins.

Pkt. 5c, oz. 35c, $\frac{1}{4}$ lb. \$1.00, lb. \$3.00, postpaid.



Succession

135—SUCCESSION.—This is one of the best main crop or second early cabbage to be had. It is a large, solid, flat head variety that matures a little later than the Charleston Wakefield, but makes an enormous yield. It can be grown in the winter like the Wakefield and its yield makes it an especially good sort for market. It is said to be one of the surest headers and produces better under adverse conditions than any other sort.

Pkt. 5c, oz. 30c, $\frac{1}{4}$ lb. 75c, lb. \$2.50, postpaid. 10 lbs. \$20.00, by express.

141—PETAISI KINSHUI.—This is a most desirable variety of the Chinese Cabbage. Heads very large, compact, and blanch easily. Plant and cultivate like cabbage, but tie up heads to blanch. Can be cooked or eaten green in place of lettuce.

Pkt. 5c, oz. 35c, $\frac{1}{4}$ lb. \$1.00, lb. \$3.00, postpaid. 10 lbs., by express, \$22.50.

Brussels Sprouts

Sow seed during June or July in well-prepared bed and transplant as soon as large enough. Set in rows three feet apart and eighteen inches apart in the row. Cultivate like cabbage and it will give a good crop of delicious sprouts in the fall and winter.


121—DWARF IMPROVED or LONG ISLAND.—This is the surest cropper known and produces a compact mass of tender sprouts of choice quality. These are far better than cabbage.

Pkt. 5c, oz. 30c, $\frac{1}{4}$ lb. \$1.00, lb. \$3.00, postpaid.

Celeraic

151—GIANT PRAGUE CELERAIC.—The turnip rooted celery is quite valuable for cooking and keeps better than others. Sow seed and handle like celery, except it is not necessary to bank. Store in root cellar or leave in open and use as needed after roots attain two inches or more in diameter.

Pkt. 5c, oz. 25c, $\frac{1}{4}$ lb. 75c, lb. \$2.50, postpaid.



Perfection Drumhead Savoy



Improved Long Orange Carrot

Collards

Collards may be sowed in the open ground at almost any time of spring or summer. Sow in drills from 12 to 24 inches apart and cover about one inch deep. Later thin plants to six or eight inches apart in the row.

156—TRUE GEORGIA.—The old reliable of the collards. It grows very large and produces excellent greens. As the leaves are pulled others take their places.

Pkt. 5c, oz. 10c, $\frac{1}{4}$ lb. 30c, lb. 75c, postpaid. 10 lbs., by express, \$6.00.

157—NORTH CAROLINA SHORT STEM.—The stems are very short; the leaves are large and spreading, the plants are very hardy and able to withstand both drought and cold. Often called Cabbage Collard.

Pkt. 5c, oz. 10c, $\frac{1}{4}$ lb. 30c, lb. \$1.00, postpaid. 10 lbs., by express, \$8.00.

Corn Salad

158—LARGE ROUND LEAVED.—A quick growing substitute for lettuce. Seed should be sowed very early in the spring in light, rich soil. Or it may be seeded during the fall and covered with straw or leaves and used during the winter.

Pkt. 5c, oz. 15c, $\frac{1}{4}$ lb. 45c, postpaid.

Carrots

Sow in a rich, sandy loam which has been well manured the previous year. The soil should be thoroughly pulverized before seeding, because the seed are very small, and there is danger of covering them too deep. Sow in drills 24 inches apart at the rate of one ounce to every 100 feet of row. After the plants attain some size, thin them to 3 or 4 inches apart and give frequent shallow cultivation. The time for seeding extends from early spring to the middle of the summer.

145—DANVER'S HALF LONG.—The roots are smooth, 8 to 10 inches long, and of a deep orange color. The flesh is fine grained, sweet and of the very best quality. This is an excellent variety either for the home garden or for the market.

Pkt. 5c, oz. 15c, $\frac{1}{4}$ lb. 40c, lb. \$1.25, postpaid. 10 lbs., by express, \$10.00.

148—EARLY SCARLET HORN.—One of the best carrots for extra early use or for forcing. It is the earliest in cultivation and makes small growth of tops, medium size root which is rather long, and of a reddish yellow color.

Pkt. 5c, oz. 15c, $\frac{1}{4}$ lb. 40c, lb. \$1.25, postpaid. 10 lbs., by express, \$10.00.

146—CHANTENAY.—Suited to either garden or field culture. It makes a good yield and is often used for stock feed. It has a medium sized top, small neck, stump root, and a broad thick shoulder. The roots are of an orange color, and the flesh is of good quality.

Pkt. 5c, oz. 15c, $\frac{1}{4}$ lb. 40c, lb. \$1.25, postpaid. 10 lbs., by express, \$10.00.

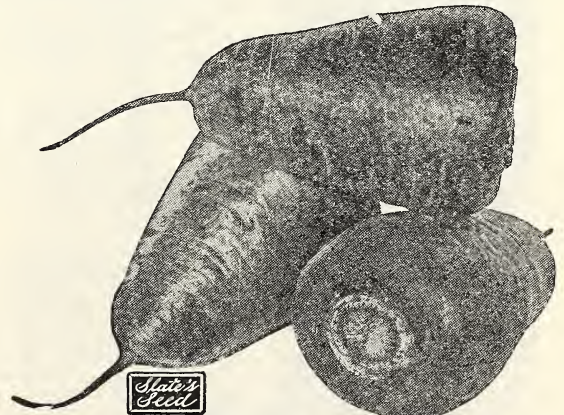
147—IMPROVED LONG ORANGE.—This is one of the most popular sorts for table use; therefore it is especially recommended to home gardeners. The roots are long, smooth and tapering. The flesh is very tender and crisp and of a beautiful orange color.

Pkt. 5c, oz. 10c, $\frac{1}{4}$ lb. 30c, lb. \$1.00, postpaid. 10 lbs., by express, \$8.00.

Cress

159—FINE CURLED UPLAND.—A most desirable and easy grown garnish. Leaves nicely curled and cut and have a pleasing pungent taste. Sow in a corner of the garden during the spring or early summer.

Pkt. 5c, oz. 15c, $\frac{1}{4}$ lb. 40c, postpaid.



Danver's Half Long Carrot

Garden Corn

Good corn can be grown by anyone who has good rich land, well manured, carefully prepared, and who cultivates his crop frequently. Prepare rows three feet apart and drop two or three kernels every twelve inches. Later thin to two feet apart in the row. Early and late plantings should be thicker than main crop, because at these seasons it is harder to get the seed to germinate properly. For the early plantings, the dent varieties are best, because they will stand more cold, wet weather than the sugar corns. For main crop, however, there is nothing better than sugar corn. To have good tender corn on the table all summer, continue to make small plantings every two weeks from early spring until two months before frost is due in the fall. The Dipdust treatment of seed corn will do wonders towards securing a better stand. Earlier planting can be made. Dipdust kills smut and other diseases of corn, increases the yield, and keeps the seed from rotting in the ground. See page 5.

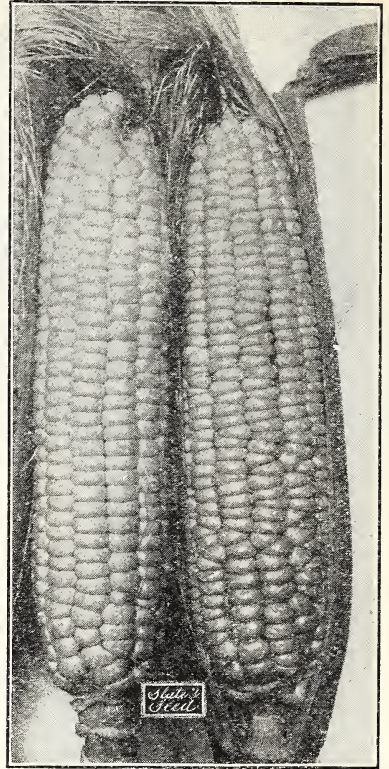
DENT VARIETIES

47—BLANDS EXTRA EARLY.—Said by many growers to be the very earliest corn in cultivation. It makes a small stalk and medium size ear, but comes in about two weeks ahead of most early corns, and proves most welcome for the first and last plantings of the season.

Pkt. 10c, lb. 30c, 5 lbs. \$1.15, postpaid. 15 lbs. \$1.85, 100 lbs. \$12.00, by express.

40—ADAMS EXTRA EARLY.—A popular variety for the early planting that is noted for its hardy nature. It will withstand both cold and wet to a remarkable degree and produce a good crop of medium sized ears. Practically as early as the Blands.

Pkt. 10c, lb. 30c, 5 lbs. \$1.10, postpaid. 15 lbs. \$1.85, 100 lbs. \$12.00, by express.



Adams Early

41—ADAMS EARLY.—A very early, but exceptionally large strain of the Adams corn and we believe it to be the best for early plantings. This variety comes just about a week later than the Adams Extra Early, but makes a very large ear. It is a dent variety, but produces a corn of tender, delicious quality. For both market and home growers it is a valuable variety and should be planted liberally for early use. Stalks grow about six to eight feet tall and bear from one to three large ears. Matures in about 65 days.

Pkt. 10c, lb. 30c, 5 lbs. \$1.10, postpaid. 15 lbs. \$1.75, 100 lbs. \$10.00, by express.

42—TRUCKERS FAVORITE.—The most popular of all the dent corns. It makes a good tall stalk with large ear and matures about one week later than the Adams Early. It makes a most desirable field corn for late planting or for market. Its yield is as good as the average field corn and it matures in about eighty days.

Pkt. 10c, lb. 30c, 5 lbs. \$1.10, postpaid. 15 lbs. \$1.75, 100 lbs. \$10.00, by express.

44—NORFOLK MARKET.—This is a most valuable corn for either the home or market gardener. It is early, coming in about with Truckers Favorite, makes good large ears and is of excellent quality. The stalks are medium tall with good fodder growth and make from one to two ears.

Pkt. 10c, lb. 30c, 5 lbs. \$1.10, postpaid. 15 lbs. \$1.60, 100 lbs. \$8.00, by express.

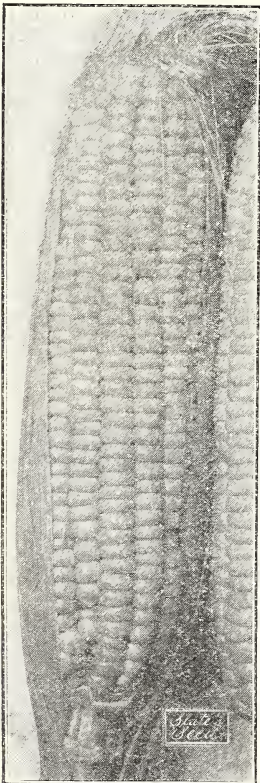
43—SNOWFLAKE.—An early field corn that is much used for gardens. It grows larger than even the Truckers Favorite and makes better ears. About ten days later than Truckers Favorite in maturing.

Pkt. 10c, lb. 30c, 5 lbs. \$1.10, postpaid. 15 lbs. \$1.60, 100 lbs. \$8.00, by express.


SUGAR VARIETIES

49—HOWLING MOB.—This is the earliest of the large sugar corns, and deserves its wide popularity. By planting Golden Giant, Howling Mob, Stowells Evergreen and Country Gentleman all at one time a succession of sugar corn can be had over a long period. These mature in the order named and all of them are the finest of table varieties. Howling Mob grows a stalk of medium size but is very prolific. The ears are large and filled with pearl white grains. Market growers will find this a most profitable sort.

Pkt. 10c, lb. 35c, 5 lbs. \$1.25, postpaid. 15 lbs. \$2.75, 100 lbs. \$16.00, by express.



Truckers Favorite



De Lues Golden Giant

50—DE LUES GOLDEN GIANT.—This new variety is so far superior to the old Golden Bantam that we have discontinued the old sort. This sort has all of the good points of the Bantam and is much larger and better corn. The stalks are of medium size and very prolific. The ears are much larger but retain the fine flavor of the Golden Bantam and have the same small cob and large golden grains. It is a little earlier than Adams Early and the earliest sugar corn we know which makes it valuable to both home and market growers.

Pkt. 10c, lb. 35c, 5 lbs. \$1.50, postpaid. 15 lbs. \$3.40, 100 lbs. \$17.00, by express.

48—BLACK MEXICAN.—A second early sort making a good stalk and large ears. When green the corn is not black but of a dark color. This sort has a following and people who use it one year demand it again, so we are confident that it has merits worthy of a trial.

Pkt. 10c, lb. 35c, 5 lbs. \$1.25, postpaid. 15 lbs. \$2.75, 100 lbs. \$16.00, by express.

45—COUNTRY GENTLEMAN.—One of the most popular main crop sweet corns in cultivation. Stalks grow tall and bear several large ears of from eight to ten inches, which are irregularly crowded with pearly white grains. The grains are very small and long. Cob small. The only objection to it is in the fact that the seed being so narrow and wrinkled makes it hard to germinate as good as other corns. Therefore, when planting it, use more seed.

Pkt. 10c, lb. 35c, 5 lbs. \$1.25, postpaid. 15 lbs. \$2.75, 100 lbs. \$16.00, by express.

46—STOWELL'S EVERGREEN.—We have never seen any sweet corn that possessed the robust stalk, large ear, and good quality corn that this one does. It is not early but makes an excellent sort for main crop and late use and is the best of all for canning. It will remain longer in the edible stage than any other. The stalks are as tall and robust as those of field varieties with large leafy fodder and bearing several ears each. The ears are the largest of any of the sweet corns, with long rows of large white kernels set straight upon the cob.

Pkt. 10c, lb. 35c, 5 lbs. \$1.25, postpaid. 15 lbs. \$2.75, 100 lbs. \$15.00, by express.

POP CORN

51—SLATE'S WHITE RICE.—This is an ideal kind for popping or for growing for poultry feed. It is very prolific, bearing a number of ears to each small stalk. Ears are of medium size and well filled with pearly white grains, which are pointed. An ideal sort for the kids to grow and store for winter.

Pkt. 10c, lb. 25c, 5 lbs. 95c, postpaid. 15 lbs. \$1.85, by express.

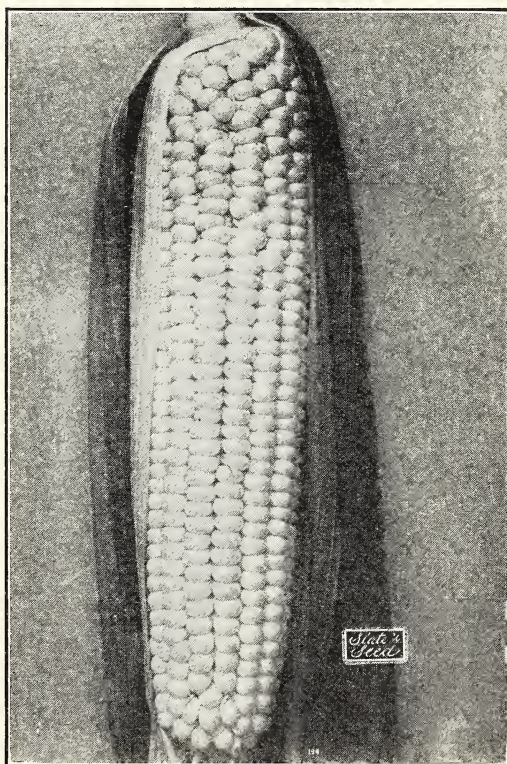
52—GOLDEN QUEEN.—Similar in all respects to the above sort except that its grains are of a beautiful golden yellow color. Some prefer the golden color. It is pure white when popped.

Pkt. 10c, lb. 25c, 5 lbs. 95c, postpaid. 15 lbs. \$1.85, by express.

Dandelion

176—AMERICAN IMPROVED.—An improved sort that has large thick leaves of the best quality. The dandelion has a peculiar taste that is greatly liked by many people.

Pkt. 5c, oz. 50c, ¼ lb. \$1.50, postpaid.



Stowells Evergreen

Cucumbers


The soil selected for Cucumbers should be a light sand or sand loam. Barnyard litter makes the best fertilizer. Prepare large hills about six feet apart each way, and plant from eight to ten seed in each hill. After the plants get beyond danger from insects, thin to four plants per hill and give shallow cultivation until the vines begin to run. The time for seeding extends from just after the last frost in spring until August. Cucumbers are very susceptible to insect attacks and should be sprayed as soon as the bugs appear and as often as they are found. See spray section of this book for material and instructions, also page 6 for seed treatment.

166.—SLATE'S EARLY FORTUNE.—We consider this the best and most popular market cucumber grown. It is one of the earliest to produce, very productive, and the fruit is far above that of any other variety in both quality and appearance. The vines are hardy and resist disease to a remarkable extent. The fruit is regular in size, matures uniformly, rather long and of a deep green color, which it holds for days after being pulled. In quantity, quality, appearance and market value this cucumber cannot be equalled.

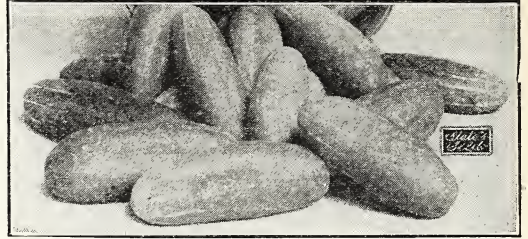
Pkt. 5c, oz. 15c, $\frac{1}{4}$ lb. 40c, lb. \$1.25, postpaid. 10 lbs. \$10.00, by express.

167.—EARLY CLUSTER.—An early, small and very prolific variety. It is an excellent kind for the home garden. The vines are extremely hardy and produce their fruit in clusters of two or three. The fruit is small and of a much better quality than the larger ones. They make excellent pickles or the tenderest when sliced.

Pkt. 5c, oz. 15c, $\frac{1}{4}$ lb. 35c, lb. \$1.00, postpaid. 10 lbs. \$9.00, by express.



Improved Long Green Cucumber



Slate's Extra Early White Spine Cucumber

165.—SLATE'S EXTRA EARLY WHITE SPINE.—One of the earliest and best cucumbers in cultivation. Our strain has been bred and perfected to meet the exacting needs of market growers and is now used by some of the most critical. Its uniformity, appearance, and good quality recommend it just as highly to the home grower as to the man who grows for market. The fruit is from medium size to large, uniform shape, a clear green color shading to a light spot at the tip, and matures along with the earliest.

Pkt. 5c, oz. 15c, $\frac{1}{4}$ lb. 40c, lb. \$1.00, postpaid. 10 lbs. \$8.00, by express.

168.—DAVIS PERFECT.—This cucumber is old and reliable. It seems to hold friends among both the home and market gardeners. It is noted for the perfect fruit it produces. The fruit is long, rather slender, of a beautiful deep green color, and has few seeds.

Pkt. 5c, oz. 15c, $\frac{1}{4}$ lb. 45c, lb. \$1.25, postpaid. 10 lbs. \$10.00, by express.

169.—KLONDIKE.—This is a popular early variety of the White Spine type, which many growers prefer to any of the other sorts. The vines are hardy and productive. The fruit is about eight inches long, of a dark green color even at the tip; stands shipping almost as well as Early Fortune, and is uniform in size and growth. In all respects it is a good shipping cucumber.

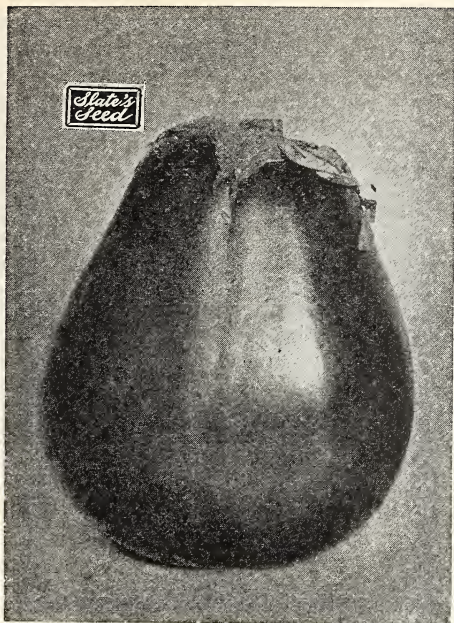
Pkt. 5c, oz. 15c, $\frac{1}{4}$ lb. 40c, lb. \$1.00, postpaid. 10 lbs. \$8.00, by express.

170.—FORDHOOK FAMOUS.—Where a large smooth cucumber is wanted for home use, nothing better can be found than this sort. It is rather early, maturing a little after our White Spine, but produces a big crop of large, light green fruit. The fruit is of medium length, large, smooth, dark green at stem shading to almost white tip, with crisp, tender flesh. For slicing nothing better can be found and it is also valuable for cutting up for pickles.

Pkt. 5c, oz. 15c, $\frac{1}{4}$ lb. 40c, lb. \$1.25, postpaid. 10 lbs. \$10.00, by express.

172.—IMPROVED LONG GREEN.—This is an old sort but still the most popular cucumber in cultivation. It makes an ideal sort for cutting up for pickles or for slicing and no other variety offers the big yield of enormous fruit that this does. The fruit is from ten to fifteen inches long, has a deep green color, and crisp, tender flesh. It is rather late in maturing but its yield and fine fruit readily offset this disadvantage. Every home gardener should make at least one planting of this grand variety.

Pkt. 5c, oz. 15c, $\frac{1}{4}$ lb. 45c, lb. \$1.50, postpaid. 10 lbs. \$12.50, by express.



New York Improved Spineless Egg Plant

Cucumbers—Cont'd

171—CHICAGO PICKLING.—A standard late variety which combines all the qualities which go to make up an ideal pickling cucumber. The vines are hardy and very productive. The fruit runs from small to medium size, and can often be pickled whole.

Pkt. 5c, oz. 15c, $\frac{1}{4}$ lb. 40c, lb. \$1.25, postpaid. 10 lbs. \$10.00, by express.

173—JAPANESE CLIMBING.—A most novel and useful variety combined. It makes a strong vigorous vine that climbs readily on trellis or wire. Yields a good crop of very long, smooth fruit which is netted similar to a cantaloupe when ripe. Fruit is of excellent flavor and good for slicing or for cutting for pickles.

Pkt. 5c, oz. 15c, $\frac{1}{4}$ lb. 45c, lb. \$1.45, postpaid.

174—WEST INDIA GHERKIN.—A small fruited prickly variety used for pickling whole. Its fruit is never over two or three inches long and is covered with spines.

Pkt. 5c, oz. 20c, $\frac{1}{4}$ lb. 60c, lb. \$2.00, postpaid.

Kohl Rabi

This makes a most delicious dish for early spring or late fall use. It makes bulbs or roots similar to a turnip but of better flavor. Sow seed in shallow rows and thin to four inches apart in the row. Will mature in about six weeks from planting.

190—EARLY WHITE VIENNA.—Bulbs of medium size with thin green skin. Flesh pure white and very tender.

Pkt. 5c, oz. 25c, $\frac{1}{4}$ lb. 75c, lb. \$2.25, postpaid.

Endive

177—BROAD LEAVED.—The heads are large and the leaves are very broad and thick with white midribs. Excellent for soups, salads, or garnishing.

Pkt. 5c, oz. 15c, $\frac{1}{4}$ lb. 45c, lb. \$1.50, postpaid.

Egg Plant

Sow the seed in hot bed as soon as warm weather comes, but do not be in too great a hurry. They require warm weather to germinate properly. As soon as large enough transplant to a cold frame or directly to the garden. Rows should be three feet apart and plants should be set from two to three feet apart in the row. Cultivate frequently and work the soil up around the stems. If insects begin to eat them, apply Garden Guard.

178—NEW YORK IMPROVED SPINELESS.—Plants of low spreading growth and entirely spineless. Fruit is large, smooth, and of a deep purple color. A good sort for either home or market growers.

Pkt. 10c, oz. 60c, $\frac{1}{4}$ lb. \$1.75, lb. \$6.00, postpaid.

179—BLACK BEAUTY.—A popular variety of vigorous growth that holds its fruit well off the ground. Fruit large, smooth, of excellent quality, and a purplish black color.

Pkt. 10c, oz. 60c, $\frac{1}{4}$ lb. \$1.75, lb. \$6.00, postpaid.

Kale

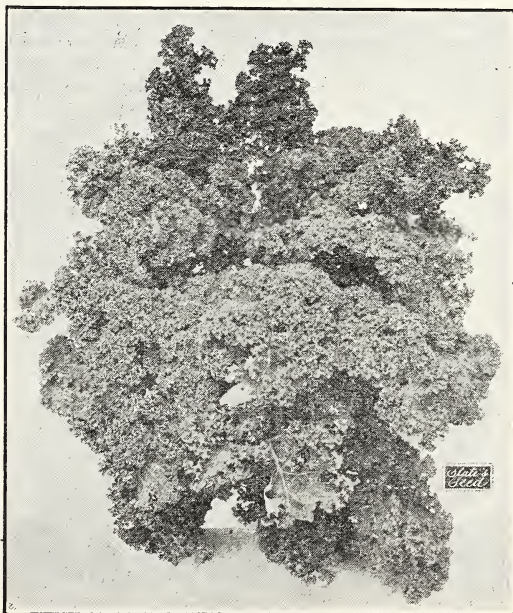
A hardy vegetable of very simple culture yet it supplies the table with some of the very best greens and at a time when other things are scarce. Sow in beds or shallow rows eighteen inches apart. Seeding may be done in early spring or fall and the greens will be ready for use in a few weeks.

188—DWARF CURLED SCOTCH or NORFOLK.—A dwarf spreading plant growing about eighteen inches tall with very long spreading leaves. Leaves curled and crimped and have a delicious flavor.

Pkt. 5c, oz. 10c, $\frac{1}{4}$ lb. 30c, lb. 90c, postpaid. 10 lbs. \$6.00, by express.

189—DWARF CURLED SIBERIAN.—Another dwarf plant of hardy habits. It has long spreading leaves that make the best of tender greens. Will stand more cold weather than any other variety.

Pkt. 5c, oz. 10c, $\frac{1}{4}$ lb. 30c, lb. 75c, postpaid. 10 lbs. \$5.50, by express.



Dwarf Curled Scotch or Norfolk Kale

Lettuce

The heading varieties should be started very early in the spring in a hot bed or cold frame. When plants are about three inches high, transplant to well-prepared rows in the garden, setting them ten inches apart in the row. The loose or curled varieties may be seeded in shallow rows or in cold frame and used from there. In order to have crisp, tender lettuce, it is essential that the plant be kept growing as fast as possible. Any check in the growth tends to make it tough. Treat the seed with Dipdust. See page 6.

198—ICEBERG.—This variety makes the largest heads of any and is considered the best general purpose lettuce to be had. It was introduced some years ago and has become so popular that it commands a premium on all markets. For both home and market growers there is nothing better. The heads are very solid and made up of perfectly blanched leaves of the very tenderest quality. It stands both cold and hot weather unusually well, and we highly recommend it for both early and late sowing.

Pkt. 10c, oz. 25c, $\frac{1}{4}$ lb. 75c, lb. \$2.50, postpaid.

195—BIG BOSTON.—One of the earliest and best of head lettuce. The leaves are large and form a compact head which blanches perfectly.


Pkt. 5c, oz. 20c, $\frac{1}{4}$ lb. 60c, lb. \$1.25, postpaid. 10 lbs. \$10.00, by express.

197—WAYAHEAD.—A very fine early variety, making large heads which are formed by large tender leaves being closely folded together. Blanches to a rich yellowish shade and makes one of the best varieties for forcing.


Pkt. 5c, oz. 15c, $\frac{1}{4}$ lb. 50c, lb. \$1.75, postpaid. 10 lbs. \$12.50, by express.

199—NEW YORK IMPROVED or LOS ANGELES.—One of the largest of the heading sorts and much used by market growers. The heads are very large, compact, and formed by large leaves which are frilled about the edges. Blanches easily and makes a good sort for the home garden.

Pkt. 10c, oz. 25c, $\frac{1}{4}$ lb. 75c, lb. \$2.50, postpaid.



Prize Head Early



Iceberg Lettuce

LOOSE OR CURLED VARIETIES

201—PRIZE HEAD EARLY.—Leaves are large, crumpled and curled and of a bright green color tinged with red at the edges. It is very early and its unusual colorings make it a most desirable sort for garnishing.

Pkt. 5c, oz. 15c, $\frac{1}{4}$ lb. 50c, lb. \$1.50, postpaid.

202—EARLY CURLED SIMPSON.—An early sort making large curled leaves of a beautiful light green color. It is very tender and in all respects a most desirable variety.

Pkt. 5c, oz. 15c, $\frac{1}{4}$ lb. 50c, lb. \$1.50, postpaid.

Gourds

185—NEST EGG.—A small gourd about the size of an egg and makes good nest eggs, or may be used in darning.

Pkt. 5c, oz. 15c, $\frac{1}{4}$ lb. 45c, postpaid.

186—SUGAR TROUGH.—Makes many useful containers or decorations. Shell is very hard but thin and light and can be carved into many shapes.

Pkt. 5c, oz. 15c, $\frac{1}{4}$ lb. 45c, postpaid.

187—DISH CLOTH.—The fibrous interior of this kind makes good sponges or similar material for washing.

Pkt. 5c, oz. 15c, $\frac{1}{4}$ lb. 45c, postpaid.

Leek

191—AMERICAN FLAG.—This is one of the largest and best of the leek family. Tops are beautifully curled. Roots thick, mild and sweet.

Pkt. 5c, oz. 25c, $\frac{1}{4}$ lb. 75c, lb. \$2.25, postpaid.

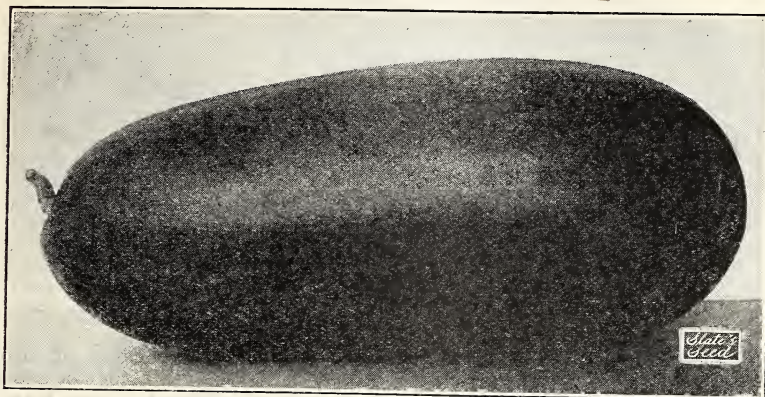
We have bought seed of you for several years and all have given good results. I don't think I ever saw seed come up better and I can't possibly say too much for your Extra Early Perfection Tomato. In 1923, I planted about 130 hills of them and canned 52 half gallon jars and had all that a family of ten could eat besides. Then we gave some to the neighbors and sold some. And at frost, there was an abundance of green ones which we gathered and put away to ripen. There is no better keeper besides its good table qualities. It is as early as any we ever planted, has the most uniform size of any, and the vines are not subject to disease. And we did not stake them either.

J. H. HOLDER,

March 20, 1925.

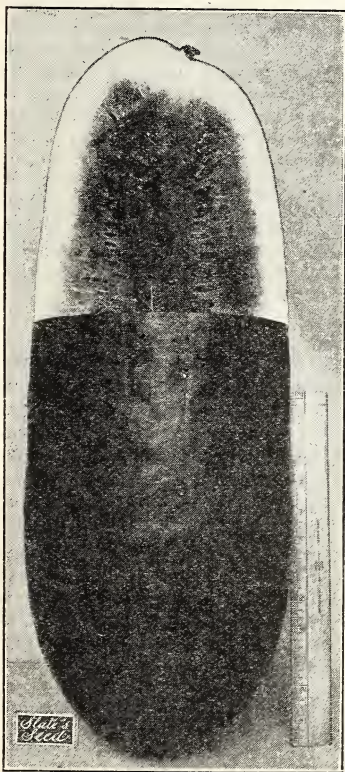
Nut Bush, Va.

Watermelons



Tom Watson Watermelon

around the hills. One ounce of seed plants about twenty-five hills; three to five pounds per acre. Insects will often destroy a perfect stand of watermelons almost overnight. These bugs attack the plant right at the ground and suck the sap until the plant dies. For some years we have experimented with insecticides and have finally found one that will kill these bugs and save the watermelons. It is a nicotine dust that should be applied late in the evening when the bugs are at work. Use a Feeny or other make dust gun so as to throw the dust under the vines and on the bugs. Full details of how to keep the bugs off watermelon vines are given in the spray material section of this book. Dipdust treatment of the seed gives a better stand and healthier plants. See page 6.



Excell

Break the land deep, pulverize thoroughly, and prepare large beds eight feet apart. In these beds prepare large hills eight feet apart. Open the hills and drop in a shovelful of manure, covering it about six inches deep. Then chop into the top of each hill a handful of commercial fertilizer running high in Nitrogen and Potash. Plant from ten to twelve seed in each hill and cover them about one inch deep. After the plants get beyond danger from insects, thin to three plants per hill. Cultivate frequently and see that all grass is removed from

227—**TOM WATSON, CUT RED STRAIN.**—For years the Tom Watson has been the standard shipping melon, and a very popular sort for home use, and this improved strain is greatly increasing the demand for this old variety. The Cut Red strain is bred to do away with the white heart of the old strain and to give it solid red meat, free from strings, and of a luscious flavor. The melons grow very large, are oblong, and of a deep green color. The seed are a dark brownish color. We are confident that both home and market growers will find this strain a great improvement over the old type.

Pkt. 5c, oz. 10c, $\frac{1}{4}$ lb. 30c, lb. 85c, postpaid. 10 lbs. \$6.50, by express.

234—**IRISH GREY.**—A new melon that has proved its merits. The Irish Grey combines the large size, productiveness and good shipping qualities of the Tom Watson with the excellent quality flesh and sweetness of the Kleckley Sweets. It is a melon that will appeal alike to home growers and those who grow melons for shipping. The color is a light greenish grey. The flesh is very crisp, free from strings, and surpassingly sweet. If you want something different and better in watermelons, try Irish Grey.

Pkt. 5c, oz. 10c, $\frac{1}{4}$ lb. 25c, lb. 75c, postpaid. 10 lbs. \$6.00, by express.

225—**HARRIS EARLIEST.**—This is an extra early melon which does not compare with the later sorts in quality, but generally pays a handsome profit on the early market. We consider the quality fair, but its earliness makes it welcome either for home use or on the market. The fruit grows to a medium size, is oval, and striped with dark green and gray. The flesh is of a bright red color with black seed. It is one of the earliest varieties known, and we recommend it for early planting.

Pkt. 5c, oz. 10c, $\frac{1}{4}$ lb. 30c, lb. \$1.00, postpaid. 10 lbs. \$6.00, by express.

229—**FLORIDA FAVORITE.**—The melons grow from medium size to large, long, and are of a dark green color, which is mottled and striped with lighter shades. The rind is thin but firm. The flesh is of a beautiful scarlet color, solid, tender and very sweet. The seed are white. It is second early, a good producer, and especially desirable for home use.

Pkt. 5c, oz. 10c, $\frac{1}{4}$ lb. 25c, lb. 75c, postpaid. 10 lbs. \$6.00, by express.

233 — GEORGIA RATTLESNAKE or GYPSY.—

It belongs to the shipping type, having a rather thick rind, and has no equal for the late market. The melons are large and oblong. The skin is of a dark green color, mottled and striped with lighter shades. It is one of the best keeping melons known, and produces an enormous crop. The seed are white with black eyes. The flesh ranks with Tom Watson in eating qualities. For late melons, you cannot get a better one.

Pkt. 5c, oz. 10c, ¼ lb. 25c, lb. 75c, postpaid. 10 lbs. \$6.00, by express.

230—JACKSON.—The bright red flesh of this old variety is crisp and sweet, making it an ideal sort for the home garden or for local market. The melons are medium size to large, long, and of a bright green color. The flesh is bright red, firm and sweet, ripening close to the rind, which is rather thin. This is an old favorite of many particular growers which none of the newer sorts have been able to replace. It is a rather early variety, producing along with Florida Favorites and Kleckleys Sweets and the few seed present in the melons are white.

Pkt. 5c, oz. 10c, ¼ lb. 30c, lb. \$1.00, postpaid. 10 lbs. \$7.50, by express.

237—IMPROVED KLECKLEY SWEET.—

This is a very decided improvement over the popular old sort of this name. This melon retains the general shape and color of the old variety, but grows much larger, more uniform in size, has creamy white seed, firmer meat, with stronger rind. We might say that all of the objectionable features in the old Kleckley Sweet have been removed in this improved strain. Those growers who have been using Kleckley Sweets for years, will welcome this better melon and find it to fully meet their demands for a home and local market variety. The larger size attained by this sort is another great feature, because the old strain has for some years produced many medium size melons.

Pkt. 5c, oz. 15c, ¼ lb. 35c, lb. \$1.25, postpaid. 10 lbs. \$10.00, by express.

**Georgia Rattlesnake**

226—EXCELL.—The melons are large, of an oblong shape and have a dark green skin. In general appearance it strongly resembles the Tom Watson, but some growers claim that it is both a sweeter and larger melon than the Watson. It has medium thick rind and will stand shipping or can be used for local markets. The flesh is of a beautiful red color, crisp and tender, and just as sweet or sweeter than that of the Tom Watson. Its large size, handsome appearance and vigorous habits of growth have already made this one of the most popular varieties. This is a hybrid, however, containing both white and black seed, and the type is not very well set as yet. As a rule the melons are all uniform and good, but some off types may appear.


Pkt. 5c, oz. 10c, ¼ lb. 30c, lb. \$1.00, postpaid. 10 lbs. \$7.50, by express.

238—THURMOND GREY.—This melon has a light greenish grey rind which is very firm and will stand shipping to long distances. The flesh is bright red, very firm, tender, sweet, and ripens close to the rind. The melons are large and long. For a shipping melon there are few equals to this sort, and it will find a ready place in many home gardens on account of its excellent quality. We consider Thurmond Grey one of the leading melons to be introduced in the past few years and are sure that it will become very popular. When a large handsome melon of excellent quality is desired, for either home use, local market or shipping, this sort should be given a trial and a trial will convince any grower of its merits.

Pkt. 5c, oz. 10c, ¼ lb. 25c, lb. 75c, postpaid. 10 lbs. \$6.00, by express.


231—HALBERT HONEY.—In general appearance and quality of meat this is a close second to Keckley Sweets. It is very hard to tell the melons apart, and about the only difference is found in the seed. Halbert Honey seed have a blackeye or dark eye, which is not true of Keckley Sweets. The melons grow large, are long and have a dark green skin. The meat is a bright red, crisp, and very sweet, with white seed that have a dark eye. It ranks as one of the best sorts for home use and local market.

Pkt. 5c, oz. 10c, ¼ lb. 30c, lb. \$1.00, postpaid. 10 lbs. \$6.00, by express.



Kleckley Sweets

A Trio of Wonderful Watermelons



Black Gypsy

blue-black appearance. The rind is thin but tough which gives it good carrying qualities. The meat is deep blood red, very sweet, stringless, and tender. Seed white with black tips or rings. For home use and local markets nothing better can be found and we predict that shipping markets will readily take them when they become known. It grows from medium to large and makes the best eating melon to be had today.

Pkt. 10c, oz. 20c, $\frac{1}{4}$ lb. 60c, lb. \$1.75, postpaid.

239—SLATE'S BIG BOSTON.

—We originated this melon and first offered it in 1926. It has lived up to our prediction and become very popular with both home and market growers. The melons are large, long, and thick. The rind is strong enough to make a good shipping melon yet thin enough to fill every requirement for home use. The flesh is a bright red from one end of the melon to the other, crisp as a lettuce leaf, stringless and very sweet. The outer markings are a dark green skin which is indistinctly striped with a slightly lighter shade, giving the general appearance of a black green melon. This variety has grown some of the largest melons we have ever seen. A well grown specimen often weighs fifty pounds or more. Market growers have found this to be a money-maker for them and we do not know of any other variety that combines large size and excellent quality so well as this sort.

Pkt. 5c, oz. 15c, $\frac{1}{4}$ lb. 45c, lb. \$1.40, postpaid. 10 lbs. \$10.00, by express.



Wilson

will be found a valuable addition to our list of watermelons.

Pkt. 5c, oz. 20c, $\frac{1}{4}$ lb. 60c, lb. \$1.75, postpaid. 10 lbs. \$12.50, by express.

236—BLACK GYPSY.—This variety is destined to create a sensation in watermelon circles. One of the largest and most expert melon growers in this country grew our seed stock for us this year, and he is very high in his praise of this new melon. This man has grown practically every known variety and he states that Black Gypsy is distinctly a new sort and one of the finest melons he has ever seen. It was originated and named in one of the North Carolina melon growing sections. We secured a few seed and found it to be such a good one that we decided to grow and exploit it. Black Gypsy is a long melon, smaller at the stem end than at the blossom, has a blue rind with a green tint, giving it a

224—WILSON.—This is a comparatively new melon that is also known as Stone Mountain. It grows from medium to large size with fruit almost round and very heavy. It has made quite a reputation for its good quality in the few years it has been on the market and the man who once grows it wants it again. The rind is rather thin with firm, deep red flesh. It is what we would call an extra good variety for home or local market, because it has tender, crisp flesh that is sweet and luscious. Seed white. We did not introduce this melon but have noticed its many good qualities and place it before our customers with confidence that it



Slate's Big Boston

Dear Sirs:

I have used your seed for the past four or five years and have found them to be of first quality. I have had a good garden ever since I commenced using your seed. I have had the best of luck with your Danish Ball Head cabbage. It is the best I ever raised.

*Yours very truly, J. F. COFFEY.
March 12, 1927. Hays, N. C.*



Slate's Early Netted Gem Cantaloupe

Cantaloupes

Cantaloupes are very tender and should not be planted in the open ground until the weather becomes warm. However, extra early crops may be produced by starting the seed in trays, window boxes or paper pots and resetting the plants. A light rich sand loam is the best soil. Hills should be prepared four feet apart each way. Chop a handful of manure or fertilizer into the top of each hill, and plant the seed six to ten in each hill, covering them one inch deep. After the first two or three leaves of the plant have taken on their shape, thin to three plants per hill. Give frequent shallow cultivation until the vines begin to spread over the hill, making further cultivation impossible.

See Spray Material section of this book for a good insecticide to kill the bugs that destroy the cantaloupe vines every year. Treat the seed with Dipdust. See page 6.

205—EXTRA EARLY HANOVER.—A popular green fleshed melon for early market or home use. It is among the first to mature and makes fruit of medium to large size, evenly ribbed, and covered with coarse netting. In shape it is round, but slightly flattened at the ends. Flesh of very good quality.

Pkt. 5c, oz. 15c, $\frac{1}{4}$ lb. 40c, lb. \$1.25 postpaid. 10 lbs. \$10.00 by express.

207—SLATE'S EARLY NETTED GEM.—This is a melon of the finest Rockyford strain which has been developed to meet our eastern conditions. We believe it to be better adapted to our soils and climate than the true Rockyford. Yet it retains the high flavor and excellent quality of the parent strain. It is an early and prolific sort and will do for either home, local market, or for shipping. The fruit is of medium size, almost round, and thickly netted. The flesh is thick, fine grained, green, and has that delicious spicy flavor.

Pkt. 5c, oz. 15c, $\frac{1}{4}$ lb. 40c, lb. \$1.25 postpaid. 10 lbs. \$10.00 by express.

206—EXTRA EARLY HACKENSACK.—This is an extra early variety of the popular Hackensack strain. The vines are vigorous and productive. The melons ripen very early and ahead of most other sorts. The fruit is of medium size, round, flattened at the ends, and covered with coarse netting. The flesh is green, of good quality and sweet. We recommend this for extra early market melons.

Pkt. 5c, oz. 15c, $\frac{1}{4}$ lb. 40c, lb. \$1.25, postpaid. 10 lbs. \$10.00 by express.

208—EXTRA EARLY JENNY LIND.—Also known as the Nutmeg, deriving its name from its rich flavor. This is one of the earliest melons known and good for either home use or for the early market. The fruit is small, round and slightly flattened at the ends. The flesh is dark green and very sweet.


Pkt. 5c, oz. 15c, $\frac{1}{4}$ lb. 40c, lb. \$1.25, postpaid. 10 lbs. \$10.00 by express.

209—EDEN GEM, or NETTED ROCK.—This is one of the finest market melons known to me. For a shipping melon it cannot be surpassed, since it combines all of the good qualities which a shipper should have, such as size, shape, netting, freedom from prominent ribs, and firm, sweet flesh. The flesh is thick, firm and sweet, with a small seed cavity. It is noted for its uniformity in both size and ripening habit, and is a heavy yielder.

Pkt. 5c, oz. 15c, $\frac{1}{4}$ lb. 40c, lb. \$1.25, postpaid. 10 lbs. \$10.00 by express.

210—CHAMPION MARKET.—This is an ideal melon for the home market. It is rather large for shipping, but commands top market prices on local markets. The flesh is moderately thick, of a beautiful green color and a rich sweet flavor. It ranks among the most productive, and its handsome appearance makes it an easy seller.

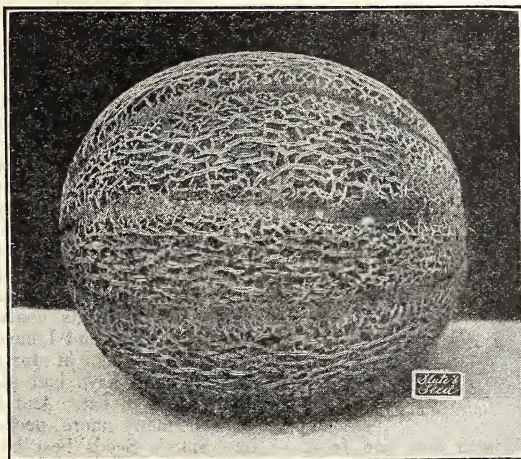
Pkt. 5c, oz. 15c, $\frac{1}{4}$ lb. 40c, lb. \$1.25 postpaid.



Large Hackensack Cantaloupe

213—SLATE'S GOLD LINED NETTED ROCK.—The market gardener who wishes to secure the top market prices, and the home gardener who wishes the sweetest, the most solid and the most deliciously flavored melon, cannot do better than to get this one. It is a true Rocky Ford. It is free from deep ribs, has perfect netting and the ideal shape for shipping. It attains a good crating size and has all the requirements for a market melon. The flesh is green, with a thin golden lining next to the seed cavity. The thick, tender flesh is sweet and has a rich, luscious flavor. This melon is uniformly good and not like some varieties—good one season and tasteless the next. Of course, soil and weather conditions affect its quality, just as they do other sorts, but this one comes nearer to being always good than any cantaloupe we have ever seen. Its ripening habits are uniform. Practically every melon is of the same size.

Pkt. 5c, oz. 15c, $\frac{1}{4}$ lb. 45c, lb. \$1.35 postpaid. 10 lbs. \$11.00 by express.




Gold Lined Netted Rock Cantaloupe

212—HONEY DEW MELON.—This is one of the most delicious of all melons. It is practically new and few people have ever tried it. It is late in maturing and at least ninety days is required for its growth. Plant like cantaloupes and pull when the blossom end begins to get slightly soft. Can be stored and kept for a week or more before eating. The melons are large, rather long, and have a yellowish or creamy white smooth skin. The flesh is thick and has a rich sweet flavor such as you have never tasted in any other melon.

Pkt. 5c, oz. 15c, $\frac{1}{4}$ lb. 45c, lb. \$1.50, postpaid. 10 lbs. by express, \$12.50.

216—LARGE HACKENSACK.—Also known as Turks Cap. This is the largest of our cantaloupes and in every respect a good melon. Vines grow vigorous and are productive, bearing large, round melons that are slightly flat at the ends and covered with coarse netting. The flesh is thick, highly flavored and sweet. It is most too large for shipping, but makes an ideal melon for local market and home use.

Pkt. 5c, oz. 15c, $\frac{1}{4}$ lb. 40c, lb. \$1.25, postpaid. 10 lbs. \$10.00 by express.



Ideal Rocky Ford Cantaloupe

217—ACME or BALTIMORE MARKET.—Also known as the Anne Arundel. This is a large green flesh melon of the second early or main crop sort. The melons are rather large, inclined to be long or pointed at the ends, and covered with coarse netting. Flesh of excellent quality, thick and sweet. Vines are very productive and it is known as a sure cropper. Pkt. 5c, oz. 15c, $\frac{1}{4}$ lb. 40c, lb. \$1.25, postpaid. 10 lbs. \$10.00 by express.

211—EXTRA EARLY KNIGHT.—This is an early cantaloupe of the shipping type, but it is generally found in the home garden. The melons are of a medium size, thickly netted and oval shape. The flesh is a rich green, thick and very sweet.

Pkt. 5c, oz. 15c, $\frac{1}{4}$ lb. 40c, lb. \$1.25, postpaid. 10 lbs. \$10.00 by express.

214—IDEAL ROCKY FORD.—Many people are such firm believers in the Rocky Ford cantaloupes that they will have no other sort. For them I offer this, one of the best of its kind. It is a general purpose melon, good for home gardens, home market or for shipping. The flesh is firm, sweet, fine grained and of a beautiful green color. Its flavor is rich and spicy. It produces an enormous crop and in all respects is an excellent melon.

Pkt. 5c, oz. 15c, $\frac{1}{4}$ lb. 40c, lb. \$1.10, postpaid. 10 lbs. \$9.00, by express.

SALMON FLESH VARIETIES

220—**FORDHOOK**.—The fruit is rather large, round, with flattened ends and covered with coarse netting. The flesh is thick, sweet, of an orange-yellow color, and fine flavor. This melon has won great favor as a home garden variety and for local markets. It is noted for its small seed cavity and firm flesh. The vines are vigorous and productive.

Pkt. 5c, oz. 15c, $\frac{1}{4}$ lb. 40c, lb. \$1.25 postpaid. 10 lbs. \$10.00 by express.

219—**EMERALD GEM**.—The earliest of all the muskmelons and in many respects a most desirable sort for the main crop. It has vigorous vines which produce a quantity of the melons. The fruit is of medium size, only slightly ribbed, and very thinly netted with an emerald green color which shows a yellow shade after ripening. The flesh is thick, very sweet, and highly flavored. Fruit slightly flattened at the ends and almost round. For early market and home use nothing more desirable can be found.

Pkt. 5c, oz. 15c, $\frac{1}{4}$ lb. 40c, lb. \$1.25 postpaid. 10 lbs. \$10.00 by express.

221—**HOODOO**.—One of the most desirable of all of the salmon flesh melons. It makes a vigorous growth of vine and resists blight to a remarkable degree, thus giving a good crop where many other sorts fail. It is equally well adapted to home and market gardens and makes one of the best shipping melons to be had. The fruit is of medium size, oval, closely covered with fine netting, with a firm thin rind. The flesh is thick, of salmon color, very firm and sweet. Its fine quality and hardy nature should appeal to every grower.

Pkt. 5c, oz. 15c, $\frac{1}{4}$ lb. 40c, lb. \$1.25 postpaid. 10 lbs. \$10.00 by express.

218—**MILLER'S CREAM, or OSAGE**.—A popular old favorite for the home garden and local market. Fruits are large, slightly ribbed, thinly netted, and of oval shape. The rind is thin but firm and of a deep green color. The flesh is thick, sweet, of a rich salmon color, and has the fine flavor of the muskmelon. It ranks as one of the largest of the muskmelons.

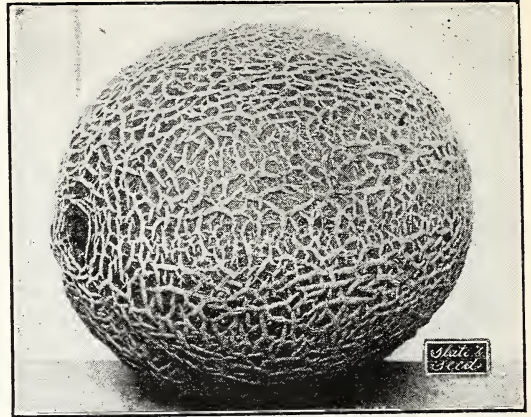
Pkt. 5c, oz. 15c, $\frac{1}{4}$ lb. 40c, lb. \$1.25 postpaid.

222—**BANANA**.—This is a long melon of novel appearance and a very good eating melon also. The fruit is very long, often measuring three feet in length, and very smooth yellow skin with practically no ribs. It resembles an enormous banana. The flesh is thin but of very good flavor, but nothing to compare with the other varieties in this respect.

Pkt. 5c, oz. 15c, $\frac{1}{4}$ lb. 45c, lb. \$1.50, postpaid.



Banana Muskmelon



Edwards Perfecto Muskmelon

228—**HEARTS OF GOLD**.—This is one of the sweetest and best flavored of the yellow fleshed melons. Sometime ago, I asked one of my cantaloupe seed growers what kinds of melons did he eat when he had all kinds at his disposal. He replied, "I always eat Hearts of Gold or Gold Lined Netted Rock if I can get them." This is a midseason or second early sort growing to about the same size as the Gold Lined Netted Rock and having very fine netting. The vines are especially hardy and vigorous. The melons have very thick sweet flesh of a bright salmon color.

Pkt. 5c, oz. 15c, $\frac{1}{4}$ lb. 50c, lb. \$1.50 postpaid. 10 lbs. \$12.00 by express.

223—**EDWARDS PERFECTO**.—A new type of the salmon fleshed Rocky Ford which is destined to find great favor with both market and home growers. The melons are of medium size, heavily netted and have no ribs. The seed cavity is small and triangular. The flesh is very thick, sweet, tender and spicy. The commercial grower will find in this a melon that has uniform size, good quality, handsome appearance and every shipping requisite. The home grower will find it a medium size melon that is uniformly good, very sweet, and far more reliable than many of the larger sorts.

Pkt. 5c, oz. 15c, $\frac{1}{4}$ lb. 40c, lb. \$1.25, postpaid. 10 lbs. \$10.00, by express.



An abundance of fresh vegetables makes big, strong boys and beautiful little girls, and you can readily see that little Miss Edna Earl Kirby, of Selma, N. C., has not lacked for any of the beauty builders. Her mother, Mrs. P. H. Kirby, writes under date of August 25, 1925: "I ordered two pounds of Sieva or Carolina pole butter beans, which cost me sixty cents. It is now August 25th, and I have already sold 15 pecks, at forty cents per peck, and have had all our family wanted to eat. And I expect to sell many more pecks between now and frost. I like Slate's Seeds best because I get more and better seed for the money than elsewhere. I also like your promptness."



The Largest Muskmelon

232—**SALMON GIANT.**—This is the largest muskmelon we have ever known, and in point of size it is a long ways ahead of its nearest competitor. The accompanying photograph gives a good illustration of the size of these melons. Miss Betsy Slate is holding one of the giant melons, which is almost as large as she is. The Salmon Giants will run from fifteen to twenty pounds each and almost all of them will reach this size on reasonably good soil. They are not extra early but mature after the early crop and make a number of the enormous melons to each vine. The melons are deeply ribbed with practically no netting, round and flat at the ends. The rind is thin, with the flesh running almost up to the very skin. The flesh is firm, extremely thick and fine grained. The color is a rich salmon. There are but few seed and these are extremely large, being about the size and shape of squash seed. For the grower who wishes to produce the largest muskmelons, we do not know of a variety that will touch this one. Many local markets desire large melons and often we find melons selling by size, and the largest bringing the best prices. For such places this melon will be a money maker for the man who grows it. Then there is always a great deal of pride attached to growing the largest melons in the community and every grower tries for this honor, and we can highly recommend the Salmon Giant to produce the largest melons that it is possible to grow.

Price—Pkt. 10c, oz. 25c, $\frac{1}{4}$ lb. 75c, lb. \$2.25, postpaid.


Gentlemen:

I am sending you a small order and wish to mention the success I had last year with one packet of your tomato seed. I set 140 of these plants and from that little patch furnished five families with all the tomatoes they needed and had them in abundance until frost. It was the finest tomato I have ever grown.

Yours very truly,

Stricklett, Ky.
March 14, 1927.

MRS. OTIS ADAMS.



The Best and Earliest

235—**FIRST ON THE MARKET.**—We introduced this melon in 1927 but at that time did not know what a good one it was. Since then we have grown them and placed it with many large growers and have found it to far exceed our anticipations. It is a salmon flesh melon of the Rockyford type, larger than the Rockyford and showing less ribs. Its shape is similar to the Rockyford but slightly less blunt at the ends. The netting is coarse and heavy. Its flesh is thick, spicy, tender, and very sweet and there are no other extra early melons that combine these good qualities. The vines are vigorous and productive and mature their fruit some two weeks earlier than the Rockyford and about as early as the Hanover. This melon has ideal size, good appearance, and real quality combined with extreme earliness, which make it the best extra early variety for either home or market. This introduction of ours fills a real need, because all of the very early melons offered in the past have been of very poor quality and when we saw that we had something as early as the earliest and as good as the Rockyford, we realized its importance. Any grower can build a steady patronage on this melon, because it is in demand throughout the season. There is no slump in the sales of First On The Market when the Rockyfords come on the market. And for the home garden, we do not know of a better combination than this melon and Gold Lined Netted Rock. These two are the last words in high quality and give a succession throughout the season.

Pkt. 10c, oz. 25c, $\frac{1}{4}$ lb. 75c, lb. \$2.25, postpaid.
10 lbs. \$18.00, by express.

Dear Sirs:

I have been ordering almost all of my garden seed from you for several years but in the spring of 1924 I ordered from another firm and I must say that I was disappointed in almost all my crops. I did not have enough beets that year to fill a half gallon can. Last year I ordered from you again. I bought one ounce of beet seed and put up 43 quarts of beets besides what we used during the summer. I gave a great many to my neighbors as well as furnishing two families with plants to transplant. In the future you will get all of my orders for garden seed. Slate's Seed sure come up.

Yours truly,

January 27, 1926.
Moneta, Va.

MRS. MINNIE D. MARTIN.



White Silverskin Onion

Mustard

This ranks as a most important garden crop owing to the very short time in which it can be matured. For very early spring and late fall use it makes a most valuable addition to the garden, and its greens are as good as turnip or kale. Mustard should be seeded either broadcast or in shallow drills. Sowing may be done at almost any time of the year and it will make greens in from four to six weeks from sowing.

203—SOUTHERN GIANT CURLED.—A beautifully curled and crimped variety that grows rapidly and makes an enormous crop of tender leaves. It is the most popular variety in cultivation and its frilled leaves make a most desirable garnish.

Pkt. 5c, oz. 10c, $\frac{1}{4}$ lb. 20c, lb. 60c, postpaid.

204—CHINESE BROAD LEAF.—A large smooth mustard which is preferred by many gardeners owing to the fact that its smooth leaves do not catch the grit and sand that the curled kinds do. This relieves much of the work of preparing it. It makes a big yield and its greens are as good as those of any variety.

Pkt. 5c, oz. 10c, $\frac{1}{4}$ lb. 20c, lb. 60c, postpaid.

Onion Sets

The best and quickest way to grow onions is from sets. These may be planted in the fall or spring and will make onions suitable for table use in a very short while. The White, Yellow, and Red Bottom sets are grown from seed from such varieties as Silverskin, Yellow Danvers, and Red Wethersfield. They are quick and make excellent onions of crisp tender quality and mild flavor. The Yellow Potato onion is a variety long known and used in the South. It does not make seed but a large onion planted will make a bunch of sets. These sets in turn when planted make a very large onion. The White Potato is more of a multiplier. It never grows a very large onion but makes one of the best for bunch onions in early spring and is the best keeping sort that we have ever known. Prices on onion sets will be found on page 92 of this book or in our weekly lists.

Onion Seed

Onions are very heavy feeders and require rich land. Use stable manure liberally and some commercial fertilizer containing a good portion of Potash. Prepare drills thirty inches apart and one inch deep. Sow seed thinly and cover with fine soil. Later, thin plants to stand from four to six inches apart in the row. Cultivate frequently. Seed may be started in hot bed or cold frame if desired and seedlings transplanted when large enough to move. When doing this the tips of the foliage should be clipped off. Seeding may be done in the fall or very early in the spring. It is a hardy crop and cold weather will not injure it much.

244—EXTRA EARLY WHITE PEARL.—One of the earliest onions in cultivation and makes one of the best large, white, mild onions for spring use, but will not keep well. It is the market growers most profitable sort.

Pkt. 10c, oz. 35c, $\frac{1}{4}$ lb. \$1.00, lb. \$3.00, postpaid.

245—WHITE SILVERSKIN.—Makes large white onions of mild flavor and very good keeping qualities and as a main crop variety, we highly recommend it for both home and market growers.

Pkt. 10c, oz. 25c, $\frac{1}{4}$ lb. 75c, lb. \$2.50, postpaid.

246—PRIZETAKER.—A large Spanish onion noted for its heavy yield and mild flavor. Skin yellowish brown but flesh white and sweet.

Pkt. 10c, oz. 25c, $\frac{1}{4}$ lb. 60c, lb. \$2.00, postpaid.

252—WHITE BERMUDA.—Makes one of the best spring onions for home use or for market. It is very early and makes large onions of a waxy white color. Flesh very mild and sweet.


Pkt. 10c, oz. 40c, $\frac{1}{4}$ lb. \$1.25, lb. \$4.00, postpaid.

247—YELLOW GLOBE DANVERS.—A large globe shape onion of real value for storing for winter use. It ranks as one of the best keepers. Bulbs are large, round, yellow skin, with crisp, mild flesh.

Pkt. 10c, oz. 25c, $\frac{1}{4}$ lb. 60c, lb. \$2.00, postpaid.

248—LARGE RED WETHERSFIELD.—The bulbs are large, round, thick, and slightly flattened. The flesh is just pungent enough to make it desirable and of a purplish white color. Yields an enormous crop, and is a good keeper.

Pkt. 10c, oz. 25c, $\frac{1}{4}$ lb. 60c, lb. \$2.00, postpaid.



Yellow Danvers Onion

Okra

This is a warm weather crop and should not be seeded until early summer. Sow seed in drills two to three feet apart and one inch deep. Later, thin plants to stand eighteen inches apart in the row and cultivate like corn. Okra makes a most valuable vegetable for soups and can be fried. It is easy to grow and a few plants will well repay the trouble.

240—EARLY DWARF GREEN.—A very early variety of dwarf habit but very productive. The pods are long slender and of a light green color.

Pkt. 5c, oz. 10c, $\frac{1}{4}$ lb. 25c, lb. 75c, postpaid.

241—WHITE VELVET.—The plants are large and productive, growing to a height of about six feet and bearing an abundance of large, round, smooth pods of a velvety white appearance.

Pkt. 5c, oz. 10c, $\frac{1}{4}$ lb. 25c, lb. 75c, postpaid.

242—PERKINS MAMMOTH.—The pods are of an intense green color and usually very long and slender. It grows tall and produces an enormous crop.

Pkt. 5c, oz. 10c, $\frac{1}{4}$ lb. 25c, lb. 75c, postpaid.

243—IMPROVED LONG GREENPOD.—A most popular variety in the South. The pods are unusually long and slender. They are of a deep green color, tender, and said to remain edible longer than those of other sorts. Grows tall and is one of the most productive of all.

Pkt. 5c, oz. 10c, $\frac{1}{4}$ lb. 25c, lb. 75c, postpaid.



White Velvet Okra

Parsley

These seed are very slow to germinate and should be soaked for a few hours in luke-warm water before sowing. Sow in the fall or early spring in light drills or broadcast. A very rich soil is required and it will last longer if sowed in a partially shaded situation. It is a most valuable seasoning for soups and meats, and is the best of all garnishes.

A parsley bed requires but little space in the garden and almost no care after it is once started. Prepare a small bed in some corner of the garden and it will yield great returns.

261—DOUBLE CURLLED.—The most beautiful of all parsleys. The leaves are beautifully cut and crimped and make most desirable garnishes. It has fine flavor and is equally as good for seasoning.


Pkt. 5c, oz. 10c, $\frac{1}{4}$ lb. 30c, lb. 90c, postpaid.

262—PLAIN.—A smooth leaf variety that can be used for garnishing or for seasoning. Many people prefer the smooth green leaf.

Pkt. 5c, oz. 10c, $\frac{1}{4}$ lb. 25c, lb. 75c, postpaid.

263—LARGE HAMBURG TURNIP ROOTED.—The best of all for soups. It makes a medium size root which possesses the fine flavor of the leaf.

Pkt. 5c, oz. 10c, $\frac{1}{4}$ lb. 25c, lb. 60c, postpaid.



Moss Curled Parsley

Parsnips

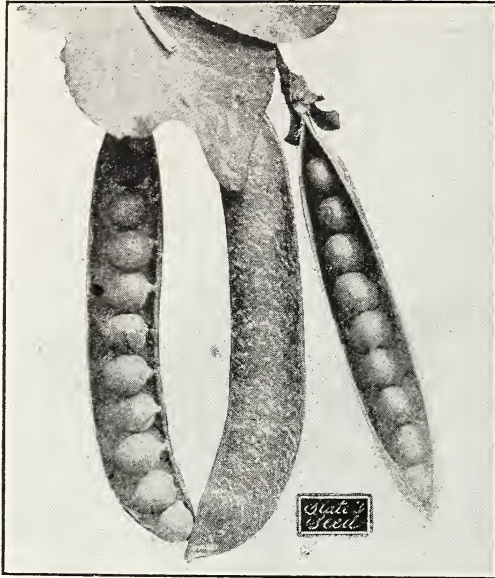
Parsnips rank among our most important vegetables and being a root crop can be used over a much longer season than many others. In the South or in mild climates the roots may be left in the ground all winter and used as needed. Very cold climates demand that they be stored in basement or root cellar. Sow seed early in the spring in shallow drills two to three feet apart, covering them one-half inch deep. Later, thin to three inches apart in the row. Parsnip may be seeded as late as June or July for winter use. All such root crops make their growth during the rainy cool season of late fall and may be sowed after the early vegetables are removed from the ground. Frequent shallow cultivation is desirable.

260—LONG SMOOTH, or HOLLOW CROWN.—The roots are long, smooth, and very tender. We consider it the best variety for table use and have found it to be very productive.

Pkt. 5c, oz. 10c, $\frac{1}{4}$ lb. 25c, lb. 75c, postpaid.



Hollow Crown Parsnip



Slate's Extra Early Peas

66—SLATE'S EXTRA EARLY.—The earliest, hardiest and most productive variety in this class. It is a smooth pea; therefore, can be planted earlier than the wrinkled sorts. Grows a strong, vigorous vine of a light green color, uniform in growth, and about thirty inches high. The seed are of medium size, of a light cream color, round and slightly dented. For your first planting, try this one.

Pkt. 10c, $\frac{1}{2}$ lb. 20c, lb. 35c, 5 lbs. \$1.50, postpaid. 15 lbs. \$3.00, 100 lbs. \$15.00, by express.

64—LAXTONIAN.—The most productive and one of the best of the dwarf peas. Vines grow about fifteen inches tall and bear a good crop of long pods which are filled with large peas. Pods about three and one-half inches long and much larger than those of the average dwarf pea. Peas are of excellent quality and vines will continue to produce longer than those of other dwarf varieties.

Pkt. 10c, $\frac{1}{2}$ lb. 25c, 1 lb. 40c, 5 lbs. \$1.75, postpaid. 15 lbs. \$4.00, 100 lbs. \$20.00, by express.

65—DWARF TELEPHONE.—Probably as good and as productive as the Laxtonian, but not quite so early. This makes a good sort for the second or late crop in the gardens where only dwarf varieties are grown. The vines are vigorous and productive, growing from twenty-four to thirty inches tall and bearing large pods. Pods slightly larger than those of the Laxtonian and of just as good quality.

Pkt. 10c, $\frac{1}{2}$ lb. 25c, lb. 40c, 5 lbs. \$1.60, postpaid. 15 lbs. \$3.25, 100 lbs. \$20.00, by express.

67—FIRST AND BEST.—An extra early smooth pea, which is hardy and produces well.

Pkt. 10c, $\frac{1}{2}$ lb. 20c, lb. 35c, 5 lbs. \$1.50, postpaid. 15 lbs. \$3.00, 100 lbs. \$15.00, by express.

62—AMERICAN WONDER.—One of the earliest of the dwarf sorts. Vines grow about twelve inches tall and bear a good crop of well filled pods of about two and one-half inches in length. Seed wrinkled and of a light green color.

Pkt. 10c, $\frac{1}{2}$ lb. 20c, lb. 35c, 5 lbs. \$1.50, postpaid. 15 lbs. \$3.00, 100 lbs. \$18.00, by express.

Garden Peas

Sow very early in the spring in a light warm soil of only medium fertility. Rows should be three feet apart and seed should be drilled thickly, because peas bear better when thick. Cover early plantings one inch deep and late plantings two inches. Inoculating the seed with Farmogerm will materially improve the yield and the quality of the peas. Give frequent shallow cultivation. The smooth seeded sorts may be planted earlier than the wrinkled kinds, but the wrinkled peas generally make sweeter, and more tender peas. The tall kinds always yield more than the dwarf, but must be supported. Treat seed. See page 6.

61—NOTT'S EXCELSIOR.—An early dwarf wrinkled pea of superior merits. The vines are rugged and productive. Pods about two and a half inches long, but filled with large tender peas. Grows to a height of about thirteen inches. Especially recommended for home garden.

Pkt. 10c, $\frac{1}{2}$ lb. 25c, lb. 40c, 5 lbs. \$1.60, postpaid. 15 lbs. \$3.25, 100 lbs. \$20.00, by express.

63—MCLEAN'S LITTLE GEM.—This pea is slightly higher in growth than the Sutton's Excelsior but matures its pods about the same time. It is one of the most productive of the dwarf wrinkled sorts and can be grown without support. Vines make vigorous growth and attain a height of about eighteen inches. Pods of medium size, well filled. Seed wrinkled.

Pkt. 10c, $\frac{1}{2}$ lb. 20c, lb. 35c, 5 lbs. \$1.50, postpaid. 15 lbs. \$3.00, 100 lbs. \$18.00, by express.

60—SUTTON'S EXCELSIOR.—This is the best and earliest of the dwarf varieties. Though extremely early, it makes a vigorous growth of vines, which bear an abundance of large well filled pods. The vines are rugged and strong, requiring no support. The pods are about three inches long, broad, straight and filled to the end. Grows to a height of about fifteen inches.

Pkt. 10c, $\frac{1}{2}$ lb. 25c, lb. 40c, 5 lbs. \$1.60, postpaid. 15 lbs. \$3.25, 100 lbs. \$20.00, by express.



Sutton's Excelsior Peas

68—GRADUS, or PROSPERITY.—It is not an extra early sort, but its products are far above those of any other variety. The vines are hardy and grow to a height of about three feet. The pods are very large, straight and slightly rounded at the point, averaging about four inches in length. The seeds are large, wrinkled and of a cream color, tinged with green.


Pkt. 10c, ½ lb. 20c, lb. 35c, 5 lbs. \$1.60, postpaid.
15 lbs. \$3.15, 100 lbs. \$18.00, by express.

73—WHITE MARROWFAT.—The largest and most prolific of peas. The vines grow tall and have a dense foliage. The pods are from five to seven inches long and filled with unusually large, round white peas.

Pkt. 10c, ½ lb. 20c, lb. 35c, 5 lbs. \$1.40, postpaid.
15 lbs. \$2.85, 100 lbs. \$12.00, by express.

75—CHAMPION OF ENGLAND.—A popular late wrinkled pea, which is noted for its productiveness and large tender peas. The pods are about three inches long, blunt, of a medium dark color, broad and nearly straight. Grows about four feet high.

Pkt. 10c, ½ lb. 20c, lb. 35c, 5 lbs. \$1.50, postpaid.
15 lbs. \$3.00, bu. \$15.00, by express.



Earliest of All or Alaska Peas

74—TELEPHONE.—It is late, but very productive. The pods are of enormous size and well filled with large wrinkled peas of the very best quality. Pods about five inches long. Vines grow to a height of about four feet. Seed are large, green and wrinkled.

Pkt. 10c, ½ lb. 20c, lb. 35c, 5 lbs. \$1.75, postpaid.
15 lbs. \$3.15, 100 lbs. \$18.00, by express.



Telephone Peas

70—EARLIEST OF ALL, or ALASKA.—Vines attain a height of about thirty inches. Pods are about two and a half inches long, straight, round and well-filled. It is uniform in growth and makes the best pea for canning. Seed small, round, dented and green.

Pkt. 10c, ½ lb. 20c, lb. 35c, 5 lbs. \$1.50, postpaid.
15 lbs. \$3.00, 100 lbs. \$15.00, by express.

71—AMEER.—An extra early sort which bears pods much larger and longer than those of the Alaska. The pods are often borne along the vines in pairs. It is very productive and the favorite of market gardeners. Pods about three inches long and slightly curved. The seed are of medium size, dented and of a bluish green color. Grows to a height of about thirty inches.

Pkt. 10c, ½ lb. 20c, lb. 35c, 5 lbs. \$1.50, postpaid.
15 lbs. \$3.00, 100 lbs. \$16.00, by express.

72—ALDERMAN.—A fine, vigorous grower of the Telephone strain. Vines grow to about four feet and are very productive. Pods are long and well filled with large peas of the very best quality. Seed wrinkled and of a light green color.

Pkt. 10c, ½ lb. 20c, lb. 35c, 5 lbs. \$1.60, postpaid.
15 lbs. \$3.15, 100 lbs. \$18.00, by express.

69—THOMAS LAXTON.—It is earlier, hardier and more productive, but I do not think its products are of such good quality as those of the Gradus. More reliable than the Gradus. Vines grow to a height of about three feet and bear a heavy crop of large, straight pods about three inches long.

Pkt. 10c, ½ lb. 20c, lb. 35c, 5 lbs. \$1.60, postpaid.
15 lbs. \$3.15, bu. \$18.00, by express.



Pumpkins

Pumpkins may be planted in hills like watermelons or may be planted in the cornfield. They should be planted in the spring after warm weather comes and if insects attack them, dust with material recommended for squash bugs in Spray Material section of this book. Cultivate like squash or melons until the vines begin to run.

275—KING OF MAMMOTHS.—Also known as Pot Iron, and is the largest pumpkin known to us. It is good for table use or makes an enormous yield of good stock feed. The fruit is very large, round, flattened at the ends, and has a smooth yellow skin and thick yellow flesh. If you want to grow prize-winning pumpkins for your fair, try this one.

Pkt. 5c, oz. 15c, $\frac{1}{4}$ lb. 40c, lb. \$1.25, postpaid. 10 lbs. \$10.00, by express.

276—CONNECTICUT FIELD.—The standard field variety for stock feed. It makes a good yield of medium size pumpkins that are slightly ribbed, and have a smooth yellow skin with yellow flesh. In many sections it is considered best for making pumpkin pies.

Pkt. 5c, oz. 10c, $\frac{1}{4}$ lb. 30c, lb. 75c, postpaid. 10 lbs. \$6.00, by express.

277—TENNESSEE SWEET POTATO.—In our estimation this is the most valuable home garden variety in cultivation. It makes a good yield of large fruits that are striped with gray and green, and of long or gourd shape. The flesh is thick, of a pure yellow color and has the excellent flavor of a good sweet potato. We consider it far better than the average sweet potato, because its flesh is very tender and free from the strings so often found in sweet potatoes, and when baked it cannot be distinguished from that of a potato. Further, a pumpkin is very easy to keep while a sweet potato is very difficult to keep.

Pkt. 5c, oz. 15c, $\frac{1}{4}$ lb. 40c, lb. \$1.10, postpaid.

278—SLATE'S CROOKNECK CASHAW.—One of the best of table varieties. Its fruit is large, long, with crooked neck with yellowish skin which is striped in green. The flesh is thick, very tender, sweet, and of a flavor that will prove welcome on any table.

Pkt. 5c, oz. 15c, $\frac{1}{4}$ lb. 45c, lb. \$1.25, postpaid.

279—SUGAR, or NEW ENGLAND PIE.—This is the variety that made pumpkin pie famous. Its fruit is of medium size, round, slightly flattened at the ends and of a golden yellow color. The flesh is thick, very sweet, tender, and has the delicious flavor for making pies. If you like real New England pumpkin pies, this variety will enable you to have them.

Pkt. 5c, oz. 15c, $\frac{1}{4}$ lb. 30c, lb. 85c, postpaid.

Peppers

Pepper is a tender plant requiring warm weather and the seed should not be planted until early summer. Sow in a cold frame or hot bed after warm weather comes and transplant as soon as large enough to well prepared rows three feet apart, setting plants eighteen inches apart in the row. Give frequent shallow cultivation.

265—PERFECTION PIMENTO.—This makes a most useful sort for home use. The large peppers can be used green or canned for winter. Fruit large, round, and running to a point at the blossom end. Turns a bright red as it matures.

Pkt. 5c, oz. 35c, $\frac{1}{4}$ lb. \$1.00, lb. \$3.25, postpaid.

266—RUBY KING.—This is an early variety and one that is most in favor with both home and market growers. There is more Ruby King pepper used than any other variety. The plants grow large and vigorous and bear a wonderful crop of large, long bolls. The fruit is of mild flavor, a deep green color, and almost as large as that of the Chinese Giant. Its earliness and excellent quality make it one of the most desirable sweet peppers to be had.

Pkt. 5c, oz. 40c, $\frac{1}{4}$ lb. \$1.25, lb. \$4.25, postpaid.

268—LARGE BELL, or BULL NOSE.—A very large blunt nose pepper which has been a home garden favorite for years. Its fruit is large, of irregular shape and short. It is rather early and matures its fruit uniformly.

Pkt. 5c, oz. 35c, $\frac{1}{4}$ lb. \$1.00, lb. \$3.50, postpaid.

270—NEAPOLITAN.—The earliest of all. It will mature its large, long pods, of mild flavor, some two weeks ahead of the Bull Nose. And in point of yield, productiveness, and quality of fruit, is the equal of any.

Pkt. 5c, oz. 35c, $\frac{1}{4}$ lb. \$1.00, lb. \$3.25, postpaid.

271—CHINESE GIANT.—This is the largest pepper in cultivation. Its plants grow strong and upright and are literally loaded with giant peppers. Fruit is about five inches across and about four to five inches long, with thick, mild flesh. It is a little later than the others but makes the best yield of any.

Pkt. 10c, oz. 50c, $\frac{1}{4}$ lb. \$1.65, lb. \$6.00, postpaid.

273—LONG RED CAYENNE.—A fine bushy plant that is covered with small long red pods. It has a most pungent flavor and makes excellent dried peppers for seasoning.


Pkt. 5c, oz. 40c, $\frac{1}{4}$ lb. \$1.25, postpaid.

Dear Sir:—

I wish to tell you of our success with your seed. We bought of you for about five years and had fine success. Then many of our neighbors got to buying of another seedhouse so we bought of them last year and made a complete failure in our tomatoes. So we are coming back to you with a big order this time.

Cleveland, Tenn.

John A. Campbell.



Radish

The radish if properly used can be made into a most important garden crop. Its ease of culture and quick growth makes it possible to have good radishes before anything else comes in the spring and after all vegetables have gone in the fall. It is a vegetable which adapts itself to almost any kind of culture but always repays the man who takes good care of it. It may be forced indoors during the dreary winter and will prove a most acceptable addition to the diet. Or it can be planted in cold frames in the hot summer, or started just as the garden gives out in the fall. The essentials of radish culture are rich light soil, frequent cultivation, and applications of fertilizer to force its growth all possible. A radish that makes quick growth is never tough and hot. It is the ones that linger in the beds and do not grow that turn out such undesirable roots.



French Breakfast Radish

280—SLATE'S RED FORCING.—In this variety, we are offering both home and market growers a most valuable sort. It will mature edible roots in a very short while, make a small growth of tops, and small scarlet roots of round shape. The roots are smooth, free from side rootlets, of uniform size, bright scarlet skin with white flesh, and almost globe shape. The flesh is mild and sweet, crisp and tender. Any good radish must be grown rapidly, and if you take this forcing sort and hasten it to maturity, you will have your ideal of what a radish should be.

Pkt. 5c, oz. 15c, ¼ lb. 35c, lb. \$1.00, postpaid. 10 lbs. \$10.00 by express.

286—FRENCH BREAKFAST.—An extra early olive shape variety which is especially adapted to home use. The roots grow about two inches long and have a beautiful deep scarlet skin which is shaded to a patch of white at the tip. The flesh is crisp and free from pungent flavors.

Pkt. 5c, oz. 10c, ¼ lb. 25c, lb. 85c, postpaid. 10 lbs. \$6.00, by express.

281—SCARLET BUTTON.—This is an extra early round or globe variety having a bright scarlet skin. It forces well and makes a most desirable kind for early market or home use. The roots are of medium size and have solid sweet flesh.

Pkt. 5c, oz. 10c, ¼ lb. 25c, lb. 85c, postpaid. 10 lbs. \$6.00, by express.

282—SCARLET TURNIP.—An excellent forcing variety having a medium size root. The roots are turnip shape, smooth, of a bright scarlet color with a white tip. Recognized as one of the best eating radishes known. The flesh is crisp, tender, mild and has a delicious flavor.

Pkt. 5c, oz. 10c, ¼ lb. 25c, lb. 85c, postpaid. 10 lbs. \$6.00, by express.

285—BRIGHTEST LONG SCARLET.—We consider this one of the best of the long radishes. It is very early and can be used for forcing or for planting in the open ground. Roots of medium size, long, and of a scarlet color with white tip. Flesh of excellent quality and as free from pungency as any.


Pkt. 5c, oz. 10c, ¼ lb. 25c, lb. 75c, postpaid. 10 lbs. \$6.00, by express.

287—CELESTIAL ROSE.—This winter radish makes long roots which are rather larger at the tip than at the top, have smooth light red skin, white flesh, which is tender and usually very mild. It grows much larger than the average radish and often measures six to eight inches in length.

Pkt. 5c, oz. 10c, ¼ lb. 25c, lb. 75c, postpaid. 10 lbs. \$6.00, by express.

284—LONG WHITE ICICLE.—Finest white radish. Matures very early, produces long, tapering root. Skin is pure white, smooth. Flesh is always crisp and tender.

Pkt. 5c, oz. 10c, ¼ lb. 25c, lb. 75c, postpaid. 10 lbs. \$6.00, by express.



Long White Icicle Radish



Bloomsdale Spinach

Spinach

This is a crop that should form the basis of every early spring and late fall garden. Its greens are very valuable for certain mineral contents which has been found to be greatly needed in the human system. It is very easy to grow and makes a delicious dish. Sow seed early in the spring or in the fall in light drills about fifteen to twenty inches apart. Cover one-half inch deep and cultivate frequently. It will make greens in a very short while. Treat the seed with Dipdust. See page 6.

291—BLOOMSDALE.—A quick growing savory leaved sort that is very popular with both home and market growers. It makes large, broad leaves of a deep green color and which are crimped and savoyed. One of the best varieties for growing in cool weather.

Pkt. 5c, oz. 10c, $\frac{1}{4}$ lb. 20c, lb. 50c, postpaid. 10 lbs. \$3.00, by express.

292—WILT RESISTANT BLOOMSDALE.—The wilt or blight takes a terrible toll from many spinach crops and a famous Dutch grower has bred a strain that he claims is practically immune to this disease. For this reason we think it a variety well worth cultivating both in the home garden and in commercial plantings. It is the same plant exactly as the Bloomsdale but bred to make it withstand disease and adverse conditions.

Pkt. 5c, oz. 10c, $\frac{1}{4}$ lb. 20c, lb. 50c, postpaid. 10 lbs. \$4.00, by express.

Herbs

Those wasted corners and out-of-the-way spots in the garden and yard can be turned into useful places by seeding some of these herbs. The perennials may be sowed during the early spring and will be of permanent value. The annuals must be seeded each year. Dig the soil and pulverize thoroughly. Apply manure liberally and cover the seed only one-half inch deep.

	Per Pkt.	6 for
350—ANISE, Annual05	\$.25
351—BALM, Perennial05	.25
352—BASIL, Sweet, Annual05	.25
353—BORAGE, Annual05	.25
354—CARAWAY, Perennial05	.25
355—CATNIP, Perennial05	.25
356—CORIANDER, Annual05	.25
357—DILL, Annual05	.25
358—LAVENDER, True, Perennial10	.50
359—MARJORAM, Sweet, Annual05	.25
360—SAGE, Broad Leaf, Perennial10	.50
361—THYME, Perennial10	.50

Rhubarb

Sow seed very early in the spring in a hotbed and later transplant to a cold frame. In the fall reset to permanent bed, which has been dug deep and made very rich with manure. Rows should be five feet apart and plants should stand five feet apart in the row. Keep out weeds and top dress every spring with manure and the bed will last indefinitely.

289—LINNAEUS.—A large growing kind that makes excellent pies and sauce. Both leaves and stalks attain an immense size.

Pkt. 5c, oz. 20, $\frac{1}{4}$ lb. 50c, lb. \$1.75, postpaid.

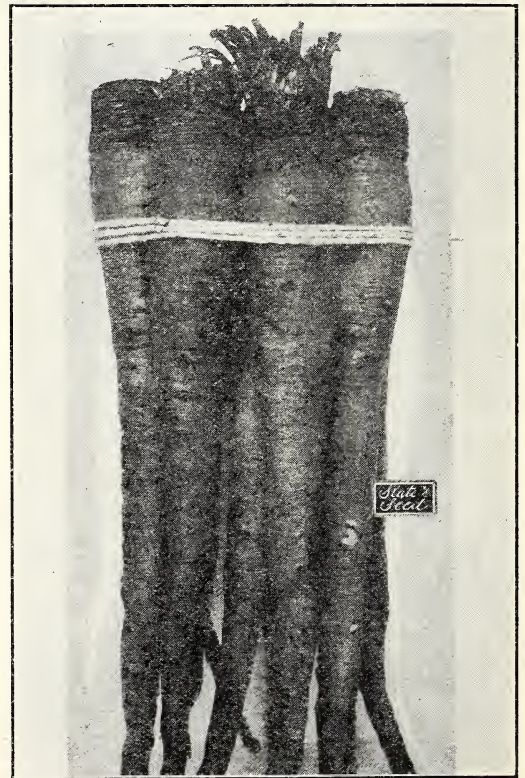
Salsify

Sow the seed after danger of frost is past in a rich, light soil. Sow in drills thirty inches apart and about one inch deep. After the plants attain some size, thin from four to six inches apart in the row. Cultivate frequently, but never while it is wet with dew.

This crop may be sowed in the summer as late as June or July, provided the soil is moist and some covering is put over the row after sowing to help retain the moisture and protect the young seedlings from the hot sun.

290—MAMMOTH SANDWICH ISLAND.—This is the largest growing kind known, but its size in no way injures its quality. The roots grow to almost twice the size of those of any other variety, and will keep throughout the winter in the open ground. The flesh is free from strings, fine grained, and has a delicious flavor.

Pkt. 5c, oz. 20c, $\frac{1}{4}$ lb. 60c, lb. \$2.25, postpaid.



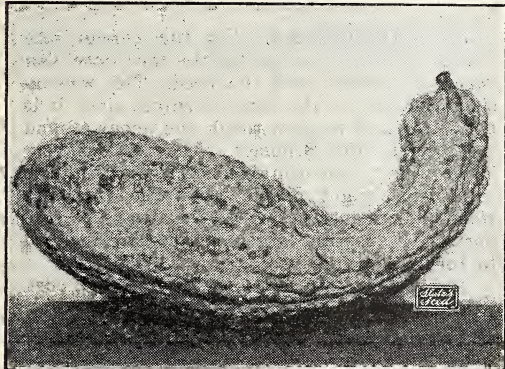
Mammoth Sandwich Island Salsify

Squash

A heavy sandy loam made very rich is ideal soil for Squash. This is one of our most important vegetable crops and a small space properly cultivated will give an abundance of excellent food. The summer varieties should be pulled when very young and used or canned at once. The winter sorts should be left to mature and then stored in a cool dry place and used during the winter. Prepare large hills four to five feet apart each way and chop a handful of fertilizer into each. Then plant from five to eight seed one inch deep in each hill. Thin after the leaves form to two plants per hill and cultivate frequently. There are numerous insects that do great damage to squash. The spray material section of this book will tell you about a Nicotine dust to kill the bugs that suck the leaves and the aphids. The sow bugs that lay eggs to breed the worms are hard to kill with any spray, but if you will put a few boards near the squash, these bugs will go under them to hide during the day. About the middle of the day or early afternoon, lift the boards and kill the bugs that have gathered under them.

297—COCOZELLE BUSH.—A true bush variety of compact growth. Sets a number of medium sized fruits of from twelve to fourteen inches in length and five to six inches in diameter. Fruit of a dark green color slightly striped with lighter shade. An excellent summer variety for the home garden.

Pkt. 5c, oz. 15c, ¼ lb. 40c, lb. \$1.25, postpaid.



Early Summer Crookneck Squash

300—THE DELICIOUS.—A most desirable winter variety for either home or market. It is recognized wherever quality is demanded. The fruit is of medium size, large at stem and tapering to blossom end. Generally of a dark green color, but lighter shades may appear. Flesh thick, fine grained, sweet, and of a golden yellow color. A good keeper.

Pkt. 5c, oz. 15c, ¼ lb. 40c, lb. \$1.25, postpaid.

301—SELECT HUBBARD.—A standard winter squash which has been upon the market for years. Our select strain insures a good crop of desirable squash. The fruit is large, slightly warted, and has a dark green color. The flesh is orange color, thick, dry and richly flavored. This squash can be kept through the entire winter.

Pkt. 5c, oz. 15c, ¼ lb. 40c, lb. \$1.25, postpaid. 10 lbs. \$10.00, by express.

299—EARLY PROLIFIC MARROW.—These squash when fried make a most delicious dish. Fruit of medium size, long, and green in color.

Pkt. 5c, oz. 15c, ¼ lb. 40c, lb. \$1.25, postpaid.



Slate's Early White Bush Squash

295—SLATE'S EARLY WHITE BUSH.—

This is the earliest squash in cultivation and one of the best for home or market. The vines are vigorous and productive and will bear for most of the summer. The fruit is of medium size, slightly scalloped, creamy white, meaty, and free from strings. It is a ready seller on all markets and its good qualities command a place in every home garden.


Pkt. 5c, oz. 10c, ¼ lb. 35c, lb. \$1.00, postpaid. 10 lbs. \$7.50, by express.

298—GIANT SUMMER CROOKNECK.—Similar in general appearance to the Early Crookneck, but grows larger. On account of its size it can be placed on the market just as early or earlier than the above variety. The fruit is several inches longer than that of the Early Crookneck, and much larger.


Pkt. 5c, oz. 10c, ¼ lb. 35c, lb. \$1.00, postpaid. 10 lbs. \$7.50, by express.

296—EARLY SUMMER CROOKNECK.—An extra early crookneck variety which is extensively grown by market gardeners. The fruit is from ten to fifteen inches long, of a golden yellow color, and is densely warted. It is very prolific and of unusually good quality.

Pkt. 5c, oz. 10c, ¼ lb. 35c, lb. \$1.00, postpaid. 10 lbs. \$7.50, by express.



The above is a picture of Mr. and Mrs. W. D. Chittum, of Natural Bridge, Va., and their garden. Mr. Chittum has been trucking for the past twenty-five years and knows a good seed when he gets them. He says that Slate's seeds have given him better results than any he has ever planted in his long experience.



Slate's Extra Early Perfection

307—SLATE'S EXTRA EARLY PERFECTION.—We offer this to our trade as being an extra early sort maturing along with Sparks Earliana but is larger, more uniform in shape, and of better quality than Earliana. It is so early that it has been used successfully in the far South for shipping to Northern markets and does well for this purpose. This means that it must be very early, of smooth handsome appearance, with solid meaty flesh. The color is a purplish pink. This tomato is especially recommended for home and local market where its size and beauty are fully appreciated and its vigorous growth of vine and heavy yield will be welcomed. It stands the adverse conditions of early planting well and if properly cared for will bear well into the summer. We do not think that a better extra early tomato can be found.

Pkt. 10c, oz. 50c, $\frac{1}{4}$ lb. \$1.50, lb. \$5.00, postpaid.

305—SPARKS EARLIANA.—For years this has been a favorite with both home and market growers. It is one of the earliest tomatoes in cultivation and has many good points to deserve its wide use. The vines are hardy and productive and if kept free from disease and staked will produce throughout the season. The fruit is of medium size, very smooth, meaty, and of a rich scarlet color. It is thoroughly reliable for either home or local market.

Pkt. 5c, oz. 35c, $\frac{1}{4}$ lb. \$1.00, lb. \$3.00, postpaid.

309—JUNE PINK.—The fruit is of medium size, handsome shape, and a bright pink color. It is slightly later than Earliana but earlier than most of the second early type. Makes a good yield of excellent tomatoes in time for early market or home use. It is one of the old varieties that has won a following that no new sort can take.

Pkt. 10c, oz. 40c, $\frac{1}{4}$ lb. \$1.25, lb. \$4.50, postpaid.

Tomatoes

This is the most popular vegetable that grows and may be used in such a variety of ways that a continual supply should be made certain. The early kinds are always desirable because they come in at a time when they are most needed, but the main crop sorts give much larger and more meaty fruits for canning. Sow the early kinds very early in the spring in a hot bed or window box. When plants are about three inches high transplant to cold frame or larger box. This develops root growth and makes a stocky plant. After danger of frost is past, transplant to the garden in rows four feet apart and hills three feet apart. The soil should be light and rich. As the vines grow some support should be given them to hold the fruit off the ground. For main crop sow about two or three weeks after the first sowing and for late use, sow in May or June.

Wilt is one of the tomatoes' worst enemies and this can be checked to a great extent by spraying every two weeks with Copodust as described in the spray material section of this book. Treat seed. See page 6.

317—RED ROCK.—This is a good canning or main crop tomato that is noted for the heavy crop it yields. Where space is limited in the home gardens or for the canner who wishes to turn out the best yield, this will make an excellent main crop sort. The fruit is large, round, solid, and of a beautiful red color. Very smooth and free from cracks.

Pkt. 5c, oz. 25c, $\frac{1}{4}$ lb. 60c, lb. \$2.25, postpaid. 10 lbs. \$20.00 by express.

318—PONDEROSA.—For the person who desires a large, meaty tomato there are few varieties that will meet this need. This we consider the best of the large tomatoes since it is not so inclined to grow tough and woody around the stem as the Brimmer. The fruit is very large, meaty, and contains but few seed. The color is a bright purple red. The vines are stout and productive but should always be supported, because the large tomatoes are inclined to break the vines.

Pkt. 10c, oz. 60c, $\frac{1}{4}$ lb. \$1.75, lb. \$6.00, postpaid.



Ponderosa Tomato



Slate's Matchless Tomato

310—SLATE'S MATCHLESS TOMATO.

This tomato was introduced twenty-five years or more ago. The Matchless was indeed well named. It has held its own against all of the new introductions, because it was impossible to produce anything better. It is not one of the small, extra early varieties, but a medium early, vigorous growing and highly productive kind. If properly cared for it will produce throughout the entire season, and the fruit is good for table use or for canning. The fruit is large, smooth, always of uniform size, cardinal red color, contains very few seed, and has a thick, meaty flesh which has a mild luscious flavor. For home use it cannot be equalled, and canners will find it a profitable variety to grow. We exploit it because it is good—not because it is new and brings us an enormous profit.

Pkt. 5c, oz. 25c, $\frac{1}{4}$ lb. 75c, lb. \$2.50, postpaid. 10 lbs. \$20.00, by express.

320—NORTON.—A comparatively new variety distributed by the Department of Agriculture some years ago as being one of the best of the Wilt Resistant type. It comes as a most valuable addition to the tomato list since so many gardeners and commercial growers both are having trouble with wilt or blight. Some soils have almost been abandoned because of this disease. This variety withstands he attacks of disease and produces a good crop of big smooth tomatoes. Its fruit is almost exactly like the Stone, being free from cracks, solid, meaty, and of a bright scarlet color. It produces in midseason and makes an excellent canning variety. We would suggest to persons having trouble with wilt that they use

this variety and dust with Copodust as mentioned in the spray material section of this book.

Pkt. 10c, oz. 40c, $\frac{1}{4}$ lb. \$1.25, lb. \$4.00, postpaid.

306—CHALK'S EARLY JEWELL.—One of the most popular early tomatoes grown. It is a day or two later than the Earliana, but it is larger and more productive. Market gardeners will find this to fill their needs in every respect. The fruit is large, round, smooth, solid and of scarlet red color.

Pkt. 5c, oz. 35c, $\frac{1}{4}$ lb. \$1.00, lb. \$3.00, postpaid. 10 lb. \$25.00, by express.

314—LIVINGSTON GLOBE.—A market gardener's variety that has ideal features for the home garden. It is early and produces the most perfectly formed fruit of any sort known. The tomatoes are of medium size, smooth, globe shape, and have few seed.

Pkt. 5c, oz. 40c, $\frac{1}{4}$ lb. \$1.25, lb. \$4.00, postpaid. 10 lbs. \$32.50 by express.

312—BRIMMER.—This is said to be the largest of all tomatoes and produces an enormous yield. The fruit is unusually large, flat, curving and of a bright red color. It is too large for anything but home use and we do not consider its quality so good as some of the smaller kinds. Its size, however, has made it rather popular and many gardeners call for it every year, but we recommend it for size only.

Pkt. 10c, oz. 65c, $\frac{1}{4}$ lb. \$2.00, lb. \$7.50, postpaid.

321—DWARF STONE.—Where it is not desired to stake tomatoes this makes an excellent sort since the vines are of dwarf bushy growth holding the fruit up off the ground. It is also a good sort for small gardens since it can be planted closer together than the larger kinds. The fruit is of true Stone appearance and quality and a beautiful red color.

Pkt. 5c, oz. 40c, $\frac{1}{4}$ lb. \$1.25, lb. \$4.00, postpaid.



Slate's New Stone Tomato

311—SLATE'S NEW STONE.—The old Stone tomato was very popular with both home gardeners and commercial growers and many years ago we decided to devote special attention to this variety. In 1913 we offered our new strain of the Stone tomato for the first time. It was an immediate success and has retained its popularity so well that we still feature it. We do not call this a new tomato. It is a very old variety which has been constantly improved by breeding and selection. Cannery everywhere have found it to be the best variety they can get. They can use a larger percentage of the fruit than that of any other canning tomato. Thus New Stone is a profit maker for the canner, because when he buys a bushel of these he cans the maximum from it and does not have the terrific loss from cracked and imperfect fruit that comes from some varieties. This strain of Stone is noted for its medium size, solid fruit which is free from cracks and other imperfections, very meaty, and of delicious flavor. The tomatoes are almost round, slightly flattened, and of a bright scarlet color. The home or commercial canner should pay special attention to this tomato and growers for the late market will find it the best sort, since its color and appearance command top prices. And likewise, the home gardener needs all of these good characteristics in his tomatoes, though he may not can or sell them but he appreciates quality.

Pkt. 5c, oz. 25c, $\frac{1}{4}$ lb. 75c, lb. \$2.50, postpaid. 10 lbs. \$20.00, by express.

308—EARLY DETROIT.—This variety is not very well known, but it is greatly liked by those who have tried it. We consider it the most beautiful and in all respects one of the best tomatoes we have ever grown. The fruit is large, exceptionally smooth, of a handsome shape, round, and of a purplish pink color.

Pkt. 5c, oz. 40c, $\frac{1}{4}$ lb. \$1.20, lb. \$3.75 postpaid.

313—JOHN BAER.—This is an improved strain of the old popular Bonnie Best. It is as early as the Earliana, grows a vigorous vine and is very productive. The fruit is round, almost globe shape, but slightly flattened at the stem. Color a bright scarlet.

Pkt. 5c, oz. 40, $\frac{1}{4}$ lb. \$1.00, lb. \$3.50 postpaid. 10 lbs. \$30.00 by express.

319—MARGLOBE.—This is a wilt resistant strain of the famous Globe tomato. It is early, very smooth, globe shape, and makes an ideal sort for any market or home garden where wilt is likely to cause damage. Distributed by the U. S. Dept. Agri. and we believe it to be a valuable addition to the wilt resistant varieties.


Pkt. 10c, oz. 50c, $\frac{1}{4}$ lb. \$1.50, lb. \$5.00, postpaid.

322—GOLDEN QUEEN.—This is by far the best and most productive of yellow tomatoes. The fruit is large, smooth, of a beautiful golden color, and resembles the Beauty in both size and shape. It is hard to find a yellow tomato which will produce a good crop of large fruit, but we think you will find this one entirely satisfactory.

Pkt. 10c, oz. 40c, $\frac{1}{4}$ lb. \$1.10, postpaid.

323—YELLOW PEAR.—Novelty and good tomato combined. Fruit small, pear shape, rich yellow color, delicious flavor. Excellent for preserves or pickles.

Pkt. 10c, oz. 50c, $\frac{1}{4}$ lb. \$1.50, postpaid.



Purple Top White
Globe Turnip

336—WHITE EGG.—The roots run from small to medium size, are very smooth and pure white. The flesh is crisp and tender, and does not become coarse and pungent like some of the larger sorts. We consider this one of the best varieties for table use.

Pkt. 5c, oz. 10c, $\frac{1}{4}$ lb. 25c, lb. 65c, postpaid. 10 lbs. \$5.00, by express.

339—PURPLE TOP YELLOW ABERDEEN.—An excellent yellow turnip that makes a large root of the best quality and a good growth of tops for salad. Roots large, yellow, with purple tops, and very sweet.

Pkt. 5c, oz. 10c, $\frac{1}{4}$ lb. 25c, lb. 65c, postpaid. 10 lbs. \$5.00, by express.

340—LARGE AMBER GLOBE.—Resembles the rutabaga, and grows to an enormous size. When harvested young the roots are very desirable for table use. When allowed to stay in the ground it produces a big yield of excellent stock feed.

Pkt. 5c, oz. 10c, $\frac{1}{4}$ lb. 25c, lb. 65c, postpaid. 10 lbs. \$5.00, by express.

341—PURPLE TOP YELLOW RUTABAGA.—The sweetest and most productive of all rutabagas. We have found this variety better adapted to our American climate than any other. The roots are large with yellow flesh, which is the sweetest of any turnip.

Pkt. 5c, oz. 10c, $\frac{1}{4}$ lb. 25c, lb. 65c, postpaid. 10 lbs. \$5.00, by express.

342—SEVEN TOP.—The best of the salad varieties. It does not make any root large enough to eat, but produces an abundance of salad which will continue to come after being cut.

Pkt. 5c, oz. 10c, $\frac{1}{4}$ lb. 25c, lb. 65c, postpaid. 10 lbs. \$5.00, by express.

343—SOUTHERN PRIZE.—This is a salad turnip preferred by some people who claim that it makes a small root which is delicious for table use. Tops are vigorous and will continue to come after being cut. Roots small and white.

Pkt. 5c, oz. 10c, $\frac{1}{4}$ lb. 25c, lb. 65c, postpaid. 10 lbs. \$5.00, by express.

Turnips

Turnip seed may be sowed in the early spring or fall. The soil should be very rich, well pulverized, and the seed should not be covered more than one-half inch deep. It is better to sow just after a good rain when the soil has sufficient moisture in it to assure germination. Use one ounce of seed to every one hundred square feet or three to five pounds per acre. Treat seed. See page 6.

332—EARLY PURPLE TOP MILAN.—The earliest of turnips and an ideal sort for sowing in either spring or fall. The roots are round, flat, with purple tops. Flesh tender and sweet. It is the best sort for spring sowing.

Pkt. 5c, oz. 15c, $\frac{1}{4}$ lb. 35c, lb. \$1.00, postpaid. 10 lbs. \$7.50, by express.

337—PURPLE TOP STRAP LEAF.—This is an early turnip, giving a most desirable root of medium size and a good growth of tops for greens. Roots of medium size, flat, with purple top and white bottom.

Pkt. 5c, oz. 10c, $\frac{1}{4}$ lb. 25c, lb. 65c, postpaid. 10 lbs. \$5.00, by express.

338—EARLY WHITE FLAT DUTCH.—This is an early strap leaf white turnip that serves a double purpose. The roots are of medium size, flat and pure white. Tops grow large and produce an abundance of salad.

Pkt. 5c, oz. 10c, $\frac{1}{4}$ lb. 25c, lb. 65c, postpaid. 10 lbs. \$5.00, by express.

330—MAMMOTH RED TOP GLOBE.—Makes one of the most desirable general purpose turnips. When harvested young the roots are tender and crisp. If allowed to stay in the ground, they will often weigh ten pounds or more, and make an excellent feed for cattle. Roots globe shape, white at bottom with purple tops.

Pkt. 5c, oz. 10c, $\frac{1}{4}$ lb. 25c, lb. 65c, postpaid. 10 lbs. \$5.00, by express.

331—PURPLE TOP WHITE GLOBE.—Roots are large, purple above the ground and white beneath. Flesh white, fine grained and sweet. A most desirable turnip for table use.

Pkt. 5c, oz. 10c, $\frac{1}{4}$ lb. 25c, lb. 65c, postpaid. 10 lbs. \$5.00, by express.

333—LARGE WHITE NORFOLK GLOBE.—A little later in maturing than the purple top globes, but makes a better sort for winter keeping. Roots large, globe shape, white with small green patch around the tops.


Pkt. 5c, oz. 10c, $\frac{1}{4}$ lb. 25c, lb. 65c, postpaid. 10 lbs. \$5.00, by express.

334—POMERANIAN WHITE GLOBE.—An enormous white turnip growing very much like a rutabaga. Roots are globe shape, very large, skin rather rugged, white with green above the ground. Good for either table or stock feed.

Pkt. 5c, oz. 10c, $\frac{1}{4}$ lb. 25c, lb. 65c, postpaid. 10 lbs. \$5.00, by express.

335—WHITE COWHOEN.—Roots long, thick, and have few side rootlets. Makes only a small growth of tops, but an enormous yield of roots.

Pkt. 5c, oz. 10c, $\frac{1}{4}$ lb. 25c, lb. 65c, postpaid. 10 lbs. \$5.00, by express.



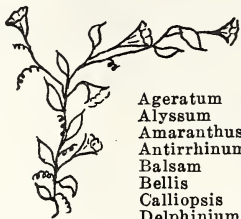
What I Would Plant



FOR CUT FLOWERS

- | | |
|---------------|---------------|
| Alyssum | Lathyrus |
| Antirrhinum | Marigold |
| Asters | Mignonette |
| Calendula | Nasturtium |
| Calliopsis | Pansy |
| Candytuft | Phlox |
| Centaurea | Shasta Daisy |
| Chrysanthemum | Stocks |
| Cosmos | Sunflower |
| Dahlia | Sweet Peas |
| Delphinium | Sweet William |
| Dianthus | Tuberose |
| Gladioli | Verbena |
| Larkspur | Zinnia |
| Lupins | |

FOR CONSTANT BLOOMING



- | | |
|--------------|-----------------|
| Ageratum | Kochia |
| Alyssum | Myosotis |
| Amaranthus | Morning Glories |
| Antirrhinum | Nasturtium |
| Balsam | Petunia |
| Bellis | Phlox |
| Calliopsis | Salvia |
| Delphinium | Shasta Daisy |
| Four o'Clock | Stocks |
| | Sunflower |
| | Verbena |
| | Vinca |
| | Zinnia |

FOR EARLY SUMMER FLOWERS

- Bellis
Calendula
Centaurea
Dianthus
Eschscholtzia
Four o'Clock
Hollyhocks

- Myosotis
Pansy
Petunia
Poppy
Shasta Daisy
Sweet William
Sweet Peas



FOR MID-SUMMER FLOWERS

- Abutilon
Ageratum
Alyssum
Antirrhinum
Aster
Balsam
Bellis
Calendula
Calliopsis
Candytuft
Centaurea
Cherianthus

- Clarkia
Annual
Chrysanthemum
Delphinium
Dianthus
Digitalis
Four o'Clock
Hibiscus
Hollyhocks
Larkspur
Lobelia
Marigold

- Mignonette
Myosotis
Nasturtium
Petunia
Phlox
Salpiglossis
Scabiosa
Shasta Daisy
Stocks
Verbena
Sweet William
Zinnia

FOR AUTUMN FLOWERS



- Acroclinium
Amaranthus
Antirrhinum
Bellis
Celosia
Chrysanthemum
Coleus
Cosmos
Dahlia
Delphinium
Four o'Clock

- Geranium
Helichrysum
Kochia
Marigold
Nasturtium
Pansy
Petunia
Salvia
Verbena
Vinca
Zinnia

FOR HARDY PERENNIALS

- Achusa
Asters (hardy)
Buddleia
Chrysanthemum
Coreopsis
Delphinium
Dianthus
Barbatus

- Dianthus
Plumarius
Gaillardia
Helioopsis
Hibiscus
Iris
Myosotis
See List for Others

- Phlox
Rudbeckia
Shasta Daisy
Sweet William
Tritoma
Veronica
Violet

FOR TALL BACKGROUNDS OR SCREENS

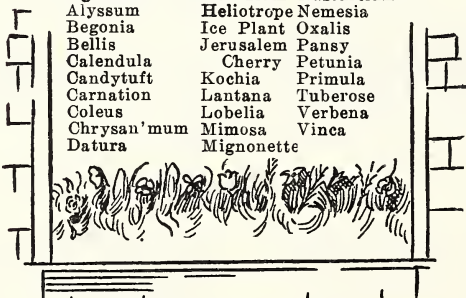
- Celosia Cristata—4 ft.
Cosmos—6 to 10 ft.
Dahlia—3 to 5 ft.
Tithonia

- Grasses
Hollyhocks—4 to 8 ft.
Ricinus—10 to 15 ft.
Sunflower—4 to 10 ft.

FOR LOW BORDER PLANTS

- Alyssum
Bellis
Browallia
Brachycome
Eschscholtzia
Godetia
Lobelia
Nasturtium
Oxalis
Verbena

FOR POT PLANTS AND THE WINDOW BOX



- | | | |
|-------------|------------|------------|
| Abutilion | Feverfew | Myosotis |
| Ageratum | Geranium | Nasturtium |
| Alyssum | Heliotrope | Nemesia |
| Begonia | Ice Plant | Oxalis |
| Bellis | Jerusalem | Pansy |
| Calendula | Cherry | Petunia |
| Candytuft | Kochia | Primula |
| Carnation | Lantana | Tuberose |
| Coleus | Lobelia | Verbena |
| Chrysan'mum | Mimosa | Vinca |
| Datura | Mignonette | |

FOR TALL BORDER PLANTS

- | | |
|--------------|---------------|
| Abutilon | Kochia |
| Balsam | Marigold |
| Calendula | Mignonette |
| Calliopsis | Salvia |
| Candytuft | Shasta Daisy |
| Coleus | Sweet William |
| Four o'Clock | Tuberose |

FOR SHADY PLACES

- Alyssum
Asters
Aquilegia
Clarkia
Coleus
Digitalis
Godetia
- Hemerocallis
Hibiscus
Lily-of-the-Valley
Myosotis
Pansy
Tritoma
Veronica
Violet

FOR CLIMBERS TO COVER FENCE OR TRELLIS

- | | |
|--------------|----------------|
| Adlumia | Cobea Scandens |
| Balloon Vine | Hop Vine |
| Balsam Apple | Lathyrus |
| Balsam Pear | Latfolius |
| Cypress Vine | Sweet Peas |

Moonflower





Alyssum

Acroclinium

Aquelegia

Slate's Flower Seed

In the following pages we offer what we believe to be the most select list of flowers obtainable. Many obsolete and undesirable kinds have been eliminated and novelties and better varieties substituted. We make trials of our flower seed yearly and are always experimenting with novelties. Thus we are able to get first hand information as to the value of varieties offered us.

In listing such a great number of varieties, we have been forced to condense the information as much as possible. To aid us in this, we employ the following symbols:

H—Hardy	O—Annuals
HH—Half Hardy	X—Biennials
T—Tender	#—Perennials

Annuals are those flowers that bloom and die the first year and must be resown the following. Some of the most beautiful and useful of flowers come in this class and they have the advantage of giving early blooms from seed.

Biennials generally bloom the first year and again the second but will not last longer than this. Many of these are best treated as annuals and sowed each year.

Perennials are the flowers for permanence. Some of them bloom the first year. Others do not bloom until the second year but will continue to come after that without resowing.

Cultural Directions are given on each packet of seed for the specific flower contained therein. Further, we have a leaflet "How to Grow Flowers," giving many valuable hints on the general care of the flower garden and mentioning the requirements of some of the most popular flowers. As a general rule for all flowers, the following is good: Sow all Hardy flowers early in the spring, even before frosts are over. Sow the Half Hardy about the time of the last frost. And the Tender sorts after frost is over and warm weather has come. The Half Hardy and Tender plants in northern latitudes will do better if started indoors in boxes and transplanted. And in the South the Tender plants should be started thus. A light rich loam soil is always best for flowers. Manure used liberally is a great help. Cover the seed to three times their greatest size and use only well pulverized soil for covering. To produce perfection in blooms, an abundance of water is essential. Dipdust is a valuable aid to flower-growers. Treat all flower seed. See page 6.

All flower seed are quoted Postpaid.

ABUTILON (T# 24 in.)

1001—Abutilon Mixed.—Also known as flowering maple or bell flower. A most desirable pot plant and flower for the window box or garden. The plant and foliage look like a young maple tree and bear a profusion of bell shaped flowers in various colors. Pkt. 20c.

ACHILLEA (H# 30 in.)

1002—Ptarmica, The Pearl.—One of the best white perennials. The plants are hardy and are covered all summer with small white double blossoms. Pkt. 15c.

ACONITUM (H# 48 in.)

1003—Napellus Blue.—A most effective hardy perennial for planting on tall borders or among shrubbery. Bright flowers are borne on tall spikes. Good for shady locations. Seed slow to germinate. Pkt. 15c, oz. \$3.75.

ACROCLINIUM (HO 24 in.)

1004—Double Mixed.—This is one of the best of the Everlastings and makes excellent dried bouquets. Cut when the blooms reach perfection and hang in a cool, shady place with the heads down. Easily grown. Pkt. 5c, oz. 60c.

ADLUMIA (HO 15 ft.)

1005—Cirrrosa.—Also known as Alleghany Vine. A good climber for covering trellis, fence, or outhouse. Foliage finely cut and very decorative. Flowers of flesh color. Re-seeds itself from year to year. Pkt. 15c, oz. \$4.50.
African Daisy, See Arctotis.

AGERATUM (HO 18 in.)

Ageratum makes one of the best of bedding annuals and especially for large beds. It blooms in a short while from seed and continues until frost. We do not know of any plant that will give such a show for so little money and effort. Ageratums do well on almost any soil and may be seeded in the open ground or started in beds and transplanted.

	Pkt.	Oz.
1006—Blue Perfection, Bright Blue	\$.05	\$.75
1007—Pure White	\$.05	.75
Alleghany Vine, See Adlumia.		
Althaea Rosea, See Hollyhocks.		

ALYSSUM (HO 8 in.)

The easy culture and free blooming habit of this popular old flower makes it still one of the most desirable. There is hardly a flower garden that does not have its alyssum borders. Seed may be started outdoors after frost is over and the plants will be in bloom in a short while. The perennial kind (Saxatile) should be started very early in the spring or in the early fall.

	Pkt.	Oz.
1008—Little Gem, Dwarf White	\$.05	\$.60
1009—Maritimum, White, Sweet Scented	.05	.30
1010—Lilac Queen, Soft Rosy Lilac	.05	.60
1011—Saxatile, Yellow, Perennial	.10	1.30

Six packets of any item listed on this page will be supplied for five times the price of a single packet

*Antirrhinum**Aster, Crego Giant**Aster, Late Branching***AMARANTHUS (HO 4 ft.)**

These plants grow like weeds and make a very showy background or tall border. The foliage comes in green and red while the bushes are literally covered with long tassellike blossoms of intense color. Just scatter a few seed where the plants are desired.

	Pkt.	Oz.
1012—Molten Fire, Fiery Red and Maroon . . .	\$.15	\$3.10
1013—Tricolor Splendens, Josephs Coat10	.75

AMPELOPSIS (H# C'limber)

1014—Veitchi.—Also known as Boston Ivy. It is a hardy climber that bears a profusion of deep glossy green leaves which turn to scarlet with the approach of winter. Pkt. 10c, oz. 50c.

ANCHUSA (H# 4 ft.)

1015—Italica.—An excellent hardy blue perennial that blooms the first year from seed and will grow anywhere. Small flowers are borne on tall heads. Color a Forget-Me-Not blue. Pkt. 10c, oz. 75c.

Angels Trumpet, See Datura.

ANTHEMIS (H# 24 in.)

1016—Kelwayi.—The most easily grown of the hardy daisies. Start seed early and the plants will bloom the first year. Bears a profusion of rich golden yellow flowers. Pkt. 10c, oz. 75c.

ANTIRRHINUM (HX 10 to 24 in.)

There is no flower of easy culture that will prove more graceful and useful than these Snapdragons. In the North, they are best handled as annuals, but from Virginia South, they will often live through the winter and bear the second year. For early blooms start seed in a protected bed in March and transplant as soon as heavy frosts are over. They begin to bloom in the early summer and last until cold weather. For best results, pinch the buds from the young plants and make them spread. Colors covering some of the most rare and vivid combinations are to be seen. We offer a very select mixture of the Tall Mammoth Flowered family also named sorts in the Tall Large Flowering.

	Pkt.	Oz.
1017—Tall Mammoth Flowered Mixed	\$.20	\$2.35
1024—Medium Large Flowered, Mixed10	1.30
1018—Fire King, Orange Scarlet10	1.30
1019—Golden King, Giant Yellow10	1.30
1020—Harmony, Orange, Shaded Rose10	1.30
1021—Queen Victoria, Pure White10	1.30
1022—Rose Queen, Soft Pink10	1.30
1023—Finest Mixed10	.90

ASTERS (HO 18 to 36 in.)

The aster is comparatively easy to grow and furnishes more blooms per plant than any other good outflower. The colors are many and embrace vivid reds, rich blues, and all of the delicate shades of blue and pink. In the South it is best to plant them early. Seed may be started indoors or sowed in the open ground. Asters like a mellow loam soil that is fertile and moist. The Queen of The Market strain is one of the earliest to bloom and a most popular kind. The Crego Giants come next in bloom and are larger. Then comes the American Late Branchings which begin to bloom in August and make fine big flowers with good stems. The last to bloom and the largest flowers are the California Giant Branching. These grow immense plants that are loaded with enormous blossoms on long stems. In order to produce a succession of blooms all of these kinds should be planted. Then you will have asters from early July until frost.

QUEEN OF THE MARKET (18 in.)

	Pkt.	Oz.
1030—White	\$.10	\$.90
1031—Light Blue10	.90
1032—Crimson10	.90
1033—Lavender10	.90
1034—Pink10	.90
1035—Purple10	.90
1036—Mixed10	.60

CREGO GIANT or OSTRICH PLUME (24 in.)

1047—Crego Giants, Mixed10	1.75
------------------------------------	-----	------

AMERICAN LATE BRANCHING (30 in.)

	Pkt.	Oz.
1037—White	\$.10	\$1.75
1038—Pink10	1.75
1039—Crimson10	1.75
1040—Lavender10	1.75
1041—Purple10	1.75
1042—Light Blue10	1.75
1043—Mixed10	1.60

CALIFORNIA GIANT BRANCHING (36 in.)

	Pkt.	Oz.
1044—White	\$.25	\$4.80
1045—Peach Blossom25	4.80
1046—Light Blue25	4.80

SPECIAL MIXTURES

	Pkt.	Oz.
1048—China Asters Mixed, all colors	\$.10	\$.50
1049—Home Garden Mixture, all kinds10	.50

Six packets of any item listed on this page will be supplied for five times the price of a single packet



Balloon Vine



Balsam



Coreopsis

AQUILEGIA (H# 30 in.)

1025—Mrs. Scott Elliotts Hybrids.—This is an exceptionally fine strain of the long spurred columbine. No more hardy nor popular flower can be found than the old-fashion columbine and in this selection the best colors are presented. Sow outdoors or in beds in early spring or late summer. Pkt. 25c, oz. \$4.00.

ARABIS (H# 6 in.)

1026—Alpina.—This hardy little perennial makes one of the neatest borders and comes into bloom very early in the spring. It will stand lots of dry weather and is especially desirable for rocky. Pure white. Pkt. 5c, oz. 45c.

ARCTOTIS (HO 30 in.)

1027—Grandis.—A most beautiful daisy-like flower of easy culture. Seed may be started outdoors after frost is over. Plants are large, spreading, and covered with white flowers. It makes one of the best annuals for cutflowers and should be in every garden. Pkt. 10c, oz. 80c.

ASPARAGUS FERNS (T#)

1028—Plumosus Nanus.—This is the dwarf or upright growing fine lace fern and makes one of the best of house plants. It is easy to grow from seed and anyone can have an abundance of ferns at a small expense. Start in pots or boxes after warm weather comes. Pkt. 15c, oz. \$3.80.

1029—Sprengeri.—This is the rapid growing Maiden Hair fern which is so popular for stands and hanging baskets. Old plants attain an enormous size but may be divided when necessary. Pkt. 10c, oz. \$2.50.

BALLOON VINE (HO 10 ft.)

1050—Balloon Vine.—Also known as Love in a Puff. It is a good climber of rapid growth for covering trellis or fence. Takes its name from its seed pods which are balloon shape. Pkt. 5c, oz. 25c.

BALSAM (HO 18 in.)

A popular flower of easy culture which is commonly known as Touch-Me-Not or Lady's Slipper. It is adapted to bedding, edging tall beds or planting in groups. They are of rapid growth and bloom in a very short while. To make better flowers they should be transplanted twice, but they will do well just sowed where they are to remain.

	Pkt.	Oz.
1051—Camelia Flowered Scarlet	\$.10	\$.45
1052—Camelia Flowered Pink	.10	.45
1053—Camelia Flowered White	.10	.45
1054—Camelia Flowered Mixed	.10	.40

BALSAM APPLE (HO 12 ft.)

1055—Balsam Apple.—A most useful vine of rapid growth that is used for covering trellis. It bears very ornamental fruit which resembles an apple. Pkt. 10c, oz. 75c.

BALSAM PEAR (HO 12 ft.)

1056—Balsam Pear.—Similar to the Balsam Apple, except the fruit is pear shaped. Seed may be started where the plants are to remain. Pkt. 10c, oz. 75c.
Bachelors Buttons, See Globe Amaranth.

BEGONIA (T# 12 to 24 in.)

Begonias are tender plants but easy to grow from seed if started after warm weather comes. Take a small shallow box and fill it with woods earth which has been sifted and made firm. Sow the seed on top of the soil and press in. Water very carefully and place a piece of glass over the box. Keep moist and warm until the plants are large enough to transplant. Then pot or transplant to beds. Begonias are constant bloomers and have very ornamental foliage.

	Pkt.
1057—Luminosa, Scarlet Dark Foliage	\$.50
1058—Prima Donna, Carmine Rose	.40
1059—Double Mixed, Finest Mixed	.20

Bellflower, See Abutilon.

BELLIS (H# 8 in.)

1060—Perennis Mixed.—This is the double English daisy and one of the neatest of flowers for dwarf borders and edges. Fully double flowers are borne on stiff stems about six inches in length. Colors run in white, pink, and red. Blooms in a very short time from seed, is hardy, and a prolific bloomer. Pkt. 10c, oz. \$2.35.
Black Eyed Susan, See Thunbergia.
Blanket Flower, See Gaillardia.
Boston Ivy, See Ampelopsis.

BROWALLIA (HO 12 in.)

1061—Browallia Mixed.—Blue and white are the principal colors of this autumn flower. It is good for either massing, edging beds, or makes a good pot plant. Can be grown outside and lifted upon the approach of frost, cut back, and potted for winter blooming. Pkt. 10c, oz. \$1.15.
Burning Bush, See Kochia.

CALENDULA (HO 12 to 18 in.)

There are few flowers that offer the novice such a rich profusion of blooms for so little care. Calendulas are easy to grow and will bloom all summer if kept cut. Seed may be sowed in the open ground after danger of frost is past. Our strain of the Orange King comes from one of the best growers in this country and better stock cannot be found anywhere.

	Pkt.	Oz.
1062—Orange King, Double Orange	\$.10	\$1.60
1063—Lemon Queen, Double Lemon	.05	.25
1064—Mixed, Single and Double Sorts	.05	.20

California Poppy, See Eschscholtzia.



Canterbury Bells

Celosia or Coxcomb

Celosia, Childsii

CALLIOPSIS (HO 24 in.)

1065—Drummond Golden Wave.—This is the annual form of the popular Coreopsis. Produces an abundance of bright flowers in summer and fall. Flowers of Golden yellow surrounded by reddish brown. Thrives on almost any soil. Pkt. 5c, oz. 40c.
Campanula, See Canterbury Bells.

CANDYTUFT (HO 12 in.)

Candytuft is one of our most important bedding annuals and is highly prized for cutting. Seed may be started early indoors or sowed in the open ground after frost is past.

	Pkt.	Oz.
1066—Umbellata Pink10	\$.40
1067—Umbellata Lilac10	.40
1068—Hyacinth Flowered White10	.90
1069—Umbellata Dark Crimson10	.40
1070—Umbellata Mixed05	.30

CANNA (T # 3 to 6 ft.)

Cannas may be grown from seed started in a window box very early in the spring and will bloom the first year. There is always a novelty in growing them from seed because new varieties may appear in your plantings. Cut a notch in the seed and soak for twenty-four hours before planting.

	Pkt.	Oz.
1071—Dwarf Mixed10	\$.60
1072—Tall Mixed10	.50

CANTERBURY BELLS (HX 30 in.)

This is one of the most beautiful and showy of garden plants. In the South it can be treated as a hardy biennial but in the colder climates, it may die out in the winter. Sow the seed very early in the spring indoors and transplant after heavy frosts are over. Or sow seed in the summer for next spring's blooms. The single flowers are of much neater appearance than the doubles.

	Pkt.	Oz.
1073—Single Mixed	\$.05	\$.30
1074—Double Mixed10	.60

CENTAUREA (HO 24 in.)

The Centaureas come as a great boon to people having but little time to devote to flowers. Once sowed they will bloom for a long time and take care of themselves. The Cyanus and Imperialis make excellent outflowers. The Gymnocarpa is a perennial border plant of great value.

	Pkt.	Oz.
1086—Cyanus Double Mixed, Ragged Robin..	\$.05	\$.30
1088—Imperialis Mixed, Sweet Sultan10	.75
1089—Gymnocarpa, Perennial Dusty Miller..	.10	1.20

CARDINAL CLIMBER (TO 25 ft.)

1075—Ipomoea Cardinalis.—This is one of the most popular of all climbers. Its foliage is fine and fern-like and the vines are covered with cardinal red flowers. Seed slow to germinate so should be soaked before planting. Plant outdoors after warm weather comes. Pkt. 15c, oz. \$3.10.

CARNATION (HH # 18 in.)

The carnation has become one of the most popular flowers of America and the wide range of varieties make them adaptable to many different uses. In the following list the Chabaud Everblooming are hardy perennials and suitable for bedding or border work. The Marguerites are best treated as annuals or if protected will live through the winters. The Border sorts make the best pot plants. Start the seed in a well prepared bed and transplant as soon as large enough to handle. A rich loam is best for them.

	Pkt.	Oz.
1076—Chabaud Everblooming White	\$.20	\$3.80
1077—Chabaud Everblooming Rose20	3.80
1078—Chabaud Everblooming Scarlet20	3.80
1079—Chabaud Everblooming Mixed15	2.50
1080—Border Mixed15	2.50
1081—Double Marguerites Mixed10	1.30

Castor Bean, See Ricinus.

CELOSIA (HHO 1 to 4 ft.)

Celosias come in three distinct families, the Coxcomb or Cristata; the Ostrich Plume or Plumosa; and the Woolflower or Childsii. All of these make most valuable garden decorations; may be cut, or they can be dried for winter decorations. Sow the seed in the open ground after warm weather comes.

COXCOMB

	Pkt.	Oz.
1082—Cristata Tall Mixed	\$.10	\$.90
1083—Cristata Dwarf Mixed20	1.90

OSTRICH PLUME

1085—Plumosa Mixed10	.90
--------------------------	-----	-----

WOOLFLOWER

1084—Childsii Mixed20	2.50
---------------------------	-----	------


CHERIANTHUS (HO 18 in.)

1090—Annual Mixed.—In the South, this plant will often live all winter outdoors and come out early the following spring with compact bushes covered with coppery yellow blossoms. It is a most beautiful flower and one of easy culture. Its common name is Wallflower. Pkt. 5c, oz. 30c.

China Pinks, See Dianthus Chinensis.
Chinese Woolflower, See Celosia Childsii.



Chrysanthemum



Cosmos



Single Dahlia

CHRYSANTHEMUM (HO 24 in.)

The plants grow fast and are covered with dainty flowers in many forms and colors. If kept cut, they will bloom all summer. Seed may be started outdoors after frost is over.

SINGLE VARIETIES

	Pkt.	Oz.
1092—Single Mixed	\$.05	\$.30
1096—The Sultan, Red, Maroon, and Yellow ..	.05	.45
1097—Burridgeanum, White, Red and Yellow ..	.05	.40
1099—Northern Star, White and Yellow05	.40
1098—Purpureum, Rich Crimson05	.40

DOUBLE VARIETIES

1093—Double Mixed05	.30
1094—Double White Pearl05	.30
1095—Double Yellow05	.30

CLARKIA (HO 18 in.)

1101—Elgans Single and Double Mixed.—These flowers require little attention and bloom in a few weeks from seed sowed in the open ground. They make bright beds or borders. Pkt. 10c, oz. 60c.

CLEOME (HO 5 ft.)

1102—Pungens Mixed.—Also known as Spider Plant and a good tall flower for making backgrounds or hiding fences. Sow in the open ground after frost is over and they will bloom until frost. Pkt. 5c, oz. 45c.

COBEA SCANDENS (HHO 25 ft.)

1103—Blue.—A quick growing vine that has attractive bell shape flowers of rich blue. It is really a biennial and in the South will probably come year after year but in the North it is best treated as an annual. Pkt. 10c, oz. 75c. Cockscomb, See Celosia Cristata.

COLEUS (T# 30 in.)

1104—Hybridus Mixed.—These grow readily from seed started in a box in a warm place. Fine large plants are easily grown and many remarkable color combinations will be found. They are good for borders, beds, or as pot plants. Pkt. 25c, ¼ oz. \$1.90.

- Columbine, See Aquilegia.
- Cone Flower, See Rudbeckia.
- Convolvulus, See Morning Glory.

COREOPSIS (H# 3 ft.)

1105—Lanceolata Grandiflora.—This is one of the most satisfactory of the hardy perennials and makes an excellent cut flower. Seed may be started in the early spring or summer outdoors. Flowers of golden yellow are produced on long stems practically all summer. Pkt. 5c, oz. 40c.

COSMOS (HO 4 to 7 ft.)

One of the best summer and autumn outflowers and also an excellent plant for all backgrounds or screens. The plants are robust and quick growing with fine foliage. They bloom in late summer and autumn and make most desirable cut-flowers.

EARLY GIANT STRAIN

	Pkt.	Oz.
1106—Early Giant White	\$.10	\$.55
1107—Early Giant Pink10	.55
1108—Early Giant Crimson10	.55
1109—Early Giant Mixed10	.45

LADY LENOX OR LATE FLOWERING

1110—Lady Lenox White05	.30
1111—Lady Lenox Pink05	.30
1112—Mammoth Late Crimson05	.30
1113—Lady Lenox Mixed05	.25

DOUBLE OR CRESTED

1114—Late Double Crested Mixed15	1.30
--------------------------------------	-----	------

CYPRESS VINE (HHO 15 ft.)

1115—Mixed.—This is one of the best of the ornamental climbers, because it has fine foliage resembling that of an asparagus fern. It is rapid growing and covered with brilliant flowers in various colors. Plant outdoors after warm weather comes. Pkt. 10c, oz. 40c.

DAHLIA (T# 3 to 4 ft.)

1116—Large Double Mixed.—Good dahlias may be grown from seed started very early indoors and transplanted after warm weather comes. They are easy to handle and often make splendid new varieties. From this mixture many different types and colors may be had. Pkt. 20c, oz. \$3.10.

DATURA (TO 30 in.)

1117—Mixed.—This is a tender annual suitable for outdoor bedding in warm climates or for pot plants. They should have a light soil. Large trumpet-like blossoms of many bright colors and very fragrant are borne on the tall plants. Pkt. 10c, oz. 45c.

DELPHINIUM (H# 3 to 4 ft.)

There are few perennials that furnish so delicate and beautiful flowers as this. It is perfectly hardy and once established will last and grow better for years. The blossom spikes begin to appear in the early summer and continue to put out until cold weather. It makes one of the best of outflowers or a good garden decoration. Plants do very little blooming the first year from seed but the second year, they make good blooms and grow better each year thereafter. Start seed in the spring in a moist place and in the fall remove the plants to their permanent location.

	Pkt.	Oz.
1118—Belladonna, Delicate Light Blue	\$.20	\$3.00
1119—Bellamoss, Rich Dark Blue20	8.00
1120—Cardinale, Beautiful Cardinal Red20	7.00

*Dianthus**Delphinium**Four O'Clock***DIGITALIS (H# 3 to 4 ft.)**

1121—*Gloxineiflora Mixed*.—This is the favorite old Foxglove that was so popular in our grandmother's garden. It is perfectly hardy and easy to grow but will not bloom the first year from seed unless started very early. The best plan is to sow seed one spring and transplant in the early fall for next spring flowers. Flowers of great substance are borne on tall spikes. Pkt. 10c, oz. 60c.

DIANTHUS (HO 15 in.)

We all know and love these old fashioned pinks. They are among the most useful and desirable of the annuals and so very easy to grow. Sow the seed outdoors early in the spring in a good rich soil and you will have a wonderful show of bright colored flowers. It makes one of the best outflowers for basket and table decorations.

	Pkt.	Oz.
1122—Double Alba, Pure White10	\$.60
1123—Salmon King, Rich Salmon Pink10	1.20
1124—Fireball, Double Fiery Red10	.75
1125—Mourning Cloak, Mahogany and white. .10	.75	
1126—Double Heddewiggii Mixed10	.75
1127—Double Chinese Mixed, China Pinks ..	.10	.45
1128—Single Chinese Mixed10	.40

Dianthus Barbatas, See Sweet William.

DIANTHUS PLUMARIUS (H# 15 in.)

1129—Single Mixed.—This is the popular old clove pink. The second year from seed it makes a large turf of bright green foliage and a countless number of bright single blossoms which are delicately scented. It is hardy and lends a colonial touch to any garden. Pkt. 10c, oz. 60c.

Dusty Miller, See *Centaurea Gymnocarpa*.
English Daisy, See *Bellis*.

ESCHSCHOLTZIA (HO 10 in.)

1130—Mixed Hybrids.—Commonly known as California Poppy, these bright flowers add a brilliant touch to any wild flower garden or out-of-the-way spot. They require almost no attention and if seed are scattered about in the early spring, they will bloom there and reseed themselves from year to year. Pkt. 10c, oz. 30c.

FEVERFEW (H# 30 in.)

1131—Double White.—This is another of the old-fashion flowers and once it is established it will bloom for years. Small double blossoms of pure white are borne in great profusion. Pkt. 10c, oz. 45c.

Flax, See *Linum*.

FORGET-ME-NOT (HH# 8 in.)

1132—*Alpestris Blue*.—These tiny little blue flowers have a never-ending charm. They bloom in a short while from seed and if given a moist shady place will remain indefinitely. They make especially desirable subjects for dwarf beds or may be used for window boxes or pots. Pkt. 10c, oz. 60c.

FOUR O'CLOCK (HO 24 in.)

1133—Mixed.—For massing against the foundations of a house or to make a bed, it is hard to find anything so inexpensive and easy to grow that will give the same results. Fine bushy plants with deep green foliage and literally covered with brilliant flowers of many colors may be obtained on almost any soil by sowing the seed after frost is over. Pkt. 5c, oz. 25c. ¼ lb. 75c.

Fox Glove, See *Digitalis*.

GERANIUM (T# 18 in.)

1134—*Zonale Mixed*.—The finest of bedding or pot geraniums can easily be grown from seed. Sow indoors early in the spring and transplant after warm weather comes. Plants grow rapidly and make fine large specimens by midsummer. Colors mostly in red and pink shades. Pkt. 15c, oz. \$4.50.

GAILLARDIA (HO 18 in.)

1135—*Lorienziana Double Mixed*.—No garden is complete without its Gaillardias. They are hardy, easy to grow, and in most cases reseed themselves and come back year after year. The blossoms are large and colored in bright shades of red and yellow. Pkt. 10c, oz. 45c.

Garden Heliotrope, See *Valeriana*.

GEUM (H# 24 in.)

1136—*Mrs. Bradshaw*.—Large brilliant orange-scarlet blossoms are borne on plants about two feet high. It is a hardy perennial blooming from seed the first year if started early. Pkt. 20c, oz. \$3.20.

Gilliflower, See *Stocks*.

GLOBE AMARANTH (HO 24 in.)

1137—Mixed.—These flowers are also known as Gomphrena but are commonly called Bachelor's Buttons. The blossoms resemble a clover bloom and come in bright colors. If dried they make good winter decorations. Pkt. 5c, oz. 25c.

GODETIA (HO 18 in.)

1138—*Schamani Tall Double Mixed*.—This flower does best upon rather poor soil. It makes an excellent plant for beds and the flowers come in unusually rich colors, each blossom having a satiny texture that intensifies the color. Sow the seed outdoors after frost is over. Pkt. 10c, oz. 75c.

Gomphrena, See *Globe Amaranth*.

GOURDS (HO 6 to 12 ft.)

1139—*Ornamental Mixed*.—This is a mixture of the most decorative of the small gourds. There is always a need for these small ornaments and everyone should grow them. Pkt. 5c, oz. 25c.

GRASSES (HO 2 to 6 ft.)

1140—*Ornamental Mixed*.—For sowing in fence corners, making hedges or for making small circles on the lawn nothing is better than these grasses. They have attractive foliage and many novel plume-like heads. Pkt. 5c, oz. 30c.



Heliotrope



Hibiscus



Hollyhock

GREVILLEA (HHO 24 in.)

1141—Robusta.—In tropical climates this plant will grow into a tree and in other places it ranges in size according to the climate. It makes a most desirable foliage plant, having a leaf like an oak with a fine silky texture. A good background or border plant. Pkt. 10c, oz. \$1.45.

GYPHOPHILA (HO 25 in.)

This is one of the most useful of cutflowers for florists and those desiring to maintain a supply of home decorations. These miniature flowers are borne in abundance and are used to mix in with other cutflowers for vase and basket work. These annual forms succeed almost anywhere and will more than repay the effort required. Sow in the open ground after frost is over.

	Pkt.	Oz.
1142—Elgans Pure White	\$.05	\$.20
1143—Elgans Rose Pink05	.25

HELICHRYSUM (HO 24 in.)

This is the popular strawflower that is grown for winter bouquets. They are easy to grow and will retain their brilliant colors if dried in the shade. Sow the seed in the open ground after warm weather comes. Cut when the blossoms have attained their perfection and hang in a shady place with the heads down.

	Pkt.	Oz.
1144—Salmon Queen, Salmon Pink	\$.10	\$.90
1145—Fireball, Rich Fiery Red10	.90
1146—Golden Ball, Golden Yellow10	.90
1147—Violet Queen, Royal Purple10	.90
1148—Mixed10	.75

HELIOPSIS (H# 24 in.)

1149—Pitcheriana.—This is a hardy perennial that will bloom the first year from seed if started early but it is better the second year. The flowers are of golden yellow with yellow centers. It makes an excellent cutflower and a good hardy plant for the garden or border. Pkt. 10c, oz. \$1.45.

HELIOTROPE (TO 24 in.)

1150—Mixed.—In warm climates this makes an excellent bedding plant but in the cooler places it is best confined to pot culture. The plants are quick growing and will produce a number of the large lavender flower heads which have a most pleasing fragrance. Start the seed indoors or in a hot bed and transplant when warm weather comes. Pkt. 15c, oz. \$1.90.

HIBISCUS (HO 3 ft.)

1151—Africanus.—These plants are easy to grow and make a good hedge or may be grouped about in the garden. The flowers are enormous in size and resemble a single hollyhock. Blooms practically all summer. Color light cream or lemon. Pkt. 10c, oz. 35c.

HYACINTHUS CANDICANS (HH# 4 ft.)

1152—Hyacinthus Candicans.—This is known as the Cape or summer Hyacinth. It grows tall stalks filled with pure white bell shaped blossoms. A good garden decoration. The flowers grow from bulbs but anyone can sow a few seed in a garden row and grow their own bulbs at a very small expense. Take up bulbs in winter and store. Pkt. 10c, oz. 75c.

HOLLYHOCKS (H# 6 ft.)

The annual Hollyhocks will bloom the first year from seed if started early but the perennial (Chaters) variety should be started in the spring and transplanted the following fall to their permanent location. They like a stiff rather dry soil. For bordering the flower garden, there is nothing to take the place of the Hollyhock. They also make good hedges and screens.

	Pkt.	Oz.
1153—Chaters Double White	\$.15	\$2.50
1154—Chaters Double Pink15	2.50
1155—Chaters Double Yellow15	2.50
1156—Chaters Double Scarlet15	2.50
1157—Chaters Double Maroon15	2.50
1158—Chaters Double Mixed10	1.60
1159—Single Annual Mixed05	.60

HOP VINE (HO 20 ft.)

1160—Japanese Greenleaf.—The hop vine is both useful and ornamental and makes one of the most rapid and dense growths. Sow seed outdoors after warm weather comes. Pkt. 5c, oz. 30c.

Humulus Japonica, See Jap. Hop Vine.

ICE PLANT (HO 6 in.)

1161—Crystallinum.—A most novel pot or border plant of easy culture. The foliage is long, triangular, and its clear green surface seems to be covered with tiny crystals. Pkt. 5c, oz. 30c.

Insect Powder Plant, See Pyrethrum.

Ipomoea, See Moonflower, Morning Glories, Cardinal Climber, and Cypress Vine.

JERUSALEM CHERRY (TO 15 in.)

1162—Solanum Capicastrum.—This makes one of the most satisfactory of house plants. The plants grow in dwarf bushy form and bear a profusion of highly colored fruits. Sow seed in a warm place and pot the young plants when large enough to handle. Pkt. 10c, oz. 75c.

Joseph's Coat, See Amaranthus.

KOCHIA (HO 3 ft.)

1163—Childsii.—As an annual hedge or for specimen plants to be planted in tubs or set around the lawn or garden nothing is better than Kochia (Summer Cypress). The plants grow in beautiful symmetrical form with fine foliage and on the approach of cold weather turn fiery red from which it takes one of its common names, Burning Bush. May be transplanted or sowed in the open ground. Pkt. 5c, oz. 20c.

Lady's Slipper, See Balsam.



Kochia

Marigold

Morning Glory

LANTANA (T# 24 in.)

1164—Mixed.—These are among the brightest of flowers for porch or window boxes, pots or for bedding. The flowers are like those of the verbena and come in many different color combinations embracing white, yellow, red, pink, and lavender. Sow seed in a warm place. Pkt. 10c. oz. 75c.

LARKSPUR (HO 3 ft.)

The Larkspurs rank high among our annual cutflowers and also for garden decoration. They bloom in the early spring when flowers are scarce. In the South, the seed may be sowed in the late autumn or in the early spring. The flowers are tall and bear long spikes of beautiful blossoms. We offer the Double Stock Flowered strain, which is one of the best flowers.

	Pkt.	Oz.
1165—White	\$.10	\$.60
1166—Light Blue10	.60
1167—Dark Blue10	.60
1168—Bright Rose10	.75
1169—Carmine10	.75
1170—Mixed05	.40

LINUM (H# 2 ft.)

The perennial flax plant furnishes the floral world with some of its daintiest flowers. Seed may be started outdoors early in the spring or they may be started in the summer for next spring's blooms. They are perfectly hardy and will come from year to year. Sow the annual kind outdoors in early spring.

	Pkt.	Oz.
1171—Perenne, Sky Blue, Perennial	\$.05	\$.30
1172—Grandiflorum Rubrum, Red, Annual ..	.05	.30

LOBELIA (HHO 8 in.)

1173—Crystal Palace Compacta.—These fine little plants of compact growth with their clear green foliage and bright blue flowers are most desirable for ribbon beds, for pot culture, or for edging dwarf beds. Pkt. 15c, oz. \$3.80. Love in a Mist, See Nigella.

LUPINS (HO 2 ft.)

The Lupins like a little shade and a light soil but otherwise their culture is simple. Sow the seed outdoors after hard frosts are over. They make the brightest of beds, borders, and rank as one of the most important of cutflowers. The flowers are pea shaped and come in the important colors. We offer the famous Hartwegii strain.

	Pkt.	Oz.
1174—White	\$.05	\$.25
1175—Rose05	.25
1176—Light Blue05	.30
1177—Dark Blue05	.30
1178—Mixed05	.25
1179—Perennial Varieties Mixed10	.40

LYCHNIS (H# 18 in.)

1180—Viscaria Splendens.—Start the seed at any time during the spring or early summer for the following year's plants. They make large clumps with foliage that stays green the year round in the South. The flowers of rich crimson make a wonderful show in the garden and are good for cutting also. Pkt. 10c, oz. 80c.

MARIGOLD (HO 1 to 3 ft.)

Practically everyone who has ever grown flowers has grown Marigolds. They are among the most popular of the annuals and make some of our best cutflowers. There are both tall and dwarf sorts and these may be used together as bed and border or they may be planted effectively with other flowers. Sow the seed outdoors after warm weather comes and they will bloom in a short while.

	Pkt.	Oz.
1181—Tall Double Orange Ball	\$.10	\$1.30
1182—Tall Double Lemon Ball10	1.30
1183—Dwarf Double Golden Ball05	.45
1184—Dwarf Double Gold Striped05	.45
1185—Dwarf Single Mixed05	.45
Marvel of Peru, See Four o'Clock.		
Mathiola, See Stocks.		
Matricaria, See Feverfew.		
Mesembranchthemum, See Ice Plant.		
Mexican Fire Bush, See Kochia.		

MIGNONETTE (HO 12 in.)

A dainty flower of surpassing fragrance and beauty and one that is valuable for bedding, for borders, or for window boxes. Seed may be sowed in the open ground after heavy frosts are over and they will bloom in a short while.

	Pkt.	Oz.
1186—Goliath White	\$.10	0 .90
1187—Salmon Queen10	.75
1188—Goliath Red10	.90
1189—Mixed05	.30
Mirabilis, See Four o'Clock.		
Mole Plant, See Ricinus.		
Momordica, See Balsam Apple and Pear.		

MOONFLOWER (TO 20 ft.)


1190—Mexicana Alba.—A very popular vine for covering porch or trellis. The leaves are large and furnish the best shade and at nights the vines are covered with large white blossoms. The seed are very hard and should be notched and soaked before planting. Pkt. 10c. oz. 55c.

MORNING GLORIES (HO 3 to 10 ft.)

1191—Japanese Mixed.—This is a splendid mixture of bright colors that will be valuable for sowing in unused parts of the garden. They require no attention. Pkt. 5c, oz. 25c.

1192—Brazilian.—Ipomoea Setosa. This is a rapid growing vine that has stems of a reddish hue and enormous leaves. The flowers are large and tinted pink and have in their center a large star of rich deep pink. Pkt. 10c. oz. 75c.
Moss Rose, See Portulaca.
Morning Bride, See Scabiosa.
Myosotis, See Forget-Me-Not.

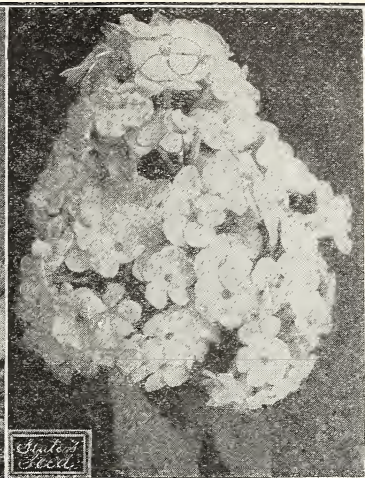
Six packets of any item listed on this page will be supplied for five times the price of a single packet



Pansy



Ruffled Giant Petunia



White Phlox

NASTURTIUM (HO 8 to 48 in.)

Even the amateur gardener can reap loads of blossoms from a bed of nasturtiums. It is a bright flower especially well adapted for table decorations. They like a rather dry and only moderately rich soil. Plant seed outdoors after frost is over and cover about one inch deep.

DWARF SORTS

	Pkt.	Oz.	¼ Lb.
1193—Dwarf Yellow, Golden Yellow05	\$.10	\$.30
1194—Spencer David Burpee, Scarlet. . .	.05	.10	.30
1195—Dwarf Bronze, Reddish Golden Bronze05	.10	.30
1196—Spotted King, Indian Yellow Spotted Red05	.10	.30
1197—Ruby King, Bluish Rose05	.10	.30
1198—Ivy Leaved, Beautiful Ivy Foliage05	.10	.30
1199—Dwarf Mixed, All sorts & colors05	.10	.30
1200—Dwarf Cameleon, a rainbow of color05	.10	.30

TALL SORTS

	Pkt.	Oz.	¼ Lb.
1201—Tall Yellow, Golden Yellow05	\$.10	\$.30
1202—Cloth of Gold, Scarlet and Gold05	.10	.30
1203—Edward Otto, Lilac Brown05	.10	.30
1204—Madam Gunthers Hybrids, all shades05	.10	.30
1205—Tall Mixed05	.10	.30

NEMESIA (HHO 12 in.)

1206—Strumosa Suttoni Mixed.—These flowers bloom in a few weeks from seed and will be found invaluable for pots, window boxes, and outdoor dwarf beds. It is a novelty that is not to be seen in every garden and this mixture should give a wide range of the most delicate colors. Pkt. 15c, oz. \$2.35.

NIGELLA (HO 18 in.)

1207—Mixed.—Flowers in blue and white are borne over fine cut foliage and following the flowers come novel seed pods. These unusual plants may be grown on any garden soil with very little attention and will prove an additional attraction. Pkt. 5c, oz. 10c.
Painters Brush, See Ageratum.

PENTSTEMON (H # 24 in.)

1214—Sensation.—If sowed early these bloom well the first year and make one of the best perennial outflowers. The bloom spikes are upright and bear a profusion of bright colored blossoms. These flowers resemble the popular Fox-glove but are of neater appearance. Pkt. 25c, oz. \$3.80.

PANSY (HO 6 in.)

We all know and love Pansies, and especially the fine large flowering strains. The delicate texture of a pansy blossom brings out to its fullest value the rich color combinations and gives us flowers whose charm is never dulled. Pansies are always at their best in mixtures, therefore we have selected some of the finest strains and offer these in mixtures. Our Exhibition Mixture, we believe to be the finest of the large flowered kinds. The Orchid Flowered offers an especially rare blending of unusual colors. The Mastodons are famous the world over for their large flowers. The Masterpieces give us a ruffled flower of large size and unique appearance, while Bugnots bring out the favorite blotches of the pansy to perfection. The Tufted or Violas are especially recommended for sowing on lawns or woodlots where they may become established. Pansies like a moist rich soil and should never be planted in hot locations. Seed may be started outdoors early in the spring but should be covered with canvas. Or they may be started indoors or in a cold frame and transplanted. Then they can be sowed from June to August and kept in a cold frame or protected spots for winter and early spring blooms.

	Pkt.	¼ Oz.	Oz.
1208—Slates Exhibition Mixed	\$.50	\$2.25	\$8.00
1209—Giant Orchid Flowered Mixed50	2.25	8.00
1210—Giant Mastodon Mixed30	1.60	5.60
1211—Masterpiece Ruffled Mixed25	1.40	5.00
1212—Bugnots Superb Blotched15	.90	3.10
1213—Tufted or Violas Mixed10	.40	1.45

PHLOX DRUMMONDI (HO 8 to 15 in.)

These annual phlox bloom all summer and make one of the most desirable of bedding and outflower plants. As a mass, circle, or large bed, nothing is more showy than a lot of these mixed phlox, using the Dwarf or Nana Compacta for a border. Seed may be started indoors or sowed in the open ground after heavy frosts are over.

	Pkt.	Oz.
1230—Grandiflora Alba, White	\$.10	\$1.45
1231—Grandiflora Isabellina, Yellow10	1.45
1232—Grandiflora Brilliant, Scarlet10	1.45
1233—Grandiflora Stellata Splendens, Scarlet with white eye10	1.45
1234—Grandiflora Mixed10	1.15
1235—Nana Compacta Mixed, Dwarf15	2.35

Pincushion Flower, See Scabiosa.



Double Poppy

Scabiosa

Scarlet Sage, Salvia

PETUNIA (HO 8 to 18 in.)

No other flower will bloom so constantly throughout the summer as the Petunia. For this reason it makes one of our best bedding and box plants. It begins to bloom soon after the plants come up and from then until frost is a mass of brilliant color. The Dwarf or Nana Erecta sorts are of dwarf upright growth and make good beds or box flowers. The bedding kinds are spreading in their growth and cover a lot of space. The Balcony type is one of the finest of the petunias and is especially desirable for window and porch boxes. They grow up for a while and then hang down giving a mass of blooms. The Ruffled Giants give some doubles and many fine fringed flowers. Our selection of Large Double Fringed is one of the finest to be had and will produce as many doubles as any seed grown. But no seed will produce much over 30% doubles. However, from the doubles will come many fringed flowers and some of the finest of large singles. Petunias like full sunlight. Start seed either outdoors or indoors.

1215—Large Double Fringed Mixed	Pkt.	¼ Oz.
1220—Ruffled Giants Mixed	\$1.00	.25

BALCONY TYPE

1216—Balcony Rose	.25
1217—Balcony Blue	.25
1218—Balcony Crimson	.25
1219—Balcony Mixed	.20

BEDDING TYPE

1221—Bedding Alba, White	.10	.50
1222—Gen. Dodds Blood Red	.10	.60
1223—Carmen Silva, Violet, White Throat	.10	.55
1224—Howards Star, Crimson, White Star	.15	1.00
1225—Bedding Mixed	.10	.40

DWARF TYPE

1226—Nana Erecta Snowball, White	.15	1.00
1227—Nana Erecta Rosy Morn, Pink & White	.20	1.50
1228—Nana Erecta Violacea, Deep Violet	.15	1.20
1229—Nana Erecta Mixed	.15	.80

PRIMULA (T# 10 in.)

The Primula or Primrose is among the best of pot plants and makes a good winter bloomer. The Chinese sorts have odd shaped leaves and are fringed while the Alconica strain is noted for the duration of its blooming period. Start seed indoors at any time and transplant to small pots. They must be crowded to bloom good.

1247—Chinensis Mixed	Pkt.	\$.25
1248—Alconica Mixed	Pkt.	.25

PYRETHRUM (H# 18 in.)

1249—Roseum Mixed.—This flower is commonly called the Painted Daisy, because its blossoms are daisy-like and come in pure white, dainty pink, and vivid red. They are especially good cutflowers and make good border plants. Start seed early indoors if wanted to bloom that year or start in the summer and transplant in the fall for next spring blooms. Pkt. 15c, oz. \$1.60.
Ragged Robin, See Centaurea Cyanus.

POPPY (HO 12 to 30 in.)

No matter how common the Poppy gets, it will always retain its charm for flower lovers. Its brilliant colors and many different forms of flowers give it an endless variety. The annual varieties are easy to grow and require little attention. Sow the seed where the plants are to remain. They cannot be transplanted. The perennial sorts should be sowed in the spring for the following years blooms.

ANNUAL SORTS

	Pkt.	Oz.
1236—American Legion, Rare New Scarlet	.10	\$.75
1237—Glacum, Scarlet Tulip Poppy	.10	.75
1238—Mikado, Double Crimson	.05	.30
1239—Ryburgs Hybrids, Double Mixed	.10	.90
1240—Double Carnation Flowered Mixed	.05	.30
1241—Double Peony Flowered Mixed	.05	.30
1242—Double Peony Flowered Scarlet	.05	.30
1243—Shirley Mixed, Both Single and Double	.05	.30

PERENNIAL SORTS

1244—Orientale Mixed	.15	2.80
1245—Iceland Mixed	.15	2.20

PORTULACA (TO 6 in.)

1246—Double Mixed.—These bright velvety little flowers offer a wonderful opportunity to the one desiring a carpet bed or dwarf border. They are also especially desirable for sowing between flagstones. Mix the seed with sand or ashes and sow in the open ground after warm weather comes or sow early indoors. Blossoms in rich colors are formed like a small rose. Pkt. 25c, oz. \$4.80.

Pot Marigold, See Calendula.
Primrose, See Primula.

RAINBOW CORN (HO 5 ft.)

1250—Zea Japonica Variegata.—For a hedge or background there are few foliage plants to equal this. It grows tall and bushy with foliage striped in green, white, purple, and yellow. Pkt. 5c, oz. 15c.
Red Hot Poker, See Tritoma.

RUDBECKIA (H# 2 ft.)

These Cone Flowers give a most interesting variety to the perennial plantings and are easy to grow. The flowers are useful and after the blossoms fade the cones may be dried and used for winter. Will bloom the first year from seed if started early.

	Pkt.	Oz.
1251—Bicolor Superba, Yellow and Brown	.15	\$ 2.00
1252—Echinacea, Reddish Purple	.15	2.00

RICINUS (HHO 8 to 12 ft.)


1253—Zanzibariensis.—This is an ornamental foliage plant that lends a tropical air to any garden. It is also useful for tall backgrounds, borders, and for quick shade. Grows into a small tree on rich soil and has large leaves veined in red. Plant seed where plants are to remain after warm weather comes. Pkt. 5c, oz. 25c.



Sunflower, Stella



Sweet William



Curled and Crested Zinnia

SALPIGLOSSIS (HO 2 ft.)

This is an unusual flower and of simple culture, so it should be in every garden. The flowers are tubular and veined in many rich colors on a background of gold. It is a good cutflower and so unique and attractive in its colorings that every flower lover will admire it. Seed may be started early indoors or sowed outside after warm weather comes. We offer the famous Emperor strain of large trumpet kinds.

	Pkt.	Oz.
1254—Crimson	\$.15	\$1.90
1255—Purple and Gold15	1.90
1256—Rose and Gold15	1.90
1257—White and Gold15	1.90
1258—Mixed15	1.60

SALVIA (HHO 2 to 3 ft.)

The Salvias or Scarlet Sages rank as one of our most important bedding plants. They make excellent tall borders for cannas and other tall flowers and also do well when bedded. A bed of these flowers is a flame of color from midsummer until frost. For best results start the seed in hotbeds or in boxes indoors and transplant when warm weather comes. The Farinacea is a perennial variety but will bloom the first year from seed.

	Pkt.	¼ Oz.	Oz.
1259—Splendens, Tall Scarlet Sage...\$.15	\$1.00	\$3.10
1260—America, Semi-dwarf Scarlet Sage .20	1.15	4.80	
1261—Farinacea, Perennial Lavender. .25	1.90		

SCABIOSA (HO 2 ft.)

Also known as Pincushion flower and Mourning Bride. The soft shades predominate in this popular annual and it makes one of the most desirable cutflowers. It is said that the blossoms of this plant attract more butterflies than any other, therefore it is invaluable as a garden flower. They are easy to grow and will bloom practically all summer.

	Pkt.	Oz.
1262—White	\$.05	\$.60
1263—Rose05	.60
1264—Lavender05	.60
1265—Crimson05	.60
1266—Mixed05	.60

Scarlet Sage, See Salvia.

SCHIZANTHUS (HO 18 in.)

1267—Wisetonensis Mixed.—An easily grown annual that offers many uses. It is a good pot plant and one of the best bedding flowers. The foliage is fine and fern-like and a short while after seeding the bushes are covered with a mass of small bright flowers in a rare combination of colors. Pkt. 15c, oz. \$1.60.

STATICE (H # 2 ft.)

1268—Latifolia.—These plants make a dense growth with long spreading panicles of light flowers. When dried it makes one of the best things for working in with cutflowers or everlasting. Start seed like any other perennial. Pkt. 10c, oz. \$1.90.

SHASTA DAISY (H# 18 in.)

1100—Alaska.—We consider this one of the finest of the Shastas. It has a large flower with yellow center and pure white petals. These flowers are easy to grow and once started will last indefinitely. Sow seed at any time in the spring or summer and transplant in the fall to permanent position and they will bloom the second year. Pkt. 10c, oz. 90c.

- Silk Oak, See Grevillea.
- Snapdragon, See Anturhinum.
- Solanum, See Jerusalem Cherry.
- Spider Plant, See Cleome.

STOCKS (HO 18 in.)

Stocks with their fragrant rose-like flowers borne on a number of spikes to each plant, make a most valuable addition to the flower garden. For cutting there are few flowers better and they also make good beds, borders, or pot plants. Blooms from early summer until midsummer and in the South even the annual kinds will live through a mild winter. The annual sorts should be seeded very early in the spring and transplanted. The perennial or Dresden Perpetual should be sowed one spring or summer for the following spring flowers. In the annual stocks, we offer the Large Flowering Ten Weeks strain.

	Pkt.	Oz.
1269—Ten Weeks Snow White	\$.15	\$3.80
1270—Ten Weeks Pink15	3.80
1271—Ten Weeks Azure Blue15	3.80
1272—Ten Weeks Red15	3.80
1273—Ten Weeks Mixed15	2.80
1274—Dresden Perpetual Mixed15	3.00

- Strawflower, See Helichrysum.
- Summer Cypress, See Kochia.
- Sunflower Perennial, See Heliopsis.

SUNFLOWER (HHO 3 to 8 ft.)

We all know these useful flowers. They thrive in almost any soil and are very valuable for garden decoration, cutting, and for screens or backgrounds.

	Pkt.	Oz.
1275—Stella, Yellow, Black Center	\$.10	\$.60
1276—Red, Large Yellow and Red10	.60
1277—Double Chrysanthemum Flowered10	.60

Sweet Sultan, See Centaurea Imperialis.

SWEET WILLIAM (H# 18 in.)

This flower that was so popular with our grandmothers is still a favorite in the hardy garden. Sweet Williams begin to bloom early in the spring and fill in a period when good cutflowers are hard to get. And when it comes to beauty and rich colors it is hard to find an equal. The seed are best sowed in the summer and transplanted in the fall to make blooming plants the following spring. But if started very early in the spring, they will bloom the first year.

	Pkt.	Oz.
1295—Pink Beauty	\$.10	\$.45
1296—Scarlet Beauty10	.45
1297—Holborns Glory, Red, White Eye10	1.25
1298—Double Mixed10	.50

Six packets of any item listed on this page will be supplied for five times the price of a single packet



Verbena

Zinnia, Exquisite

Zinnia, Golden State

THUNBERGIA (HO 4 ft.)

1299—Alata Mixed.—Better known as Black Eyed Susan and a favorite pot and bedding trailer. Makes a dense mass of foliage and bears a profusion of yellow flowers with black centers. Pkt. 10c, oz. \$1.15.

TITHONIA (HHO 6 to 8 ft.)

1300—Spectosa.—Beyond a doubt this plant gives more outflowers than any other. The plants grow very tall and make immense bushes that are literally covered with bright flowers on long stems. The flowers are single, of a bright orange vermilion color, and resemble African Marigolds in form. They are especially desirable for baskets and vases. Start seed outdoors after warm weather comes and give them a rich soil. Pkt. 20c, oz. \$2.50.

Touch-Me-Not, See Balsam.

TRITOMA (H# 4 ft.)

1301—Hybrida.—This popular perennial is commonly called Red Hot Poker and makes a truly novel garden decoration. They are easy to grow and bloom the second year from seed. Perfectly hardy and will make a large clump in a few years. Flowers of orange scarlet shaped like a poker head. Pkt. 20c, oz. \$3.80.

VALERIANA (H# 2 ft.)

1302—Rubra.—This Garden Heliotrope has been greatly admired by all who have seen it growing in our perennial house. The foliage is clean light green over which is borne a number of flower heads of deep red. A most effective garden plant. Pkt. 5c, oz. 50c.

VERBENA (HO 12 in.)

A favorite bedding plant that may be perennial in the South but is best treated as an annual. Blooms in a short while from seed and may be sowed outdoors in the early spring. It will stand either full sun or partial shade and grows on almost any soil. Blooms all summer and makes a good plant for pots and window boxes.

	Pkt.	Oz.
1303—Mammoth White	\$.10	\$1.60
1304—Mayflower Pink10	1.60
1305—Mammoth Yellow10	1.60
1306—Mammoth Blue10	1.60
1307—Defiance Red10	1.60
1308—Mammoth Mixed10	1.15

VERONICA (H# 24 in.)

1309—Spicata.—In blue perennials, we do not know of anything more effective. The foliage is bright green over which a number of bright blue, tassel-like blossoms are borne from summer until frost. It is easily started from seed. Pkt. 10c, oz. \$1.15.

VINCA (TO 18 in.)

1310—Rosea Mixed.—These are valuable plants for foundation plantings or for garden use, because they have glossy green foliage and bright flowers in white, pink, and red, which are borne all summer. Seed may be started indoors or outdoors after warm weather comes. Pkt. 10c, oz. \$1.30.

Wallflower, See Chierianthus.

XERANTHEMUM (HO 2 ft.)

1311—Double Mixed.—An important member of the Everlasting family. The foliage is silvery and bright flowers of silky texture are borne in a short while after sowing the seed. Sow outdoors after warm weather comes. Pkt. 10c, oz. 90c.

Zea Japonica, See Rainbow Corn.

ZINNIA (HO 3 ft.)

For years we have prided ourselves upon our strains of Zinnias. After careful breeding, we are now able to offer some of the finest varieties of Zinnias ever known in the flower world. The Double Dahlia Flowered varieties offered below are the last word in Zinnias. These enormous flowers often measure six inches across and compare favorably to the best of the dahlias in every respect. Any gardener may well be proud of a bed of these. Then we have the Giant Double, which is a very superior strain of perfect flowers. For best results with Zinnias, sow them in a light rich soil as soon as the ground gets warm in the spring. Thin them to stand twelve inches apart and cultivate. Keep the flowers cut and they will bloom for a long time. Later sowing may be made in July.

DOUBLE DAHLIA FLOWERED

	Pkt.	¼ Oz.
1312—Exquisite, Large Tyrian Rose	\$.25	\$1.40
1313—Golden State, Orange Yellow25	1.40
1314—Crimson Monarch, Deep Red25	1.40
1315—Canary Bird, Primrose25	1.40
1323—Gold Medal Mixture25	1.00


GIANT DOUBLE STRAIN

	Pkt.	Oz.
1316—Giant Double White	\$.15	\$1.90
1317—Giant Double Golden Yellow15	1.90
1318—Giant Double Shrimp Pink15	1.90
1319—Giant Double Scarlet15	1.90
1320—Giant Double Purple15	1.90
1321—Giant Double Salmon15	1.90
1322—Giant Double Mixed10	1.80

SPECIAL MIXTURES

	Pkt.	(½)
1324—Double Dahlia Flowered Mixed.—Made up of some of our finest flowers but does not contain the color range of our Gold Medal Mixture	\$.15	\$1.90
1325—Curled and Crested Mixed.—A novel sort in a good color range15	2.00
1326—Picotee Mixed.—These have each petal shading to a different color which makes a most attractive flower15	2.00
1327—Dwarf Double Mixed.—Dwarf sorts in a good mixture of colors10	1.45

Six packets of any item listed on this page will be supplied for five times the price of a single packet



Improved King White

1289—Improved Austin Frederick.—The flowers are of immense size, attractively placed on long stiff stems in fours. The color is a charming shade of lavender with the standards a slightly deeper shade.

Pkt. 10c, oz. 35c, ¼ lb. \$1.00, lb. \$3.50, postpaid.

1279—New Wedgewood.—This is an improvement over the old and popular blue. The flowers are larger and borne in greater profusion. The color is a bright delphinium blue.

Pkt. 10c, oz. 30c, ¼ lb. 90c, lb. \$3.00, postpaid.

1280—Helio.—This is a novel sort which displays the art shades with wonderful effect. The standards are a bronzy suffusion over lavender while the wings are lavender with just a trace of bronze. The general effect is a most pleasing lilac.

Pkt. 10c, oz. 35c, ¼ lb. \$1.00, lb. \$3.50, postpaid.

1285—Loyalty.—Large flowers of violet blue flake on white ground give a most pleasing contrast to this variety. It is an old sort but especially desirable.

Pkt. 10c, oz. 25c, ¼ lb. 75c, lb. \$2.50, postpaid.

1278—Early Flowering Mixed.—This is a select mixture of the early flowering kinds and can be depended upon to give a wide range of colors with many new and novel varieties in it. The early flowering sorts should be used in the extreme South at all times and in other sections where late plantings are made.

Pkt. 10c, oz. 45c, ¼ lb. \$1.35, lb. \$4.25, postpaid.

1292—Superb Spencers Mixed.—We take a great deal of pride in this mixture and have built a good trade upon it through its merits alone. These varieties are grown separately and mixed and the lot contains a wide range of sorts with almost every known color present. Further, in order to make our mixture attractive, we put into it many novelties.

Pkt. 5c, oz. 20c, ¼ lb. 60c, lb. \$2.00, postpaid.

1293—Select Eckfords Mixed.—The Eckfords are a popular strain of the large flowering sweet peas and this mixture is composed of the finest named varieties mixed to give a full range of colors.

Pkt. 5c, oz. 15c, ¼ lb. 45c, lb. \$1.25, postpaid.

Slate's Sweet Peas

The Sweet Pea is the most popular of all annual flowers, and it is of such easy culture that even the inexperienced may expect wonderful results from them. In the South, early planting of Sweet Peas is necessary in order to get perfect blooms and in any climate early planting is advisable, because it prolongs the blooming season. The time for sowing is as early in the spring as the soil can be worked. Dig the soil deep and chop it into good working condition. Lay off rows 30 inches apart and eight inches deep. Cover the bottom of this trench with three inches of fine manure, on top of this two inches of soil, sow the seed in a thick drill, and cover with light soil, enough to fill the trench. A covering of boards, straw, or manure, should then be given as protection. Sweet Peas should always be planted thick and not thinned. If the vines are thick and foliage dense the flowers will be much better. When spring opens remove the covering and give the young plants frequent cultivation. A support of twine, wire, or brush should be supplied.

1282—Improved King White.—This variety is entirely free from any color and we consider it the finest white. It is strong, free flowering, and of exquisite form and texture. Pkt. 10c, oz. 35c, ¼ lb. \$1.00, lb. \$3.50, postpaid.

1283—Dainty.—The flowers are large, well filled, and have a beautiful pink edge on white ground. As its name implies, it is one of the most dainty of sweet peas.

Pkt. 10c, oz. 30c, ¼ lb. 90c, lb. \$3.00, postpaid.

1284—Daisybud.—This is an extra large and beautifully waved flower borne on good stems. The color is a combination of apple blossom tints with a suggestion of cream pink.

Pkt. 10c, oz. 30c, ¼ lb. 90c, lb. \$3.00, postpaid.

1290—Barbara.—This is the finest salmon colored sweet pea. The vines are vigorous and give a profusion of the richly colored blossoms.

Pkt. 10c, oz. 30c, ¼ lb. 90c, lb. \$3.00, postpaid.

1291—Caress.—The immense well formed flowers are beautifully frilled and borne on strong vines. The color is a soft rich shell-pink deeply toned, and suffused with buff, making a most pleasing effect in all.

Pkt. 10c, oz. 35c, ¼ lb. \$1.00, lb. \$3.50, postpaid.

1281—Hawmark Pink.—The color is a beautiful shade of rich rose pink, shaded with salmon. The wings are bright rose pink. The standards are somewhat lighter in color and slightly toned down with salmon. The blooms are very large and waved. We consider this one of the finest of the pinks.

Pkt. 10c, oz. 35c, ¼ lb. \$1.00, lb. \$3.50, postpaid.

1286—Rosalind.—The large petals are charmingly waved and fluted and carry a bright rosy carmine color. In every respect this is a most attractive flower.

Pkt. 10c, oz. 30c, ¼ lb. 90c, lb. \$3.00, postpaid.

1287—Brilliant.—This is a brilliant cherry-cerise with large flowers borne in fours on long stems. Its bright colors combined with free blooming habit makes this a most desirable sort.


Pkt. 10c, oz. 30c, ¼ lb. 90c, lb. \$3.00, postpaid.

1288—Mrs. C. P. Tomlin.—This brilliant scarlet sweet pea is the most showy to be found and will add a flame of color to any garden. The flowers are of great substance and do not fade in bright sunlight. It is a vigorous grower, prolific bloomer, and its vivid color always brings forth admiration.

Pkt. 10c, oz. 45c, ¼ lb. \$1.35, lb. \$4.50, postpaid.

1294—Perennial Sweet Peas.—Or *Lathyrus Latifolius*. A hardy perennial growing six to eight feet tall and producing an abundance of beautiful sweet pea like blossoms during the hot summer months after the sweet peas have gone. Both growth and seed resemble those of the sweet pea. Sow outdoors at any time that the soil can be worked and they will bloom the first year if sowed early. Or sow in the fall and they will bloom the following year. Once established they will last indefinitely. Colors principally in red, pink, and white. Pkt. 10c, oz. 50c, ¼ lb. \$1.50.

"It might interest you to know that I bought a lot of Gladioli bulbs last year from the supposed best people in the business and your bulbs produced the finest flowers of the lot. I believe they really averaged six blossoms to the stem more than the average from the other lot." So writes Mr. Martin L. Brown, of Lynchburg, Virginia.



The Lady of Hyco

Dahlias

A Selection of the Finest Outflower Varieties

There is no flower that gives more blossoms from a single plant than a well grown dahlia and the flowers rank among the most desirable of all, both as a cutflower and as garden decoration. The roots may appear high when the price each is considered, especially the better kind, but when you consider the number of large beautiful flowers that will come from one root, you pay less per flower for dahlias than most any other. Then dahlias are very easy flowers to grow and almost anyone may succeed with them. But they like attention and always pay handsomely for it. Plant the roots as early as possible after warm weather comes. The ground should be dug deep and thoroughly pulverized. If fertilizer is used, let it be a good grade of commercial goods and not stable manure. Manure may be used before planting or it may be scattered over the hills after planting is finished. Lay the bulbs down flat, never stand on end. Cover them from four to six inches deep and drive a stout stake within a few inches of the bulb when planted. As soon as the young plants appear above ground, commence cultivating and keep it up until late in the summer. When the plants have made two sets of branches the tops may be pinched out and then these branches will develop, causing the plant to make a more spreading growth instead of running up so high. When the buds appear a dusting of Arsenate of Lead may be found necessary as bugs sometimes eat the buds.

CACTUS AND HYBRID CACTUS

This family presents some of the most beautiful of all dahlias. The petals twist and curl into many novel forms and the cactus sorts lack the stiff formality that characterizes some dahlias.

	Postpaid	
	Each	Doz.
5527—Break o' Day, Sulphur Yellow shading to a cream tint	\$.35	\$3.50
5528—Crepuscule, a favorite outflower sort, yellow shaded with orange25	2.50
5529—Electric, a dazzling flower of yellow striped with red25	2.50
5530—Francis White, a beautiful pure white borne on long stems25	2.50
5531—F. W. Fellows, an immense orange scarlet, very popular35	3.50
5532—Marjorie Castleton, a beautiful flower in soft pink25	2.50
5533—Pink Pearl, a general favorite whose blossoms are rose pink tipped white ..	.25	2.50
5534—Kalif, a hybrid cactus. Large flowers of vivid turkey red35	3.50

DECORATIVE


The decorative dahlias are perhaps more generally used in the home gardens than any other family. It is a good all-purpose flower supplying both cutflowers and garden decorations. The blossoms are more compact than the cactus and the petals are both open and fluted.

	Postpaid	
	Each	Doz.
5535—Azalea, a remarkable flower of yellow shaded salmon	\$.40	\$4.00
5536—Delice, bright rose pink suffused with lavender. Florists favorite25	2.50
5537—Dr. Trevis, a fine large outflower of salmon rose25	2.50
5538—Le Grand Manitou, a mammoth flower of white splashed with violet purple35	3.50
5539—Mrs. Carl Sabach, large flowers on long stems. Lavender pink. Our finest35	3.50
5540—Pride of California, an enormous flower of bright red35	3.50
5541—Professor Mansfield, a dazzling tricolor of yellow, red and white35	3.50
5542—Whopper, a flower of remarkable size. Yellow suffused with orange50	5.00
5543—Dee Lighted, the pure white that has Teddy Roosevelt's smile30	2.50
5544—The Lady of Hyco, a delicate lavender pink of our own introduction30	2.50

PEONY

It is from this family that the largest of all dahlias come, and we greatly admire these blossoms. They are rather loosely formed with open petals and at some seasons show a center to the flower. Their enormous blossoms and long stems make them a most desirable flower for any purpose.

	Postpaid	
	Each	Doz.
5545—Fackal, a rich combination of scarlet and gold in a beautiful flower	\$.25	\$2.50
5546—Ellen E. Kelly, a delicate lemon yellow produced on long stems35	3.50
5547—Elsa, beautiful fluffy white flowers are borne high above the foliage25	2.50
5548—Mme. Van Bystein, a large flower in an orchid shade of lavender or lilac-blue ..	.25	2.50
5549—Santa Barbara, a salmon pink, the most popular of all colors25	2.50
5550—Hortulanus Budde, a bright and attractive shade of flaming red25	2.50
5551—F. R. Austin, a most striking flower of red striped with white35	3.50
5552—Mixed Dahlias.—For persons desiring dahlias regardless of kind or color, we offer this mixture. It contains some good flowers of the cheaper kinds and will make good cutflowers or garden decorations. Each 15c, dozen \$1.50, 100 for \$5.00.		



Kalif

Caladiums

Caladiums are a garden necessity, because they fill a place no other plant can take. For garden decoration they supply a wealth of tropical foliage which is very ornamental. Then they may be planted in tubs for porch decoration and give a wonderful effect in this manner. They are commonly known as "Elephant Ears" because their large leaves have the shape of an elephant's ear. The foliage stays green, of bright appearance and remarkably clean at all times. The bulbs should be planted after warm weather comes and set several inches down in the soil. They require a very rich soil and stable manure makes an ideal fertilizer for them. If kept in partial shade they will do better, but may be grown in the full sunlight if desired. Give plenty of water at all times. These bulbs are shipped along with the remainder of the order unless specially requested that we hold them.

5501—Caladium Esculentum.—Commonly this variety is called Elephant Ear because the large leaves bear a very striking resemblance to the ears of an elephant. These bulbs are offered in two sizes. This is the smaller of the two, which measures 7 to 9 inches in circumference. A good size for pots.

15c each, \$1.50 doz., postpaid. \$1.20 doz. by express.

5502—Caladium Esculentum.—The same as above except the bulbs are the large size, measuring 9 to 11 inches in circumference. An ideal size for outdoor planting or putting in large tubs.

25c each, \$2.50 doz., postpaid; \$2.00 doz., by express.



Tuberose

Tuberose

One of the most fragrant flowers that can be grown. Make excellent pot plants or can be bedded in the garden and will add a great deal to any flower plantings. Set bulbs after warm weather comes in a deep rich soil that has a liberal quantity of manure in it. Cover three inches deep and set bulbs four to six inches apart. Keep moist but not wet. They will stand the full sunlight or may be grown in partial shade.

5503—Double Dwarf Pearl.—The most popular tuberose in cultivation. Throws flower spikes three feet high and fully covered with double fragrant blossoms. This is the standard commercial size bulbs, being four to six inches.

5c each, 45c doz., \$3.00 per 100, postpaid.

5504—Double Dwarf Pearl.—The same variety as above, but mammoth bulbs. These are especially desirable for pot culture.

10c each, 90c doz., \$5.00 per 100, postpaid.

5505—Variegated.—A single variety having foliage edged with white. Makes one of the best varieties for edging walks or beds. Flowers very fragrant and four feet high.

5c each, 45c doz., \$3.00 per 100, postpaid.

5506—Albino.—A tall early variety producing very fragrant single flowers.

5c each, 45c doz., \$3.00 per 100, postpaid.



Here we have Master Roy Moon who has started his farming career early and under most favorable conditions. The beans, which he is so industriously throwing out of the basket, are Slate's Stringless Greenpod. Mrs. W. A. Moon, of Spout Springs Va., who is responsible for both Master Roy and the fine lot of beans, says: "We used your Stringless Greenpod beans this year and find them the best bean we ever raised, tender, free from strings, and very prolific. I sold three bushels, gave some to my neighbors, and had enough for our own table use."



Amaryllis

Amaryllis

We consider this the most showy flower to be had. Its blossoms are very large, erect, and carry such bold colors that it never fails to attract attention. It is a rather tender plant and should never be exposed to very cold weather. It may be started in pots in the house at any time, but outdoor plantings should never be made until hot weather comes. Any light soil will grow them.

5708—Hippeastrum Equestre.—Large flowers are borne on stiff erect stems over flat, light green foliage. The color is a rare combination of red, pink and salmon. It is a most desirable pot plant or if planted in clusters will make a riot of color in the garden.

Price, 25c each, 3 for 60c, \$2.00 doz., postpaid.

Madeira Vine

A favorite old vine for covering porches, trellis, etc. It grows from a bulb, hence is more certain than those growing from seed. Plant as soon as danger of frost is over in a light rich soil and it will make rapid growth.

5705—Madeira Vine.—Select roots that will make strong plants in a short while.

Price, 10c each, 3 for 20c, 60c doz., postpaid.

Oxalis

The summerflowering oxalis have such a wide range of use are so inexpensive, and require so little attention that every flower lover should grow them. They may be planted in beds in the garden covering bulbs one inch deep and spacing them three inches apart. Any good soil will grow them. Partial shade is preferred, but they will do well in the full sunlight. As a pot subject or for hanging baskets nothing is better. A dozen bulbs in a 7- or 8-inch pot will produce a mass of blooms all summer. They commence flowering within a few weeks after planting and last until frost.

5703—Lasandria.—A novel pink sort, throwing up tall flower stems above odd leaves. The foliage is cut and bears red markings.

3 for 10c, 12 for 25c, \$1.50 per 100.

5701—Deppel.—This is a most dainty little flower. The blossoms are small and pure white. The foliage is like that of a young clover plant of a clear green color. The small bulbs will make a mass of foliage and a wealth of blossoms in a short while.

3 for 10c, 12 for 25c, \$1.50 per 100.


5702—Shamrock.—This variety has flowers of the same size as the Deppel and foliage alike but the blossoms are of a bright cerise pink. This sort and the Deppel when planted together are most desirable for pot, window box, or bed.

3 for 10c, 12 for 25c, \$1.50 per 100.

5704—Mixed.—Pink and white.

3 for 10c, 12 for 25c, \$1.50 per 100, 500 for \$5, postpaid.

Slate's Superb Gladioli



Lily White

Nothing can rival the gladiolus for gorgeous range and combination of colors or as a good-keeping outflower. It is very hardy and the easiest of all flowers to grow. They thrive in almost all soils but a light rich loam grows them nearer perfection than any other. In order to get the real value out of Gladioli they should be planted in clumps, masses, or large beds. A straggling flower here and there never gives one the full beauty of the flowers. In the latitude of Virginia, April 1st is the time to begin planting. Set the bulbs six inches apart each way and cover them four inches deep. Give frequent shallow cultivation. For a succession, plantings should be made four weeks apart until July 1st. We are now offering our trade Gladioli bulbs grown upon our Hycos farms.

5601—America.—This old but still very popular variety produces large strong flowers on a tall spike. The blossoms are a delicate lavender pink.

5c each, 45c doz., \$2.50 per 100, postpaid.

5602—Schwaben.—The spikes are of medium length, but perfectly filled with large blossoms of light yellow with a dark blotch in the throat.

6c each, 60c doz., \$3.50 per 100, postpaid.

5603—Mrs. F. Pendleton.—This is one of the most beautiful of Gladioli. The blossoms are of a beautiful shape and compactly placed on a strong spike. The color is a soft rose-pink with a blood-red blotch in the throat.

6c each, 60c doz., \$3.50 per 100, postpaid.

5604—Niagara.—This beautiful flower is made up of yellow shades into which is cast a slightly pink flush which melts into a red throat. It is a grand variety that should be in every garden.

6c each, 60c doz., \$4.00 per 100, postpaid.

5605—War.—Undoubtedly the finest red Gladioli in cultivation. The flower spikes are medium tall and well filled with large blood-red blossoms which are slightly darker at the throat. It is a most attractive color and a fine flower combined.

6c each, 60c doz., \$3.50 per 100, postpaid.

5614—Le Marechal Foch.—One of the earliest varieties and a leading sort with florists. The spikes are tall and filled with delicate pink blossoms of unusually large size.

6c each, 60c doz., \$3.50 per 100, postpaid.

5617—Mrs. Francis King.—The bright flame red blossoms of this sort attracts attention at all times. It is one of the most gorgeous flowers, a robust grower, and in every respect a most desirable sort.

6c each, 60c doz., \$3.50 per 100, postpaid.

5606—Baron Jos. Hulot.—No variety carries the blue effect any better than this. It is a strong grower with large flowers of rich deep indigo which gets lighter in the throat.

10c each, \$1.00 doz., \$7.00 per 100, postpaid.

5608—Evelyn Kirtland.—From a delicate silver pink throat the blossom shades into rosy pink petals with darker edges, while the lower petals are blotched with scarlet.

7c each, 70c doz., \$4.00 per 100, postpaid.

5609—Wilbrink.—Flesh pink with yellowish blotch on lower petals. Large well placed flowers on a strong stem. One of the first to bloom.

5c each, 50c doz., \$3.00 per 100.

5610—Mary Pickford.—A lovely cream white with soft sulphur yellow throat. An excellent cutflower and one of the most popular varieties of the day.

8c each, 80c doz., \$5.00 per 100.

5611—Gretchen Zang.—This is one of the finest of rich deep pink flowers which flares into scarlet on the lower petals. A most popular and desirable sort.

7c each, 70 doz., \$4.00 per 100, postpaid.

5612—Halley.—The earliest Gladioli known and a superb flower in addition. The spikes are tall and strong and filled with large blossoms of rich salmon pink with a touch of crimson penciled on the lower petals.

5c each, 50 doz., \$3.00 per 100, postpaid.

5615—Lily White.—A pure white flower combined with tall spike, robust growth, and beautifully formed petals.

6c each, 60c doz., \$4.00 per 100, postpaid.

5616—Mrs. Dr. Norton.—This new sort is creating a sensation among Gladioli growers, and carrying away honors at the shows. The flowers are large and of beautiful form. The throat is a primrose shading to a delicate cream pink with a yellow blotch on lower petal.

8c each, 80c doz., \$5.00 per 100, postpaid.

5618—Nora.—A dainty light violet blue of pleasing appearance. A distinct color and a large flower.

6c each, 60c doz., \$4.00 per 100, postpaid.

5619—Peace.—The largest pure white flower and one of the most beautiful of all Gladioli.

6c each, 60c doz., \$4.00 per 100, postpaid.

5620—Prince of Wales.—Beautiful salmon pink with a few tints of orange to make the effect that of a most gorgeous nature.

8c each, 80c doz., \$5.00 per 100, postpaid.

5621—E. J. Shaylor.—Pronounced one of Kunderd's best ruffled varieties. A splendid deep rose-pink and a good outflower.

8c each, 80c doz., \$5.00 per 100.

5600—Rainbow Mixture.—This is composed of a number of varieties and gives a good range of colors. It will serve every purpose and the varieties is just as good as those offered here. This mixture will make a wonderful flower bed and an abundance of cutflowers for the home. Make liberal plantings every thirty days from April until July and have a succession.

45c doz., \$2.50 per 100, postpaid, \$20.00 per 1000, by express.

Slate's Canna Roots

NEW AND CHOICE VARIETIES

The canna is one of the most useful of flowers and one that lends itself well to any surroundings. It will be found in the stately grounds of the mansion or around the border of the lowly cottage. There is a place around every home that needs cannas and no other flower will fill this place so well as the canna. It is a flower that can be neglected for weeks without showing the neglect, or it can be given the best of attention and will repay you in its beauty. The canna's needs are simple. Give them a light soil into which a large quantity of manure has been dug. Beyond this it only requires sunlight and water. The dormant roots can be put out as soon as heavy frosts are over in the spring and should be started as early as possible. Plant them three to four inches deep. Unless advised to the contrary, we send canna roots out with seeds and other portion of the order.


PRICE—All varieties on this page: 20c each, \$1.50 doz., postpaid; \$9.00 per 100, by express; or one root of each variety, labeled, for \$1.25.

5560—King Humbert.—This enormous orchid flowering canna is of a bright orange scarlet shading to darker edges. It grows from four to five feet tall, and has very large leaves which are of a deep red or bronze. It is a robust grower succeeding almost anywhere and a diseased plant is seldom found. This is the most popular of all bronze leaf cannas.

5582—Wintzers Colossal.—This orchid flowering canna produces the largest blossoms of any variety yet introduced. The enormous drooping petals carry a flame scarlet color of wonderful substance. The foliage is a bright green. Height about five feet. It is a vigorous growing plant that will always be admired.

5565—Eureka.—We consider this by far the best white canna yet introduced. The plants are especially vigorous and produce very large flowers in abundance throughout the season. The blossoms open with a slight cream tint but gradually become whiter. Grows about four feet tall and has bright green foliage.

5594—Yellow King Humbert.—Also known as Queen Helene. In our estimation this is one of the most beautiful cannas in cultivation. It is a very robust grower producing plants about five feet tall with healthy green foliage. The flower heads are very large and bear enormous orchid flowered blossoms of yellow which are dotted with orange-scarlet. This variety will often produce sports. Sometimes the flowers will be partly red and partly as above. Then again the foliage may be bronze on one leaf and green on others. These variations, however, only serve to make the variety more attractive.



King Humbert Canna

5572—Mrs. Alfred F. Conrad.—It is even hard to imagine a more gorgeous salmon-pink canna than this variety or we might say pink, because the salmon is almost unnoticeable. It is the most robust of pink cannas and has the largest flowers. The blossoms are of a rich pink color and retain their beauty after days of exposure to hot sun. The foliage is green. Height, four feet.

5569—City of Portland.—This popular variety is already well known to most growers and has been found a most valuable sort. The flowers are very large and of a beautiful shade of bright pink. Grows about three and one-half feet tall and has green foliage.

5581—The President.—The flowers are of enormous size and a rich scarlet color which will stand the hottest sun. This is an early sort, growing about four feet tall with a strong stalk that holds its flowers erect. The foliage is a deep green and is practically free from disease. This grand variety is fast becoming the most popular of red cannas.


5568—Statue of Liberty.—This belongs to the giants among cannas and no one can help but admire its robust habits. The flowers are of enormous size and uniformly colored a brilliant red which shows a trace of dull orange. It has the drooping petals of the orchid flowering canna and these have a most pleasing satiny texture. The foliage is large, slightly rounded, of a rich bronze color. Six to seven feet tall.

5571—Apricot.—We consider this a canna of unusual merit and especially valuable, because it adds a new color to the list. Apricot has healthy, bright green foliage growing about four feet tall. The flowers are of large size and a most pleasing mixture of buff and salmon which gives the apricot shade from which it takes its name.

5583—Susquehanna.—No better variety for a border can be found than this dwarf, bronze, foliage, pink. When used on the outer edge of a circle or as a border for taller growing kinds it has three distinct features: Namely, it grows only about three feet tall, has beautiful light bronze foliage, and flowers of a clear old-rose pink. It is destined to become one of the leading pinks.

5570—Hungaria.—A dwarf canna with green foliage. It bears a profusion of bright rose-pink flowers of good substance. This is one of the most beautiful shades of pink to be found in any canna and one that will please the most exacting. It grows three to three and one-half feet tall and has green foliage.

5592—M. M. Wallace.—It is hard to tell whether this is a light red or a deep pink but it is a most pleasing shade and a flower of real value. The plants are dwarf attaining a height of about three feet with green foliage. The flower heads are large with soft velvety petals in the solid bright color.



City of Portland Canna

Standard Cannas

OLD BUT GOOD VARIETIES

All of the cannas in this list have been on the market for some time. This makes them cheaper but does not keep them from being good varieties. In fact, such sorts as Louisiana, Allemania, Gladioflora, and Venus are among the most beautiful cannas to be found, with large flowers and good foliage. But they have been in cultivation a long time and stock is plentiful, hence they do not command the fancy prices of newer and scarcer varieties. We recommend this list to those who wish cannas of merit at a small cost.

PRICE—All varieties on this page: 15c each, \$1.00 doz., postpaid; \$4.50 per 100 by express. Or one root of each variety, labeled, for \$1.20.

5577—Wyoming.—An orchid flowering canna producing enormous blossoms of deep orange. The flowers are borne well above the foliage on strong stems. The plants grow from six to seven feet tall and have luxuriant foliage of a deep bronze. Wherever a tall bronze leaf canna is desired this sort is sure to prove highly satisfactory.


5561—Austria.—A semi-dwarf canna of unusual merit. The flowers are large of pure canary yellow with crimson spots on the two inside petals. Foliage a bright clear green. A constant bloomer and a most desirable color.

5563—Louisiana.—This is one of the old varieties that defies any new sort to take its place. It is an orchid flowering orange-scarlet growing six to seven feet tall and pure green foliage. The flowers are of enormous size and are held several feet above the foliage by strong stems. It makes an ideal sort for centers or tall backgrounds.


5586—Venus.—In this variety we have a most dainty combination of rose-pink petals with a narrow border of cream yellow. It is a vigorous pink growing from three to four feet tall with bright green foliage. This is something different and yet highly desirable.

5580—Italia.—This splendid orchid flowering canna grows about five feet tall and has enormous flower heads of bright scarlet bordered and dotted with golden yellow. The foliage is green. It is an old variety but its many good qualities have kept it popular.

5567—Gladioflora.—There are few variegated flowers offering the rich colors of this variety. The blossoms are of large size, and have a crimson center which changes to a bright rose pink petal around which is a border of gold. It is a dwarf sort growing three feet tall and making a most desirable low bed or border. Green foliage.



Allemania Canna



Venus Canna

5564—Allemania.—This is another of those enormous orchid flowering cannas. The blossoms are very large and of a bright orange-scarlet with a wide border of golden yellow. The center of the blossoms are flecked and spotted yellow also. It is a robust grower with large green foliage, attaining a height of about six feet.

5573—Indiana.—A tall yellow of unusual merit. The flowers of this variety often measure seven inches. It grows about six feet and produces an abundance of orange-yellow flowers over clear green foliage. Orchid flowered and blooms all summer.

5566—Richard Wallace.—The large flowers, constant blooming habits, and dainty shade of canary yellow have made this variety famous among cannas. It is a vigorous grower, free from disease, about four feet tall, and having bright green foliage. In a light yellow, we could not ask for anything better.

5562—Shenandoah.—This is a dwarf bronze foliage pink of merit. The blossoms open a light carmine pink and later develop a light salmon tint which is spread evenly over the whole flower. It grows from three to four feet tall and has deep green foliage overcast with light bronze. The green often shows through the bronze and the ribs are of deeper bronze.

5591—Florence Vaughan.—This grand old variety is still one of the most popular. It is a vigorous grower with green foliage. Height about five feet. The flowers are golden yellow dotted with bright red which makes up a most pleasing combination.

5576—Nokomis.—A pure crimson flower of great substance is borne over bronze foliage. It grows about four feet tall and has foliage of a light bronze color. The flowers are borne on stout stems and come in succession from early summer until frost. This is one of the newer reds and is a valuable addition to any list.

5578—Fiery Cross.—This is a close second for the President, having luxuriant green foliage of deep green over which very large flowers of vivid scarlet are borne in an almost endless succession. This sort is comparatively new but is fast becoming one of our best sellers.

5575—Souv. de Antoine Crozy.—This is a brilliantly colored dwarf which will prove most useful. The flowers are of flaming red with a narrow but well defined border of rich yellow. Grows only three feet high and has green foliage. It is an old sort but highly desirable.

5590—Flag of Truce.—This is a new white variety that is commanding attention. It grows about four feet tall with green foliage. The flower heads are large and open with a slight tint of light yellow which gradually fades out into a pure white.

German Iris

READY JUNE TO DECEMBER

These are among the most useful and hardy of all flowers and deserve wide cultivation. They will stand in almost any kind of soil and through all kinds of weather and never fail to announce the coming of summer with their fragrant blossoms in rich colors. Then the foliage may be used as a hedge plant after the blooming period is past. It is a most useful flower for edging the yard or walks and drives since it remains ornamental the whole summer. The plants seem to thrive on all kinds of soil. Set them very shallow and never pull soil up around them. They like very rich soil with moderate moisture. We give good strong divisions, grown upon our own farms. In the descriptions below F. refers to the falls or drooping petals, while S. refers to the upright petals or standards.

PRICE—Of all varieties of German Iris is 15c each, \$1.00 per doz., postpaid; or, \$5.00 per 100, by express.

5711—Chelles.—An especially striking flower with S. pure white and F. purple. Medium tall strong grower.

5712—Belle Hortense.—The entire blossom is veined in white and rich purple which gives a strong contrast and makes the flower very showy. Medium tall.

5713—Agnes Sorel.—A very tall plant with light lavender flowers. Falls slightly deeper shade than standards. This variety is very fragrant and has a delicate coloring that is sure to please.

5714—Walahalla.—Large flowers of deep rich purple are borne on dwarf plants. For a border plant this is especially desirable.

5715—Lady Jane.—These flowers are a beautiful combination of reddish purple and white so blended as to make a most attractive pink shade. It is a vigorous grower and one of the best pink Iris.

5716—Bronze Beauty.—Yellow, purple, and pink combine to give this sort a rich bronze effect. It is a dwarf sort, good for edging small yards or walks and a flower that will stand out among Iris everywhere.

5717—Snowdrift.—A pure white of unusual merit. It is one of the most popular of colors in Iris and this flower is sure to please.

5718—Blue Boy.—A strong growing deep blue that is good anywhere.

5710—Mixed German Iris.—A good mixture for general purpose plantings. Many beautiful and novel kinds are to be had. 10c each, 85c dozen, postpaid; or, \$4.00 per 100, by express.

5725—Siberian Iris.—This is a family of fibrous rooted Iris and should be in every garden. They are of dwarf growth but very hardy. Color a deep blue. Price, 15c each, \$1.00 dozen.



German Iris

PEONIES


The Peony is one of the most desirable of flowers, because it will remain in the ground indefinitely and come up each year to bring forth its gorgeous blossoms. It takes time and care to get a peony started properly but they never fail to repay one for this trouble. If planted in the spring, peonies should be put out just as soon as the ground can be worked. Dig the soil deep and work some well-rotted stable manure into it. Then prepare a hole for the root and bury it with the eyes up and the roots laying flat. This should be covered about three inches with light rich soil. After planting give the whole a covering of leaves or litter and allow this to remain around the roots all summer. Spring plantings will sometimes bloom the first year but generally it is the year following before good flowers are produced. After they are once started, they will need but little care from then on. But the soil should be worked up good near them every year in the fall and a covering of manure put over them for winter protection and to keep the shoots from starting too early in the spring. In the South, the shoots sometimes come out too early and make buds before danger of frost is past, then a late frost nips these buds and destroys the crop of blossoms for that year. This is especially true of the early kinds. However, if the crop should start too early or there seems to be danger of a late frost, it is advisable to cover the bush at night. After the buds get some size, it is better to disbud. That is pull off all buds but one on a branch. In this manner you produce some fine flowers and not such small ones. We offer below our general stock of peonies by colors only but if named sorts are desired, we can often supply them.

PRICE—All colors listed below: 45c each, \$3.50 per dozen, postpaid.

5155—White
5158—Red

5157—Pink
5159—Yellow

5160—Mixed



White Peony



Chrysanthemum, Pacific Supreme

CHRYSANTHEMUMS

15c each, \$1.25 dozen, postpaid

LARGE DOUBLE FLORIST VARIETIES

Harvard, the best of the reds.
 Marigold, Very Early Yellow.
 Roman Gold, Large Early Yellow.
 Yellow Turner, Large Flat Yellow.
 William Turner, The Largest White.
 Pink Turner, Large Flat Pink.
 Early Frost, Extra Early White.
 Pacific Supreme, Early Lavender Pink.
 Glenview, The Best Bronze.

SINGLE SORTS

Annabell, Cerise. Beautiful Flower.
 Mensa, Daisy Like White.
 Golden Mensa, Golden Yellow.
 Mrs. W. E. Buckingham, Bright Pink.
 Ida Skiff, Bronzy Amber.

POMPONS

Uvalda, Early White.
 Edina, Early Rose Pink.
 Golden Chimax, Bright Yellow.

GERANIUMS

15c each, \$1.25 dozen. Large plants for pots, 80c each, postpaid.

Alphonse Riccaud, Double Scarlet.
 Beaute Poitevine, Double Salmon Pink.
 La Favorite, Best Double White.
 S. A. Nutt, Double Crimson.
 Jacquerie, Single Fiery Red.
 Mrs. E. G. Hill, Single Salmon Pink.
 Lemon, Fine Foliage, Lemon Scented.
 Rose, Fine Foliage, Rose Scented, Pink.
 Martha Washington, Pansy Colored.

Flower Plants

For the Garden, Pots, or Window Box

About Plant Shipments.—If your plant order amounts to \$1.00 the prices quoted are postpaid with no charge for packing. On orders for less than \$1.00 worth of plants we are forced to charge extra for postage and packing. And to simplify matters we make a standard charge of 15c to cover packing and postage on any order of less than \$1.00.

We do not ship any plants out until April 1st and some of the more tender kinds are not ready then. We will make shipment as soon as the plants are ready or reserve your order for later shipment if you wish. Most of the soil is removed from the roots and damp moss substituted. We ask our customers who wish these plants to make their reservations as early as possible in order that we may make preparations for taking care of their needs.

CARNATIONS

15c each, \$1.25 dozen, postpaid.

Matchless, Pure White.
 Mrs. C. W. Ward, Bright Pink.
 Merry Xmas, Beautiful Red.

FUCHSIAS

15c each, \$1.25 dozen, postpaid.

White Giant, Best White.
 Speciosa, Red and Blush.
 Lord Byron, Red and Purple.

FERNS

Boston, Small 35c each, large 75c each.
 Whitmanii, Small 35c each, large 75c each.
 Holly, Small 35c each, large 75c each.
 Asparagus, Sprengi, Small 25c each, large 50c each.
 Asparagus, Plumosus, Small 25c each, large 50c each.

ASTERS

Queen of the Market—Early sort in white, pink, lavender or mixed colors. 25c doz., \$1.25 per 100, postpaid.
American Late Branching—In white, pink, crimson, lavender, light blue, purple and mixed. 25c dozen, \$1.25 per 100, postpaid.

BEGONIA

Gracilis Alba, White, 50c each.
 Gracilis Rosea, Pink, 50c each.
 Gracilis Luminosa, Red, 50c each.
 Coralline Lucerne, the beautiful Rex Begonia, 75c each.

MISCELLANEOUS PLANTS

Abutilion, Flowering Maple, fine pot plant, 20c each.
 Ageratum, Blue, 25c dozen.
 Alyssum, White, 25c dozen.
 Batchelors Buttons, Mixed, 25c dozen.
 Calendula, Orange King, 25c dozen.
 Candytuft, Mixed Colors, 25c dozen.
 Chrysanthemum, Summer Kinds, 25c dozen.
 Clarkia, Mixed, 25c dozen.
 Coleus, Bright Colors, 15c each, \$1.25 dozen.
 Cosmos, Early Giant Mixed, 25c dozen.
 Dianthus, Double Mixed, 25c dozen.
 Heliotrope, Mixed, 50c dozen.
 Lantana, Fine bedding and pot plant, 15c ea., \$1.25 doz.
 Lemon Verbena, Sweet Scented Foliage, 15c each.
 Marigold, Orange and Lemon Ball, 25c dozen.
 Mignonette, Mixed, 25c dozen.
 Pansy, Giant flowering mixed, 50c doz., \$3.00 per 100.
 Parlor Ivy, for baskets and boxes, 10c each, \$1.00 dozen.
 Petunia, bedding, mixed, 30c doz., \$2.00 per 100.
 Petunia, Ruffled Giant, mixed, \$1.00 doz., \$7.50 per 100.
 Phlox, Annual, Mixed, 30c dozen.
 Ragged Robin, Mixed, 25c dozen.
 Salpiglossis, Mixed, 25c dozen.
 Salvia, Splendens and Farinacea, 50c doz., \$3.00 per 100.
 Snapdragon, 50c dozen, \$3.00 per 100.
 Stocks, Mixed, 25c dozen.
 Sultana, Pink, Red and Orange, 10c each, \$1.00 dozen.
 Sweet Sultan, Mixed, 25c dozen.
 Verbena, Bedding Mixed, 30c doz., \$2.00 per 100.
 Vinca, Trailing Kind, 10c each, \$1.00 dozen.
 Vinca, Pink and White Mixed, 40c doz., \$2.50 per 100.

Slate's Hardy Plants

The Flowers Grandmother Loved to Grow

These perennial plants set out now will flower next summer and continue for years to come. They supply the most beautiful of all flowers and relieve you of the necessity for planting seed each year. Perennials require but little care after they are once established, and every person having a few feet of land can afford to grow them. The plants quoted are strong pot-grown stock. They have all flowered once and will give quick results. The soil in which you set them should be dug deep and made rich with pulverized sheep manure. These plants can be set out at any time as soon as the soil can be worked. The following list covers the most popular flowers, but if you wish items not listed, write us for prices.

PLANT SHIPMENTS.—The prices quoted are all delivered with the exception of the price per 100. For bulk orders of this kind express is the proper manner of shipping and the purchaser pays the charges. Our customers will please remember that plants cannot be taken up and kept in stock like seeds, and there is necessarily more time required to fill these orders. We shall do our best to render you quick service, but remember that Nature has placed certain limitations upon us. On all plant orders amounting to less than \$1.00 we are forced to make a charge of 15c to cover packing cost. Orders for \$1.00 or over, packing is free.

PRICE—All items, except where otherwise noted, 20c each, \$1.50 per doz., postpaid. \$12.00 per 100, by express.

Aquilegia (Columbine).—Long-spurred hybrid of all colors. Fine for borders or rock garden or cutflowers. 3 feet high. Blooms May and June.

Artemisia, Pedemontana.—A fine border plant having silvery foliage of great value. May be used against shrubs or in masses for landscape work. Makes an excellent border for canna beds or background for low flowers.

Bocconia, Cordata (Plume Poppy).—Plants grow 6 to 8 ft. tall and bear creamy white flowers. An excellent screen or background or for planting against shrubbery. 25c each, \$2.00 dozen, \$15.00 per 100.

Boltonia (False Starwort).—Tall growing plants with flowers like a hardy aster. Constant bloomers and good cutflowers. 5-6 ft. White and pink.



Sweet William



Canterbury Bells

Buddleia (Butterfly Bush or Summer Lilac).—One of the most admired shrubs. Lovely light purple flowers radiating a delightful perfume of spring lilac. Ideal for cutflowers and other floral arrangements. 5 feet high.

50c each, \$4.50 dozen, \$30.00 per 100.

Campanula (Canterbury Bell).—Largest and most beautiful family of border-plants. Very free flowering and easy growing. 2 feet high. Blooms in June.

Chrysanthemum (Hardy October Rose).—The development of the Hardy Chrysanthemum has made it possible to have color, life and beauty in the garden when the other hardy plants have passed. Fine for cutflowers.

Large-Flowering Varieties.—Separate colors—red, pink, white, yellow and scarlet bronze. 25c each, \$12.00 dozen, \$18.00 per 100.

Convallaria Majalis (Lily of the Valley).—35c each, \$3.00 dozen, \$18.00 per 100.

Coreopsis (Tickseed).—The flowers are a golden rich yellow of slender graceful form, making them an excellent cutflower. 2 feet high. Blooms all summer.

Carnation (Grenardin Hardy).—In red, white, pink. One of the best of the hardy flowers and a constant bloomer. 25c each, \$2.00 dozen, \$15.00 per 100.

Delphinium (Larkspur).—It is almost impossible to convey anything like an adequate description of the improved Delphiniums. Their greatest charm lies in the wonderful stateliness of growth, and the rich colors and tints of their striking flowers. Nothing in blue can compare with Delphiniums, and for their value in hardy borders they are unsurpassed.

Light Blue (Belladonna).—25c each, \$2.50 doz., \$18 100.

Gold Medal Hybrids.—25c each, \$2.50 doz., \$18 100.

Dianthus Barbatus (Sweet William).—Certainly one of the most popular old-fashioned garden plants. Their freedom of blooming, striking colors and pleasing fragrance make them the favorite of all lovers of hardy flowers. Fine for cutting.

Dianthus Plumarius (Hardy Pink).—Dainty fringed flowers of mixed colors.

Dicentra, Spectabilis (Bleeding Heart).—An old-fashion favorite. Its graceful pink flowers are most attractive. Strong clumps. 75c each.

Funkia, Undulata Medio Variegata (Plantain Lily).—Variegated foliage and blue flowers. 30c each, \$2.50 doz.

Gallardia.—The most glorious of our true "old-fashioned flowers." Flowering constantly from June till October, in many rich and brilliant colors of orange, crimson and red. Unexcelled as a cutflower.

Grasses.—Very ornamental plants. Hardy and easy to grow. Plume Grass, Violet Tinged leaves, with graceful flower spikes, 5-6 ft.

Eulalia Japonica Variegata, white, green and yellow striped leaves, 4-5 ft.

Fountain Grass, 4-5 ft., bright green foliage with bronze purple flower heads.

Variegated Ribbon Grass, 18 inches, variegated foliage. All grasses 25c each, \$2.00 doz., \$15.00 per 100.



Delphinium

Heliopsis (Orange Sunflower).—In general it is like the *Helianthus*, of dwarf habit, but also very valuable for cutting. 3 ft. high.

Hemerocallis (Day Lily).—Lily-like flowers with very ornamental foliage; color, pure yellow. 3 feet high. Blooms June and July.

Hardy Daisy (Pyrethrum Hybridum).—The most brilliantly colored flowers of the daisy family, ranging from pure white to brilliant scarlet. Blooms all summer, 2 ft. Mixed colors only.

Hibiscus (Mallow).—Very robust growing plant, having large flowers of rich shades of red and pink. Height 6 ft.

Hollyhocks.—The finest strains, double varieties in pink, salmon, yellow, and crimson. 25c ea., \$2.50 doz., \$18 100.

Japanese Iris (Iris Kaempferi).—The Japanese Iris is the most showy and strikingly beautiful of all the large family of Iris. Very few flowers, the orchid not being excepted, surpass this unique flower in size and gorgeousness of variety and color, which ranges from snow white to the deepest purple, striped and variegated in the greatest profusion of coloring.

Mixed, all colors, 30c each, \$3.00 doz., \$20.00 per 100.

Myosotis (Forget-Me-Not).—Beautiful small blue flowers. Through planting in a moist shady place the flowering period may be much prolonged.

Platycodon (Balloon Flower).—Bell-shaped flowers on graceful slender stems. Desirable for cutting. Two feet high. Blooms June and October.

Phlox.—Beauty and usefulness bring these hardy border plants among those of greatest importance. For massing they are very effective, and their great varieties of colors add a brilliancy to the landscape. Their flowering season begins in July, and when the past bloom spikes are removed, the blooming period may be prolonged until fall.

- M. P. Durkee, tall lavender.
- Europe, large white with red center.
- Mad. P. Duthrie, large pale pink.
- Mrs. Chas. Dorr, a lavender that is almost blue.
- Mrs. Jenkins, the finest pure white.
- Rhineland, a new salmon with immense flowers.
- Bridesmaid, pure white, red center.
- Sir E. Landser, bright crimson.

Named sorts, 25c each, \$2.00 doz., \$15.00 per 100.

Physostegia (False Dragonhead or American Heather).—One of the prettiest hardy perennials, gaining in popularity as it becomes better known. It forms dense bushes, 3 to 4 ft. high, bearing freely during the summer months, spikes of delicious pink tubular flowers not unlike a gigantic heather.

Rudbeckia (Golden Glow).—An old favorite in the "old-fashioned garden," fine for cutting. 5 feet high. Blooms July and September.

Shasta Daisy.—A much improved hardy daisy, bearing a great profusion of large white flowers from early summer until late in the fall. Fine for cutflowers. 2 to 2½ ft. high.

Tritoma (Red Hot Poker).—A beautiful late-flowering plant, having handsome reed-like foliage. Flowers are of a rich orange-scarlet color. 3 feet high. Blooms September and November.

Valeriana (Garden Heliotrope).—Novel light green foliage over which is produced showy heads of bright flowers from pink to scarlet. 3 to 4 ft. June-Oct.
25c each, \$2.00 dozen, \$15.00 per 100.

Violet.—Governor Herrick, one of the most fragrant of the deep purple violets. A robust grower with good long stems and large fragrant flowers. Clumps put outdoors in the spring may be lifted in the fall and potted or put in a cold-frame for winter blooming.

Veronica (Speedwell).—One of the finest autumn blue flowers, handsome heads of rich violet blue. 2 feet high. Blooms July and August.

PRICE—All items, except where otherwise noted, 20c each, \$1.50 doz., postpaid. \$12.00 per 100, by express.

Roses

Hardy Everblooming Hybrid Tea

We offer below a very select list of roses—not a long and confusing list, but the world's best sorts for the home garden. These plants are ready in February and may be planted at any time of the year, because we pot them and ship them with the soil on the roots during the warm weather. Our stock is all grown on its own roots.


Roses delight in a light rich soil with partial shade and abundant water supply. The soil should be well drained and kept cultivated. Pruning and spraying have a great deal to do with the quality of the flowers you grow. Keep all old and dead wood cut out of the bushes and spray several times each season. The simplest way to combat insects and mildew is to use a dust spray composed of 5 lbs. Sulphur, 1 lb. Calcium Arsenate, 1 lb. Nicotine Dust. Mix this and dust it over the foliage once a week.

Price—All varieties 60c each; 10 for \$5.00, postpaid.

- Grass An Teplitz, vivid scarlet.
- Jonkeer J. L. Mock, rich pink.
- Double White Killarney, pure white.
- Ophelia, beautiful salmon pink.
- Red Radiance, one of the best crimson.
- Sunburst, rich golden yellow.

Hardy Climbers

- American Pillar, rosy pink.
- American Beauty, red.
- Gardenia, yellow.



Rose, Orphelia



Strawberry Plants

We offer the following varieties of strawberry plants for shipment either spring or fall season. It is impossible to state shipping date when accepting orders for these plants, because weather conditions will control the work of digging them. All orders will be booked upon receipt and shipped at the very first opportunity thereafter. Every family should have its strawberry bed and a good profit can be made from a patch planted for market.

Price of all sorts listed below—25 for 60c, \$1.50 per 100, 250 for \$3.00, postpaid. \$7.00 per 1,000, by express. Special prices quoted on lots of 5,000 and over.

MISSIONARY.—This is an extra early sort, good either for the shipper or for home use. It is a fine berry, good bearer, and fruits first of all. Perfect blossoms.

KLONDIKE.—This is a second early sort of great merit. It is one of the finest berries of all for market since the fruit is large, well colored, and solid. It ships great distances or will make an excellent sort for local market or home use. Perfect blossoms that pollinize themselves.

LADY THOMPSON.—Perfect blossoms and a great berry for both home and market. It is mid-season variety.


SENATOR DUNLOP.—A popular midseason variety for the home garden. The berries are large, brilliantly colored, smooth, with a rich luscious flavor. Perfect blossoms.

AROMA.—A standard late variety that is used very extensively by shippers. Late berries nearly always command as good prices as the early ones, and yield better. Perfect blossoms.

GANDY.—This sort makes a good shipper, but seems especially well fitted to the home garden and local market. Its berries are very large, firm, highly flavored and of a beautiful color. It is one of the heaviest yielding kinds and especially recommended for making preserves. Perfect blossoms.

Collection No. 1.—25 of each variety, 150 plants postpaid for \$2.50.

Collection No. 2.—50 of each variety, 300 plants, postpaid for \$3.50.



Vegetable Plants and Roots

ASPARAGUS ROOTS

Two-year-old roots, ready from March 15 to May 1, in varieties suitable for home use. 50c dozen, postpaid. \$2.50 per 100, by express.

CABBAGE PLANTS

Early and late sorts in our selection. Ready March 15 to May 1. 20c doz., 50c per 100, postpaid; \$3.00 per 1,000, by express.

CAULIFLOWER

Ready April 1 to May 1. 30c per doz., \$1.25 per 100, postpaid.

CELERY

Our selection of the best home garden varieties. Ready June 1 to July 15. 30c per doz., \$1.00 per 100, postpaid.

EGG PLANT

Ready May 1 to June 1. 30c doz., \$1.25 per 100, postpaid.

HORSE RADISH ROOTS

Ready March 15 to May 1. 75c doz., \$2.50 per 100, postpaid.

LETTUCE

Heading varieties only. Ready April 1 to May 1. 20c doz., 75c per 100, postpaid.

PEPPER

Sweet and Hot varieties of our selection. Ready May 1 to June 1. 30c doz., \$1.25 per 100, postpaid.

RHUBARB ROOTS

Ready March 15 to May 1. 35c each, \$2.50 doz., postpaid.

TOMATO PLANTS

Our first crop of greenhouse grown plants should be ready about April 1st. These will be Earliana and Extra Early Perfection. Price, 40c doz., \$1.50 per 100, postpaid.

About the latter part of April, our cold-frame stock should be ready. In these we will have Earliana, Brimmer, Ponderosa, and Slate's New Stone. Price, 30c doz., \$1.00 per 100, postpaid.

Soon after July 1st, we have a late crop of plants ready. These will be Brimmer, Ponderosa, Norton, and Stone. Price, 25c doz., 90c per 100, postpaid.

READ THESE LETTERS

From Our Customers



Mr. T. S. Hill

"I have been a user of Slate's Seed for several years and I find them to be the best. There are none that will compare with Slate's Seed. This is a photo of myself in my own tobacco patch. The picture was taken by my son. I find that your Cash tobacco is a greater success with me and my neighbors than any other variety.

Yours truly,

T. S. HILL,
Bennett, N. C.



Mr. Pettybone Bowers

Above is a photograph of Mr. Pettybone Bowers of Watauga Valley, Tenn., and his patch of Improved White Burley tobacco grown from our seed. He writes, "It was the largest tobacco that I ever raised and everybody that saw it said it was the finest they ever saw." Then a little later, he writes again, "I am sending you another order. From the seed that I ordered from you last season, I planted one fourth acre and made 516 pounds of tobacco and it brought me \$220. It was the finest tobacco I ever saw. You know I sent you a picture of the patch some time ago."



Mr. W. N. Wilkerson

"I had a fellow to ask me why I ordered from you when I could buy elsewhere so much cheaper. I said when I order from you I know what I am getting. I have been using your tobacco seed for the past ten or fifteen years and have found them to be what you claim."

W. N. WILKERSON,
Cedar Grove, N. C.



Mr. J. W. Lane

Mr. J. W. Lane, of Sandy Level, Va., who is pictured above in his patch of Improved Big Warne tobacco, writes, "I have been raising it for 17 years and it is the best all-round tobacco I ever saw."



Mr. and Mrs. E. P. Smith


Here we have two good customers who know how to write a full recommendation in a few words. The photograph here is of Mr. and Mrs. E. P. Smith of Hiddenite, N. C., who say: "I can always depend on Slate's Good Seed and quick service."



Mr. Nealie Dawes

"I am sending you another order for some of your Improved White Burley tobacco seed. I tried it last year and won a \$10.00 prize for the highest basket sold on the Lexington, Ky. loose leaf market up until Christmas, 1927."

NEALIE DAWES,
Ingle, Ky.



Mr. C. S. Leonard

"We got one ounce of tobacco seed from you this year and sowed them by ourselves, and the same day we sowed two other beds. The seed bought from you produced much the finest plants, so I am sure they are worth the price you get."

Mrs. D. D. McGhee
Frederick Hall, Va.

The family group above contains Mr. C. S. Leonard of Thomasville, N. C., who says, "I have used your seed for the past four years and I am convinced that Slate's Seeds are the best. I am enclosing a photo of my tobacco field, Slate's Improved Gold Leaf. Nothing better can be found by me."


Sow Only Treated Tobacco Seed

Science has discovered that there are in every soil and on all seed certain spores or organisms which are deadly enemies of the young plants. These germs or spores breed such things as damping-off and certain rots of the seed and seedlings. It has been found that the cold wet weather of early spring tends to make these diseases far more destructive than they are in the summer. Thus tobacco, being a crop that is sowed very early in the year, it is more susceptible to damping-off and disease caused by cold wet weather. We have sold treated tobacco seed for a number of years and have many letters telling of unusual results obtained. We know that seed treatment is well worth many times what it costs and no farmer should fail to take this precaution against disease. "Wild Fire" does its greatest damage in the plant beds. Seed treatment will be a great aid in avoiding such loss. Treated seeds give the plants a clean, healthy start, consequently they grow more rapidly and when transplanted to the field, get a quicker start and make a far more uniform crop of tobacco.

TOBACCO CULTURE

Fifth Edition, Revised 1929

A 24-page booklet of authentic information on all branches of tobacco growing. It deals with every step in the cultivation from sowing the seed to the final process of curing. The man just beginning to grow tobacco cannot afford to do without this practical guide and thousands of experienced farmers have found in it much helpful information. We have tried for over sixty years to make Slate's Tobacco Seed the best to be had regardless of price and we try equally as hard to give sound, practical advice about growing tobacco. This is a service bulletin and is free to those who request it.



PLEASE ORDER IN OUNCE UNITS

All of our tobacco seed are packed in one ounce packages or one-half ounce packages. The packages are filled in large quantities at a time under special supervision to avoid any possibility of error. We do not like to go into the bulk stock to fill orders for small quantities. There is too much risk of error, hence we are asking the co-operation of our customers to the extent that they confine their orders to one or one-half ounce units as far as possible. If you order four ounces, eight ounces, or a pound, you will get four, eight, or sixteen one-ounce packages. We feel that our reputation is staked upon every order we fill and if you will aid us in this respect, we expect to maintain our almost flawless record of over sixty years.



COMMONWEALTH OF VIRGINIA
DEPARTMENT OF
AGRICULTURE AND IMMIGRATION
DIVISION OF PLANT INDUSTRY

CERTIFICATE OF INSPECTION

No. 320


Richmond, Virginia, September 15, 1928.

To Whom It May Concern:

This is to certify that, acting under authority of law, C. R. WILLEY inspected the tobacco fields of The Slate Seed Company at South Boston, Virginia, on the sixth day of September, 1928, and that the tobacco was apparently free from Wild-Fire and Angular Leaf-Spot.

This Certificate is invalid after August 31, 1929.

G. T. FRENCH,
State Entomologist.



Slate's Improved Gold Leaf Tobacco

**FOR THREE YEARS
GOLD LEAF TOPS THE MARKET**

*The Slate Seed Company,
South Boston, Virginia.*

Dear Sirs:

In 1922 I purchased an ounce of your Improved Gold Leaf. I had never had any experience in bright tobacco growing; this being my first crop. I planted one and one-half acres and the yield was one thousand pounds per acre and the price was the highest average price paid on the Petersburg bright tobacco market for that year. I averaged 42c lb. In 1923 I sowed the same seed and planted three acres. The yield was the same, but the price that year was much lower, yet I drew the highest average for the season, 25½c. In 1924 I purchased another ounce of seed and planted three acres. The yield was a little heavier and for the third successive year I held the highest average on my market. I have had no disease in any of the crops and have had no trouble in obtaining perfectly successful cures. I always recommend Slate's Improved Gold Leaf and attribute all of my success to the fact that your seed are the most perfect.

*NORMAN L. WALKER.
February 19, 1925. Dinwiddie, Va.*

3001—SLATE'S IMPROVED GOLD LEAF

This variety was originated on our Hycro Farm and has become the most popular flue-cured bright tobacco in the world. For the bright flue-cured belt of Virginia, North and South Carolina, Georgia and Florida, nothing better can be found.

The leaf is long and broad and tapers to a sharp tip. These are well spaced upon the stalk to admit sunlight and make it ripen uniformly upon the hill. The plant is upright in growth, holding its lower leaves off the ground. The tip leaves, which in many tobaccos are almost worthless, fill out well in Improved Gold Leaf, and cure into a good bright color. Gold Leaf is easier to cure into a high grade bright tobacco than any other sort. It is less inclined to disease than any other sort and will grow on more different types of soil than most tobaccos.

Since its introduction, we have constantly bred and selected our strain of Improved Gold Leaf, making it better and better each year, until today it is as near the perfect bright tobacco as will ever be found. We do not grow our seed in any haphazard manner, but breed constantly towards a fixed ideal. Every man who grows tobacco should secure seed of this kind every year, because then he is constantly improving his tobacco. We do not try to meet competition on our tobacco seed, because no man can compete with us in quality, so we will not compete with them in price.

Price—75c oz., \$2.25 ¼ lb., \$6.00 lb., postpaid.

Treated Seed—\$1.25 oz., \$4.00 ¼ lb., \$10.00 lb.

The Finest Bright Tobaccos

FOR THE FLUE-CURED BELT OF VA., N. C., S. C., GA., and FLA.

3002—SLATE'S IMPROVED BIG WARNE.—One of the best bright sorts for Virginia, North Carolina, South Carolina, or Georgia. The leaves are long, medium broad, and well spaced on the stalk. For thin or medium soils, this makes an ideal variety, but on rich land it may grow rather rough. Cures into a bright yellow leaf with good weight and fine texture.

Oz. 60c, $\frac{1}{4}$ lb. \$1.75, lb. \$5.00 postpaid.
Treated Seed—oz. \$1.00, $\frac{1}{4}$ lb. \$2.75, lb. \$7.50.

3003—SLATE'S CONQUEROR.—A very thin bright tobacco adapted to flue curing only. It is one of the easiest to cure into a bright lemon yellow and has very fine texture. For very strong lands that do not produce good bright tobacco, this will make a good sort. Where other sorts grow too heavy and coarse, this will make good weight and still be easy to cure. It is also a fine variety for growing extra thin cigarette tobacco.

Oz. 50c, $\frac{1}{4}$ lb. \$1.50, lb. \$4.00 postpaid.
Treated Seed—Oz. 75c, $\frac{1}{4}$ lb. \$2.25, lb. \$6.00.

3004—SLATE'S ADCOCK.—Leaf is medium long, rather broad, and cures easily. In the hands of an experienced planter, it will make some of the finest tobacco. Leaves are set very wide apart on the stalk, causing it to ripen uniformly. Produces best upon medium fertile soils of Virginia, North Carolina, South Carolina, or Georgia.

Oz. 60c, $\frac{1}{4}$ lb. \$1.75, lb. \$5.00 postpaid.
Treated Seed—oz. \$1.00, $\frac{1}{4}$ lb. \$2.75, lb. \$7.50.

3005—WARNE.—This is one of the best bright flue cured tobaccos known to us. It is adapted to a wide range of soils and produces a good crop over the entire bright tobacco belt of Virginia, North Carolina, South Carolina, and Georgia. Leaves are long, medium broad, and taper to a sharp point. It is of fine texture, good curing qualities, and a safe variety in every respect.

Oz. 60c, $\frac{1}{4}$ lb. \$1.75, lb. \$5.00 postpaid.
Treated Seed—oz. \$1.00, $\frac{1}{4}$ lb. \$2.75, lb. \$7.50.

3016—IMPROVED YELLOW PRYOR.—For thin or medium fertile sandy soils in the eastern bright belt, there are few varieties that will pay better than this one. It is naturally a heavy tobacco, but on sandy soils makes just enough weight to cure good and when grown on such soils, it is easy to cure and makes the very highest class of bright leaf. Leaf is medium long, rather broad, of very fine texture, and good weight.

Oz. 50c, $\frac{1}{4}$ lb. \$1.50, lb. \$4.00 postpaid.
Treated Seed—Oz. 75c, $\frac{1}{4}$ lb. \$2.25, lb. \$6.00.

3008—SLATE'S IMPROVED WHITE STEM OROKOKO.—This is a tobacco adapted to a wide range of uses and almost all kinds of soils. It is used very extensively in the sandy sections of the Eastern part of the bright belt, in the clay soils of the bright belt, and even to the alluvial soils of the dark belt. On medium to thin soils, it will make the highest class of bright leaf and on rich soils it will make a medium bright or mahogany. The leaf is medium long, broad, very fine texture, and easily cured.

Oz. 50c, $\frac{1}{4}$ lb. \$1.50, lb. \$4.00 postpaid.
Treated Seed—Oz. 75c, $\frac{1}{4}$ lb. \$2.25, lb. \$6.00.

3020—JAMAICA WRAPPER.—An excellent bright tobacco for sandy soils that is very popular in certain sections of North Carolina. The leaf is broad, of medium length, and runs to a sharp tip. It makes good weight and is easily cured a bright yellow.

Oz. 50c, $\frac{1}{4}$ lb. \$1.50, lb. \$4.00, postpaid.
Treated Seed—Oz. 75c, $\frac{1}{4}$ lb. \$2.25, lb. \$6.00

3034—HICKORY PRYOR.—A bright tobacco noted for its high color and heavy weight. On sandy soils where it is hard to obtain good weight, this makes an ideal sort. Leaf is medium long, broad, and tapering to sharp tip. Fine texture, well spaced on stalk, and easily cured.

Oz. 50c, $\frac{1}{4}$ lb. \$1.50, lb. \$4.00, postpaid.
Treated Seed—Oz. 75c, $\frac{1}{4}$ lb. \$2.25, lb. \$6.00.

3006—SLATE'S IMPROVED LITTLE OROKOKO.—Leaf very long, narrow, pointed, and grows rather close on the stalk. It is a valuable bright sort, because it can be grown on very strong lands or very thin ones. It does not grow rough and wild on strong soils like some of the bright sorts, yet it will make a good leaf on even the poorest of soils. It is easily cured into a bright red or mahogany, but does not make the highest grade of bright leaf. It is very heavy and is considered a most profitable variety by many growers.

Oz. 50c, $\frac{1}{4}$ lb. \$1.50, lb. \$4.00, postpaid.
Treated Seed—Oz. 75c, $\frac{1}{4}$ lb. \$2.25, lb. \$6.00.

3007—SLATE'S IMPROVED YELLOW OROKOKO.—This is one of the oldest tobaccos in cultivation and still very popular. It is one of the most reliable brights and can be grown on a wide range of soils, being adapted to almost any place that bright tobaccos will grow. Leaf medium long, rather wide, and tapering to slightly blunt point. Well spaced on stalk and very easy to cure.

Oz. 50c, $\frac{1}{4}$ lb. \$1.50, lb. \$4.00, postpaid.
Treated Seed—Oz. 75c, $\frac{1}{4}$ lb. \$2.25, lb. \$6.00.

3009—CASH.—This is a variety which has been used for some years by the North Carolina experiment station and found to be an excellent bright sort for the Piedmont section. In our fields it bears a strong resemblance to Adcock and it cures into a thin bright. We think it a sort that is worthy of cultivation and it may turn out to be a better sort since it does not seem to disease as readily as Adcock. It is adapted to any medium fertile sand or loam soils over Virginia, North and South Carolina and Georgia.

Price—Oz. 60c, $\frac{1}{4}$ lb. \$1.75, lb. \$5.00, postpaid.
Treated Seed—Oz. \$1.00, $\frac{1}{4}$ lb. \$2.75, lb. \$7.50.

3010—FAUCETT'S SPECIAL.—This belongs to the thin bright type and will make a good crop on a good season. Our experience with it has been that it is inclined to disease. We think Cash a far superior variety of the same type.

Oz. 50c, $\frac{1}{4}$ lb. \$1.50, lb. \$4.00, postpaid.
Treated Seed—Oz. 75c, $\frac{1}{4}$ lb. \$2.25, lb. \$6.00.

3011—SILK LEAF.—A bright sort that is popular in some sections of North and South Carolina.

Oz. 50c, $\frac{1}{4}$ lb. \$1.50, lb. \$4.00, postpaid.
Treated Seed—Oz. 75c, $\frac{1}{4}$ lb. \$2.25, lb. \$6.00.

3012—TILLEY.—Also called Big Tilley. This is a good bright variety for the sandy soils of the eastern Carolinas and Georgia. Leaves large, medium long, very wide, and wide apart on stalk.

Oz. 50c, $\frac{1}{4}$ lb. \$1.50, lb. \$4.00 postpaid.
Treated Seed—Oz. 75c, $\frac{1}{4}$ lb. \$2.25, lb. \$6.00.

Five Best Sorts

FOR THE BURLEY BELT

3052—ROOT-ROT RESISTANT BURLEY.—This is a splendid selection from the Stand-Up strain of burleys, and has been bred and selected by the Kentucky Experiment Station to produce resistance to the Black Root-rot, which is so destructive in many Burley fields. This strain is practically immune to root-rot now, and makes a big robust plant where common burleys attain no size at all. For this reason, no better variety of burleys can be found for the average grower. We have been growing tobacco seed for the past sixty years, and are devoting especial care and attention to this burley, and to make our seed stock even more desirable, we are treating these seed to kill the germs of any "Black Fire" or other disease which often takes a terrible toll in burley crops. Thus the burley grower who uses Slate's Seeds or Root-Rot Resistant burley has as near absolute protection as is possible to obtain for his crop. A highly bred strain of burley, which is free root-rot and clean, plump, healthy seed, which have been treated to free them from "Black Fire" and "Damping Off." The stalk is rather tall, with broad leaves tapering to a blunt point. The leaves are held up off the ground, which gives a much finer product when cured. See photo above for general appearance. We do not know of any burley tobacco that will make more money for the farmers than this.

Price, oz. 75c, ¼ lb. \$2.25, lb. \$6.00, postpaid.

Treated Seed, oz. \$1.25, ¼ lb. \$4.00, lb. \$10.00.

3051—WHITE TWIST BUD.—This is a good variety of the old strain of burley. The leaf is very long, medium broad and tapered to a sharp tip. As a rule the leaves droop, showing the prominent white ribs. For years this was the principal burley used, and is still desired by many growers. It is noted for its good weight and bright color.


Price, oz. 60c, ¼ lb. \$1.75, lb. \$5.00, postpaid.

Treated Seed, oz. \$1.00, ¼ lb. \$2.75, lb. \$7.50.

3022—JUDY'S PRIDE.—This variety has won great popularity in certain sections of Kentucky and Tennessee, and we think it a good stand-up burley. The leaf is broad, long and tapering, with prominent white ribs. The stalk is strong and holds the leaves well up off the ground. It has every characteristic of an excellent burley and should produce a bright leaf of high quality.

Price, oz. 60c, ¼ lb. \$1.75, lb. \$5.00, postpaid.

Treated Seed, oz. \$1.00, ¼ lb. \$2.75, lb. \$7.50.



Root Rot Resistant Burley

3053—RED BURLEY.—This famous old variety has a host of friends throughout the burley belt. It belongs to the stand-up strain, which holds the leaves well up off the ground and keeps them free from the dirt and grit that injures the quality of the cured leaf. The leaf is long, broad and tapering to a rather blunt point. It is well spaced on the stalk, and said to produce a very heavy grade of burley. Our treated seed should always be used by burley growers. This treatment protects the young plants to a great extent and helps to keep down the "Black Fire," "Wild Fire" and other diseases.


Price, oz. 60c, ¼ lb. \$1.75, lb. \$5.00, postpaid.

Treated Seed, oz. \$1.00, ¼ lb. \$2.75, lb. \$7.50.

3018—SLATE'S IMPROVED WHITE BURLEY.—This is our private strain of burley, and one of the best of the stand-up type. We have grown this for years and it has been used very extensively throughout the burley belt with excellent results. The stalks are large and strong, holding the leaves up out of the dirt. The leaves are large, broad, long, and tapering, with white midribs, but very fine texture otherwise. It is an easy variety to cure and makes a heavy yield of rich bright leaf. Each year our tobacco seed crops are inspected twice by experts from the office of the State Entomologist to see that they are free from "Wild Fire," "Black Fire" or "Angular Spot," and in addition we treat our seed by a special process, known only to us. Thus every protection is thrown around the man buying seed from us.

Price, oz. 75c, ¼ lb. \$2.25, lb. \$6.00, postpaid.

Treated Seed, oz. \$1.25, ¼ lb. \$4.00, lb. \$10.00.




White Twist Bud

I am sending by this mail another order for your Improved White Burley tobacco seed. I have used your seed for the past two years and find them to be the best that can be obtained. I ordered seed from you and from another firm and your seed were so much better that I will never use any other but yours.

Yours truly,

ARTHUR PARSLEY.

Tompkinsville, Ky., January 20, 1925.



Slate's Imp. Mammoth Fire-Cured

3054—SLATE'S IMPROVED MAMMOTH.—This is probably the largest tobacco in cultivation, or at least it ranks as the equal of our Rich Wonder in size. The Improved Mammoth was originated in the Clarksville black belt of Tennessee and has a host of friends among those growers. The leaf is very long and extremely broad at the butt and running out to a rather sharp tip, giving in all an enormous leaf. It cures into a very black rich tobacco of great weight and body. From a standpoint of yield, we do not know of any tobacco that will make more pounds per acre. It has handsome appearance, smooth leaf texture, and every other good point needed to make it a most desirable fire-cured type.

Price, oz. 60c, $\frac{1}{4}$ lb. \$1.75, lb. \$5.00, postpaid.
Treated Seed, oz. \$1.00, $\frac{1}{4}$ lb. \$2.75, lb. \$7.50.

3055—MARYLAND BROAD LEAF.—This variety is very popular in the Maryland district and is one of the best sorts for this section. It grows an enormous plant with long, very broad leaves, which cure into a bright red or mahogany color, with good weight. This variety should make a good sort also for the black belt where size and weight are essential.

Price, oz. 50c, $\frac{1}{4}$ lb. \$1.50, lb. \$4.00, postpaid.
Treated Seed, oz. 75c, $\frac{1}{4}$ lb. \$2.25, lb. \$6.00.

3056—MADOLE.—A popular variety of black tobacco which is used extensively in Tennessee and Kentucky. It grows rather large, with broad leaves of medium length and possesses great weight. In our opinion this sort will grow into a smoother, easier curing leaf than the Improved Mammoth, but it will not make quite the number of pounds. We think Madole is a good tobacco for extremely rich soils, and Improved Mammoth the sort to use for thin or medium soils. Thus a heavy, smooth, good curing tobacco may be made out of either of them.

Price, oz. 50c, $\frac{1}{4}$ lb. \$1.50, lb. \$4.00, postpaid.
Treated Seed, oz. 75c, $\frac{1}{4}$ lb. \$2.25, lb. \$6.00.

Dear Sirs:

Two years ago I ordered one ounce of your Improved White Burley seed and got good results. On one acre I raised 2,330 lbs. and on another acre 1,322 lbs. I gave some of the seed to one of my neighbors and also gave lots of plants to other neighbors, and their results were all good. I can recommend your tobacco seed for purity and will highly recommend them to everyone.

Very respectfully,

A. J. BASKETTE.

March 5, 1925.
Fall Branch, Tenn.

Dark, Heavy Tobaccos

FOR THE FIRE-CURED DISTRICT

3027—BIG ORONOKO.—This variety has few equals among black tobaccos. It is one of the most reliable, produces a heavy crop, cures easily, has fine silky texture, and nearly always sells at good prices. Its chief features are its adaptability to almost all kinds of soils and its easy curing qualities. The leaf is very long, broad, tapering, set rather close on stalk, and has small stem and ribs. It will make a good red or black tobacco.

Oz. 50c, $\frac{1}{4}$ lb. \$1.50, lb. \$4.00, postpaid.

Treated Seed—Oz. 75c, $\frac{1}{4}$ lb. \$2.25, lb. \$6.00.

3036—SLATE'S RICH WONDER.—A variety introduced by us some years ago. It is now noted for being one of the largest and heaviest tobaccos in cultivation. It is not as easy to handle as the Big Oronoko nor so fine in texture, but it will make more pounds per acre than any sort we know of. Leaves of enormous size, very long, broad, and tapering.

Oz. 50c, $\frac{1}{4}$ lb. \$1.50, lb. \$4.00, postpaid.

Treated Seed—Oz. 75c, $\frac{1}{4}$ lb. \$2.25, lb. \$6.00.

3029—LIZARD TAIL.—The leaf is not so large but is very long and rather narrow and possesses great weight and body, making it rank well in the class of heavy tobaccos. It is a most reliable sort and easy to cure. Will make a good heavy red or black leaf.

Oz. 50c, $\frac{1}{4}$ lb. \$1.50, lb. \$4.00, postpaid.

Treated Seed—Oz. 75c, $\frac{1}{4}$ lb. \$2.25, lb. \$6.00.

3032—BLUE PRYOR.—A variety famous in the black belt of Kentucky. Grows very large broad leaves and makes some of the blackest tobacco possible. Has good weight and makes enormous yield.

Oz. 50c, $\frac{1}{4}$ lb. \$1.50, lb. \$4.00, postpaid.

Treated Seed—Oz. 75c, $\frac{1}{4}$ lb. \$2.25, lb. \$6.00.

3033—SLATE'S IMPROVED ONE SUCKER.—Leaf long, medium broad, fine texture, and very heavy. It is one of the best of dark sorts, and is used extensively through Virginia, Kentucky, and Tennessee, in the dark belt. It will also make a good mahogany tobacco when fire cured. Can be fire, sun, air, or fire cured. It is also known as Turtle Foot in certain sections.

Oz. 50c, $\frac{1}{4}$ lb. \$1.50, lb. \$4.00, postpaid.

Treated Seed—Oz. 75c, $\frac{1}{4}$ lb. \$2.25, lb. \$6.00.

3035—SILKY PRYOR.—A good heavy tobacco of very fine texture. It can be made into a good red or black leaf and can be air or fire cured. Leaf broad, long, and heavy.

Oz. 50c, $\frac{1}{4}$ lb. \$1.50, lb. \$4.00, postpaid.

Treated Seed—Oz. 75c, $\frac{1}{4}$ lb. \$2.25, lb. \$6.00.

3037—TENNESSEE RED.—We consider this one of the best of the large leaf black sorts. The leaf is very large, broad, and long. Its texture is good, and it makes a very heavy grade of tobacco. Suitable only for air or fire curing.

Oz. 50c, $\frac{1}{4}$ lb. \$1.50, lb. \$4.00, postpaid.

Treated Seed—Oz. 75c, $\frac{1}{4}$ lb. \$2.25, lb. \$6.00.

3038—LACKS.—A popular black tobacco of the large leaf type. Leaf of enormous size, long, broad, and very heavy. Makes a good black tobacco.

Oz. 50c, $\frac{1}{4}$ lb. \$1.50, lb. \$4.00, postpaid.

Treated Seed—Oz. 75c, $\frac{1}{4}$ lb. \$2.25, lb. \$6.00.

3039—KENTUCKY YELLOW.—We consider this one of the best of the dark tobaccos. It possesses good curing qualities, fine texture, and heavy weight. The leaf is long, very broad, and tapering. It is adapted to almost the entire black belt and the air curing districts and will make a product of real value.

Oz. 50c, $\frac{1}{4}$ lb. \$1.50, lb. \$4.00, postpaid.

Treated Seed—Oz. 75c, $\frac{1}{4}$ lb. \$2.25, lb. \$6.00.

The Best Sun-Cured Tobacco

3031—SWEET ORONOKO.—This is one of the oldest tobaccos in cultivation, and one having a great range of uses. It is the best sort for sun-curing and about the only kind used in the sun-cured belt. Then it is the best variety to grow for home use or to make "Home Spun" chewing tobacco. It makes an ideal heavy black tobacco when grown on strong land, or it can be cured into a rich heavy mahogany when flue-cured. The leaf is very long, rather narrow, with prominent ribs. When cured it has great weight and is rich with gum and oil.

Oz. 50c, $\frac{1}{4}$ lb. \$1.50, lb. \$4.00, postpaid.

Treated Seed—Oz. 75c, $\frac{1}{4}$ lb. \$1.75, lb. \$6.00.

3028—FLANAGAN.—The leaf is long, of medium width and rather coarse fibers. It is often used for sun-curing, but may also be flue-cured into a rich heavy mahogany, which nearly always commands good prices. It is adapted to a wide range of soils and may be cured in almost any manner.

Oz. 50c, $\frac{1}{4}$ lb. \$1.50, lb. \$4.00, postpaid.

Treated Seed—Oz. 75c, $\frac{1}{4}$ lb. \$1.75, lb. \$6.00.

Imported and Cigar Tobaccos

3057—ROUND TIP.—This is a beautiful strain of Sumatra tobacco, which is grown extensively in the shade tobacco area of Florida. For a shade-grown cigar leaf it is hard to find anything better. The leaf is rather broad, short, and pointed, giving it almost a round effect. It stands erect on the stalk. This makes an ideal cigar leaf of fine texture and high aroma.


Price—Oz. \$1.00, lb. \$10.00, postpaid.

3040—VUELTA de ABAJO (First Crop).—Our stock of these seeds is grown from seeds imported direct from the famous Vuelta Valley. The first crop is far better than imported stock, since it has become partly acclimated and is larger. Plants medium size; leaves broad, very silky, exceedingly fine grained, and retains its original aromatic flavor.

Oz. \$1.00, lb. \$10.00, postpaid.

3041—VUELTA de ABAJO (Second Crop).—This variety is grown from the best First Crop seed. For an extra large Havana cigar leaf, this variety cannot be excelled. Leaf much larger than that of First Crop, but not so silky or highly flavored.

Oz. 60c, lb. \$6.00, postpaid.



Gentlemen:

We are so well pleased with Slate's Seeds and their promptness in filling our orders that I feel it my duty to write you. We commenced with a sample of beet seed and from that small packet made two guano bags full of nice table beets. Then, in 1923, I ordered

one ounce of Slate's Improved Gold Leaf tobacco seed and that year we received the highest price for our tobacco that we have ever received and I have been farming for thirty years. So we don't save any more seed stalks in our tobacco fields.

A well satisfied customer,

J. H. DENNIS,
Cumberland, Va.

March 5, 1925.

3042—IMPORTED SUMATRA.—Our stock comes direct from the native Sumatra country. We import only seeds that we know to be pure and first-class in every respect. The seeds we offer for sale are of the first crop, and tobacco grown from them retains its fine, silky texture and makes the finest wrappers.
Oz. \$1.00, lb. \$10.00, postpaid.

3043—BRAZILIAN.—This variety was imported by us, but has now become acclimated and is more easily grown than our other imported seed. The leaf has good size, shape and texture, and retains, to a great extent, its native high flavor. Makes a delightful smoke in either pipe or cigar.

Oz. 60c, $\frac{1}{4}$ lb. \$1.75, lb. \$6.00, postpaid.

3044—SLATE'S IMPROVED CONNECTICUT SEED LEAF.—The old strain of this tobacco has always stood well with cigar manufacturers, but both manufacturers and growers cannot help but admit that this improved strain is decidedly better. Noted for its handsome leaf, which possesses a choice texture and delightful flavor. Ripens very uniformly and is considered a very desirable cigar variety.

Oz. 60c, $\frac{1}{4}$ lb. \$1.75, lb. \$5.00, postpaid.

3046—EVANS or CINNAMON SCENTED.—A variety whose high, aromatic flavor is well known and very popular. For a pipe tobacco this has no equal, and it is extensively grown in Canada for this purpose. The leaf is of good size and shape and excellent quality. If you want a highly flavored tobacco you cannot get a better one than this.

Oz. 60c, $\frac{1}{4}$ lb. \$1.75, lb. \$5.00, postpaid.

3050—GENERAL GRANT.—This variety ranks among the first in the manufacture of cigars. In addition to its other good characteristics, it is noted for its extreme earliness. Upon the market it is very well known and popular, its products always being in demand, as the size, shape and texture of its leaf help to make it an ideal cigar tobacco.

Oz. 60c, $\frac{1}{4}$ lb. \$1.75, lb. \$5.00, postpaid.

3049—IMPORTED TURKISH.—Originates from the finest of the native strains and possesses good texture and high aroma. Leaves grow rather close on stalk, are small and make a product most valuable for cigarettes.

Oz. \$1.00, lb. \$10.00, postpaid.

3045—COMSTOCK SPANISH.—This variety may well be called the "Standard" for the cigar leaf type. It is more extensively grown than any other variety of its type, and is considered the very best of cigar tobaccos. It was bred from a native Havana strain, and has been greatly improved in the breeding. The leaf is of good size and is suitable for wrappers or fillers. We consider this variety as good as any that we have ever known, and recommend it with confidence.

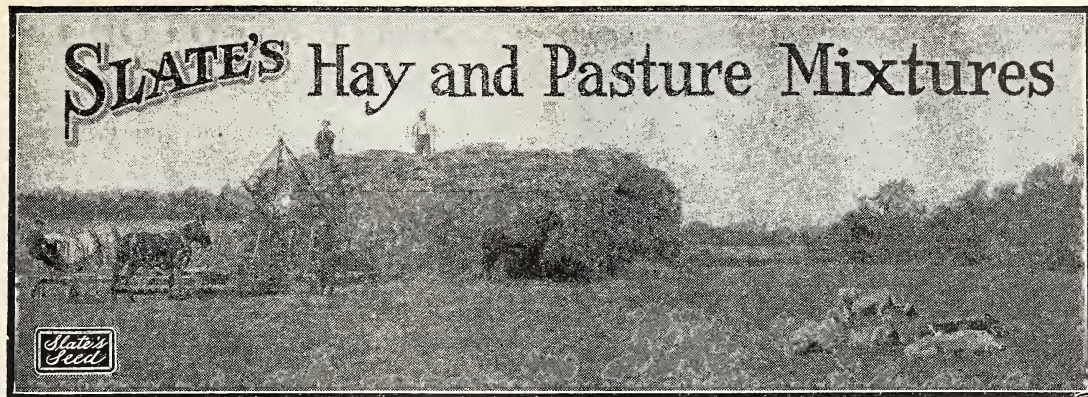
Oz. 60c, $\frac{1}{4}$ lb. \$1.75, lb. \$5.00, postpaid.

3048—BIG HAVANA.—An Americanized Havana which grows to an unusually large size and matures very early. A heavy cropper, and in the South will make two crops from one planting. Its desirable size, fine texture and delightful flavor have made it a favorite with both planters and manufacturers.

Oz. 60c, $\frac{1}{4}$ lb. \$1.75, lb. \$5.00, postpaid.

3047—PENNSYLVANIA SEED LEAF.—Very extensively grown in the Lancaster district of Pennsylvania, which is famous for its fine cigar tobaccos. Its products are of the best and bring good prices. The leaf has a handsome appearance and is of good quality.

Oz. 60c, $\frac{1}{4}$ lb. \$1.75, lb. \$5.00, postpaid.



A mixture is much more desirable than any one kind of grass or clover sowed alone. A mixture gives more hay and better hay, and it is much easier to get a stand with mixed grasses and clovers than it is when any one is seeded alone. In making up the mixtures listed below we use only "Perfection" Brand Seeds, the very best that we can secure. Our mixtures are the pride of our Field Seed Department. They have given excellent results for years, and from a business standpoint, if for no other reason, we could not afford to cheapen them by using low-grade seed. In making up the formulae for these we have relied upon our own experience to a great extent, and in addition have consulted some of the largest and most successful farmers in the South. These mixtures are designed to suit your soil, your climate, and your needs. If you want to put some hay money in your pocket next year, sow a "Perfection" Brand Mixture this spring.

2060—MIXTURE No. 1

(Highland Pasture)

Composed of

- | | |
|------------------------|-----------------------|
| Kentucky Blue Grass | Alsike Clover |
| Red Top or Herds Grass | Tall Meadow Oat Grass |
| Orchard Grass | Red Clover |
| Alfalfa | Italian Rye Grass |
| | Perennial Rye Grass |

2062—MIXTURE No. 3

(Lowland Pasture)

Composed of

- | | |
|------------------------|-----------------------|
| Timothy | Italian Rye Grass |
| Red Top or Herds Grass | Tall Meadow Oat Grass |
| Alsike Clover | Perennial Rye Grass |

2061—MIXTURE No. 2

(Highland Hay)

Composed of

- | | |
|-----------------------|------------------------|
| Orchard Grass | Red Clover |
| Tall Meadow Oat Grass | Italian Rye Grass |
| Perennial Rye Grass | Timothy |
| | Red Top or Herds Grass |

2063—MIXTURE No. 4

(Lowland Hay)

Composed of

- | | |
|-------------------|------------------------|
| Timothy | Perennial Rye Grass |
| Sapling Clover | Tall Meadow Oat Grass |
| Italian Rye Grass | Red Top or Herds Grass |

All of these mixtures should be seeded between February 1 and April 1, at the rate of 30 to 35 pounds per acre.

Prices are quoted on our current Field Seed Price List. If you do not have a copy, write for it.

Slate's Hog Pasture Mixture

Every hog raiser should have a piece of land seeded in both of these mixtures. The number one will come in for early grazing, and the number two will follow for the summer grazing. The two will carry your hogs through the summer if you sow sufficient land to care for what hogs you have. One acre of land should carry one hog through the summer. In other words, one acre seeded in Mixture Number One and another acre seeded in Mixture Number Two should take care of two hogs throughout the entire summer. Regardless of whether you raise hogs for market or just for home use you should see that they yield you a profit. And nothing will increase the profits from hogs more than good pastures.

2064—MIXTURE No. 5

Composed of

- | | | |
|------|------|-------------------|
| Oats | Rape | Canada Field Peas |
|------|------|-------------------|

2065—MIXTURE No. 6

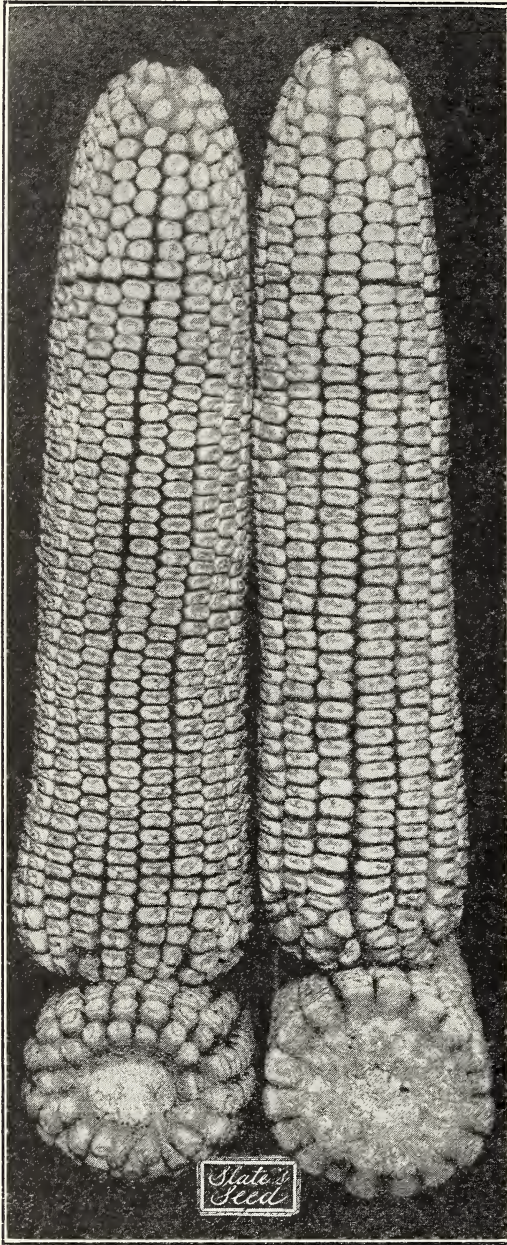
Composed of

- | | | |
|----------|-----------|---------|
| Cow Peas | Soy Beans | Sorghum |
|----------|-----------|---------|

Seed this mixture at the rate of 100 pounds per acre. Seeding should be done during February or March, and it will be ready for grazing the latter part of April or the first of May.

Seed this mixture at the rate of 100 pounds per acre. Sow about corn planting time or the latter part of April to the first of May. Should be ready for grazing by July. See Field Seed Price List for prices.

See Field Seed Price List for prices.



Virginia White Dent Corn

2012—BOONE COUNTY.—This corn, introduced some years ago and bred for a prize winner, has won a wide reputation among show varieties. It has taken more prizes at our fairs and corn shows than any other sort. The stalks are tall, large, erect, with an abundance of fodder. The ears are large and long, but have a rather soft cob. The grains are long, rather narrow and deeply set into a large white cob. Bears from one to three good ears per stalk and on rich soils will make a most desirable variety.

See Field Seed List for prices.

SLATE SEED CORN

HOW TO HANDLE SEED CORN

During the spring, about the time the heaviest shipments of seed corn are going out, the germ of the corn is very active, and if you are not careful in handling it, it will lose its germination before planting time. Upon receipt of a package of seed corn, open it and if possible spread in a cool dry place. If it cannot be spread, just open the packages and place in some cool room until you are ready to plant. Treat all seed corn with Dipdust. See page 5.

2014—EARLY WHITE DENT.—This is an extra early white corn, producing a good crop in about 75 to 80 days. The stalks grow rather large and about eight feet high, bearing one to two good ears that average about seven to eight inches in length. Where a white corn is wanted and early maturity is essential, this variety has given entire satisfaction.

See Field Seed List for prices.

2018—VIRGINIA WHITE DENT.—This is an old Southern variety of unusually good merits. It has been grown all over the South for years, and a better corn is hard to find. It is a single ear variety, which grows a large, high stalk, bearing its ear about middle way. The ears are long, heavy, hanging down, and have a medium size white cob. The grains are of medium width, deep and firmly set into the cob. Rather early, and on account of its large ears makes a good yield. It is safe and reliable.

See Field Seed List for prices.

2015—IMPROVED GOLDEN DENT.—An early yellow corn that produces mature corn within ninety days after planting. Stalks grow to a medium size and height. The grains are of medium depth, rather wide, and of a golden yellow color. This corn is especially recommended for planting on land subject to overflow.

See Field Seed List for prices.

46—SWEET FODDER CORN.—This is a robust growing sugar corn that makes the best of ensilage and green feed. Its stalk is very tall and bears an abundance of leafy foliage. Several large ears of corn per stalk and its sugar content makes it especially desirable for silage or green feed.

See Field Seed List for prices.

2019—BIGG'S SEVEN-EAR.—A heavy yielding white corn that is very popular for growing on rich land. Stalks grow very tall and bear from one to five short, medium-sized ears. Grains are of medium width. It is very firm and a good keeper.

See Field Seed List for prices.

2011—HICKORY KING.—Known to many growers as the poor man's friend, since it is thought that it will produce a better yield on poor land than any other variety. Stalks grow tall and produce from one to two unusually long, slender ears. The grains are very wide and deep, set into a small white cob. One grain will cover the butt of the cob.

See Field Seed List for prices.

2020—ENSILAGE.—The best and most popular of ensilage corns. The stalks grow unusually large and make a dense growth of fodder.

See Field Seed List for prices.

2009—WHITE DUTCH CLOVER

A valuable little clover for sheep and cattle pasture, improving and holding the soil together, and for sowing on lawns. Makes a low compact growth that covers the soil. Excellent for putting in pasture mixtures. Sow 5 lbs. per acre.

Lb. 60c, postpaid. See Field Seed Price List for prices on bulk lots.

2008—BOKHARA, White Sweet Clover

Those worn out spots on your farm can easily be brought back into cultivation by sowing in Sweet Clover. This clover will grow almost anywhere, and it adds nitrogen to the soil, and its roots go down into the subsoil and break it up, carrying off water and adding humus to it. In a few years this clover will bring these spots back into cultivation and have them inoculated for alfalfa. Good grazing for cattle and an excellent thing for bees. Just cut the soil with a disc harrow, sow 20 lbs. of seed per acre, and cover with a light harrow.

Lb. 30c, postpaid. See Field Seed Price List for revised prices.

2003—BURR CLOVER

It is a great soil improver and will stand for years, holding the soil together and building up a store of Nitrogen in it. The seed offered are Southern grown, in the burr, and carry their own inoculation. It is easier to get a stand with these than with hulled seed. Soak for several hours in lukewarm water before sowing, so as to hasten the germination, and sow two bushels (20 lbs.) per acre.

Lb. 20c, postpaid. See Field Seed Price List for bulk prices.

2006—RED CLOVER

A standard clover which every farmer knows. It yields a big crop of hay, good pasturage, and builds up the soil. For pasturage I think that Alsike will be better, but for hay this cannot be bettered. It ripens with Tall Meadow Oat Grass, Orchard Grass, Italian Rye Grass, and all of the earlier grasses. Should be put in mixtures with these when sowed for hay. When sowed for grass use 8 to 10 lbs. of clover per acre. When sowed alone use 10 to 15 lbs. per acre. Can be seeded from January to March, or from August to October, and will succeed on almost any soil that will produce clover. Gives two cuttings per year in most sections, and will last for several years.

Lb. 50c, postpaid. See Field Seed Price List for prices in bulk.

2002—ALSIKE CLOVER

This clover has a distinct advantage over either the Red or the Sapling for grazing. It is hardier and will stand more grazing than either of them. And for sowing on wet or low lands it is better than either the Red or Sapling, because it stands the wet soil better. For hay its yield is not quite so good as the Red or Sapling, but it makes better quality of hay than either of them. The stalks are not so large, therefore the hay cures easier and stock eat it better. Alsike Clover matures about the same time as Sapling, some ten days or two weeks later than the Red. Sow and handle it in all respects like Sapling, but it does not require so many pounds of seeds per acre. Seed at the rate of $7\frac{1}{2}$ lbs. per acre.

Lb. 40c, postpaid. See Field Seed Price List for prices on bulk lots.



Alfalfa

2001—ALFALFA

This has long been recognized as the most profitable hay crop that can be grown. It yields more tons and better hay than any crop we can sow. Getting it established is somewhat difficult, but once it gets a start on your farm, a small acreage will produce sufficient hay for all your livestock. And nothing in the world is better feed than alfalfa hay. It is especially good for horses, cows, hogs, and poultry, and no farm can afford to do without some alfalfa. In order to make a good crop of alfalfa there are some important facts to observe. First, the soil should be well drained, and it is better for it to be a stiff soil containing a good percentage of clay. Second, an application of lime should be made, using from one to two tons per acre, because alfalfa will not grow on sour land. Third, in selecting the spot for alfalfa be certain to pick out land that has a deep soil to admit of the long roots going down. If the land is underlaid with sandstone or rock it will not make a successful field. If it be possible, some smother crop, such as cow peas, soy beans, buckwheat, or any crop that kills grass, should precede the alfalfa. Break deep during the early summer, and harrow every week or ten days so as to kill all weeds and grass. If the soil is not very rich apply a good grade of commercial fertilizer running high in Phosphoric Acid, low in Nitrogen, and with a good part of Potash in it. Harrow this into the soil with a light harrow just before seeding. About Feb. 15 or Sept. 1 is the best time to seed, but it may be done from January to March or from August 1 to Sept. 15 with fair chances of success. Sow the seed at the rate of 20 to 30 pounds per acre and cover with a light harrow or brush. And always inoculate the seed before sowing. Alfalfa gives from three to five cuttings per year, and it should always be cut just as the shoots of the second crop begin to push up around the roots. By examining the plants it is easy to tell when cutting should be done. Never allow the second crop to get high enough for the mower to cut it when you cut the first crop. Sow "Perfection" Brand Alfalfa only. Nothing but the best will do for this crop. The seed represents an investment which will yield for years.

Lb. 40c, postpaid. See Field Seed Price List for prices on bulk lots.



Sapling Clover

2007—SAPLING or MAMMOTH CLOVER

Exactly like Red Clover, except in the time in which it matures. This clover is later and said by experts to grow larger than the Red. It matures along with Herds Grass, Timothy, Meadow Fescue, etc. One of the best mixtures I have ever used was made up of 6 lbs. Herds Grass, 10 lbs. Timothy, and 10 lbs. Sapling Clover per acre. This is my favorite mixture on Hycro and yields a big crop of excellent hay. Sow 8 to 10 lbs. Clover when mixed with grasses, or 10 to 15 lbs. when seeded alone.

Lb. 50c, postpaid. See Field Seed Price List for bulk prices.

2010—LESPEDA or JAPAN CLOVER

The most valuable clover of all for renovating soils that will not produce a profitable crop of anything else. Where other clovers can be grown profitably, I advise using them to build up the soil, but there are many fields that will not produce the other clovers and it is for just such spots as these that Japan clover is recommended. For shaded pasture it is also of great value. On light, poor land, even though it be extremely dry, a good stand of Japan clover can be had in two years. Does not have to be seeded every year, because it reseeds itself. Still it is not objectionable, because it can be easily destroyed by putting the land in some clean culture crop, as tobacco, cotton or corn. Japan clover does not make sufficient growth to cut for hay, except in the far South. Little preparation is needed for Japan clover, and it affords excellent grazing. It is best to sow with another crop, especially where it is wanted for pasturage, because it may not make much growth the first year, and if sowed with some other crop, there will be enough grazing the first year to make it profitable. Herds Grass is the best thing to sow with it. Seed 10 lbs. Japan Clover and 6 lbs. Herds Grass per acre.

Lb. 30c, postpaid. See Field Seed Price List for prices on bulk lots.

PRICES ON ALL FIELD SEED fluctuate.
Revised prices are quoted on our weekly lists.
Write for one at any time.

2033—PERENNIAL RYE GRASS

A fine pasture grass that is especially adapted to lands too wet for Timothy, Orchard Grass, etc. It should be used in pasture mixtures, and for sowing lowland mixtures it should form the basis of the mixture. If clover is desired, add 5 lbs. of Alsike Clover with 25 lbs. of Perennial Rye Grass, and you should have an excellent lowland pasture. If seeded alone sow 30 lbs. per acre. Like the Italian Rye Grass, this should be seeded early in the spring or fall. It comes early in the spring, and this grass is perennial and will make a permanent pasture.

Lb. 25c, postpaid. See Field Seed Price List for prices on bulk lots.

2034—MEADOW FESCUE

Also known as Randall Grass, and a most useful grass for either hay or pasture. Its long roots penetrate deep into the soil and make it a good grass for dry weather grazing. It is hardy and will stand the severest weather, and in the South it remains green throughout the winter and will furnish winter pasturage. 10 lbs. added to a pasture mixture will prove useful in winter or dry weather. If seeded alone sow 30 lbs. per acre. Seeding should be done from January to March or July to October.

Lb. 30c, postpaid. See Field Seed Price List for prices on bulk lots.

2035—SUDAN GRASS

A new grass that is becoming very popular for a quick growing hay crop. It has been given a rigid test on Hycro, with the following results: It grows on rich land to a height of eight feet, yields as much as four tons of hay per acre, is said to rank next to Alfalfa in food value, and is greatly relished by stock of all kinds. It belongs to the Sorghum family, produces its first crop in about six weeks from seeding, and when seasonable can be cut from three to five times per year. It is an annual; therefore, is no trouble to get rid of. Sow like Sorghum or Millet, either broadcast or in drills, at the rate of five pounds per acre in drills, twenty pounds per acre broadcast. Seeding should not be done until all danger of frost is past. The soil should be rich, either clay or loam. The hay should be cut just as soon as the heads are well out and before the seeds form. Some people claim that Sudan Grass is rather hard on land, but our tests have not proved this. While it is a strong and rapid feeder, we do not think that it materially injures the soil upon which it grows.

Lb. 25c, postpaid. See Field Seed Price List for prices on bulk lots.



Kentucky Blue Grass

2027—HERDS GRASS (RED TOP)

In certain tobacco growing sections, especially where bright tobacco is grown, this is a most valuable fallow crop. The land is grazed for a year, then turned under, it produces an excellent grade of bright tobacco. Herds Grass is the blue grass of the South. It grows almost anywhere, and will make the best of grazing. It does not improve the soil except to hold it together, and adds humus, but is valuable in this respect. When sowed for hay, it should always have some timothy or clover mixed with it. As a hay it is of good quality, but nothing extra when sowed alone. By seeding Herds Grass and Clover together the soil is held together and improved at the same time. Herds Grass should go into every pasture mixture. Sow from January to April or July to December at the rate of 6 lbs. per acre if seeded alone, or 4 to 5 lbs. with other grasses or clovers.

Lb. 30c, postpaid. See Field Seed Price List for prices on bulk lots.

2028—TIMOTHY

This is the most valuable hay grass grown. Its hay is the most nutritious and stock relish it. Timothy should always be sowed on good land because it is a rather hard feeder and will not make much hay on thin soils. By sowing Sapling Clover or Alsike Clover with the Timothy the soil is kept in good condition and a larger yield of hay is secured. When sowed alone sow 15 lbs. per acre. Seeding may be done from January to March or from July to November.

Lb. 25c, postpaid. See Field Seed Price List for prices on bulk lots.


2031—TALL MEADOW OAT GRASS

A most valuable grass for seeding with Alfalfa and Red Clover. It produces a big crop of early hay or excellent pasturage. In growth it is tall and leafy, with slender fine stalks. It never grows wild and rough. It stands adverse conditions much better than most other grasses, and stays green from early spring until frost, producing two crops of hay per season, or pasture almost the year around. An ideal pasture mixture is 5 lbs. Alfalfa, 11 lbs. Tall Meadow Oat Grass, 14 lbs. Orchard Grass, and 6 lbs. Herds Grass. Or 8 lbs. Red Clover may be substituted in place of the Alfalfa. This mixture may be sowed and cut for hay for a season or two and then pastured. Tall Meadow Oat Grass seed weigh only 11 lbs. per bushel and should be seeded at the rate of two bushels per acre when sowed alone, or one bushel per acre in mixture.

Lb. 30c, postpaid. See Field Seed Price List for prices on bulk lots.

2029—ORCHARD GRASS

On a rich loamy soil, Orchard Grass will make heavy turf just like Blue Grass does on the limestone soils. None of the grasses adapted to sandy or loamy soils will make a better turf or finer grazing than Orchard Grass. But even this when seeded for pasture should have some Herds Grass or Meadow Fescue mixed with it. One bushel (14 lbs.) of Orchard Grass and 6 lbs. of Herds Grass per acre. Or if a heavier sod is desired add 10 to 15 lbs. Meadow Fescue to this mixture. When sowed for hay Orchard Grass should always be mixed with Red Clover. As a pasture grass it may be mixed with Alsike, which is the best clover for grazing. In



order to maintain a perfect Orchard Grass sod every spring, the bare spots in the field should be covered with manure and reseeded. In this manner an excellent pasture may be maintained at a very small expense. Sow from January to March or from July to November alone at the rate of two bushels (28 lbs.) per acre; in mixture, one bushel (14 lbs.).

Lb. 30c, postpaid. See Field Seed Price List for prices on bulk lots.

2030—KENTUCKY BLUE GRASS

This is by far the best pasture grass that has ever been known, but it is hard to get it started in certain sections. In other sections it is natural and can easily be grown. It should be used in every pasture mixture, especially if the mixture is to be sowed on a stiff soil. Blue Grass is naturally a limestone grass, and if the soil be thoroughly limed and prepared as directed for alfalfa a stand may be obtained by farmers who do not live in the limestone section. Grazing improves it and makes it come thicker, and it will give good pasturage almost the entire year. If seeded alone sow two bushels (28 lbs.) per acre, and it should be sowed in the early spring or fall.

Lb. 40c, postpaid. See Field Seed Price List for prices on bulk lots.

2032—ITALIAN RYE GRASS

For quick pasture or hay crop nothing is better than Italian Rye Grass. It is one of the first to come out in the spring, and can be cut for hay during May. A good plan for fall sowing is to seed this grass with Crimson Clover, the red bloom kind. It makes better hay than either rye or oats, and will come in with the clover and help cure the hay. When sowed this way use 15 lbs. Clover and 20 lbs. of Italian Rye Grass per acre. This grass is a valuable addition to any pasture mixture, because it comes early and will admit the stock to the pasture several weeks earlier. Sow from January to March or July to December at the rate of 30 lbs. per acre, if sowed alone, or 20 lbs. per acre in mixture. It requires a moist, rich soil.

Lb. 25c, postpaid. See Field Seed Price List for prices on bulk lots.



WINTER SEED OATS

2070—APPLER.—The best rust-proof winter oat that can be obtained. It is one of the first to mature in the spring, and is ready to cut before the Gray Winter ripens. The growth is large, with bunchy heads which produce an enormous yield of grain. The stalks are large and upright and grow to a height of 5 to 6 feet on good land.

See Field Seed Price List for prices.

2073—FULGHUM.—One of the earliest and hardiest of winter oats. It withstands severe winter weather nearer like the Gray Winter Turf than any of the others, and will be ready to cut in plenty of time to follow them with Cow Peas or some such crop. Straw strong and upright.

See Field Seed Price List for prices.

2071—RED RUST PROOF.—A good winter oat that has been found especially valuable for sowing on low or wet lands. It is as near rust-proof as any oat can be and makes a big yield. Hardy and stands the winter in fine shape. Not quite so early as the Appler.

See Field Seed Price List for prices.

2072—GRAY WINTER TURF.—This is the most popular winter oat that has ever been grown in the South. Makes excellent winter grazing and a big yield of grain. It is claimed by some farmers that this oat will stand more cold weather than any other. May be sowed with the White Bloom Crimson Clover or with Red Clover, and this gives an excellent hay crop. In growth it is spreading and bunchy, with large heavy heads.

See Field Seed Price List for prices.

SPRING SEED OATS

2074—WHITE SPRING.—This is a standard variety that is very popular for spring sowing. It is not so early as the Burt, but makes a good growth of straw and a good yield of seed.

See Field Seed Price List for prices.

2075—BURT, or NINETY DAY.—A very early variety, making large bunchy heads and good growth of straw. It is a favorite sort for spring sowing, since it comes in much earlier than most spring oats. It is the best sort to sow with Canada Field Peas. It is adapted to Southern conditions and is one of the surest croppers known to us.

See Field Seed Price List for prices.

SEED BARLEY

Barley can be sowed from January to April, and makes one of the best spring pastures and a big yield of grain. Sow from one to two bushels per acre. If sowed early, it can be grazed for some time during the spring and then allowed to head and make a grain crop. The grain makes excellent feed for poultry, horses, or cattle.

2076—BEARDED BARLEY.—One of the heaviest yielding varieties. Makes rank growth of straw, has very long heads, and makes one of the best sorts for threshing.

See Field Seed Price List for prices.

2077—BEARDLESS BARLEY.—This variety is preferred by some growers because it does not have the beard. It makes a good yield and is safer to feed.

See Field Seed Price List for prices.

Dear Sirs:

I was well pleased with the seed I ordered from you last spring. I raised Halbert Honey and Kleckley Sweets Watermelons that weighed 50 lbs. I will order seed from you next year.

Yours very truly,

J. W. GREEN.

Reidsville, N. C.

Dear Sirs:

Some time ago I ordered some of your Red Rust Proof Oats and not having enough I had to buy a few on our local market. There was all the difference in the world in them. Yours were clean, heavy, pure seed, while the others were light and chaffy.

Sincerely yours,

Granville County, N. C.

E. A. JACKSON.



VIGORO

The Perfectly Balanced Plant Food

To grow the finest of vegetables, the most beautiful flowers, and have the greenest of lawns, we must supply all of the elements needed by the plants. Ordinary commercial fertilizers contain but three elements, whereas there are about fourteen used by the plant. Vigoro is a scientifically prepared fertilizer containing all of the elements needed by plants. Thus it can be used in much smaller quantities and will give far better results than stable manure or ordinary fertilizers. Owing to the balanced ration supplied in Vigoro the flowers are more beautiful and healthy, the vegetables produce finer specimens and ripen to perfection, the lawn stays green and does not die out, and the shrubs thrive and prove a joy to the owner. Vigoro is essentially a fertilizer for the gardener who wants to grow the best. It may cost a little more per hundred pounds, but it contains more plant food, so does not have to be used so heavily as ordinary fertilizers and in the end Vigoro is the cheapest fertilizer you can get.

Price—5 lbs. 62c, 25 lbs. \$2.07, postpaid. Or 5 lbs. 50c, 25 lbs. \$1.75, 50 lbs. \$3.00, 100 lbs. \$5.00, by freight.

2026—Broom Corn

Good brooms are selling very high and it is an easy matter for any farmer to grow his own. The home-made broom is much lighter and will last much longer than the ones we buy. Broom-corn will make an enormous crop on any good rich soil and may be planted in drills like Sorghum or Kaffir Corn at the rate of two and one-half pounds per acre. Cultivate like corn. The stalks grow very tall and produce large bushy heads, possessing a tough fibre. One pound of seed will produce enough brooms for the average family for a year.

Lb. 25c, postpaid. See Field Seed List for bulk lots.

2053—Japanese Buckwheat

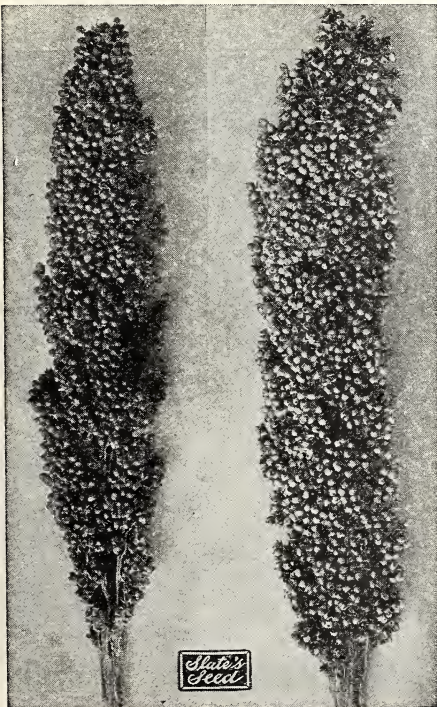
Buckwheat is a great soil improver and will produce a good crop on very poor lands. It is especially desirable as a range for bees, makes one of the quickest and best smother crops to kill grass and weeds, and will produce a good crop of grain in about eight weeks from seeding. The grain makes good poultry feed or when ground makes the famous Buckwheat flour. Except when grown for grain it may be seeded at any time between May and August at the rate of one bushel (48 lbs.) per acre. If grain is wanted, sow during the late summer, about ten weeks before frost, so that the grain will be formed in cool weather. Very rich soils will not make a good crop, therefore select some medium fertile or poor spot.

Lb. 20c, postpaid. See Field Seed List for bulk lots.


2025—White Kaffir Corn

Kaffir Corn is extensively grown for forage and is especially desirable for poultry. When grown for forage the plants are cut before the heads mature, and it is generally fed green, but may be cured. For poultry the crop is allowed to mature its seed and these heads are then given to chickens. The seed makes one of the best of poultry feeds and will greatly increase the egg production. Kaffir Corn should be planted on a rich bottom, if possible, in drills three and one-half feet apart, and the plants should be thinned to six or eight inches apart. Cultivate like corn. It will grow from eight to twelve feet high and the fodder may be stripped from the stalks and the seed saved for the poultry. Sow after danger of frost is past at the rate of three pounds per acre.

Lb. 20c, postpaid. See Field Seed List for bulk lots.



Kaffir Corn



Golden
Millet

2054-Golden Millet

(Or GERMAN MILLET)

As a quick hay crop millet is most valuable. It matures its crop within about sixty days from seeding, makes a large yield, and if cut at the right stage, the hay is of excellent quality. It is one of the few hay crops that can be seeded after wheat and oats to make a crop that year. Almost any good soil will grow it and very little preparation is needed. A good plan is to sow millet with cow peas. In this manner the yield of hay is increased and the fertility of the soil is kept up. Sow at any time between May and August at the rate of one bushel per acre, if seeded alone, or three pecks of millet and one bushel of peas per acre. The hay should always be cut before the seed matures, or just as the heads are in full bloom. Many farmers make a serious error in sowing millet by not using seed enough. This hay is not good unless it is sowed thick enough to produce fine stalks. When rough and coarse it is of but little value. Millet is one of the few hay crops that can be sowed and made during the late summer and often proves of great value when other hay is scarce.

Lb. 20c, postpaid. See Field Seed List for bulk lots.

2055-Pearl or Cattail Millet

This variety, which is also known as Pencilaria, is grown principally for green feed. A small piece of land near the horse barn will prove a most profitable investment if planted in Pearl Millet. On very rich soils its growth is tall and luxuriant during the warm summer months. Should be cut just as the heads commence to put out and other crops will follow. It stools each time it is cut and will continue to come until frost. Sow after the ground gets warm in the late spring or early summer at the rate of five pounds per acre. The seed should be drilled in rows three and one-half feet apart and given a light covering. Give frequent shallow cultivation until the plants are several feet high and then there is nothing to do but cut the feed as you need it.

Lb. 35c, postpaid. See Field Seed List for bulk lots.

2095-Dwarf Essex Rape

Rape has a wide range of uses, and will always be needed on any farm. It makes excellent greens for the table when it is young. Poultry thrive on it and it makes the hens lay. Hogs may be fattened with far less expense on rape pasture than on corn. Cows like it better than alfalfa hay and will give much more milk if allowed to run on it. Horses relish it, and it comes in at a time when green feed is scarce. Rape is a cool weather crop, and it should be seeded either in the early spring or fall. Cold weather does not affect it until hard freezes come. If sowed in the fall and not grazed it will come again next spring. When seeded alone sow eight pounds per acre, and seeding may be done from February to April. Fall seeding should be done at any time from August 1st to November. Give a light covering with a rake or harrow. Rape will grow on almost any soil, but a light rich loam is best suited to it. When seeded in the spring it can be mixed with Canada Field peas and oats for pasturage or in the fall it may be mixed with Abruzzi Rye for early grazing for the stock. When sowed alone it furnishes one of the quickest grazing crops obtainable.

25c lb., postpaid. See Field Seed List for bulk lots.

2038-Carpet Grass

This grass has been brought to the attention of the farmers within the past few years by the Department of Agriculture, and is highly recommended for pasture and soil renovation on worn out, sandy soils. It is already very popular in some sections of the South and is destined to become an important pasture crop from North Carolina south. It is especially adapted to moist low lands and will grow as well on sour soil as limestone. It is a perennial, spreading from creeping branches above ground, so should not be any trouble to eradicate when desired. Grows from 12 to 24 inches tall. Seed weight 18 lbs. to the bushel and one bushel should be sowed per acre.

See Field Seed List or write for prices.



Dwarf Essex Rape

FIELD SEED PRICE LIST, giving revised prices on all clovers, grasses, etc., are issued every week during the season. Write for a copy at any time.

SOUP BEANS

These beans are generally grown for using dry during the winter months and they will not make a snap on account of their tough fibrous hulls. As a winter bean, however, they are invaluable. Can be planted in missing hills of corn, cotton or tobacco fields and allowed to remain on the vine until all pods are dry. Then the vines may be pulled up, allowed to dry, and the beans either beaten from them or shelled. It is best not to plant these beans until late in the season, because early plantings are almost always attacked by rust and do not yield very much. Plant from June 15 to July 15. If planted alone drop seed every six inches in rows three feet apart and give frequent shallow cultivation. When planted with other crops drop two or three seed to a hill. Medium fertile soils will produce more beans than a very rich soil.

2052—WHITE NAVY.—One of the best known and most popular sorts. The beans are small and pure white. Makes a delicious dish.

Lb. 25c, postpaid. See Field Seed List for bulk lots.

2050—WHITE KIDNEY.—A most appetizing bean and a heavy yielder. The seed are pure white and kidney shaped and very large.

Lb. 25c, postpaid. See Field Seed List for bulk lots.

2051—RED KIDNEY.—Similar in size and productiveness to the White Kidney. About the only difference is the color of the seed.

Lb. 25c, postpaid. See Field Seed List for bulk lots.

EDIBLE COW PEAS

These peas are grown in almost every southern garden and the varieties offered below are the finest of the table sorts. Plant after warm weather comes, in light drills two feet apart. No thinning should be necessary, but frequent shallow cultivation will materially improve the yield.

2083—LARGE BLACKEYE.—A medium early heavy producing pea that is good enough for any man's table. The vines make a vigorous growth and produce long, well-filled pods in abundance.

Lb. 25c, postpaid. See Field Seed List for bulk lots.

2084—SUGAR CROWDER.—For yield and eating qualities, we do not think that this sort has an equal. The vines grow to medium size and produce an enormous number of pods. These pods are literally crowded with large irregular shaped peas. When cooked the peas are very tender—do not possess a tough skin like some sorts—and have a delightful flavor. One of the earliest peas and also one of the most productive.

Lb. 25c, postpaid. See Field Seed List for bulk lots.

2102—Sunflower

A valuable crop for poultry and good for furnishing support for running beans or vines of all kinds. Ornamental, and can be used for a high hedge to hide unsightly spots. Will produce an enormous crop of seed and grows on almost any kind of soil. Drop several seed in a hill at the desired distance and cover about one inch deep. For a hedge, plant thick, but for seed allow about two feet apart. Sow after danger of frost is past.

Lb. 20c, postpaid. See Field Seed List for bulk lots.



White Kidney Bean

SORGHUM

The sorghums comprise one of our most important forage crops, and in addition to the excellent yield of forage, the syrup is of great value. For syrup, plant Sugar Drip. It makes a better yield of syrup and gives a clearer color. For forage, either Sugar Drip or Early Amber will do. The Sugar Drip contains more sweet sap, therefore runs higher in feed value than the Amber. Sow after danger of frost is past in drills three and one-half feet apart, using from five to eight pounds of seed per acre. Cultivate like corn and cut for forage when the seed are in the green stage. Sorghum makes a good thing to mix with Cow Peas, Soy Beans and Millet when sowing broadcast for hay. It improves the quality of the hay and aids in curing. When sowed in this manner use fifteen pounds of Sorghum with one bushel of the other seed per acre.

2101—SUGAR DRIP.—This is undoubtedly the best of the sugar canes that grow from seed. It makes the finest sorghum molasses of any sort and gives a much better yield of syrup. The syrup is also clearer and much easier to cook than that of other kinds. On account of its high sugar content this variety is very valuable for feeding to all kinds of stock. Sugar is fattening, consequently this sort makes excellent green feed. When grown for feed it may be seeded with cow peas or put in drills and not thinned.

Lb. 25c, postpaid. See Field Seed List for bulk lots.

2100—EARLY AMBER.—The earliest of the sorghums and an enormous producer. On good soils it will grow to a height of ten feet and stool. Can be used for syrup making, but Sugar Drip is better for this purpose. The most desirable variety for forage since it makes a better yield and matures its crop early. Can be sowed broadcast at the rate of one bushel per acre or in a mixture with other seed.

Lb. 20c, postpaid. See Field Seed List for bulk lots.



Mammoth Yellow Soy Beans
SOY BEANS

The Soy Bean is fast becoming our most important legume and hay crop. Its reliability under all conditions has made it a favorite with farmers in all sections. It will grow on almost any soil and will produce a good crop in seasons too dry or too wet for other legumes. It is more reliable and less trouble to cure than Cow Peas and of better feeding value, and just as good for improving the soil.

2049—VIRGINIA.—In the past few years this variety has become very popular for hay making. It is claimed that the Virginia makes a taller and more leafy growth with finer stems and still a good yield of beans. They mature about fifteen days earlier than the Mammoth Yellow so can be grown in the north. Farmers are beginning to appreciate the difference in soy beans, and these hay producing varieties will be used more and more each year, because good leafy hay is far better than bare stalks filled with beans.

Lb. 25c postpaid. See Field Seed List for bulk lots.

2044—MAMMOTH YELLOW.—This is the most popular variety now in cultivation, and for general forage and soil improvement it cannot be equalled by any other. It grows tall and branching, producing a good leaf growth and an enormous crop of beans. It is not so early, but unless there is some particular need for an early variety, we always advise the Mammoth Yellow.

Lb. 20c postpaid. See Field Seed List for bulk lots.

2048—LAREDOS.—A new variety of the small seeded beans which are becoming so popular. This variety was introduced a few years ago as being perfectly wilt-resistant. Seeds are very small. Vines grow tall and make excellent hay. Fruit from ground up, maturing about two weeks earlier than the Mammoth Yellow, and making one of the best beans for a hay crop. This variety may be seeded at the rate of 10 to 15 lbs. per acre in drills thirty inches apart and the vines will meet in the row and make a heavy yield of fine leafy hay. We consider this sort far superior to the large seeded kinds and a much more certain crop.

Lb. 25c postpaid. See Field Seed List for bulk lots.

2104—HAIRY OR WINTER VETCH

Few of our legume crops have such a wide range of uses or such a great value as vetch. It will grow on almost any kind of soil, is one of the greatest of soil improvers, will reseed itself, and make an enormous yield of the very best quality hay. The improvement to the soil will more than repay any farmer for the cost of seeding it, and the hay or grazing comes as a profit. Hairy Vetch is the only one of the winter vetches that is hardy enough to stand the winters of Virginia and North Carolina. Other so-called winter vetches may be all right for the far South, but we cannot use them profitably up here. Hairy Vetch is hardy and will withstand our cold weather. For fall seeding it may be put in from August to October. Spring seeding should be done just as soon as the soil can be worked, not later than March 15. Sow 20 lbs. per acre with one bushel of oats or rye to hold the vines up.

Always inoculate vetches with **FARMOGERM**; compare it with some uninoculated and see the difference.

Lb. 30c, postpaid.


See Field Seed List for bulk lots.

FIELD SEED PRICES

change often during the season, and firm prices cannot be quoted in this catalog. We issue a list of these prices every week during the season. A postal card asking for our new Field Seed Price List will bring you the latest prices on these goods at any time.



Hairy Vetch



Cleveland Big Boll in Virginia

SLATE'S COTTON SEED

We try to secure all of our cotton seed in Virginia or the north portion of North Carolina which is free from Boll Weevil. Further, cotton grown in these sections makes the most desirable seed for planting in the south, because it makes the crop earlier. Early cotton is now in demand all over the cotton belt, since the Boll Weevil does his greatest damage to the late plants. Thus our Northern grown seed will help you combat the Boll Weevil.

2115—CLEVELAND BIG BOLL.—For the southern part of Virginia and all territory south of this State, Cleveland Big Boll is one of the best varieties of cotton. It makes a good stalk growth with light foliage and produces a big crop of bolls. The bolls open fast and leave the lint within easy reach of the pickers. It has a good staple and runs a high percentage of lint. And to these many good features add earliness in maturing with ease of picking. We are confident that taken for years there are few varieties that will pay a greater profit than this, and its ease of handling and picking make it an especially desirable sort for the beginner.

For prices see Field Seed List.

2116—TRICE.—This is one of the earliest cottons and makes a big boll with good lint. It is recommended for planting in Virginia and sections North where early maturity is essential. Its yield has been very satisfactory and we highly recommend this variety to our Virginia customers.

For prices see Field Seed List.

2117—IMPROVED KING.—This is claimed to be one of the earliest cottons in cultivation and is recommended for growing in Virginia or for territory south of here if planting is necessarily late. The King is said to have a medium length staple and runs about the same percentage of lint as Cleveland Big Boll. The stalks grow tall and produce a big crop of bolls. It is not quite so easy to pick as the Cleveland but this is a small matter when a crop is at stake. Where an early cotton is necessary, we think this variety will give satisfaction.

For prices see Field Seed List.

PEANUTS

Peanuts will improve the soil like cow peas, fatten hogs like corn, and make hay almost as good as alfalfa. They are legumes and store nitrogen in the soil, thus improving it. For hog pasturage they have no equal. An acre in peanuts will fatten your hogs just as well as corn and you do not have to go to the trouble of harvesting them. The vines when cut yield a good crop of hay that is almost as good as alfalfa hay. Shell the nuts and plant after the ground has become warm in the early summer or late spring. Drop two or three nuts to a hill, having hills ten inches apart. Rows should be three feet apart. Give frequent shallow cultivation, working the soil up around the plants, until the nuts begin to form. A light sandy soil produces the best peanuts.

2080—SPANISH.—This makes one of the most desirable varieties for hog pasturage. It outyields all others and the hogs will do the harvesting for you. The nuts are small but well filled. When grown for eating, it is a most desirable sort, since the kernels possess a better flavor than those of the Virginia.


Lb. 20c, postpaid. See Field Seed List for bulk lots.

2082—VALENCIA.—Is also known as the improved Spanish. It has all of the good qualities of the Spanish and is larger. Is good for either hog pasture or for growing the nuts for market. Makes long pods which often contain from three to five kernels. Has the good flavor of the Spanish and are comparatively easy to harvest.

Lb. 25c postpaid. See Field Seed List for bulk lots.

2081—VIRGINIA.—This is a bunch variety and therefore can be grown closer together than the other sorts. Nuts grow very large and contain two kernels to the shell. One of the easiest of all to harvest, and a desirable variety for any purpose.

Lb. 25c, postpaid. See Field Seed List for bulk lots.



Virginia Peanuts



SEED IRISH POTATOES

The Irish Potato is the backbone of the garden and should be planted liberally. A small space properly cared for can be made to produce enough potatoes to last the family the entire year and save a great part of the grocery bill. The rules for potato culture are simple, but must be followed. Plant as early in the spring as possible to avoid having the vines come above ground before the last frost. The soil should be made rich with commercial fertilizer. Do not use stable manure, because it spreads disease. Plant in rows three feet apart, dropping cuttings every 8 or 10 inches apart in the row. Cover from four to six inches deep and do not allow the soil to bake over them about time for the sprouts to push out. Give frequent shallow cultivation and never allow the weeds and grass to take them. Cultivate until the blooms appear and then stop. After the vines get some size, begin spraying with our Potato Dust Mixture, which contains Copper Sulphate, to combat blight and poison to kill the bugs. Use this every two weeks and the vines will remain green and healthy until late summer and give a much better crop of well-matured potatoes. Prices on potatoes cannot be quoted in this book, but are given on the Field Seed Price List. Dipdust controls diseases of the potato and increases the yield. See page 5 for full particulars.

2090—IRISH COBBLER.—We consider this the best general purpose potato in cultivation. It is adapted to almost all sections and gives a good yield under any normal conditions. It is a large, pure white potato with a smooth skin and few eyes. It keeps almost as well as the Green Mountain, and much better than others.

2091—EARLY ROSE.—Another good general purpose sort. It is about the same size as the Cobbler, a little more flat in shape, has a pinkish-white meat and clean appearance. Matures in the class with the Cobbler.

2092—RED BLISS.—Also known as the Bliss Triumph. This is one of the earliest varieties in cultivation and for this reason has a place in the home garden and is most profitable for market. Potatoes medium size, rounded, shallow eyes, pink skin, and white meat. It will often mature its potatoes before making its blooms.

2093—GREEN MOUNTAIN.—One of the best Irish potatoes for winter use. It is late in maturing but keeps much better than the average and makes larger, smoother, cleaner potatoes. Every gardener should grow some of these for his winter supply.

2042-100-Day Velvet Beans

The Velvet Bean is an excellent soil improver as well as one of the heaviest producing pasture crops. It can also be grown for hay when sowed with Corn, Sorghum, Soy Beans, or some support crop. It makes a rank growth of vines and when allowed to mature produces an abundance of pods. As a soil improver the Velvet Bean is far ahead of the Cow Pea or Soy Bean, owing to the fact that it makes so much more growth of vine and the nitrogen added to the soil is in proportion to the vine growth. As a pasturage crop it has few equals. The general plan when planting for pasturage is to plant with Corn or Sorghum, dropping the beans along in the rows with them. The vines run up on the Corn or Sorghum stalks and in the fall the cattle or hogs may be turned in and will keep fat. One-half bushel of Velvet Beans with one gallon of corn or five pounds of Sorghum seed will plant an acre. When sowed broadcast for hay, the beans should have some support crop. For this ten pounds of Sorghum and one-half bushel of Velvet Beans or one-half bushel of Velvet Beans and three pecks of Soy Beans per acre. Do not attempt to plant Velvet Beans until about May or after the ground has become warm. This 100-Day or Early Speckled variety is the earliest one known and much to be preferred to the later kinds.

Lb. 20c, postpaid. See Field Seed List for bulk lots.

Benefits of FARMOGERM are two-fold. First, it increases the inoculated crop; secondly, FARMOGERM improves the soil for future crops.



The Cow Pea Is The Farmer's Fertilizer Factory

Inoculate this
Seed with
FARMOGERM

COW PEAS

Every farmer cannot but realize the value of the Cow Pea as a soil-improver and as a hay crop. We do not know of a more extensively grown legume than the old Cow Pea, and we believe that the farmers are making no mistake by sowing them. As a soil-improver, we think it invaluable, and as a hay crop almost as good. There are endless ways and combinations in which peas may be sowed to advantage. Peas make better hay when sowed with some other crop than they do alone. Such a crop as Millet, Sorghum, Kaffir Corn, etc., are a great help in curing the pea hay. We have noted many of our agricultural writers and other such men are advising the farmers that fertilizer, or rather nitrogen, when used under peas, is thrown away. Our experiments have led us to believe that nowhere is a little nitrogen more beneficial than under a crop of peas. Any large quantity might be wasted, but a little helps to give the vines a start. Fertilize with a little ammonia or nitrogen when growing the crop for hay, and acid phosphate for seed.

2088—BLACK.—An early maturing variety that produces the most luxuriant growth of foliage of any. On good land this pea will grow very tall and then commence to run. It makes a splendid variety for sowing with some other crop. Very prolific and the best of all for hay.

Write for prices.

2086—MIXED CLAY.—This is not a new variety, but merely a market name for the Clays when they become mixed. For general purposes this kind is as good as the straight variety.

Write for prices.

2087—WHIPPOORWILL.—A standard variety, well known to the farmer. The seeds are of medium size and speckled. The vines are upright, and for this reason are easier to cut and cure than any other variety. Early and in all respects a good variety.

Write for prices.

2089—MIXED COW PEAS and SOY BEANS.—We can supply Cow Peas and Soy Beans mixed in the proportions that they should be sowed. We use only our best grade of seeds in making this mixture.

Write for prices.

2085—Canada Field Peas

Once a farmer tries this forage crop he will become wedded to it. It has some very decided advantages over most of the other forage crops and deserves every farmer's careful consideration. It can be sowed at a time when there is no other farm work to do. It will produce just as large or a larger yield than cow peas and improve the soil just as much. The hay comes in during the early summer before any other hay is harvested, and at a time when hay is needed the most. Further, the hay is high in feed value and greatly relished by stock. Prepare the land just as early as possible. Then, during February or March or even up to the first of April if necessary, seed in Canada Field Peas and Appler Oats. One bushel of each per acre. This pea also makes an excellent early pasture for either hogs, cattle or horses. Here is an opportunity for turning a dull season on the farm into a most profitable one.

Lb. 20c, postpaid. See Field Seed List for bulk lots.

No matter how well your cow peas grow, inoculate them with **FARMOGERM** and see the difference.

FERTILIZERS

4055—VIGORO

4055 Vigoro.—This is a new fertilizer, scientifically prepared and highly concentrated. One hundred pounds of Vigoro will produce better results than four hundred pounds of ordinary fertilizer. This is due to the fact that Vigoro is a complete plant food containing about fourteen different elements that enter into the make up of a plant. Vigoro is the ideal fertilizer for the garden, lawn, while ordinary fertilizers contain but two or three elements. Vigoro is the ideal fertilizer for the garden, lawn, shrubs, plant bed, truck patch or any place where an efficient plant food is needed. For complete information, see page 77.

Price—5 lbs. 50c, 25 lbs. \$1.75, 50 lbs. \$3.00, 100 lbs. \$5.00. Postage extra 5 lbs. 12c, 25 lbs. 32c.

4054—SHEEP MANURE

This is a natural plant food and soil conditioner. It is dried, sterilized, and all weed seeds are killed. It makes an ideal fertilizer for house plants, flowers, vegetables, fruits, lawns, and trees. It is easier to use than most commercial fertilizers, and owing to the humus contained gives better results. If you want a safe, clean garden fertilizer that will make the plants produce their best, use this. Ten pounds to one hundred square feet of surface should be sufficient. Mix the manure with the soil thoroughly for quick results. Price—2-lb. carton 35c, postpaid. Not postpaid, 10 lbs. 75c, 25 lbs. \$1.00, 100 lbs. \$3.00, 500 lbs. \$13.50, ton \$49.25.

4056—3-8-3 GUANO

This is a high grade tobacco or vegetable fertilizer, suitable for anything that grows. We especially recommend this for gardens, truck patches, etc. May be had in either 100 or 200 lb. bags.

100 lbs. \$2.00, 200 lbs. \$3.25, by freight.

4053—BONE MEAL

This makes an ideal lawn fertilizer since it becomes available slowly and furnishes plant food for a long time after being applied. Also an excellent thing for all grass and hay crops, as well as grain. Price—\$6.00 per 200-lb. sack, by freight.

4060—PLANTLIFE



A complete fertilizer designed to keep house and garden plants growing. It is clean, almost odorless, and put up in attractive tin cans. One teaspoonful will fertilize a 5-inch pot. Or mix one teaspoonful with each quart of soil by stirring it into the top of the soil. It is more lasting in its effects and one application should keep the plant growing for a month. Price—50c per can, postpaid.

4051—Nitrate of Soda.—A quick acting source of nitrogen which causes immediate growth. It is not a complete fertilizer so is recommended only for forcing young plants. A teaspoonful dropped on the soil directly over the roots of the plant will cause it to grow rapidly. Do not allow to touch foliage. Lb. 20c, postpaid. Write for prices on bulk lots.

4052—Top Dresser.—A quick acting fertilizer for tobacco or any young plants. Causes immediate growth, prevents the plants from becoming tough while young, and is good for any plant that is to be forced. Apply as directed for Nitrate of Soda. 12-lb. bags 90c each. Postage extra.

Conkeys Poultry Feeds



Cheap poultry feeds do not save money. Any poultryman who tries to save a few dollars on his feed bill by using inferior materials is losing many times what he saves. As we all know there are many poultry feeds that are made from by-products of various kinds. These may be clean or they may be half dirt. They may be sweet and good or they may be damaged. One thing, however, is certain, it does not pay to feed poultry on doubtful feed. After many years of trying out these unknown lines, we have decided to list the

Conkey Line of feeds. This is after we have thoroughly investigated the line and know that it is the best to be had in this country. Every one of their feeds are made from clean, sound materials, no by-products, no musty stock. A sample of any of these feeds will be cheerfully mailed you to prove what we have said.

4200—Conkeys Buttermilk Starting Feed.—From the time the chicks start to eat until they are five weeks old this should be the basis of all their feed. It is made of oatmeal, wheat middlings, cornmeal, granulated bone, and semi-solid buttermilk. This is the critical stage in the chicks life and this feed is designed to ward off much of the danger of loss. Packed in 5-lb., 25-lb., and 100-lb. bags. 5 lbs. 60c, 25 lbs. \$1.75, 100 lbs. \$5.00, not postpaid.

4202—Conkeys Chick Grains.—Composed of hulled oats, cracked wheat, and cracked corn. This feed is thoroughly clean and free from the flour of either wheat or corn. It is all feed. Packed in 100-lb. sacks. \$4.00 per 100 lbs.

4203—Conkeys Buttermilk Growing Mash.—Buttermilk, wheat middlings, wheat bran, corn meal, ground barley, hulled oats, bone, meat scrap, bean meal and oil meal all go into this mash. Start to feeding at eight weeks and it will hasten young chicks to maturity or market. Packed in 100-lb. bags. \$4.50 per 100 lbs.

4204—Conkey's Growing Grains.—This is a grain feed for the growing chicks when they are too large for the chick grain. Made of medium cracked corn, wheat, and hulled oats. Packed in 100-lb. bags. \$4.00 per 100 lbs.

4201—Conkeys Buttermilk Laying Mash.—The analysis of this feed shows 20% protein with only 6% fibre, so its quality is assured. It is made of buttermilk, corn meal, ground barley, wheat bran, wheat middlings, oil meal, bone, meat scrap, bean meal, and salt. This feed is designed to keep the flock at the peak of production when eggs are high. Packed in 100-lb. bags. \$4.00 per 100 lbs.

4206—Conkeys Scratch Grains.—No screenings or any off-quality grains are used in this feed. Get a sample and compare it with other scratch-feeds you have been using. Made of wheat, cracked corn, kafir corn, barley, buckwheat, and sunflower seeds. Packed in 100-lb. bags. \$3.50 per 100 lbs.

4208—Conkeys Pigeon Feed.—Made of peas, kafir, wheat, buckwheat, and millet. All grains are sound and plump and any flock should thrive on this high grade feed. Packed in 100-lb. bags. See Field Seed List for prices.


4205—Meat Scrap.—All chickens need protein, and this meat scrap is the best form of this valuable element. Can be made into a mash or put in hopper as it is and kept before the flock. Price—\$5.00 per 100 lbs., by freight or express.

4209—Prepared Charcoal.—Nothing is better for keeping the fowls free from bowel trouble. Place in hopper where they can get it at all times. Two sizes, medium and fine. \$2.25 per 50-lb. bag, by express; 25c per package, postpaid.

4207—Crushed Oyster Shell.—Supplies both grit and lime. Comes in two sizes, coarse and fine. Specify size when ordering. Price—10c per lb., postpaid, or \$1.25 per 100 lbs., by freight or express.


4210—Limestone Grit. Price—10c lb., postpaid. \$1.25 per 100 lbs., by freight.

POULTRY SUPPLIES



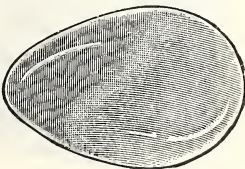
4250—Brood Coop.—This coop makes caring for little chicks a pleasure instead of a worry. It gives absolute protection against hawks, rats, vermin, and storms. You can put bidy and her brood in this coop and know that nothing will happen to them. The body of the coop is made of strong galvanized steel. Has a removable bottom, which makes it easy to clean. Price—\$2.50 each, by express.

4274 — Ten Quart Feeder.— Strong, durable, easy to clean and fill. 7 in. high, 8½ in. wide, 21 in. long, 32 openings. Holds ten quarts of mash. Just the thing for the brooder or large flocks. Price \$1.50, postpaid.

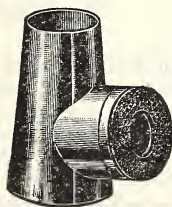


4275—Seventeen Quart Feeder.—Same as above except it is 35 in. long and has a capacity of 17 quarts. Suitable for birds of most any age. Price \$2.00, postpaid.

4251—China Nest Eggs.—These are good imitations of the real egg and are much better to leave in the nests than real eggs. Price, 3 for 20c; 1 doz. for 45c; 100 for \$3.00, postpaid.




4253—Feeder and Exerciser.—This is a necessity on every poultry farm. Simply fill with grain and hang where the fowls can reach it, and they will feed themselves and get much good exercise at the same time. Holds sixteen quarts. Price—\$2.25 each, by express.



4260—Egg Tester.—Fits any 2-burner and enables you to pick out the infertile from the fertile eggs. Testing out bad eggs will help you to hatch more chicks. Price—35c each, postpaid.

4032—Hand Sprayers.—Capacity, one quart. The thing for spraying small houses, boxes, or any small amount of spraying. Price—75c each, postpaid.


4257—Mason Jar Fountain.— These are the best and most inexpensive of fountains and especially valuable for the small chicks. Fit any mason jar in pint, quart, or two-quart size. We do not supply the jar. Price—10c each, postpaid.



4261—Brooder Fountain.— This is a wall fountain designed to fit into one corner of the brooder. Hangs from a hook and prevents chicks from getting their feet in the water. Capacity, one quart. Price—30c each, postpaid.

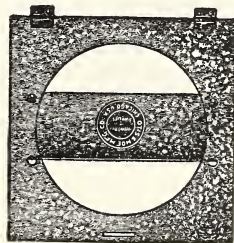


4262—Wall Fountain.— This is the most sanitary of all drinking fountains. Hangs from the wall where fowls cannot scratch dirt into the water. Has a removable bottom and is easily cleaned. Capacity, one gallon. Price, 75c each, postpaid.




4258—Grit and Shell Hopper.— Made of strong galvanized iron and will last for years. Has three compartments for mash, shell, charcoal, etc. Price—\$1.25 each, postpaid.

4264—Trap Nest Front.—A never-fail front with which you can easily construct your own trapnest. It is an essential on every well-conducted poultry yard. It gives exact egg records and makes a good place for brooding hens. Price, 65c each, postpaid.




4252 — Round Chick Hopper. — This is just the thing for feeding a flock of young chicks, and it will soon save its cost in feed. Height 14 in., diameter of hopper 7½ in., diameter of pan 12 inches. Neatly made of galvanized steel with a lid that can be lowered at night to keep out rats and mice. Price—\$2.00 each, postpaid.






4266—Feed Bin.—These Galvanized Iron Containers will save their cost in feed that the rats destroy. It has a capacity for one hundred pound sack of feed and should last a lifetime. Price—\$3.75 each, by express. Shipping weight about 35 lbs.





4270—Improved Mash Hopper.—This hopper is inexpensive and will serve every purpose for the small flock. It is eighteen inches in width and will care for a number of birds. They are great savers of feed. Price—\$2.40 each, postpaid.

4267 — Sanitary Steel Nests.—These are made in three compartments and can be placed on a shelf, rack or against the wall. They are convenient, sanitary, and vermin-proof and each nest is large and roomy. Price for each section as shown, \$3.25. Shipping weight about 30 lbs.




4271—Thermo Fountain.—Every good poultryman knows the value of cool water in the summer and warm water in winter for his flock. This fountain is designed to give this without trouble or any great expense. It is easy to handle and keep clean. Capacity, two gallons. Price—\$4.00 each, by express. Shipping weight, 27 lbs.



4262—Baby Chick Feed Hopper.—Keeps the feed clean and prevents the chicks from wasting it. 8 inches high and 10 inches wide. Can't clog. This is an ideal feeder for small flocks. Price—\$1.50 each, postpaid.

4269—Mammoth Feed Hopper.—For feeding dry mash to large flocks this hopper cannot be beat. It is well made of strong material, has a capacity of 1½ bushels, with a lid to close against rats at night. Being round allows the maximum number of birds to get at it. Price, \$6.50 each, by express. Shipping weight, 60 lbs.



4273 — Sunlite Oat Sprouter.—In the South there is very little need for heat in sprouting oats. Just buy this inexpensive sprouter and place it in front of a window. May be made any size desired by adding extra sections of three trays each. Price, 3 trays, \$4.75, complete. Extra 3-tray sections, \$1.75 each, by express.



4275—Round Chick Feeders.—This economical little feeder is just the thing for small flocks. It is made of galvanized sheet steel and is very durable. May be used for either water or

feed. Cover is easy to remove, making cleaning and filling easy. Price—15c each, postpaid.

4277—Double Feeding Trough.—Made of the same material and on the same pattern as No. 4276, but is 20 inches long and contains twenty holes. Has double the capacity of the above. Price—45c each, postpaid.

4276—Double Feeding Trough.—Nothing more desirable can be found in an inexpensive feeder. It is ten inches long, has ten holes in it and a partition in the center so that feed and water can both be fed in the same trough without mixing. Made of heavy galvanized iron. Price—20c each, postpaid.



I like all of your seeds, plants, and bulbs. I have been planting Slate's Seeds for four years and everything I get from you is fine. Conkey's White Diarrhea tablets are grand. I used them last year and never had a sick chick.

MRS. J. B. HAMPTON.

March 23, 1925.
Roduco, N. C.




4265—Punch.—For marking baby chicks or larger chickens. Substantial and well finished in nickel. Does not pinch the foot. Price—60c each, postpaid.


4254—Leg Bands.—These bands are made of celluloid and adjust themselves to the size of the fowl's leg. They come in twelve colors and six sizes. One size each for turkeys or very large chickens, Plymouth Rocks and other large breeds, Leghorns, Bantams, Pigeon and Baby Chick. Be certain to give the size desired when ordering and state the number of colors if you wish more than one color of bands. Price, 15c doz., 25 for 25c, 50 for 45c, 100 for 75c, postpaid.

4255—Drinking Fountain.—Made of heavy galvanized iron, filled from bottom. Capacity, one gallon. Price, 90c each, postpaid.

4256—Fountain.—The same in every respect as the above except of one-quart capacity. These are most convenient and easily cleaned fountains. Price—45c each, postpaid.




4263—Heater.—This heater is designed for use in connection with the No. 4262 wall fountain to maintain a supply of fresh water for the fowls during freezing weather, but it can be used with any of the fountains. This heater holds enough kerosene to last for seven days. Price, \$2.00 each, postpaid.



4259—Automatic Chick Greaser.—This is a great time-saver for the poultryman. Formerly the only method of getting rid of the head lice was to catch each chick and rub grease on its head. This process is very slow and involves untold work. The Automatic Greaser will do the work on any size flock without any labor at all. The wick around the upper part of the greaser is saturated with

Conkey's Head Lice Ointment or a mixture of two-thirds lard and one-third kerosene oil. Then the lower pan is filled with food and every chick greases himself as he eats. Price, \$1.40 each, postpaid.

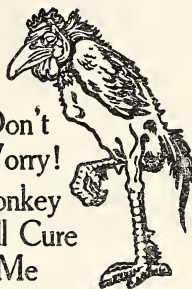


LET US HELP YOU SOLVE YOUR POULTRY PROBLEMS

We have a book dealing with every phase of poultry work from building the house to selling the mature birds and eggs. It is a complete education and deals with every known poultry disease. This book is free if you tell us the size of your flock and state whether you raise poultry for your own use or for sale.

If you have trouble in keeping your flock healthy and profitable, write us fully giving all details and we will gladly recommend methods of relieving the trouble. We maintain a library pertaining to poultry diseases, feeding, etc., and have had years of experience with the actual work. If we can ever be of service to you, we will gladly do what we can and there is no charge.

PROVEN POULTRY REMEDIES



Don't Worry!
Conkey Will Cure Me

Every remedy we list is fully guaranteed to give satisfactory results or your money will be refunded. Successful poultrymen do not wait until disease has appeared in the flock before having remedies, but keeps them on hand at all times. A remedy for all of the more common poultry diseases should be on hand at all times, since it means the saving of many valuable fowls to be able to check diseases before they get a good start. If at any time you are in need of advice regarding the care and handling of your flock, write us and we will gladly give you the benefit of our experience along these lines.

Conkey's Lice Powder.—An effective means of ridding both old and young birds of body lice.

- 4218— 5-oz. pkg. 15c, postpaid
- 4219—15-oz. pkg. 35c, postpaid
- 4220— 3-lb. pkg. 75c, postpaid

Roup Pills.—Almost all flocks are affected with roup during cold, wet weather. A package of these pills may be the means of saving many valuable birds for you.

- 4226—Per package 25c, postpaid
- 4226B—Per package 50c, postpaid
- 4226C—Per package \$1.00, postpaid

Gape Remedy.—A safe, efficient remedy for the deadly gape worms that kill so many chicks.

- 4227—Per package 25c, postpaid

Canker Special.—Checks cankerous growths and sores and soon restores the bird to normal. Also a most efficient remedy for bronchitis.

- 4235—Per package 50c, postpaid

Diarrhoea Remedy.—Diarrhoea is one of the most common and deadly diseases of both young and old chickens. These tablets should be kept on hand at all times, and a dose given the flock every two weeks as a preventative. It is one of the best remedies. Full directions on each box.

- 4224—Per package 25c, postpaid
- 4224B—Per package ... 50c, postpaid
- 4224C—Per package .. \$1.00, postpaid

Poultry Worm Remedy.—Quickly rids the birds of many of the troublesome worms.

- 4236—Per package 25c, postpaid

Blackhead Remedy.—A most valuable remedy for turkey breeders, since this is one of the most common diseases of the turkey.

- 4238—Per package 50c, postpaid



Head Lice Ointment.—Head lice destroy thousands of little chicks every year. Just a dab of this ointment on the top of the chicks' heads will remove this danger and prove absolutely harmless to the chick.

- 4222—1-oz. Tube 15c, postpaid
- 4223—3-oz. Tube 25c, postpaid

Sodium Fluoride.—For killing lice and vermin. This is not a patented lice powder, but a known product recommended by the U. S. Dept. of Agr. for killing poultry lice. It comes in a handy sifter-top can that makes it easy to dust the fowls, and it has been found to be the most effective lice killer of all. Each package is labeled with government instructions for applying.

- 4221—Per package 35c, postpaid





Conkeys Poultry Tonic.—The manufacturer declares this to be an all medicine tonic, free from red pepper and all filler. Valuable for young chicks during the growing period and for old birds during molting season, or to maintain good health in the flock.
4241—Per package30c, postpaid
4242—Per package60c, postpaid

Limberneck Remedy.—Helps to save the fowls that suffer from Limberneck or Ptomaine poisoning.
4239—Per package50c, postpaid

Avicol.—A most highly recommended remedy for Diarrhoea and other bowel troubles of little chicks. Simple to use. Just add a little to the drinking water.

Our guarantee of satisfaction or money back goes with every purchase.

4230—Per package 50c, postpaid

Conkeys Noxicide.—This is a dip and disinfectant which will be found indispensable in the poultry yard and on the farm. For red mites in hen houses, paint the roosts and runs with this liquid full strength. For killing lice and disinfecting, mix with water as per instructions on can. Every poultryman and farmer should keep a can of this preparation on hand at all times.


4243—One-quart cans, \$1.00, postpaid.

4244—One-gallon cans, \$2.00 by express.



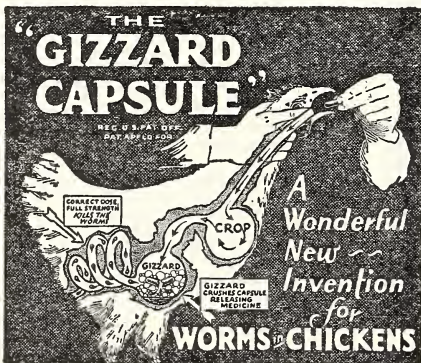
Sulphur Candles.—Exclude all birds from the house and stop all cracks possible and then burn these candles to destroy disease germs, lice, and mites. It is one of the simplest and most efficient disinfectants. The candles offered are of 4-oz. size. One is large enough for the average box or hovel. For poultry houses use about one candle to every two hundred cubic feet of space.

4233—15c each, 2 for 25c, dozen \$1.25, postpaid.



Don Sung.—This is a new discovery for stimulating the egg-laying organs of the hen and making her lay regularly in any season. It does not force or hurt the hen in any way. Rather it serves as a general tonic and improves her condition. It is especially desirable for hens kept on close range during the summer and for all hens during the winter. We fully guarantee this material to our customers and wish them to get satisfactory results or we will refund their money.

4231—Small size50c, postpaid
4232—Large size\$1.00, postpaid



Easy to use. Safe and efficient. Chick size \$1.00 per 100. Adult size 50 for \$1.00, 100 for \$1.75, postpaid.

Poultry Laxative.—A good purgative is often essential in cases of Diarrhoea, Cholera, and Indigestion.
4234—Per package25c, postpaid

Cholera Remedy.—Keep a package on hand and put a little in the drinking water once a week. This will act as a preventative and cure for any affected birds at the same time. This is a most valuable remedy.

4225—Per package25c, postpaid
4225B—Per package50c, postpaid
4225C—Per package\$1.00, postpaid

Sore Head Remedy.—Each package contains a powder for giving the fowl to correct blood impurities and a salve for putting on the sores.


4240—Per package25c, postpaid

Lice Liquid.—Mix one quart with fifty quarts of water and you have an effective spray for cleansing the poultry house and killing lice and mites.

4228—Per quart can75c, postpaid

Scaly Leg Remedy.—Scaly leg is caused by a mite that burrows into the skin. This remedy is designed to remove the cause and restore the bird's skin to its normal smoothness.

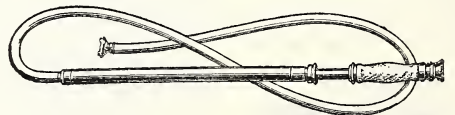
4237—Per package25c, postpaid



Bourbon Remedy.—This is the best general purpose remedy we have ever used. It is valuable for most of the common diseases of poultry and especially good for little chicks during their first eight weeks. The best way is to use it as a preventative, but it can be relied upon to cure Diarrhoea, Roup, Cholera, Gapes, Canker, Indigestion, etc. It is a combination of certain salts and acids which cleanse the fowl's system, give them their appetite and keep them in healthy condition.

4215—Trial size ..\$.65, postpaid
4216—Half pint .. 1.00, postpaid
4217—Full pint .. 1.50, postpaid

STANDARD SPRAY PUMP



The Standard is nothing more than a well-made "squirt-gun," provided with a proper outfit of nozzles. Thus a spray pump of unusual simplicity and durability is obtained. Each pump is equipped with three and one-half feet of hose, a strainer, and complete set of nozzles. If desired, a knapsack and potato extension rod for spraying low-growing crops can be obtained.


The Standard will throw four streams that fully cover every spraying need. Without a nozzle, it throws a heavy stream for washing the automobile or putting out fires. A nozzle for spraying whitewash and other heavy materials is supplied, and one for a medium spray and another for very fine spray.

Every Standard is fully guaranteed against defects for five years. It is made of the best brass and has no parts to get out of order. It will spray orchards, vines, truck crops, whitewash, cattle dip, and disinfectants, fight fire, or wash automobiles.

Price List—Postage Extra

4024—Pump, Hose, and Nozzles as shown above ..\$ 5.50
4025—Knapsack, Extra 4.00
4026—Potato Extension Rod, Extra 1.50
4024-25-26—The pump complete with Knapsack and Extension Rod, as shown below 10.00

Standard Pump with "Potato" Extension and No. 3 Nozzle Attached to Knapsack





ASPARAGUS

For the beetles use Arsenate of Lead either as a dust or liquid spray. If dust apply full strength with a dust gun. If liquid use 2 lb. to 50 gal. water. For rust, dust with Copodust or use in solution.

MELONS

For the Beetles on all kinds of melons use A-1 Nicotine Dust with a small quantity of Arsenate of Lead added. This should be applied late in the afternoon with a dust gun. For Blight and Wilt use Copodust.

BEANS

For the Bean Beetle, dust the vines on the under side, using a Model BX Feeney Duster and a mixture of one part Calcium Arsenate and seven parts lime. Or use Acme Bean Beetle Dust.

ONIONS

For the Onion Aphis use A-1 Nicotine Dust applied with a dust gun in liberal quantities. This dust, when it strikes the body of an Aphis, kills it instantly.

CABBAGE

For cabbage worms dust with Arsenate of Lead. This does not harm people eating the cabbage because the leaves head up from the inside. For Aphis use A-1 Nicotine Dust.

POTATOES

It is best to use Garden Guard since this kills both bugs and blight and one dust does the work for both. Arsenate of Lead will kill the bugs and Copodust should be used for the blight.

CELERY

For blight use Copodust, dusting every two weeks after the plants attain some size. Usually three dustings is sufficient.

SPINACH

Spinach is often attacked by the Aphis or plant lice, but a dusting of A-1 Nicotine Dust will rid the plants of them.

CUCUMBERS

For the Beetles use A-1 Nicotine Dust, applying it in the late afternoon or early morning when the bugs are at work. For blight add a little Copodust to the Nicotine Dust just before applying.

SQUASH

For the Beetles and Aphis use a mixture of A-1 Nicotine Dust with a little Arsenate of Lead added. For the large sow bugs, place a board near the vines and the bugs will hide under it in the day. Take up board and kill the bugs.

GRAPES

For Mildew and Black Rot use Copodust. This may be applied either dry or in liquid form. For Mildew alone Sulfodust is good. For the Leaf Hoppers dust with A-1 Nicotine Dust.

TOMATOES

Blight and Wilt destroy a large part of the tomato crop each year. The vines can be kept green and bearing by dusting every two or three weeks during the season with Copodust. Arsenate of Lead will kill the tomato worms.

KALE

For the Aphis dust with A-1 Nicotine Dust, using it full strength always. The dust spreads and rises under the foliage, touching the lower leaves better than any liquid spray could do.

TOBACCO

Use nothing but a good grade of Arsenate of Lead full strength applied at the rate of five pounds per acre on full grown tobacco. Small tobacco can be dusted with three pounds per acre.

FLOWERS

Nearly every flower plant has some insect or disease to attack it. Of the insects there are generally two classes, the sucking bugs such as Aphis or plant lice and the chewing bugs that eat the foliage. Then there are the soft-bodied insects like Mealy bugs that is seen on Coleus, Palms, etc., at the joints of the plant. The Nicotine Dust or Thrip Juice as a liquid spray will kill all plant lice and soft-bodied sucking insects. Arsenate of Lead or Bug Death will kill the chewing insects. A dust is generally much easier to apply than a liquid spray and it spreads in the foliage of most plants better than liquid. After dusting house plants always give them a bath with hose to clean them up. We are always glad to answer questions and aid you in any manner possible. Call on us.

SPRAY MATERIAL

Bug Death will kill every kind of chewing insect, yet is perfectly harmless to human beings and animals of all kinds. It can be used in perfect safety around the house where children are and in the garden or yard which the fowls use. It will not burn even the most tender foliage and is easy to apply. Can be used as a dust or liquid spray but the easiest manner of applying is in the dust form just as it comes out of the package. Do not mix with lime, ashes, or any carrier.



4075—1-lb can, 25c, postpaid

4095—Cut-Worm Killer.—For use as a poison bait against cut-worms and slugs which do so much damage to young plants. It is easy to use. Just drop a very small quantity near each plant. It is prepared so as to attract the worms, and once they get it, you will have no more trouble with them. Price—lb. 35c, by express.

4096—Fish Oil Soap.—This is a contact insecticide for softshell or sucking insects. It is not poisonous, and is sure death to plant lice and similar sucking bugs. One pound makes 8 to 10 gallons of spray. To one pound of soap add one-half gallon of hot water. When the soap is thoroughly dissolved add from 7 to 9 gallons of cold water. Fish Oil Soap is much safer to use on very tender plants than Kerosene Emulsion, since the kerosene often damages a plant where it is applied too strong. This can be sent through the mails. Price—lb. 35c, postpaid.

4102—Sulfodust.—This is a high grade of Sulphur in the best mechanical condition for spreading. It is the remedy for Mildew of roses and other plants. May be used alone or in combination with other materials. Nonpoisonous and available. 1 lb. 15c, 5 lbs. and over at 10c lb., postpaid.

4076—A-1 Nicotine Dust.—This dust contains a high percentage of very active Nicotine Sulphate in combination with lime, which increases its effectiveness. Nothing better can be found for sucking bugs, aphids or plant lice, etc. This is the dust for use on melons, cucumbers, squash, etc., and for killing most of the insects that destroy flowers. It is a poison and cannot be mailed. Price—1 lb. cans 40c, 5 lb. can \$1.75, by express.

4084—Garden Guard.—This is made up of Calcium Arsenate to kill all chewing insects, with Copper Sulphate to prevent blight and other diseases. This dust is especially valuable for crops liable to damage from chewing insects and blight, since it is a dual purpose spray. It is well to use it for all truck crops requiring a poison for chewing insects. Cannot be mailed. Price—1 lb. 25c, 5 lbs. \$1.00, 10 lbs. \$1.75, by express.

4077—Copodust.—This material is composed of 15% Copper Sulphate and is used for control of blight and other diseases. It may be combined with the Nicotine dust, Arsenate of Lead, Sulphur Dust, or almost any insecticide. Especially valuable for potatoes, tomatoes, melons, cucumbers and all crops subject to blight. Price—1 lb. 30c, 5 lbs. or more at 25c lb., postpaid.

4078—All-In-One Dust.—This is made especially for the home garden where an insecticide for both chewing and sucking insects is needed. All-in-One Dust combines both poison and nicotine, and if a little Copodust is added just before using, an all-purpose insecticide and fungicide is to be had in the same dust. Price—1 lb. cans 40c, 5 lb. cans \$1.50, by express.

4104—Tobacco Extract.—A 4% Nicotine solution used for killing thrips, plant lice, and sucking insects. This extract and Fish Oil Soap mixed make a most effective spray at a very small cost. One pound of Fish Oil Soap, ½ pint of tobacco extract and 10 gallons of water. Price, ½ pint cans, 60c, by express.

Dry Lime Sulphur.—Used to control the San Jose Scale on peach, plum and all stone fruits. It is put up in powdered form and can be readily mixed with water as needed. Saves a large part of the freight in shipping and is otherwise cheaper than the liquid. For the dormant spray against such troubles as San Jose Scale, Oyster Shell Bark Louse, etc., use 15 lbs. of Dry Lime Sulphur to 50 gallons of water. For summer spraying against fungus diseases, such as Apple Scab, etc., on all seed fruits, such as apples, pears, quinces, etc., use from 2 to 3 lbs. of Dry Lime Sulphur to 50 gallons of water in combination with the usual proportion of Dry Powdered or Paste Arsenate of Lead. For the summer spray on all stone fruits such as peaches, plums, etc., use from 1 to 1½ lbs. to 50 gallons of water in combination with the usual strength of Arsenate of Lead.

4086—1-lb. package\$.35, postpaid
4087—5-lb. package 1.60, postpaid
4087—10-lb. package 2.50, by express
4088—25-lb. package 4.00, by express
4089—50-lb. package 6.00, by express

4091—Farmers Bug and Blight Combination.—This is a collection of insecticides and fungicides that will be needed on every farm and is selected to fill almost every common need. It will save many times its cost. Each collection contains—

5 lbs. A-1 Nicotine Dust\$1.50
5 lbs. Garden Guard 1.25
3 lbs. Copodust90
4 lbs. Bean Beetle Dust 1.00
1 Feeney Dust Gun 1.60
	\$6.25

This collection \$5.50, by express.

Arsenate of Lead Powdered.—The standard poison for tobacco worms, potato bugs, and all chewing insects. It can be used in solution as a wet spray or dry as a dust. As a wet spray, one pound will make from 20 to 50 gallons according to the tree or crop sprayed. For use as a powder, do not mix with ashes or any carrier, but apply with a dust gun just as it comes from the can. For tobacco, from three to five pounds per acre will be needed according to the size of the plants. For potatoes, use from five to seven pounds per acre. Arsenate of Lead is a poison and cannot be sent through the mails.

4080—1-lb. packages\$.40
4081—4-lb. packages 1.15
Case of 12 4-lb. packages	for \$10.00.

4093—Thrip Juice.—A jelly substance containing Nicotine and Resin soap. We have given this a thorough test and found it to be one of the best sprays for killing green or black lice, and similar soft-bodied insects on flowers, vegetables or any growing plant. A pint can will make from five to ten gallons of spray. Pint cans, 75c, postpaid.

4103—Hammond's Slug Shot.—A safe insecticide for use on all kinds of vegetables, flowers, and house-plants. It is not poisonous and will not injure even the most delicate foliage. Also good for killing lice on poultry. May be applied with a Feeney dust gun or any good duster. Can be sent by mail. 5 lbs. 65c, postage extra.

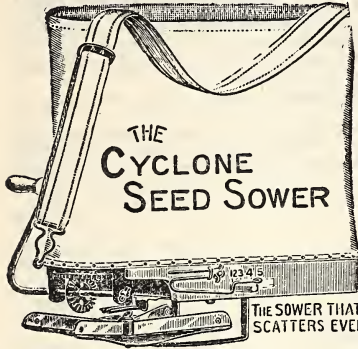
4097—Powdered Hellebore.—This is a powdered substance made from the roots of Hellebore. It is not poisonous to human beings, but is instant death to insects. It is especially desirable to use on cabbage and other fruits and vegetables when almost ripe. Apply dry just as it comes from the package with a dust gun. It can be sent through the mails. Price—½ lb. 50c, postpaid.

4098—Kerosene Emulsion.—Another very effective spray for plant lice, thrips, and similar soft-bodied insects. Quart cans, 75c each, postpaid.

4074—Acme Bean Beetle Dust.—The Bean Beetle has proven one of the worst pests our gardens have ever known and we believe that in this preparation we have a most effective means of fighting him. Use this powder dry as it comes out of the can and dust it on the under sides of the foliage with a Model BX Feeney Dust Gun. Use a good heavy application of about fifteen to twenty pounds per acre. One pound to 200 yards of row. This is a poison and cannot be sent through the mails. Price—1-lb. can 30c, 4-lb bags 75c, by express.



GOOD TOOLS REDUCE LABOR

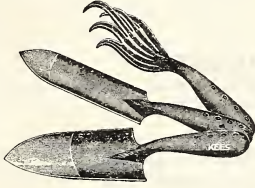


4001— CYCLONE SEEDER


This is a very light machine of simple construction used for sowing all kinds of seeds—Wheat, Oats, Rye, Barley, Grass, Clover, Rape, Vetch, Beans, Peas, and in fact anything that has to be sowed can be handled in this one machine. The adjustment for the different kinds of seeds is in easy reach,

and can be made by anyone in two minutes. I have tried many different makes of seeders, but have never found any that did better work than this. From actual experience in my own fields, I consider this the most economical and practical machine that has ever been placed on the market. Distributes evenly and cannot clog. Price—\$2.25 each, postpaid, or \$2.00 by express.

4018—Garden Set.—These sets are essential around every home and no woman should be without one. The set consists of a hand weeder, a planting trowel, and a lifting or potting trowel. All are made of pressed steel with blue lacquer finish. The complete set may be had for 85c, postpaid.



4032—Hand Sprayers.—These handy sprayers are always useful around the farm, garden, or poultry house. They have a capacity of one quart and are easily operated. Price, 75c each, postpaid.




4020—Yellow Jacket Dust Gun.—A good gun for large fields. It is the cranking kind and will do good work on all crops. Bolted together so that it can be taken apart at home. Brush feed, large hopper and feed-pipe. Price, \$13.50 each.



MODEL D FEENEY GUN

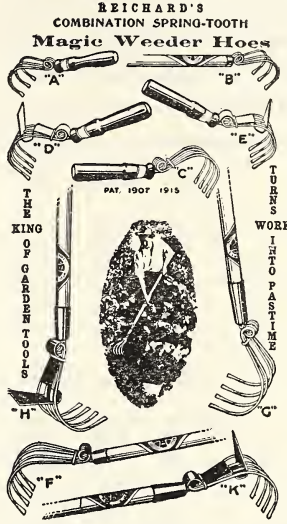
Feeney Dust Guns.—This is the best line of small dusters we have ever seen. They are well made and do excellent work with any dust. Models BX and D have special nozzles for work on beans and other low-growing crops.

- Model B—Capacity about ½ lb., \$1.35, postpaid.
- Model BX—Capacity about ½ lb., \$1.60, postpaid.
- Model D—Capacity about 2 ½ lbs., \$4.50, postpaid.



MODEL B FEENEY GUN

Magic Weeder Hoes.—The Magic Line thoroughly covers every need of both the vegetable and flower garden for hand weeders.

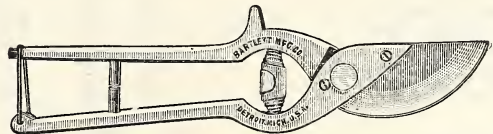



These tools are to be had in a variety of sizes and styles, and their price is within the reach of every person cultivating even a few feet of soil. They are made of the very best material and will last indefinitely. The following styles are illustrated in the cut opposite:

No.	Length Ins.	Post-paid	By Exp.
4009A	9	\$.25	\$.20
4010B	22	.35	.25
4011C	10	.40	.35
4012D	11	.50	.45
4013E	11	.50	.45
4014F	50	Can	.75
4015G	57	Not	1.00
4016H	56	Be	1.25
4017K	56	Mailed	1.25

VERMOREL DUSTER

The finest large capacity duster we have ever seen. One man with one of these can dust a large acreage in a day with very little effort. It does not have any cranking. Just push a small lever up and down with the thumb produces the power to throw a cloud of dust. Made of tin with nothing to wear out except a small leather bellows cap, which is easily replaced. Can be adjusted to any feed and is as good for tall as for low crops. Is carried on the back like a knapsack, thus making the load easier to handle. Capacity, ten to fifteen lbs. of dust. Price—\$20.00 each, f. o. b. here.



4022—One-Hand Pruning Shears.—The blade is made from crucible tool steel and handles dropped-forged from open hearth-steel. Highly polished handle and blade. This tool will do any work that can be accomplished with shears of its kind. Price—\$2.75 each, postpaid. \$2.50 each, by express.

4021—Two-Hand Pruner.—This tool has more desirable features and easier cutting qualities than any I have ever seen. Made of the best quality material and made to do heavy work. Price—\$2.25, by express. Weight packed, five pounds.

SLATE'S FIELD SEED

Price List

TERMS.—Subject to being unsold, market changes, and our usual non-warranty, we offer the following seeds. Every lot of field seeds of ten pounds or more is tagged in accordance with the Agricultural Seed Laws of Virginia and North Carolina. Samples with Purity and Germination tests will be sent upon request. Prices on Field Seeds fluctuate. This list is issued every week during the season and we shall be glad to send a revised copy to anyone upon request.

SHIPPING CHARGES.—When quotations have "Post-paid" above them, it means that we will deliver goods at these prices by parcel post without any extra charge of any kind. Freight or Express above a quotation means that customer is to pay delivery charges, but no charge for sacks. Those who wish may order by these prices and add the exact amount of postage necessary.

SACKS FREE.—We make no extra charge for sacks of any kind.

JANUARY 1, 1929

Prices Change

Write for a New List at Any Time

	Postpaid		Exp.
	Lb.	10 lbs.	Bu.
CLOVERS			
Alfalfa	\$.40	\$3.50	\$18.00
Alsike	.50	3.85	22.50
Burr	.20	1.75	1.60
Japan	.40	3.00	6.50
Red	.50	3.85	22.00
Sapling	.50	4.00	22.50
White, Dutch	.65	6.00	36.00
White, Sweet	.30	2.00	8.00

SOUP BEANS

	Postpaid	Exp.
	Lb. 5 lbs.	100 lbs.
White Navy	\$.25	\$1.15 \$15.00
White Kidney	.25	1.10 12.00
Red Kidney	.25	1.10 12.00

EDIBLE COW PEAS

	Postpaid	Exp.
	Lb. 5 lbs.	100 lbs.
Large Blackeyes	\$.25	\$1.10 \$12.00
Sugar Crowder	.25	1.10 15.00

GRASSES

	Postpaid	Exp.
	Lb. 10 lbs.	100 lbs.
Herds Grass	\$.30	\$2.40 \$18.00
Italian Rye	.25	2.00 15.00
Perennial Rye	.25	2.00 15.00
Meadow Fescue	.35	3.00 25.00
Timothy	.25	1.50 10.00
Orchard	.30	2.50 20.00
Kentucky Blue	.45	4.00 36.00
Tall Meadow Oat	.35	2.25 16.00
Carpet Grass	.65	6.00 50.00
Sudan Grass	.25	1.50 7.00
Bermuda Grass	.60	5.00 45.00
Creeping Bent	.75	9.00 80.00
Fine Leaved Fescue	.60	5.50 50.00

COTTON

	Postpaid	Exp.
	Lb. 10 lbs.	100 lbs.
Cleveland Big Boll	\$.20	\$2.00 \$1.90
Trice	.20	2.00 1.90
Early King	.20	2.00 1.90

SORGHUM

	Postpaid	Exp.
	Lb. 10 lbs.	100 lbs.
Early Amber	\$.20	\$1.25 \$ 6.00
Sugar Drip	.25	2.00 10.00

FIELD BEANS

	Postpaid	Exp.
	Lb. 10 lbs.	100 lbs.
Mam. Yellow Soys	\$.21	\$2.10 \$2.00
Tarheel	.21	2.10 2.00
Mammoth Brown	.21	2.10 2.00
Laredos Soys	.36	3.60 3.50
Virginia	.32	3.25 3.15
Early Speckled Velvet	.30	3.00 2.90

COW PEAS

	Postpaid	Exp.
	Lb. 10 lbs.	100 lbs.
Whippowills	\$.30	\$3.00 \$2.90
Mixed Cow Peas	.29	2.90 2.80
Peas and Soy Beans	.26	2.60 2.50
Canada Field	.42	4.25 4.20

SEED IRISH POTATOES

	Postpaid	Exp.
	Lb. 10 lbs.	100 lbs.
Irish Cobbler	\$.10	\$2.75 \$5.50
Early Rose	.10	2.75 5.50
Red Bliss	.10	2.75 5.50

ONION SETS

	Postpaid	Exp.		
	Qt. Gal.	Pk. Bu.		
White Bottom	1 lb. \$.25	4 lb. \$.85	8 lb. \$1.50	32 lb. \$4.00
Yellow Bottom	.25	.75	1.40	3.75
Red Bottom	.25	.75	1.40	3.75
White Potato	.25	.85	1.50	4.00
Yellow Potato	.25	.85	1.50	4.00

LAWN GRASS

	Postpaid	Exp.
	Lb. 10 lbs.	100 lbs.
Perfection	\$.50	\$4.00 \$37.50
Utility	.40	3.00 27.50
Special Shade	.50	4.00 37.50
Sandy Soil	.50	3.75 32.50
Cemetery Mixture	.50	4.00 37.50

CONKEYS POULTRY FEEDS

	Postpaid	Exp.
	Lb. 5 lbs.	100 lbs.
Buttermilk Starting Feeds, 5s	\$.60	
Buttermilk Starting Feeds, 10s	1.10	
Buttermilk Starting Feeds, 25s	1.60	
Buttermilk Starting Feeds, 100s	5.00	
Chick Grains, 100 lbs.	4.00	
Buttermilk Growing Mash, 100s	4.50	
Growing Grains, 100s	4.00	
Buttermilk Laying Mash, 100s	4.00	
Meat Scrap, 100 lbs.	5.00	
Prepared Charcoal, 50 lbs.	2.25	
Oyster Shell, 100 lbs.	1.25	
Scratch Grains, 100s	3.50	
Limestone Grit, 100s	1.25	

MIXTURES

	Postpaid	Exp.
	Lb. 10 lbs.	100 lbs.
Mixture No. 1, Pasture	\$.35	\$3.25 \$26.00
Mixture No. 2, Hay	.30	2.85 22.50
Mixture No. 3, Pasture	.35	3.25 26.00
Mixture No. 4, Hay	.30	2.85 22.50
Mixture No. 5, Hog Pasture	.15	1.25 7.50
Mixture No. 6, Hog Pasture	.15	1.15 6.00

VETCH

	Postpaid	Exp.
	Lb. 10 lbs.	100 lbs.
Hairy or Winter	\$.25	\$1.75 \$12.00

MILLET

	Postpaid	Exp.
	Lb. 10 lbs.	100 lbs.
Golden or German	\$.20	\$1.25 \$ 6.50
Pearl or Cattail	.25	1.50 12.00

MISCELLANEOUS SEEDS

	Postpaid	Exp.
	Lb. 10 lbs.	100 lbs.
Dwarf Essex Rape	\$.25	\$1.60 \$12.00
Japanese Buckwheat	.20	.90 5.00
White Kaffir Corn	.20	1.50 10.00
Evergreen Broom Corn	.25	2.00 15.00
Sunflower	.20	1.50 10.00

SEED CORN

	Postpaid	Exp.
	Gal. Pk.	Bu.
Boone County	\$.75	\$1.40 \$ 3.00
Va. White Dent	.75	1.40 3.00
Hickory King	.75	1.40 3.00
Imp. Golden Dent	.75	1.40 3.00
Casey's Purebred	.75	1.40 3.00
Biggs Seven Ear	.80	1.50 3.50
Early White Dent	.90	1.55 4.50
Ensilage	.75	1.40 3.00

PEANUTS

	Postpaid	Exp.
	Lb. 5 lbs.	100 lbs.
Virginia	\$.25	\$1.00 \$15.00
Valencia	.25	1.00 15.00
Spanish	.25	1.00 15.00

SEED OATS

	Postpaid	Exp.
	Lb. 5 lbs.	100 lbs.
Appler	\$.105	\$1.00
Fulghum	1.05	1.00
White Spring	.85	.80
Burt or 90-Day	.95	.90
Red Rust Proof	.95	.90



SLATE SEED CO.

SOUTH BOSTON, VIRGINIA

KINDLY SHIP TO

Mr.
Mrs.
Miss

(To avoid errors, kindly write your name plainly)

R. F. D.
or Street

Post Office

County *State*

Freight Station
Express Office *on* *R. R.*

(Always give Express Office or Freight Station and Railroad)

Date

AMOUNT ENCLOSED

P. O. Order

Express Order

Check or Draft

Cash or Stamps

Amount of Order

Extra for Postage
(on items not quoted postpaid)

Total

All quotations are subject to market changes and to the goods being unsold. No charge made for sacks, or packing. Orders for future delivery booked subject to outcome of crop and conditions beyond our control. The Slate Seed Company gives no warranty, express or implied, as to quality, description, purity, productiveness, or any other matter of any seeds, bulbs, or plants they send out, and they will not be responsible in any way for the crop therefrom. If the purchaser does not accept the goods on these terms, he must return them at once.

QUANTITY	CATALOG NUMBER	ARTICLES WANTED	PRICE

AMOUNT CARRIED OVER

QUANTITY	CATALOG NUMBER	ARTICLES WANTED	PRICE	

Give Here Any Further Instructions

Do Not Write in This Space

Filled by

Checked by

Packed by

Shipped by

Date Shipped

QUANTITY	CATALOG NUMBER	ARTICLES WANTED	PRICE	

Give Here Any Further Instructions

Do Not Write in This Space

Filled by _____

Checked by _____

Packed by _____

Shipped by _____

Date Shipped _____



HELPFUL SUGGESTIONS ABOUT ORDERING

ORDER BY CATALOG NUMBERS—You may give the names, too, if you wish, but please be certain to give correct numbers of the items desired.

POSTPAID—When this follows a price it means that we will deliver the goods to your mail box without extra charge.

BY EXPRESS—When this follows a price it means that the goods are not quoted delivered to you, but that you are supposed to pay the carrying charges. If you wish items so quoted to be sent by Parcel Post we will gladly send them that way if you send money to cover the postage.

PARCEL POST RATES AND ZONES

Showing the zones in which state is and the extra postage per lb. for items not quoted postpaid

State	Zone	Rate,lb.	State	Zone	Rate,lb.
Ala.	4	4c	Nebraska	6	8c
Arizona	8	12c	Nevada	8	12c
Arkansas	5	6c	N. C'lina	1 & 2	1c
California	8	12c	N. D.	6	8c
Colo.	7	10c	N. H.	5	6c
Conn.	4	4c	N. Jersey	4	4c
Delaware	3	2c	N. M.	7	10c
D. C.	3	2c	New York	4	4c
Fla.	5	6c	Ohio	4	4c
Georgia	4	4c	Okla.	6	8c
Idaho	8	12c	Oregon	8	12c
Illinois	5	6c	Penna.	4	4c
Indiana	4	4c	R. Island	4	4c
Iowa	5	6c	S. C'lina	3	2c
Kansas	6	8c	S. D.	6	8c
Kentucky	4	4c	Tenn.	4	4c
Louisiana	5	6c	Texas	6	8c
Maryland	3	2c	Utah	8	12c
Maine	5	6c	Virginia	1 & 2	1c
Mass.	4	4c	Vermont	5	6c
Mich.	5	6c	Wash.	8	12c
Minn.	6	8c	W. Va.	3	2c
Miss.	5	6c	Wis.	5	6c
Missouri	5	6c	Wyoming	7	10c
Montana	7	10c			

REMITTANCES—Should always be made by Postal or Express Money Orders or Checks. Your personal check is good, but if you wish to send a money order, we will pay for it. Just deduct the cost of the order from the amount of money you send. Please do not send cash or stamps if it be possible to do otherwise. We have had many orders either lost or stolen during the past year and when this happens we cannot trace an order if the remittance was made in cash or stamps.

TERMS AND CONDITIONS OF SALE—Our terms are strictly cash to everybody except persons having an account with us. If you wish to open an account send references. The Slate Seed Company gives no warranty, express or implied, as to the quality, description, purity, productiveness, or any other matter of any seeds, bulbs, roots, or plants they send out and they will not be in any way responsible for the crop therefrom. If the purchaser does not accept the goods on these terms, he must return them at once.

SHORTAGE—When receiving goods from freight or express office be certain that the package is in good condition. If it has been damaged make the agent note the damage on his bill and send this bill to us and we will enter the claim for damage and refund you the amount due you.

EVERY SHIPMENT IS GUARANTEED TO REACH YOU IN GOOD CONDITION.—This guarantee is good only when the loss is reported to us immediately upon receipt of the goods or in case they do not reach you within a reasonable length of time after you have mailed your order. When writing about such matters, always give the number of your order, a list of what was short, and your full name and address.

ORDERS WITH NO NAMES—We have a number of these on hand now. Any person giving us a list of the items, amount of remittance or such description, may obtain a refund of the amount sent in such orders.

WHEN YOU CHANGE YOUR ADDRESS—Notify us so that we may continue to send you our catalogs and be certain to give both the old and new address.

FARMOGERM SEED INOCULATION



This recognized standard of seed inoculants insures the growing of bigger crops by making poor soil good soil. It is always fresh—the only culture sold in bottles with the patented stopper, which enables the bacteria to breathe air, insuring long life without deterioration.

FARMOGERM is a culture of only high-bred nitrogen-fixing bacteria. It replaces essential elements in the soil in an effective and economical manner.

FARMOGERM, used on your seed, furnishes Nitrate to the plants. It increases their growth and enriches the soil. When the seeds sprout the bac-

teria enters the root and makes large supplies of Nitrate, which benefit greatly the growing crop and the crops that follow. Soils can be built up to a high standard of fertility at small cost and little labor. Assures substantial saving in your fertilizer bill.

SMALL SEED LEGUMES	LARGE SEED LEGUMES
Alfalfa—Clover—Sweet Clovers	Soybeans—Cowpeas—Vetch—Peas
¼ bu. size \$.35	½ bu. size \$.35
½ bu. size60	1 bu. size60
1 bu. size 1.00	5 bu. size 2.25
2 ½ bu. size 2.25	

Garden size for Garden Peas, Beans, and Sweet Peas, Special Composite Culture, 25c.

MARIGOLD COLLECTION

- 1 Pkt. Tall Double Orange Ball
- 1 Pkt. Tall Double Lemon Ball
- 1 Pkt. Dwarf Single Mixed
- 1 Pkt. Orange King Calendula
- 1 Pkt. Lemon Queen Calendula

A TOTAL VALUE OF 40c. WE WILL MAIL THIS COLLECTION POSTPAID FOR 25c OR WILL GIVE IT FREE WITH EVERY ORDER FOR \$2.50 PROVIDED IT IS REQUESTED ON YOUR ORDER BLANK.



GALLOWAY LITHO. CO. S.F.
MADE IN U.S.A.

SLATE SEED COMPANY

ESTABLISHED 1866

SOUTH BOSTON,

VIRGINIA