

Historic, Archive Document

Do not assume content reflects current scientific knowledge, policies, or practices.

62.13

LIBRARY

RECEIVED

APR 22 1930 ★

U.S. Department of Agriculture

1930

S. P. STROPLE


SEEDS AND FERTILIZERS

BABY CHICKS, POULTRY SUPPLIES

FANCY LAWN GRASS

*Selected
Marglobe
Tomato*

Phone 939



185-189 Park St.
New Britain, Conn.

TRADE AT HOME

Your neighborhood store deserves your business, not for sentimental reasons, but because you get more and better quality and better service. It stands to reason that we are more interested in you and your garden than some one a thousand miles away who takes your money and forgets about you. If we don't give you quality we know we cannot expect to hold your business. If you have a complaint to make, we want to know about it and we will make every effort to satisfy our customers.

BULK SEEDS ARE BEST FOR YOU

We always urge our customers to buy bulk seeds for several reasons. In the first place, fancy colored packets cost money and you have to pay for them. Packet seeds are expensive, not only because the packets are expensive but because the machinery for fitting them, the distribution of the boxes, the boxes themselves and the advertising matter runs up into money and you have to pay for it all.



THIS IS THE LIFE

In the second place we buy our seeds fresh every year. You are assured that they have all been tested for vitality before you get them and they will grow if planted and cared for properly. This is not always true with the seeds you get in packets which may be old and probably untested.

It is very unsatisfactory to devote a great deal of time and effort to your garden and get nothing in return. Plant fresh bulk seeds and be safe.

You will be surprised how much you can get of fresh bulk seeds for the cost of a few slim packets of doubtful seeds.

No waiting for seeds to arrive after you order them, no danger of them going astray, no transportation charges and we are always here to assist you in any way possible.

START RIGHT

The first thing is to have a properly prepared piece of ground. Select a location where the sunlight will not be cut off by trees or buildings, for vegetables need all the sunlight they can get. Second, have the soil well worked, with all stones, sticks and lumps removed. A fair amount of stable manure turned under will always help or a judicious use of commercial fertilizer is enough in most cases. Do not overlook drainage for your garden must be well drained to succeed. Above all, cultivate often. This is where most gardeners fall down. You can't cultivate too often.



FRESH TESTED SEEDS FOR THE GARDEN



PLANT A GARDEN

A home garden is not only a source of pleasure, recreation, exercise and health but it will supply the family with fresh vegetables that taste better than the kind you buy. A garden in your back yard will cost you very little indeed, and will save you many dollars.

Notice the people who have a garden. The poor man has one because he knows he can save money by growing his own vegetables. The rich man has one because it gives him something to do. The professional or office man has a garden because he needs outdoor exercise. Most people have gardens because they enjoy it and that is the best reason we know of.

You will enjoy it and so will your family and your next door neighbor's chickens. So plant a garden and have health, good food and money in the Bank.

ASK FOR PRICES

Inasmuch as the market prices of bulk garden seeds vary from time to time we have omitted prices from our seedlist. We shall be pleased to quote you low prices on any of these or other items.

QUANTITY OF SEED REQUIRED TO PRODUCE A GIVEN NUMBER OF PLANTS AND SOW AN ACRE:

	Quantity Per Acre.		Quantity Per Acre
Asparagus, 1 oz. to 800 plants.....	1 lb.	Kale, 1 oz. to 3,000 plants	8 ozs.
Asparagus Roots, 4 x 1 ft.....	10,000	Kohl Rabi, 1 oz. to 300 feet of drill	4 lbs.
Barley	120 lbs.	Leek, 1 oz. to 200 feet of drill	4 lbs.
Beans, Dwarf, 1 lb. to 100 feet of drill.....	90 lbs.	Lettuce, 1 oz. to 120 feet of drill	4 to 5 lbs.
Beans, Pole, 1 lb. to 100 hills	30 lbs.	Melon, Musk, 1 oz. to 80 hills	3 lbs.
Beans, Bush Limas, in drills	120 lbs.	Melon, Water, 1 oz. to 25 hills	5 lbs.
Beet, Garden, 1 oz. to 50 feet of drill	8 to 10 lbs.	Nasturtium, 1 oz. to 50 feet of drill	15 lbs.
Beet, Mangel, 1 oz. to 50 feet of drill	6 lbs.	Oats	64 lbs.
Broccoli, 1 oz. to 3,000 plants	4 ozs.	Okra, 1½ ozs. to 100 feet of drill	8 lbs.
Brussels Sprouts, 1 oz. to 3,000 plants	4 ozs.	Onion Seed, 1 oz. to 200 feet of drill	6 lbs.
Buckwheat	25 lbs.	Onion Seed, for Sets	65 to 70 lbs.
Cabbage, 1 oz. to 3,000 plants	4 ozs.	Onion Sets, 1 lb. to 100 feet of drill	20 bu.
Carrot, 1 oz. to 100 feet of drill	5 to 6 lbs.	Parsnip, 1 oz. to 200 feet of drill	6 to 8 lbs.
Cauliflower, 1 oz. to 3,000 plants	4 ozs.	Parsley, 1 oz. to 150 feet of drill	8 lbs.
Celery, 1 oz. to 7,000 plants	4 ozs.	Peas, Garden, 1 lb. to 100 feet of drill	150 lbs.
Chicory	12 lbs.	Peas, Field	120 lbs.
Clover, Alsike and White Dutch	6 lbs.	Pepper, 1 oz. to 1,500 plants	3 ozs.
Clover, Lucerne, Large Red, Crimson Trefoil ..	8 lbs.	Potatoes, Cut Tubers	12 to 15 bu.
Clover, Medium	12 lbs.	Pumpkin, 1 lb. to 250 hills	6 to 7 lbs.
Clover Alfalfa	20 lbs.	Radish, 1 oz. to 100 feet of drill	12 to 15 lbs.
Corn, Sweet, ¼ lb. to 100 hills	12 lbs.	Rape (Broadcast)	6 lbs.
Cress, ½ oz. to 100 feet of drill	10 lbs.	Rye	60 to 90 lbs.
Cucumber, 1 oz. to 50 hills	3 lbs.	Salsify, 1 oz. to 150 feet of drill	10 lbs.
Dandelion	6 to 8 lbs.	Sorrel, for Salad	10 to 15 lbs.
Dill	8 lbs.	Spinach, 1 oz. to 100 feet of drill	15 to 20 lbs.
Egg Plant, 1 oz. to 2,000 plants	4 ozs.	Spinach, Broadcast	30 to 35 lbs.
Endive, 1 oz. to 300 feet of drill	4½ lbs.	Summer Savory, 1 packet to 100 feet of drill... ¼	lbs.
Grass, Blue, Kentucky	20 lbs.	Squash, Summer, 1 oz. to 50 hills	4 lbs.
Grass, Blue, English	14 lbs.	Squash, Winter, 1 oz. to 25 hills	5 lbs.
Grass, Hungarian Millet	25 lbs.	Tomato, 1 oz. to 2,500 plants	4 ozs.
Grass, Mixed Lawn, 1 lb. to 200 sq. ft.	200 lbs.	Turnip, 1 oz. to 250 feet of drill	1½ lbs.
Grass, Orchard, Perennial Rye, Red Top, Fowl	30 lbs.	Vetches	120 lbs.
Grass, Red Top, Fancy Clean	8 to 10 lbs.	Wheat	75 lbs.
Grass, Timothy	15 lbs.		



FRESH TESTED SEEDS FOR THE GARDEN



GENERAL LIST VEGETABLE SEEDS

ASPARAGUS

Of Seed, Sow in temporary location and let stand for two years; Eight Ounces to 100 Yards of Row; or Fifteen Pounds to the Acre. Of Two-year-old Roots, Set 5000 to the Acre

If plants are used, get them two years old, do not waste time on one year old plants, set them in trenches twelve inches deep, the trenches four feet apart, the plants ten inches apart, cover with stable manure, then fill up the trench with earth.

If the rows be six feet apart, about 5000 plants are required to plant an acre.

Two-year-old roots are better than one-year-old ones. When well planted and fertilized, a cutting of sprouts can be made about three times the second year after planting. If cut more it is injurious.

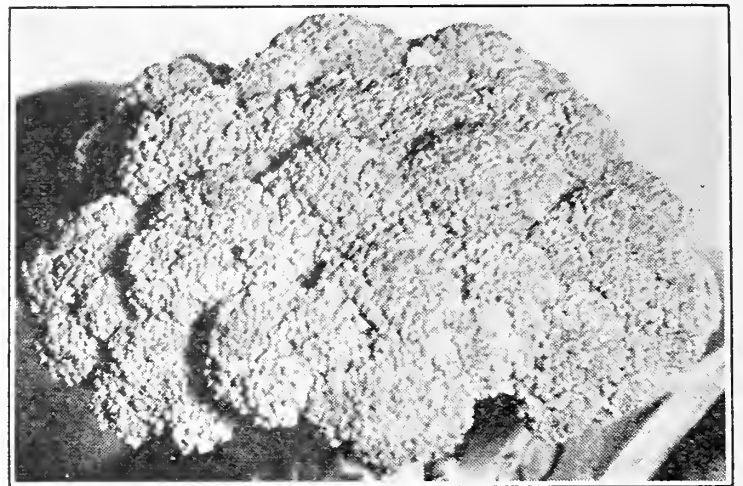
CONOVER'S COLOSSAL One of the large, popular, green varieties; stalks bright green, often tinged purple at the top, of tender, fine quality.

PALMETTO An early maturing and prolific variety, with thick dark green shoots, pointed at the tip. This is the most popular seller of the asparagus family.

BARR'S MAMMOTH Stalks are large and tender, nearly an inch in diameter, retaining their thickness well to the top, having close round heads, and few scales.

MARTHA WASHINGTON This variety is the result of careful breeding by the U. S. Department of Agriculture, Washington, D. C., with the object of eliminating rust. It produces large straight shoots of a dark green color. The tips are tight and firm and do not open out or begin to branch until well out of the ground; a very valuable feature

MARY WASHINGTON A selection from Martha Washington, being earlier and a little more vigorous. Stalks slightly oval in shape and of fine quality



Special Italian Broccoli

BROCCOLI OR ITALIAN CAULIFLOWER

The cultivation of Broccoli is the same as for Cauliflower which it very much resembles. One ounce will sow a bed 40 ft. square and produce about 2,000 plants.

SPECIAL ITALIAN Heads compact, of a good size, and most certain to head.

We wish to emphasize our superior strain of Italian Broccoli. It costs more than some stocks but it has proven to be the best strain and money-maker of any Broccoli on the market and is grown especially for our very critical trade.

BRUSSELS SPROUTS

Culture This delicious vegetable is superior to either Borecole or Spinach. The small cabbage-like heads which grow upon the stem are much improved by a moderate frost. Sow in open ground in June and when the young plants are six inches high they should be transplanted to rich soil, in rows three feet apart and the plants 18 inches on the row.


PARIS MARKET A half dwarf strain, bearing a large crop of handsome hard sprouts.

ASPARAGUS ROOTS

We can supply strong two-year old roots, proper size for setting.

CONOVER'S COLOSSAL, BARR'S MAMMOTH and PALMETTO

MARTHA WASHINGTON



MARY WASHINGTON



FRESH TESTED SEEDS FOR THE GARDEN



BEANS—DWARF GREEN SORTS

Beans are very sensitive to both cold and wet and it is useless to plant them before the ground has become dry and warm. The largest returns will result from planting in drills from two to three feet apart. Cover the seed one and one-half to two inches deep and thin the young plants three to four inches apart in the row. If planted in hills, make the hills about two feet apart each way. For succession, plant at intervals of one to two weeks 'till midsummer. The plants up to the time of blossoming should have frequent shallow cultivation, but any mutilation of the roots by cultivation after the plants come into bloom is likely to cause the blossoms to blast and so cut off the crop. Cultivation should always be very shallow and it is useless to expect a crop from a field so poorly prepared as to need deep stirring after planting. One pound for each 100 feet of Row.

Beans weigh 60 lbs. per bushel

BLACK VALENTINE Black seed, round pod. Early, prolific and good shipper, becomes stringy with age.

TENNESSEE GREEN POD Pods 5 to 5½ inches, flat and irregular in shape. Light green and of good quality.

BOUNTIFUL Yellow seed, flat pod, stringless and fine quality. Big yielder.

EARLY SIX WEEKS Yellow seed, flat pods. Has a string.

EARLY RED VALENTINE Crimson seed, round pod, slightly curved.

REFUGEE 1,000 to 1 Seed purple splashed with tan. Round pods. Very prolific.

STRINGLESS REFUGEE, GREEN A new bean, having the yielding qualities of 1,000 to 1 and an absolutely stringless pod. Most popular canning sort.

BURPEE'S STRINGLESS GREEN POD Seed dark brown, round pods of fine quality


GIANT STRINGLESS GREEN POD Seed yellowish brown, round pod, big yielder, fine quality.

FRENCH HORTICULTURAL Seed tan colored, streaked with carmine. Long flat pods, highly colored. Free from rust and blight. Vines throw some runners but it is a bush bean.

DWARF HORTICULTURAL Seed light yellow splashed with carmine. Ten days earlier than French Horticultural, not as high colored pod

LOWE'S CHAMPION Seed large and red. Wide meaty flat pods, stringless and tender quality.

FULL MEASURE One of the newer sorts. Early, with long round pods, bright green in color and entirely stringless. Destined when better known to become one of the most popular sorts.



Black Valentine

BAKING VARIETIES

LARGE WHITE MARROW Seed white egg-shaped.

WHITE MEDIUM or SNOW FLAKE Seed small white.

WHITE KIDNEY Seed kidney-shape and white.

RED KIDNEY Seed brick red kidney-shape.

YELLOW EYE Seed round, white with yellow eye.



FRESH TESTED SEEDS FOR THE GARDEN



BEANS — DWARF WAX SORTS

Please bear in mind that we are quoting all bean seed on the pound basis, and a bushel of beans weighs 60 lbs. Our bean seed is carried in stock in sacks of 120 lbs., or 2 bushels. You will facilitate the handling of your order if you will order in units of 120 lbs., when large lots are ordered.

In selecting your Wax Beans the variety will depend entirely on what you are after. Pencil Pod Black Wax is a good Round Pod Sort. Wardwell's Kidney Wax is a trifle later but has long showy flat pods of fine quality and is tender and apt to rust. Sure Crop is a fine bean and we recommend it strongly. Long showy flat pods. Remember, we grow our own bean seeds and aim to have the best. Our Special Worcester Pole Beans listed on Page 5 are very fancy stock and if you want a large high colored pole bean, try them. We strongly recommend Unrivalled Wax.

WARDWELL'S KIDNEY WAX Seed Kidney shaped with purple about the eye. Pods flat, stringless and handsome.

BOUNTIFUL WAX Seed black, kidney shape. Pods flat, slightly on the oval and absolutely stringless.

DAVIS WHITE KIDNEY WAX Seed white kidney-shape. Pods flat. Productive bean but becomes tough with age.

CURRIES RUST PROOF WAX Seed purplish black, flat pods. Matures early.

SURE-CROP WAX Seed black, long flat pods. Similar to Curries except it is better quality, more hardy.

UNRIVALLED WAX Showy flat pods, long and rather narrow. Some perfectly straight and a few slightly curved. Somewhat flattened but inclined to be of the fleshy type. Pods show a clear yellow color at a very early stage. While having a slight trace of string, quality may be considered fine and the plant nearly disease resistant.

IMPROVED GOLDEN WAX White seed splashed with purple. Pods medium in length, good quality.

HODSON WAX Late maturing, very prolific, long straight flat pods. Slightly stringy with age.

PENCIL POD BLACK WAX Seed long and black. Round pods, clear yellow color, stringless and fine quality.



Sure Crop Wax

STRINGLESS REFUGEE WAX Pods round, fine quality, very prolific and late in maturity.

ROUND POD KIDNEY WAX Round pods, long stringless and tender.

IMPROVED KIDNEY WAX Long round pods, slightly curved. Nice quality.

WEBBER WAX or CRACKER JACK Very early flat podded bean. Free from rust and a big cropper.



FRESH TESTED SEEDS FOR THE GARDEN



BEANS — BUSH LIMAS

60 Pounds per Bushel

FORDHOOK BUSH LIMA The most popular bush lima in existence. Unquestionably the best. Pods grow in clusters of four to eight, well filled with beans of fine quality.

BURPEE'S IMPROVED BUSH Large plump bean, medium early.

BURPEE'S BUSH Flat seed.

DREER'S BUSH Seed thick, potato type. Productive but later than the others.

HENDERSON'S BUSH Small white seed. Very prolific, popular for canning. Sometimes called baby limas.

FAVA Pods seven or eight inches long, dark green.



Fordhook Bush Lima

BEANS — POLE LIMAS

NEW IDEAL Large pods borne in clusters.

EARLY LEVIATHAN Early and prolific, large pods.

LARGE WHITE Vigorous mid-summer sort.

KING OF THE GARDEN Large, long pods, medium early and one of the popular sorts.



Kentucky Wonder

SIEBERT'S EARLY
Seed greenish white. Extra early and productive.

EARLY JERSEY
An early sort.

FORD'S MAMMOTH Large thick seed bearing large clusters of big pods.

SMALL SIEVA
Seed small, plant vigorous.

CHALLENGER (Improved Dreers) Large plump beans in the potato class.

POLE OR RUNNING BEANS

SPECIAL WORCESTER POLE (Mammoth Cranberry) We have an exceptionally choice large seeded, large podded, high colored stock of these beans. They are the true old fashioned type, hard to be found.

HORTICULTURAL CRANBERRY. (LONDON HORTICULTURAL) Small speckled seed.

GOLDEN CLUSTER WAX White seed, wax podded.

KENTUCKY WONDER Brown seed, long green flat pods.

WHITE KENTUCKY WONDER New pole variety. Much merit.

KENTUCKY WONDER WAX Seed deep brown, long meaty yellow pods.

SCARLET RUNNER Used mostly as an ornamental vine. Producing scarlet flowers, pods are large.

WHITE DUTCH RUNNER



FRESH TESTED SEEDS FOR THE GARDEN



BEET

Ready for Table in 45 Days. 2 oz. for 100 feet of Drill — 8 lbs. Per Acre

Culture: The best results in growing fine table beets are obtained on a rich sandy loam. They may be sown in the very early spring in rows 12 to 14 inches apart and when about 2 inches high should be thinned to three inches apart. For winter use sow July 1st to August 10th. Early Wonder is the best Early and Detroit Dark Red the best winter sorts.

WOODRUFF'S EARLY WONDER This is an early beet with a dark smooth skin, small tap root, medium sized top and exceptionally dark red color. It matures very evenly. This variety is a very shy seed yielder which makes it cost a little more than other varieties. The seed itself is smaller and therefore a pound goes further.

CROSBY'S EGYPTIAN Early as Early Wonder but not as smooth or fine colored.

EX. EARLY DARK RED EGYPTIAN Early, small top, flat, dark flesh.




Early Wonder Beet

ECLIPSE Early variety, small top, medium size, apt to be light in color.

EDMUND'S BLOOD TURNIP Summer crop for winter use. Dark red flesh, large top.

DETROIT DARK RED The very best main crop sort. Used by market gardeners and canners throughout the country. The roots are uniformly smooth, globe shape and dark red in color both outside and when cut open. Our special stock of this variety is the best that we know how to produce.

EARLY BLOOD TURNIP A good late summer variety.


LONG SMOOTH BLOOD (Extra Fine Stock) A carrot-shaped beet for main crop sort. Very dark red color and tender sweet table beet. See photograph. 



Detroit Dark Red



FRESH TESTED SEEDS FOR THE GARDEN



BEET

MANGEL WURZEL AND SUGAR BEET

Mangels are sometimes called Cattle Beet. They may be grown in almost any soil. When well grown an immense yield is possible. Plant about 6 lbs. per acre in early spring in drills two feet apart and covered with about one and one-half inches of soil. Thin to about six inches apart. Cultivate frequently. They also make excellent chicken feed.

MAMMOTH LONG RED Enormous size, 30 to 50 tons per acre.

NORBITAN GIANT A heavy cropper.

GIANT YELLOW INTERMEDIATE Grows half above ground. Yellow in color.

GIANT HALF SUGAR WHITE White in color. Very sweet.

GIANT HALF SUGAR ROSE Fine for sheep or chickens.


GOLDEN TANKARD Bright, yellow, large. Tends to give color to milk.

YELLOW GLOBE Sweet and a good keeper.

GATEPOST Orange colored skin and small top, heavy cropper.

LANES IMPROVED WHITE SUGAR

FRENCH WHITE SUGAR



Lucullus Swiss Chard

SWISS CHARD

Culture: Same as Beet. This kind of beet is grown exclusively for use as greens. If only the outer leaves are picked leaving the center stalks untouched a short row will supply greens all summer. A row of Chard has a place in all home gardens.

LUCULLUS Stalks as thick and broad as Rhubarb. Light green and much crumpled.

BROAD RIB GREEN Grown for its leaves only. Mid-rib of the leaf is cooked and served like asparagus and the leaves like spinach.

WHITE SILVER A fine variety with broad white ribs.



Broad Rib Green Swiss Chard



Long Smooth Blood Beet



FRESH TESTED SEEDS FOR THE GARDEN



CABBAGE

Cultural Directions: One ounce will produce 3000 plants; 1/4 lb. to the acre.

The early varieties of Cabbage in the northern states must either be sown in hotbeds in February or what is still better wintered over in cold frames. For wintering in cold frames, sow the seed from Sept. 10th to 15th in well prepared ground, covering the seed about 1/2 inch. The plants are set out in open field from the middle of March to the middle of April, in rows about two feet apart and 18 inches on the row. Early crop matures in July

The second early crops sow first week in April and plant out in May for Maturity in August and September

Late autumn and winter varieties may be transplanted when 4 to 6 inches in height If late plantings should be well watered when set. A good plan is to dip the roots in a mud puddle made thick so that the mud adheres to the roots. Do not get your Cabbage plant beds sowed too thickly as the plants will then be stocky plants.

Cabbage should be hoed every week during growth, drawing a little earth up to the plant each time until it begins to head, when they should be well cultivated and left to mature.

Should you develop what is called club foot in your Cabbage do not plant this land to cabbage for at least two years. This disease is carried for two years in the soil.

One Ounce produces two thousand plants, a half pound required to transplant an acre.

GOLDEN ACRE This is a very fine early variety with well formed round heads similar to Copenhagen Market and earlier than Jersey Wakefield. The heads are very firm, bright green in color and have the appearance of being all cast in the same mold.

COPENHAGEN MARKET (Very Special Stock) Small bottom leaf with a short stem and very early, perfectly round heads.

EARLY JERSEY WAKEFIELD Early pointed head.

CHARLESTON WAKEFIELD Second early pointed head.

ALL HEAD EARLY A fine mid-summer or winter variety.

STEIN'S EARLY FLAT DUTCH Early fine type Flat Dutch.

EARLY WINNIGSTADT One of the old standbys, producing a medium size, long pointed or cone shaped very solid head which is closely wrapped with dark, slate colored leaves. A favorite with old gardeners as it is one of the very best second early sorts.

sown during the last part of May and June and the weather and soil are dry at this time these roots. Do not get your Cabbage plant beds spindling and will not do as well as short

growth, drawing a little earth up to the plant should be well cultivated and left to mature.

foot in your Cabbage do not plant this land to carried for two years in the soil.



Copenhagen Market

ENKHUIZEN GLORY A fine short stemmed hard-head variety, fair size and good quality.

ALL SEASONS Large flat head.

EARLY SUMMER Splendid second early. Large flat solid heads.

SUCCESSION A fine general purpose cabbage. Large heads, fine quality for fall or winter.

DANISH BALL HEAD or HOLLANDER The **DANISH ROUND HEAD (Short Stem)** Similar to Ball Head except a shorter stem and a trifle earlier.

STONE MASON An old standard winter sort.

PREM. LATE FLAT DUTCH One of the old large round sorts. Good keeper.


BUGNER Very popular through the mid-west. Very large semi-round heads which become extremely hard as soon as they begin to form. If planted early is an excellent mid-summer as well as fall cabbage. It is thoroughly disease resistant. We have grown this seed from a very fancy strain of stock seed and have the original qualities brought out by the originator.



Golden Acre



FRESH TESTED SEEDS FOR THE GARDEN



Special Long Island Savoy


CABBAGE

SPECIAL LONG ISLAND SAVOY We wish to call special attention to our Long Island Grown Selected Stock Savoy Cabbage. It is very curly throughout, with very compact heads. The leaves turn in snug and nice and the entire head retains a fine dark green color with a very crinkley and curley appearance.

DRUM HEAD SAVOY A good stock as ordinarily sold.

MAMMOTH RED ROCK. (Regular Stock)
Large sure heading red cabbage.

ZENITH RED ROCK Smaller and harder than Mammoth. Fine keeper.



Wong Bok

CHINESE OR CELERY CABBAGE

Cultural Directions. Sow the seed like regular cabbage. Sow in hot-beds in February if for early use. Sow early in July for late use. This sort will not stand frost. The plant matures in 12 to 15 weeks after seeding.

WONG BOK This is the original Chinese grown strain producing a very heavy compact head. Has delicious mild flavor and the pale green closely wrapped leaves blanch to almost a pure white.

CHICORY

CULTURAL DIRECTIONS Sow the seed in May or June, in rows about a foot and a half apart, about one inch deep. Thin to six inches apart. In the fall dig up the roots, trim off the leaves about 1½ inches from the crown. Remove side roots and cut off the roots to about nine inches in length. Set these roots about 2 inches apart in a trench some 18 inches deep, which will leave the crowns about 9 inches below ground when the trench has been filled with fine rich soil. In about four to six weeks the new tops will be the proper size. The leaves are to be blanched and eaten as a salad.

WITLOOF OR FRENCH ENDIVE Our stock is fine and produces large compact heads.



**Mammoth
Red Rock**



FRESH TESTED SEEDS FOR THE GARDEN



Snowball Cauliflower

CAULIFLOWER

CULTURAL DIRECTIONS Cauliflower needs the same treatment as cabbage, but is not so hardy and requires protection against cold, heat and drought. Must have plenty of water in summer. Sow for early crop in hot bed in January or February, and do not transplant until all danger of frost is past. For late crop, sow in May or June and treat like late cabbage. Set plants about 18 inches apart in 3 foot rows. One ounce will produce 2000 plants.

SNOWBALL Earliest maturing strain of short-leaved type. It is well adapted for forcing or winter use and is one of the most popular of all sorts, both for the

market gardener and home use. Our strain of this selected Denmark grown seed can be relied upon as one of the most satisfactory of all.


EXTRA EARLY DWARF ERFURT Similar in general characteristics to Snowball, but not quite so early and somewhat larger in growth.

CORN SALAD

LARGE SEEDED BROAD LEAF Best and most popular variety.

CRESS OR PEPPER GRASS

CURLED Most popular for salad.
TRUE WATER CRESS



Coreless Forcing

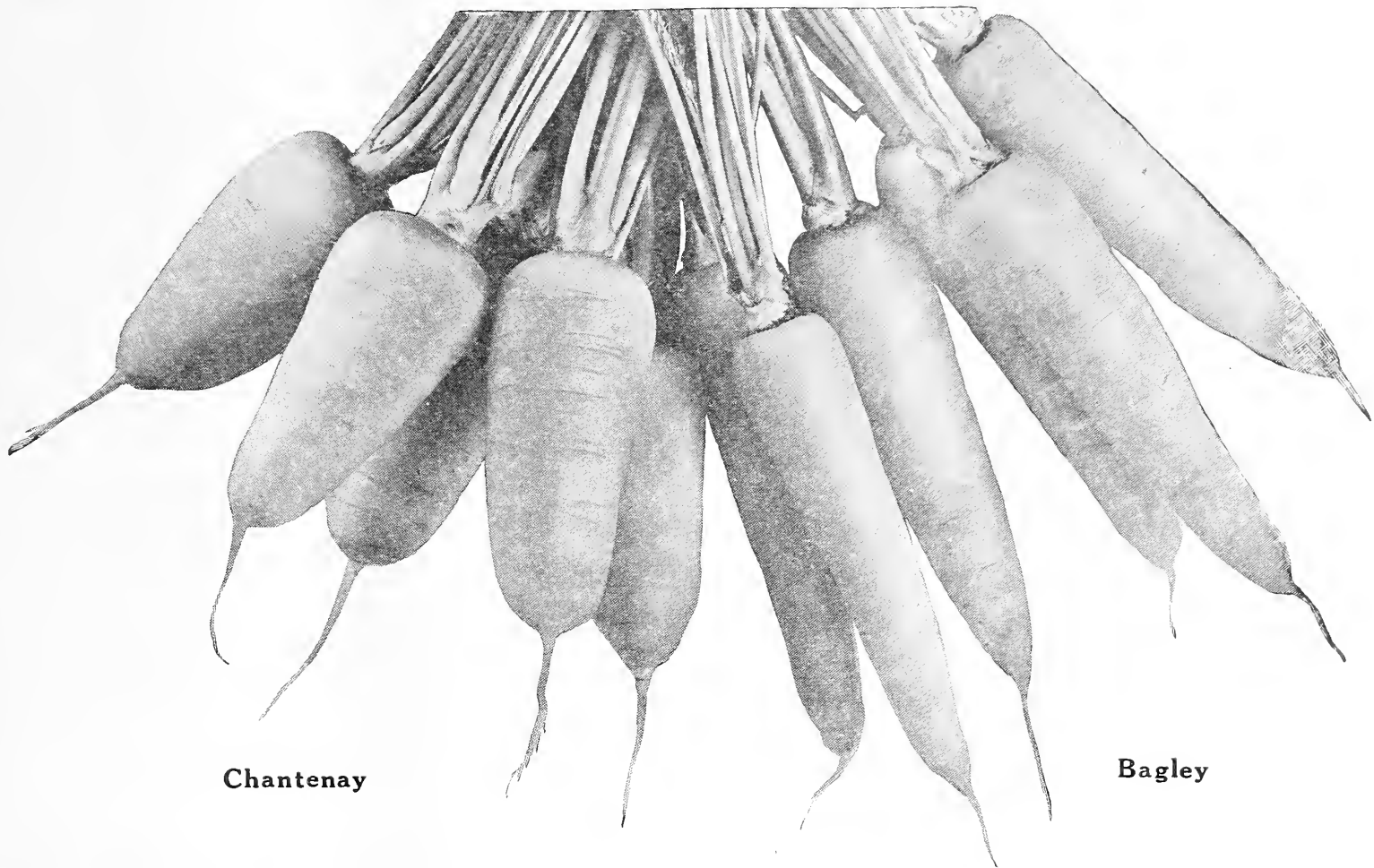
CARROT

PERFECTION This new carrot is of great merit in its fine keeping quality. Keeps in prime condition all winter. Grows 8 to 9 inches long, coreless, uniform for the whole length; striking deep red color, and a big cropper.

CORELESS FORCING Fine sweet tender carrot for forcing. Popular with both market and private gardeners. Roots are half-long, stump ending and coreless. The top is rather small. We recommend a trial for this carrot.



FRESH TESTED SEEDS FOR THE GARDEN



Chantenay

Bagley

CARROT

CULTURAL DIRECTIONS Carrots thrive best in well tilled rich, sandy loam. Sow as soon as the ground is in good shape, April or May, if you desire an early crop. For later crops sow from the middle of June to July.

Sow a half inch deep in rows a foot apart, and thin out to three inches between plants. Carrot seed germinates slowly and the soil must be kept firm about the seed.

The superiority of our Chantenay, Bagley, Hutchinson, and Selected Danvers is accounted for by the fact that we are selecting our stock seed each year with great care from perfect specimen roots. The Chantenay and Bagley Carrots shown above are an actual photograph just as they were taken from the ground, and are the type that we are breeding for.

CHANTENAY This splendid carrot belongs to the half-long stump-rooted type, with good girth and consequently makes a heavy tonnage yield, and also a beautiful shaped carrot for bunching at any time after it has made half its growth. We recommend it above all others as a bunching carrot. For its true shape, see cut above. The color is a rich orange red.

BAGLEY For an exact likeness for shape, see right hand part of the above cut. It has a beautiful red orange color, shows no green around the top of the root, and grows a medium size top. Where the bushel box is used for marketing they will pack very handsomely, as two roots just about cross the box. This variety has seemed to be a very shy seeder, consequently we are always disappointed in our yields, and have to get an extra price for the seed, but it will repay you, if you desire a handsome heavy yielding carrot.

HUTCHINSON Characteristics identical with Bagley, with the exception that it is inclined to grow slightly out of ground, making the top of some of the carrots somewhat greenish in color.

DANVER'S IMPROVED (Half Long) Good second early.

NANTES Coreless. Finest forcing. Small top, nice shape, deep orange color, with rather small foliage

OXHEART OR GERANDE Short forcing variety. Valuable for first early bunching.


RUBICON HALF LONG Half-long, stump-rooted, fine color.

IMPROVED LONG ORANGE A long, pointed variety. Heavy yielder, and a good stock carrot.

ST. VALERY'S INTERMEDIATE Very similar to Long Orange.



FRESH TESTED SEEDS FOR THE GARDEN



WONDERFUL CELERY The Finest Yellow Celery Ever Introduced

Cultural Directions: Celery Seed is very slow in germinating, about 20 days. It should be sown from February 20th to April 20th in shallow boxes in-doors in finely prepared soil. As soon as the soil is in proper shape it may be sown out of doors in straight rows twelve inches apart. Care should be taken that the seed is not covered too deep, or about $\frac{1}{8}$ of an inch, and the seed bed should be kept moist, almost wet, until the seed is above ground as plenty of moisture is essential to get a satisfactory growth. If your bed is a small one it is a good practice to lay an ordinary jute grain or phosphate bag on top of the ground which keeps the soil from drying out. Remove the bag as soon as seed is above ground. Do not plant Celery seed in hot bed as it will not grow in hot soil.

When the plants are one to two inches high thin out and trans-plant so that the plants stand two inches apart. When the plants are five inches high they are ready for setting in open ground. Celery can usually be made to follow some early crop of Beans, Lettuce or Spinach, but in order to grow good celery your soil must be made as rich as possible. The essentials to a good Celery crop are good stocky plants, rich soil, and plenty of water. Celery may be set out as late as August, but best results are obtained by setting in the later part of June, depending upon your local climate. During the growth for about six weeks keep the plants well cultivated and free from weeds.

Banking: When the plants are nearly full grown the leaves should be gathered together and earth drawn up to one-third the height of the plant, taking care that none of it falls between the leaves, which might cause them to rust. After a few more days draw more earth about them and repeat the process at intervals until only the tops of the leaves are visible. Do not disturb Celery while it is wet or the ground damp. Celery handled in this way will bleach out with fine brittle hearts and be a source of much satisfaction to the home gardener.

An ounce of Celery seed produces 7,000 plants and it takes 20,000 to set an acre.

WONDERFUL. (Proven Seed). Sometimes Called Golden Plume. This is a thick set compact celery attaining exceptional weight. Note their stocky formation. We have seen twelve stalks that weighed 72 lbs.

Our stock of WONDERFUL has no soft stalks, is high germination and proven seed that was tested last year. We advise all Celery Growers to try this stock liberally.

EASY BLEACHING. (Sanford Superb) This is a valuable and comparatively new variety, which follows about two weeks later than Golden Self Blanching. It grows well on both muck and upland, has splendid keeping qualities, and is not as susceptible to blights as some other sorts. We have a very choice strain of Easy Bleaching, and recommend it highly.



FRESH TESTED SEEDS FOR THE GARDEN



CELERY

PARIS GOLDEN SELF BLANCHING. (Old Strain) Plants are stocky and full hearted, making a vigorous growth, and is easily bleached. It is considered a good storage celery. Our stock is the old original strain, as first introduced in France. If you want a quality Paris Golden, we believe we have it.

NEW FRENCH GOLDEN This is a recent introduction from France and also has been sold as Paris Golden, thereby making considerable confusion. The stalks of this celery grow very rapidly and are quite tall, but the plant is not as stocky as the Old Strain. It matures very early, thereby giving it a place as a commercial celery, because it is ready to put on the market considerably earlier than any other variety, and is being grown to a considerable extent on that account.

WOODRUFF'S BEAUTY This resembles Paris Golden in size, with a stocky large golden heart, brittle in quality. It is one of the easily bleached green sorts.

NEWARK MARKET A quick bleaching green celery of our own growing. Completely resistant to celery sickness, pot rot and blight. Develops very rapidly, very brittle, and of fine flavor.

GIANT PASCHAL—FROST STRAIN This is the finest eating green celery known. Crisp, brittle, free from strings and has that nutty flavor which makes every bite taste like more. All soft stalks are eliminated and we believe we can give you the choicest strain of Paschal Celery in existence.

WINTER QUEEN This is a good variety of celery for winter and spring use. Has a very large heart, creamy white and solid.

COLUMBIA Plants are medium in height, thick ribbed and well hearted. A good celery for winter market.

BOSTON MARKET It grows a very stocky heart, and for eating qualities is very fine. We have an exceptionally fine stock of this celery.

WHITE PLUME The earliest celery, but it does not have the quality nor appearance of Golden Self Blanching, which follows right after it.

CELERICAC (TURNIP ROOTED CELERY).
Giant Smooth Prague.

DANDELION

CULTURAL DIRECTIONS Dandelion should be sown early in the spring, not more than 1/2 inch deep, rows a foot apart. Thin to three inches apart if for greens. If grown for salad, have rows 18 inches apart, thin to eight inches, and blanch.

If sowed from middle of July to middle of August and allowed to winter over, a fine crop of early greens will result.

ARLINGTON THICK LEAF We wish to emphasize the superior quality of our Arlington Thick Leaf Dandelion, both as to quality of the plant, being very thick leaved and stocky which fills up the bushel, and also very high germinating seed.

COMMON FRENCH, OR CULTIVATED A fine large leaf sort.



Picking Dandelion Seed



CICCORIA CATALOGNA or Italian Dandelion

DILL

LONG ISLAND MAMMOTH We have a superior strain.



FRESH TESTED SEEDS FOR THE GARDEN



L. I. Beauty Corn Stripped and Ready to Pick.

A continuous supply of Prime Quality Sweet Corn may be had throughout the season by making a planting about every ten days up to the middle of July. For the home garden it should be planted in drills three feet apart and a plant every eight to twelve inches. Plant the seed about one inch deep, sandy soil will stand deeper planting than heavy clay and late planting in July, when soil is warm and moisture scarce requires deeper planting than early Spring planting. One-fourth pound plants a hundred hills and fifteen pounds plants an acre. The earliest Corn will mature roasting ears in seventy days. It takes but very little seed for planting a garden spot to Corn and you can well afford to plant a few rows very early and thereby be able to have the earliest Sweet Corn in the neighborhood. If the ground is so cold that the seed decays and fails to come up, do not blame your seed man but smile and plant again.

EARLY VARIETIES

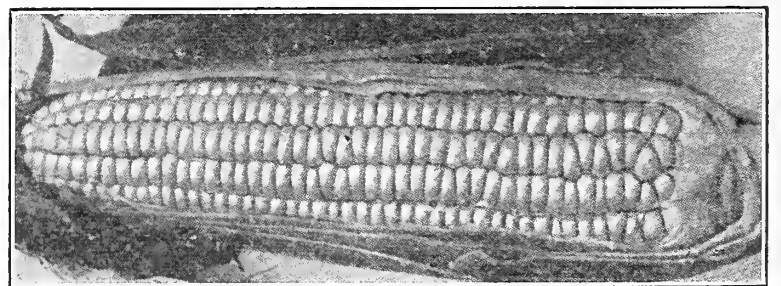
EARLY SURPRISE One of the earliest varieties ever put on the market. A fine white ear $4\frac{1}{2}$ to 6 inches in length and filled out to the end. Has fine green streamers on the ears, which make a fine appearance. Stalk $4\frac{1}{2}$ to 5 feet high. Matures in from 55 to 60 days, mostly ready to eat in 55 days.

EARLY COLUMBIA Another very fine white corn. Superior to Early Mayflower, for it is a week earlier and has an ear fully as large. Ears 7 to 9 in., with beautiful green streamers. Stalks grow from 5 to $5\frac{1}{2}$ feet high. About 25 per cent. of the stalks bear two ears.

EARLY MAYFLOWER One of the whitest and sweetest of the early sorts. An exceptionally good yielder and one that deserves to be planted to come in ahead of Golden Bantam. Ears average 8 in. with deep kernel.

EXTRA EARLY YELLOW The earliest yellow corn we know. Two weeks earlier than Golden Bantam. Seventy-six days to maturity.

GOLDEN BANTAM No market or home garden can afford to be without at least two plantings of this wonderful corn each season. Stalks about 4 ft., and ears small with large exceptionally sweet kernels.



Golden Rod Corn

GOLDEN ROD A yellow corn of the Golden Bantam type and flavor, but somewhat later and larger ears; very fine to follow Golden Bantam on account of its large size, color and sweetness.

GOLDEN GIANT A valuable extra early corn developed after 14 years of careful selection by its introducer, Dr. Frederick S. DeLue. Stalks 4 to 5 ft., two or three ears, twice the size of Golden Bantam. The cob has 12 to 18 rows, which completely cover the surface.



FRESH TESTED SEEDS FOR THE GARDEN



CORN — EARLY VARIETIES

Please bear in mind that we are quoting all corn seed on the pound basis, and a bushel of corn weighs 50 lbs. Our corn seed is carried in stock in sacks of 100 lbs., or 2 bushels. You will facilitate the handling of your order if you will order in units of 100 lbs.

WHIPPLE'S EARLY YELLOW Twice the size of Golden Bantam, and matures in about 85 days. Has very fine quality and is growing in popularity.

PRIDE OF MILFORD A fine second early corn, about two weeks earlier than Long Island Beauty, with exceptionally large ears and beautiful green streamers.

WHIPPLE'S EARLY WHITE A white corn, early as Red Cory and nearly the size of Evergreen, with a quality even superior to Evergreen. Sweet, tender, and delicious. A very profitable market corn.

BLACK MEXICAN Good sized black ears, not to be planted with white varieties as it crosses very easily.

SECOND EARLY VARIETIES

EARLY MAMMOTH A popular large eared second early sort which sells readily on account of its large size and fine shape.

EARLY EVERGREEN Ready for market one week before Stowell's Evergreen; ears large with 14 rows.

METROPOLITAN Medium early, of good quality.

HOWLING MOB Large size ears, white, very sweet and deep kernels, small cob, and one of the most popular of the second early sorts.

BANTAM EVERGREEN

EARLY CROSBY Popular second early.

CHAMPION

LATE VARIETIES

STOWELL'S EVERGREEN Standard main crop variety; ears large and thick grained; very deep and tender.

COUNTRY GENTLEMEN This is considered by some the best of all sweet corn. It is of the shoe-peg variety and not as popular as years ago on account of the short time it may be picked in prime condition.

HICKOX A well known late variety excellent for market gardens.

LATE MAMMOTH Large eared variety maturing after Stowell's.

LONG ISLAND BEAUTY A cross between Evergreen and Late Mammoth; ears large, small grained, of fine quality; one of the best late sorts, where large ears are wanted.

WHITE RICE POP CORN

SWEET FODDER CORN Our sweet fodder corn is taken from various crops of sweet corn which do not show good enough quality for seed corn, but are excellent to sow in the drill for fodder corn.

FIELD AND ENSILAGE CORN

Field Corn weighs 56 lbs. per bushel

LONGFELLOW Second early flint corn; 10 to 12 rows; height 8 feet.

EARLY EIGHT ROWED CANADA Earliest flint corn, 7 feet.

SANFORD WHITE FLINT Seven feet high.
IMPROVED LEAMING

EUREKA One of the largest corns, both in ear and stalk, which is 12 to 14 ft.

PRIDE OF THE NORTH Ninety day yellow dent.

RED COB ENSILAGE White corn on red cob; stalks short jointed but very tall with heavy foliage.


SWEEPSTAKES or **WEST BRANCH**



FRESH TESTED SEEDS FOR THE GARDEN



CUCUMBER



Woodruff's Hybrid Cucumber

Cultural Directions: When the soil is in fine shape for planting Corn it will then do to plant your Cucumbers. They should not be planted in the open ground until there is prospect for settled warm weather. Plants should appear above ground in six to ten days. Plant in hills four feet apart each way. Hills should be prepared by thoroughly mixing a shovel of well rotted manure with the soil. Be generous with the seed using at least a dozen seed to the hill and after the striped beetle has taken his toll thin to four plants to the hill. The beetle may be held in check by the use of wood-ashes, air-slack lime, bone Flour, or Arsenate of Lead. We have had best results with a good sprinkling of dry Wood Ashes thrown on in the morning when the plants are wet with a little dew. Cultivate as long as possible so as to be free from weeds, keep the plants bearing the Cucumbers must be kept picked. One ounce plants 50 hills, three pounds to the acre.

We consider our Hybrid Cucumber the best all around cucumber in existence. It has a long, straight, attractive shape, with a very rich green color, a fine lot of showy white spines, and the color stays green for a week, making it a fine shipper. The vine is medium size, making it a fine greenhouse cucumber or for under sash.

WOODRUFF'S HYBRID CUCUMBER (See description above).

EARLY FORTUNE Fine early white spine strain.

EARLY CLUSTER Pickling variety.

GREEN PROLIFIC Fine pickle variety.

BOSTON PICKLING Straight, uniform pickling variety.

CHICAGO PICKLING.

DAVIS PERFECT New long, prolific cucumber

IMPROVED WHITE SPINE Standard sort, very popular.

ARLINGTON WHITE SPINE Best market and early shipper.

IMPROVED LONG GREEN (Mustard Cuke).

FORDHOOK FAMOUS.

KLONDIKE Fine shape and dark color.

SUNNY SOUTH Early white spine type, good yielder color stays green.



Black Beauty Egg Plant

EGG PLANT

CULTURAL DIRECTIONS Egg plant is slow to germinate. They should be started in the hotbed in March, and thinned out to 4 or 6 inches between plants. Set out the latter part of May, two feet apart in the row, and the rows three feet apart. An ounce will produce a thousand plants. Will not stand frost.

EXTRA EARLY LONG PURPLE Very productive and early variety.

BLACK BEAUTY Very desirable sort for the market, as the fruit holds its color well.

NEW YORK SPINELESS

FLORIDA HIGH BUSH Plants are large and high, usually bearing the fruit off the ground. Fruit medium size, pear shaped, and of a purple color. Very productive.



FRESH TESTED SEEDS FOR THE GARDEN



KALE OR BORECOLE

CULTURAL DIRECTIONS For planting in the fall to winter over we recommend Dwarf Siberian. Sow in August on well drained soil. Ridge up with a shovel plow the last thing in the fall to drain the water away from the plants. This ought to winter over and make a fine spring cutting. For fall and early winter cutting, sow Scotch Kale in midsummer. Sow the seed in beds the same as cabbage and transplant into rows 30 inches apart, 12 inches apart in the row.

DWARF GREEN CURLED SCOTCH Very popular for general use.

SPECIAL DWARF SCOTCH This stock is Long Island grown. Withstands frost. Has a double deck and is dark green and very curly.

DWARF SIBERIAN OR GERMAN SPROUTS Stands severest climate.

TALL CURLED SCOTCH Same as dwarf except tall stem.


ENDIVE OR ESCAROLE

CULTURAL DIRECTIONS May be grown any season of the year. Sow in April for an early crop, in June or July for a late crop. Thin the plants a foot apart, having the rows a foot and a half apart. The heart may be bleached by tying the outer leaves up over the top of the plant.


BATAVIAN BROAD LEAF (Full Heart) Large and tender for fall or winter.

LARGE GREEN CURLED (Red Ribbed) Hardy variety, fine quality.

WHITE CURLED Light yellow, very curly.



Dwarf Siberian Kale




Florence or Italian Fennel

FENNEL

CULTURAL DIRECTIONS Sow early in spring in rich, well pulverized soil, rows two feet apart, not more than 1/2 inch deep. When two inches apart, thin to 10 inches. When half grown, earth up and bleach like celery.

FLORENCE OR ITALIAN Forms a bulb above ground at base of leaf stalk which is excellent when cooked.

**By Buying Seeds In
Bulk You Save Money
And Get The Best.**



Scotch Kale



FRESH TESTED SEEDS FOR THE GARDEN



KOHL RABI

CULTURAL DIRECTIONS Sow as early as possible, leaving 18 inches between the rows. Thin to 6 inches. Kohl Rabi does not thrive in hot weather. Plantings for fall use may be made in July.

EARLY WHITE VIENNA Very early, whitish green in color, with small tops.

EARLY PURPLE VIENNA Similar to White Vienna except in color.

LEEK

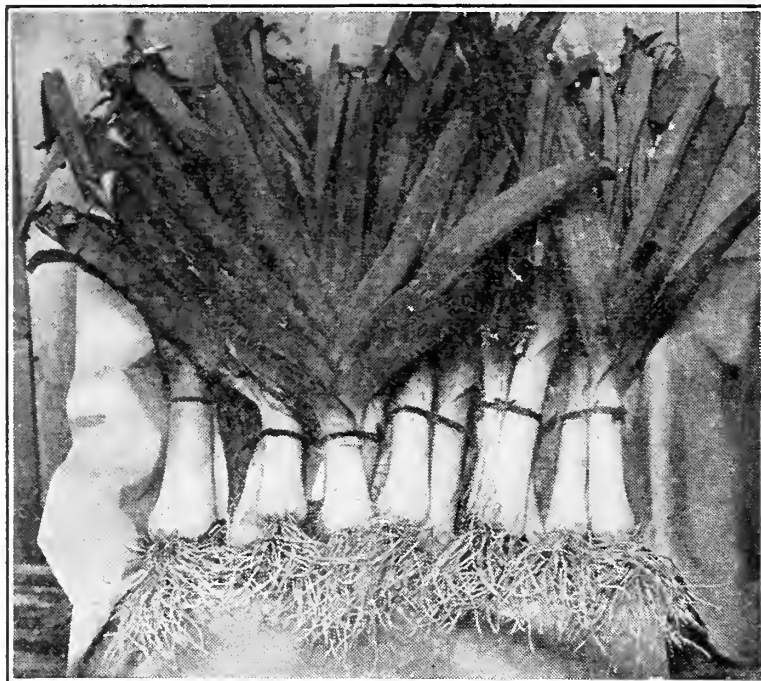
CULTURAL DIRECTIONS Generally started in seed bed and later transplanted to rows 2 feet apart. If not thus started, sow early about a half inch deep and thin to six inches. Earth up and bleach like celery when six inches high.

AMERICAN FLAG

DOBBIE'S INTERNATIONAL Very large, bleaches 12 inches.

MONSTROUS CARENTAN Very large.

LARGE MUSSELBERG




Dobbie's International

LETTUCE—HEADING VARIETIES

BIG BOSTON A fine forcing strain or for open ground. Large solid heads. Our stock is particularly fine, has been selected by an expert, and our customers tell us it is the finest strain of Big Boston they can obtain anywhere.

NEW EARLY MAY KING An improvement on the original strain until it has double the frame and size of the original stocks. Heads very early and does equally well in open ground or under sash.



Big Boston

WAYAHEAD Very early firm heading sort; leaves quite smooth.

SPECIAL WHITE BOSTON Does not turn red by frost or heat. Much like Big Boston, but lighter green and without the red tinge. Very popular for cold frames and spring and fall planting in the field. Stands hot weather well and heads early.

BLACK SEED BIG BOSTON. (Extra Selected stock). Very fine for fall and winter sowing in cold frames. Has a very large frame, solid heads, which mature uniformly.

WHITE SEED TENNIS BALL For forcing. Forms compact head.

MAMMOTH BLACK SEED BUTTER Fine cold weather lettuce and a great favorite for sowing for fall crop

IMPROVED HANSON A splendid summer heading sort, being compact, with a large cabbage-like head. The outer leaves are yellowish green, inner leaves white, sweet and tender.

SPECIAL "J" An improvement over Big Boston in that it is very free from bottom rot, tip burn, and grows higher off the ground than the latter. It is especially fine for spring sowing out of doors. Forms a very solid head.



FRESH TESTED SEEDS FOR THE GARDEN



NEW YORK, LOS ANGELES, OR WONDER-

FUL This variety produces heads of unusual size, frequently averaging 18 in. in diameter and weighing from 3 to 4 pounds, and nearly as solid as cabbage. It blanches itself naturally, is crisp, tender, and of excellent flavor, always free from bitterness.

ICEBERG One of the best varieties. Heads early and stands a long time before running to seed. Leaves finely cut and curled, very light green color, while the center of head is pure, crisp and of fine quality. We have a fine strain that heads uniformly well.

BLACK SEED TENNIS BALL Our strain is considered a standard for quality cabbage heading and is slow to run to seed.

MARKET GARDENERS' PRIVATE STOCK

Prized as a main stock sort which makes a large solid head and stands a long time before throwing a seed stalk.



New York Lettuce

IMPROVED SALAMANDER One of the most popular sorts for withstanding heat.

LETTUCE—CURLLED OR LOOSE HEADED VARIETIES

WHITE SEEDED SIMPSON OR EARLY CURLLED SILESIA Loose curled head, similar to Black Seeded Simpson. Particularly suited for sowing thickly and cutting when plants are young.

PRIZEHEAD Large clustering non-heading sort; most excellent for home garden as it is very early. Too tender for shipping. Leaves are fine, curled and crinkled, bright green tinged with brownish red. Very crisp and tender.

BLACK SEED SIMPSON Large loose head; nearly white and very tender. Superior for earliest crop.

GRAND RAPIDS An old standard loose leaf curly variety for forcing or out door use. Will stand high temperature, does not wilt quickly after cutting, therefore a good shipper. We have been told that our stock of Grand Rapids is the best stock obtainable.

TRIANON COS ROMAINE The Romaine types of lettuce are becoming very popular. Almost the entire plant is tender and palatable.

PARIS WHITE COS ROMAINE Large sort of Romaine. Excellent as a salad.

DARK GREEN ROMAINE This is darker, more hardy than Paris White Cos. Will head up under almost any condition.




Paris White Cos. 1,600 Crates on 1 Acre



FRESH TESTED SEEDS FOR THE GARDEN



MUSKMELON OR CANTALOUPE SALMON FLESHED VARIETIES



Bender's Surprise

CULTURAL DIRECTIONS Sow ten or twelve seeds in a hill, the hills five or six feet each way. After danger of frost is past, thin out to four strong vines. A rich sandy loam is best. Cultivate as long as possible.

BENDER'S SURPRISE We believe the Bender melon to be the best flavor and finest eating melon we have ever tasted, and strongly recommend it over every other melon. It is of the Surprise type and strongly related to Irondequoit and Tip Top, but very superior in eating quality. The skin when ripe is light greenish yellow, the flesh a very deep salmon. It can be successfully grown as far north as Minneapolis. See illustration taken from a photograph.

TIP TOP Shape varies from round to slightly oblong. A large size melon and late in maturing. Pale green skin, lightly netted. Flesh deep salmon.

EMERALD GEM One of the best early melons, and especially adapted for a home garden or for nearby markets, as it will not ship well because it will get soft on the ends. Deeply ribbed, lightly netted, flesh rich salmon, exceedingly small seed cavity. Very sweet.

OSAGE OR MILLER'S CREAM A very high quality melon. Fruits are dark green, slightly ribbed and well netted. Rich orange salmon flesh and very sweet.

HEARTS OF GOLD An excellent mid-season variety. Fruit round, distinctly ribbed and densely covered with fine grey netting. Flesh thick, fine quality and rich orange color.

BURRELL'S GEM An excellent pink meat sort.

FORDHOOK Medium size, flat at the ends. Emerald skin, orange yellow flesh.

One Ounce plants about 80 Hills. Three Pounds to One Acre

GREEN FLESHED VARIETIES

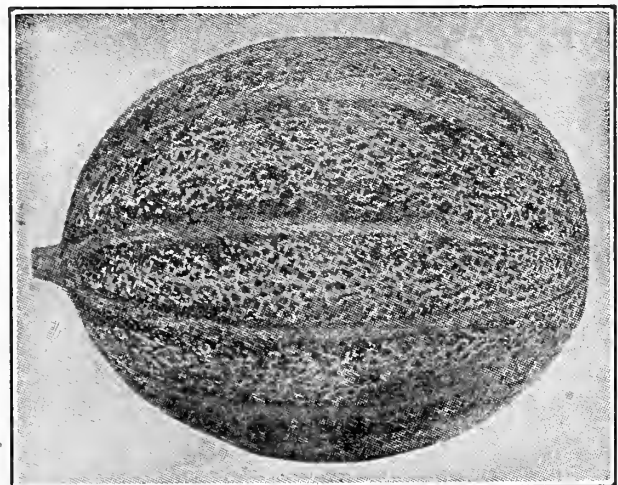
JENNY LIND Small fruit, with button on flower end.

ROCKY FORD Small round fruit, no ribs and heavily netted.

EARLY HACKENSACK An old sort.

LARGE HACKENSACK Large round fruit. Heavily netted.


HONEY DEW Cassaba type, large oval fruit, smooth lemon tinted shell.



Osage or Miller's Cream



FRESH TESTED SEEDS FOR THE GARDEN



WATERMELON

CULTURAL DIRECTIONS In general, the same as for Muskmelon. Hills should be eight feet apart each way. One ounce for 30 hills. Five pounds per acre.

MOUNTAIN SWEET Fairly early, medium to large size, very dark green, and good quality.

ICE CREAM One of the best for growing in the North; early; short and oblong; thin rind, flesh bright scarlet; seeds white, quality very good.

PHINNEY'S EARLY Suitable for home gardens; size medium, oblong shape, quality very good; seeds light brown.

COLE'S EARLY Very early. Fine for home gardens. Round and sweet.

SWEETHEART Medium early, large size. Oblong, tough rind, and a good shipper. Light green, bright red flesh, very sweet, seeds black.

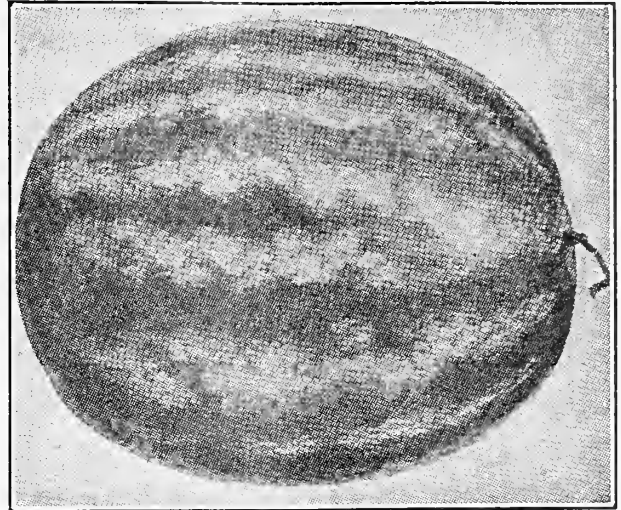
KLECKLEY'S SWEET Fine for nearby markets; medium size, thin rind, flesh bright red and crisp.

IMPROVED LONG DIXIE Large, oblong, dark green and striped. Good eating and shipping qualities.

GEORGIA RATTLESNAKE A Southern favorite. Very long, seeds white, light green.

HUNGARIAN HONEY Early, for home gardens. Small size, seed small and brown.

TOM WATSON A fine shipper. Rich red flesh.



Cole's Early Watermelon

CITRON

COLORADO GREEN SEED

COLORADO RED SEED

MEDICINAL HERBS

ANISE

LAVENDER

BALM

SAGE

BORAGE

SWEET BASIL

CORIANDER

SWEET MARJORAM

CARAWAY

SUMMER SAVORY

SWEET FENNEL

THYME

HOREHOUND

WORMWOOD

DILL, L. I. MAMMOTH

MUSTARD


GIANT SOUTHERN CURLED A very curly mustard of the best sort; very popular in the South, where we sell large quantities.

FORDHOOK Very dark green curly leaves, excellent for greens.

OKRA OR GUMBO

PERKINS MAMMOTH PODDED Height 6 to 7 feet. Pods deep green, long and slender. Very productive.

WHITE VELVET Plant rather tall, very productive. Pods medium length.



Okra, White Velvet

GET OUR PRICES

We will save you
money

Give your local store
your business



FRESH TESTED SEEDS FOR THE GARDEN



ONION SEED

HOW TO RAISE ONIONS. We recommend a dark sandy loam for soil. It should have been cultivated with hoed crops prior to being planted with onions so that it will be free from weed seed. You cannot afford to raise Onions on land full of weeds. The soil should be very fertile, which can be obtained with stable manure or a high grade commercial fertilizer applied at the rate of a ton to a ton and a half to the acre. A fertilizer, strong in potash reduces the tendency to grow Scallions or stiff neck bulbs. The ground should be well plowed and well pulverized so as to make a fine smooth seed-bed.

SOWING THE SEED The seeds should be sown as soon as the ground is made ready with a regular drill adjusted to sow about 1/2 inch deep. We recommend five pounds to the acre. A thin seeding gives a larger Onion and the rows may be sowed either 12 or 14 inches apart.

CULTIVATION Cultivation should begin just as soon as you can see the rows. To let the weeding get ahead of you means double the cost to do the work. A small weed today may mean a big one tomorrow and when you pull the big weed up you pull the onion also.

HARVESTING This should be done as soon as 85% of the tops have gone down and begun to dry out. Pull the onions and throw them into small windrows and unless the weather is very dry, they ought to be turned over in five or six days. The best storage temperature for onions is about 32.

SEED Our onion seed is raised from choice selected bulbs and whether you are growing a small garden or a large acreage for market, we can supply you with the best.

SOUTHPORT WHITE GLOBE Most popular winter keeping white.

WHITE QUEEN Popular bunching sort.

EARLY BARLETTA A very early variety, bulbs small and very white. A popular bunching sort, somewhat like white Queen. Bulbs from one to two inches in diameter.

WHITE PORTUGAL Flat, popular for pickling, bunching and sets.

COLORADO MOUNTAIN DANVERS Popular in Colorado, A hard, good keeper.

EXTRA EARLY YELLOW Half way between globe and flat. Ripens even. Three weeks earlier than Yellow Globe.

YELLOW GLOBE DANVERS Very popular good keeper.



Extra Early Yellow

SOUTHPORT YELLOW GLOBE One of the best yellow winter keepers.

OHIO OR MICHIGAN YELLOW GLOBE Globe, flattened at the base.

YELLOW DANVERS FLAT Used largely for sets.

YELLOW STRASSBURG Popular for sets.

AILSA CRAIG Large, light yellow, mild.

PRIZETAKER Large, yellow. Often used in hotbeds for transplanting.

JAPANESE The best variety for growing onion sets. Yellow, slightly flattened. A very good keeper.

RED WETHERSFIELD Large and flat. Big yielder.

SOUTHPORT RED GLOBE Large globe shaped good keeper. Rich red color.



Yellow Globe Seed



FRESH TESTED SEEDS FOR THE GARDEN



ONION SETS

ONION SETS Our supply of Onion Sets comes to us direct from the grower and we feel they are the choicest line of Onion Sets to be had in America. If you like some fine crisp, slicing Onions to take from your garden very early, then you should plan on getting them from Onion Sets. You can plant Onion Sets with absolute safety the very moment the frost is out of the ground, and the earlier they are planted the better the crop. If you use Onion Sets in any quantity you should give us your order early and at least thirty days before you are going to want them so that we can plan on having the stock in the store the moment you call for them.



Sets Ready for Storage

HOW TO GROW ONIONS FROM SETS. In planting Onion Sets, lay out drills about an inch deep and nine inches apart for gardens, twelve inches apart on large acreage. Plant the small sets in these drills about two inches apart and cover very slightly. A set of small size, about the size of a nickle will grow the finest Onions. Keep the ground free from weeds by frequent hoeing until the crop is ready for pulling. If you desire part of the crop for bunching or slicing and part for dry bushel Onions, then it would be well to pull such Onions as show a tendency for a seed stalk to use for slicing and leave the others for bushel Onions. Our JAPANESE ONION will throw very few seed stalks and grow the finest keeping onion of any on the market. It is mild in flavor and we recommend it above all others.

PLANT ONIONS

GROW ONIONS

EAT ONIONS

LENGTHEN YOUR LIFE

Health inspectors in our large centers report that where people were of a nationality addicted to the uses of Onions and Garlic, there was very much less Influenza and Colds in evidence.


JAPANESE ONION SETS The best keeping finest flavored and biggest yielding onion on the market.

YELLOW ONION SETS

RED ONION SETS

WHITE ONION SETS

ONE THOUSAND BUSHELS PER ACRE is common and we had one customer who actually reported ninety bushels of Onions grown from one bushel of Japanese Sets.



Japanese Onions—From Sets



**Ex. Early Yellow
Yield 300 Bags \$1200.00 on One Acre**



FRESH TESTED SEEDS FOR THE GARDEN



PARSLEY

CULTURAL DIRECTIONS The seed is a very slow germinator, even slower than Parsnip and seed should be sown as early as possible in the Spring in drills and not more than one-half inch deep. With the curled varieties, which are used for garnishing, when the plants are three to four inches high it is an excellent plan to cut the leaves back to the ground and they will immediately start a new and fresh growth. In garden culture, it's a good plan to plant at least two rows so that one row can be cut back while you are using your second row, which insures a fine fresh growth at all times. The Hamburg or Parsnip Rooted Parsley is used for the edible roots and where so intended should not be cut back, but the picking of a few of the Parsley leaves from the row of Hamburg Parsley, will not injure it.

PARSLEY


HAMBURG PARSNIP ROOTED This variety has edible roots, resembling parsnips, as shown in cut. Roots used for flavoring soups and stews, having somewhat a celery flavor. Our stock of Hamburg is a very choice selection.

MOSS CURLED One of the most popular for market and home garden. Very curly.

DOUBLE CURLED Slightly later than Moss Curled, but darker in color.

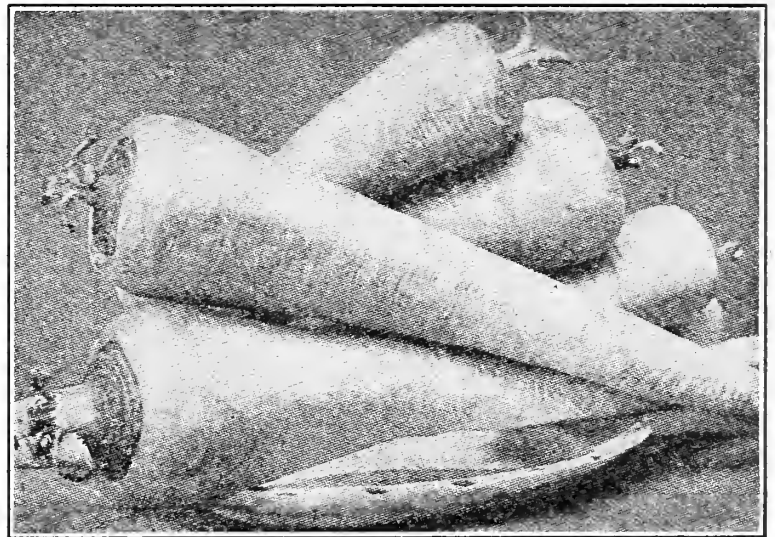
TRIPLE CURLED Fine stock.

PLAIN LEAF Leaves are plain. Used for soups.



Hamburg Parsley

PARSNIP



Early White Model Parsnip

CULTURAL DIRECTIONS Sow Parsnip on a deep rich soil early in the Spring, cover it about one-half inch with dirt, which should be pressed firmly over the seed. To have nice, well shaped roots, the thinning of Parsnip is very important. They should be thinned to a single plant six inches apart in the row and given frequent cultivation. This crop requires the entire season to mature and as frost improves the flavor of the roots they may be left in the ground all winter. Both as to quantity and food value the Parsnip is also a very valuable stock feed.


EARLY WHITE MODEL Improved Hollow Crown. About the right length, smooth, snow white, no side roots, very desirable.

HOLLOW CROWN Half long, thick through, smooth and good color. A choice stock

By buying our Bulk Seeds you get the Best and Save Money.



FRESH TESTED SEEDS FOR THE GARDEN



POTATOES

Aroostook County, Maine, Grown

In our Potatoe list we have not attempted to include a full line, but are listing the most popular sorts. If our customers desire other varieties we will endeavor to take care of them upon receipt of their order.

Certified Seed

IRISH COBBLER The most profitable variety to grow for an early market. This variety produces very few if any small potatoes and all of marketable size. Flesh is pure white with a clear White Skin. Eyes are deep, cooking and keeping qualities are good. We recommend it for your early sort.

EARLY ROSE A desirable early sort with a bright reddish color, thin skin, smooth eye and grow mostly of a uniform size.

SPAULDING ROSE A newer variety similar in shape to Early Rose except it is not quite as early but is a larger yielder and an especially good shipping potatoe.

GREEN MOUNTAIN This is without doubt the most popular Maine Crop Potato in America, in some sections it has superceded all other Maine Crop varieties. A great cropper, oval in shape, large in size, with a white skin and a smooth eye. It cooks white, dry and mealy and thrives in all soils in any locality.

DELAWARE A potatoe, very similar to the Green Mountain.

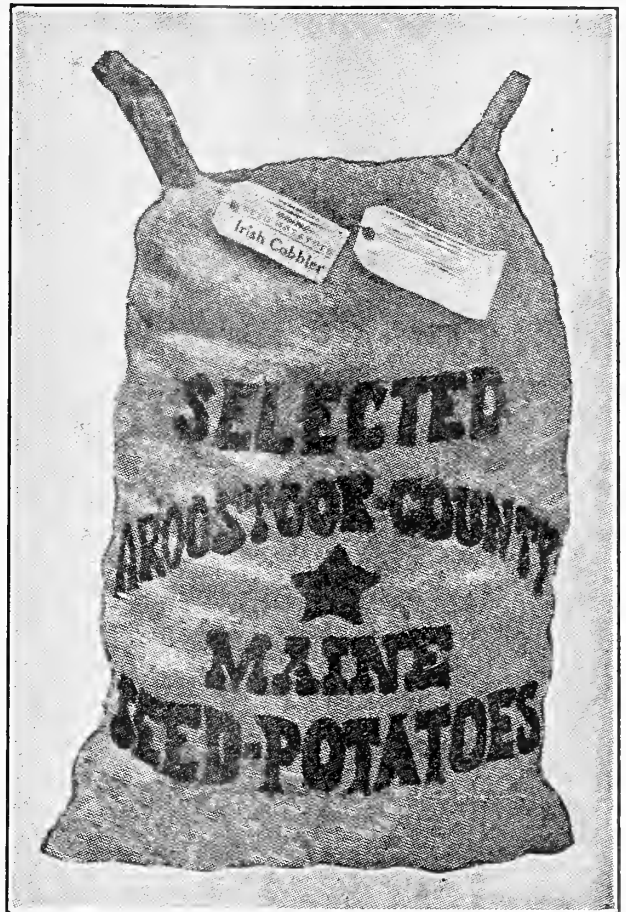
PUMPKIN

CONNECTICUT FIELD Round, red variety. Very productive, and easily grown.

LARGE CHEESE (Very Choice Stock) Our stock grown from selected stock seed. Chrome yellow skin, tender yellow flesh, deep ribbed. We show photograph of a large pile of them ready for seeding. An excellent stock feed.




Large Cheese



SMALL SUGAR (New England Pie) Small but excellent quality for pies. Fruit deep orange color, 8 to 10 inches in diameter. Flesh a rich, deep yellow.

TENNESSEE SWEET POTATO Neck slightly crooked, body bell shaped. Creamy white rind and flesh. Nice quality.


KING OF THE MAMMOTH The giant of the pumpkin family, known to grow to 240 lbs. Two feet in diameter. Salmon orange skin, yellow thick flesh.



Connecticut Field



FRESH TESTED SEEDS FOR THE GARDEN



Woodruff's Colossal

PEPPER (SWEET)

We are devoting two pages of this catalog to Peppers and feel that we are justified in doing so. Peppers are most largely used in seasoning meat and vegetable dishes and salads. Very large quantities are also used in chili sauce, chow, chow, and other choice relishes. It is generally considered one of the healthiest vegetables.

Peppers enter into the manufacture of many condiments, but the largest sale is of the green fruits produced by the larger fruited varieties. Peppers are hot in inverse ratio to their size, the smaller the pepper, the hotter the flavor.

CULTURAL DIRECTIONS Sow the seed indoors as early as practicable and when the plants are an inch high transplant into boxes or cold frames so that they stand 5 x 5 inches. On mild days give the plants plenty of air to harden them and as soon as all danger of frost is past set outdoors in rows, 2½ ft. apart and 18 inches in the row. One ounce of seed will produce 2,000 plants. 11,000 plants will plant an acre.

WOODRUFF'S COLOSSAL This is the finest stock of pepper that we have ever offered. Fruit very large, thick meated, beautiful red color, and absolutely sweet. The fruit is almost 100% four-pronged, as shown by the cuts.

BULL NOSE Large thick meated; bright red; mild flavor; very popular for stuffing when young and dark green; bright red when ripe; mild flavor and very productive.

SWEET MOUNTAIN Resembles Bull Nose but longer fruit; mild flavor, often growing to be six inches long by 3 1-2 to 4 inches in diameter; bright red.

POLOMBO Large and sweet, very thick meated.

WORLD BEATER A very large thick meated pepper; mild flavor; bright red; very productive and one of the best.

RUBY KING Is one of the old standbys; bright red good sized fruit and heavy crop; mild flavor.

NEAPOLITAN Very early and productive; large and sweet; fruit of upright growth four to four and one-half inches long by two inches in diameter.

PIMENTO Very thick fleshed; smooth, mild crimson variety; growing more popular for use in salads and garnishes on account of its mild flavor and extraordinary quality.

RUBY GIANT A fine sweet pepper somewhat similar to World Beater. Bright red, and very productive. Mild flavor, a thick flesh, making it a good shipper.

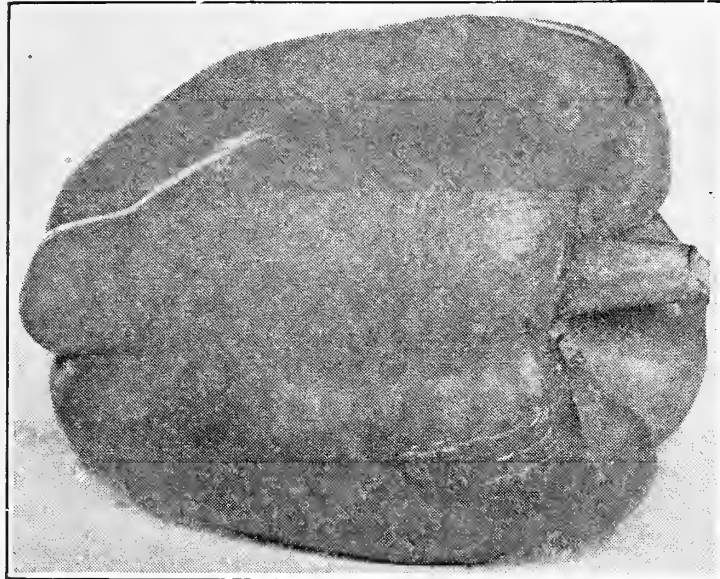
SWEET SQUASH OR CHEESE Somewhat the shape of a small flat tomato, being about 3 inches in diameter and 2 inches from stem to blossom end. Smooth, deep scarlet color, thick fleshed and sweet. Very prolific.



FRESH TESTED SEEDS FOR THE GARDEN



PEPPER

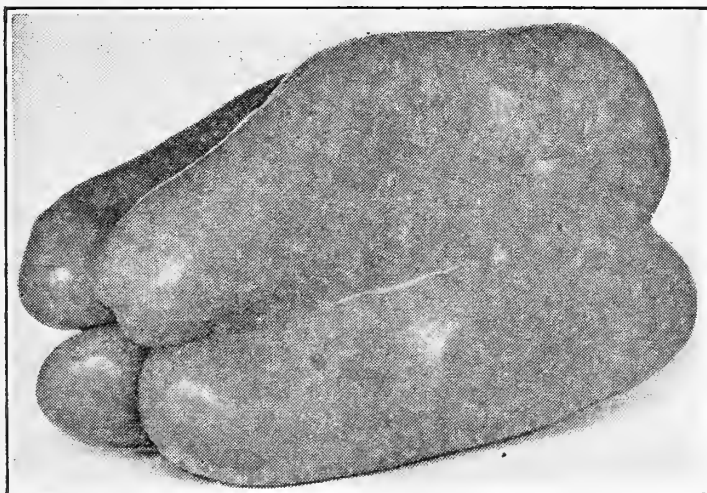


Ruby King

HARRIS' EARLY GIANT The earliest and most prolific of all the large peppers. Two weeks earlier and yields three times as much as Ruby King, Chinese Giant and other large sorts. Peppers are very large and fine quality.

OHIO CRIMSON GIANT One of the best of the large fruited varieties, fully as large as Chinese Giant, earlier and more prolific; deep green when young, ripening to a bright scarlet; popular for stuffing and mangoes.

CHINESE GIANT Enormous size; mild and red; plant is vigorous in growth but apt to be light bearer.



World Beater

PEPPER (HOT)

HEIFER HORN A very productive pepper of the cow horn shape.

LARGE HOT SQUASH It grows a medium sized vine and sets very full—medium sized thick meated and very hot fruit—which is bright red when ripened and makes a very fine pepper for pickles, chili sauce, etc., where hot fruit is required.

RED CHERRY Small Cherry shaped—largely used for pickling.



Hungarian Yellow Wax

HUNGARIAN YELLOW WAX A long, somewhat twisted very hot pepper that has proved on our trial grounds to be a heavy yielder. Fruit is pointed, and from 5½ to 7 inches in length.

LONG RED CAYENNE Fruit often curved and twisted; 4 to 4 1-2 inches long and about 1 1-2 inches in diameter; hot and pungent; color bright red.

RED CHILI Fruit about 1 1-2 inches long, cone shaped; used for pepper sauce; exceedingly prolific; color bright red; plant about 18 inches high.

RED CLUSTER Very productive; small fruit which are exceedingly hot and coral red in color.



FRESH TESTED SEEDS FOR THE GARDEN



PEAS—EARLY GARDEN VARIETIES


Every home garden should have its quota of early and late Peas. **ALL VARIETIES OF PEAS, REGARDLESS OF HEIGHT MAY BE SUCCESSFULLY GROWN WITHOUT TRELLIS OR SUPPORT.** On the tall vine varieties growing thirty inches or more in height if you care to trellis same the rows may be placed considerably closer together than if they are allowed to lay on the ground. Wrinkled Varieties 56 lbs. per bushel; smooth 60 lbs.

CULTURAL DIRECTIONS

For the best results plant Peas five inches deep in soil that has been deeply plowed and well worked. Peas like cold damp weather, therefore should be planted early. A very fine method to secure maximum results from a garden plot is by planting in double rows, six inches apart and then allow about two and one-half feet between the double rows. A succession of pea-picking may be obtained by planting the same variety at five to ten day intervals but we have met with best success from sowing all varieties comparatively early and depending for succession by selecting sorts that follow each other in maturity.

The wrinkled varieties will absorb more water than smooth seeded sorts and therefore should not be planted quite as early, but they are of superior eating quality and should be depended upon for the main crop. By picking the Peas as fast as they are fit for use the vines will blossom longer and give you more Peas.

The wrinkled varieties will absorb more water than smooth seeded sorts and therefore should not be planted quite as early, but they are of superior eating quality and should be depended upon for the main crop. By picking the Peas as fast as they are fit for use the vines will blossom longer and give you more Peas.



Thomas Laxton

LAXTON'S PROGRESS A distinctly new pea, with pods a little larger than Laxtonian. They mature about five days earlier than Laxtonian. Height of vine 16 inches. pods 4 inches long, dark colored, pointed.

LAXTONIAN Large podded, dark color, 4 inches long. Mature for the table in 64 days from planting. Vines 17 inches high. Beautiful eating flavor and a fine home or market garden pea.

PETER PAN Pods 3¾ inches, pointed, dark color, and set single, on light green vines about 20 inches high. Maturing for the table 64 days from planting. Eating quality excellent.

LAXTON'S SUPERB or **EARLY BIRD** A hardy, productive, semi-wrinkled variety with large dark green pods. Can be planted earlier in the spring, and will withstand cold, wet weather.

PIONEER An early dwarf pea of excellent flavor. Vines 16 inches high, pods 3 1-2 inches long.

ALASKA This is a very early smooth seeded variety. Pods 2 1-2 inches, light color, blunt at the end, set single. Vine 28 inches, 57 days from planting to table. The most popular canners sort.

THOMAS LAXTON This is one of the finest eating and most productive peas of the early market garden sorts. The pods are 3 1-2 inches long, blunt shaped, dark colored, set single. Mature for the table in about 62 days from planting. The seed is good size, wrinkled and cream yellow and green. Eating quality the best.

GRADUS A wrinkled seeded variety of exceptional eating quality. Large dark green pods, set single on vines about 30 inches in height of a light green color.

WORLD'S RECORD Similar to Gradus, about 4 days later.

EARLY JUNE Early, pods 2½ inches long, blunt, light colored and set single. Vine 26 inches high. 56 days from planting to table. Seed round, smooth and creamy yellow.


PILOT Smooth seed, big pod.

NOTT'S EXCELSIOR Fine for home garden. Heavy yielder. Pods 2 3-4 inches, blunt end, light, set single. Vines 14 inches and dark green. 58 days to the table.

SUTTON'S EXCELSIOR Fine variety for home garden. Pods a trifle light green for market gardeners. Pods 3 1-4 inches, broad and blunt, light color and set single. Vines 18 inches. 64 days to table.



FRESH TESTED SEEDS FOR THE GARDEN



SECOND EARLY GARDEN VARIETIES

AMERICAN WONDER For home garden use only. Pods 2 1-2 inches, blunt, light color, set single. Vine 12 inches, dark color. 60 days to the table.

LITTLE MARVEL Suitable for both home and market gardeners. Pods 3 inches, blunt, very dark, sets both single and double. Vines 17 inches, and very dark. 62 days to the table.

PREMIUM GEM Two weeks later than American Wonder. Vines 15 to 18 inches. Pods 2 3-4 inches long.

McLEAN'S LITTLE GEM Similar to Premium Gem, but slightly less desirable. Vines 18 inches.


AMEER For home and market gardeners. Pod 3 inches, pointed, slightly curled, set single. Vine 30 inches, dark. Smooth seed. 60 days to the table.

McLEAN'S ADVANCER For market gardeners and canners. Pods 2 3-4 inches, blunt, light color, mostly single. Vine 24 inches and dark. 68 days to the table.


LATE VARIETIES

IMPROVED TELEPHONE The leading large podded main crop sort. Pods 5 inches, pointed, very dark, set single. Vines 42 inches, dark and heavy. 71 days to the table. We believe we have one of the best stocks of Improved Telephone Peas in existence.

ADMIRAL DEWEY Remarkably productive. Large podded. Vines 42 inches.



Thrashing Peas



Telephone Alderman Thos. Laxton

DUKE OF ALBANY Very similar to Improved Telephone.

ALDERMAN Very fine large podded market gardeners' main crop pea. Pods 4 1-2 inches, pointed, very dark, set single. Vines 40 inches, medium dark. 72 days to the table.

PRINCE EDWARD Fine main crop gardeners' sort. Pods 4 1-2 inches, pointed dark, set single. Vines dark in color, 42 inches high. 72 days to the table.

DWARF TELEPHONE Fine for home or market gardens. General habits of the Telephone, but a dwarf vine. Pods 4 1-2 inches, pointed, and slightly curved. Light green color and set single and double. Vines 20 inches, 72 days to the table.

IMPROVED STRATAGEM Pods 4 1-2 in.

CANADA FIELD For feeding. Vine 48 in.



FRESH TESTED SEEDS FOR THE GARDEN



SWEET PEAS



Spencer-Type

We do not attempt to list a full line of Sweet Peas, for there are too many varieties to mention. For general use we recommend our choice Spencer Mixed, which will give you a fine variety of colors.

Plant as early in the Spring as possible. Never allow the roots to become dry.

SPENCER'S MIXED (Extra Choice) A splendid mixture of Spencer varieties. Our mixture combines a wide range of colors.

ECKFORD'S FINE MIXED A good mixture.

STRAIGHT COLORS SPENCER TYPES

AUSTIN FREDERICK IMPROVED, Lavender

KING WHITE, White.

HEBE, Bright Pink.

CAMPFIRE, Scarlet.

MISS CALIFORNIA, Salmon-pink.

MRS. TOM JONES, Blue.

NASTURTIUM

DWARF MIXED Fancy.

TALL MIXED Fancy.

RADISH—WINTER VARIETIES


CULTURAL DIRECTIONS Radish may be sowed in the hot bed for forcing or sowed in open ground just as early as you can work it because they will stand freezing and rough treatment. In fact the early spring weather gives the best results. Sow in drills twelve to eighteen inches apart and while plants are still small, thin to a single plant an inch and one-half apart. A very good plan is to give your radish bed a dressing of Nitrate of Soda, which stimulates the growth and makes some tender brittle roots. Successional sowings, about a week apart will give you a steady supply fine radishes. No garden is complete without a Radish bed. Radish is subject to Root Maggets which makes them useless. There seems to be no certain remedy for this pest. The best preventative is not to sow your Radishes on ground where there were either Radishes, Turnips, or Cabbage grown the year previous.

ROUND BLACK SPANISH We have a very choice stock of this popular Winter radish. It grows a top-shaped radish, 3 to 4 inches in diameter, and 3 1-2 inches long. The skin is a very rich, handsome black color, and the flesh a very clear white. Fine flavor, and a splendid Winter keeper. We recommend this to our customers for a Winter radish.

LONG BLACK SPANISH A late and hardy Winter radish. Seven to nine inches long, 2 to 3 inches in diameter.

HALF LONG BLACK Fine stock. Roots grayish black color, 4 to 5 inches long, 2 to 3 inches in diameter.

CHINA ROSE Roots cylindrical, bright rose color. For Winter use.



French Breakfast



FRESH TESTED SEEDS FOR THE GARDEN



RADISH—SUMMER VARIETIES

See Illustration On Back Cover


SPECIAL EARLY SCARLET GLOBE The roots, when market size, have a perfect deep red color and a perfect globe shape. We recommend this radish to market gardeners serving a critical market, as it will always bring the top price.

EARLY SCARLET GLOBE As usually sold, but not quite equal to our special stock.

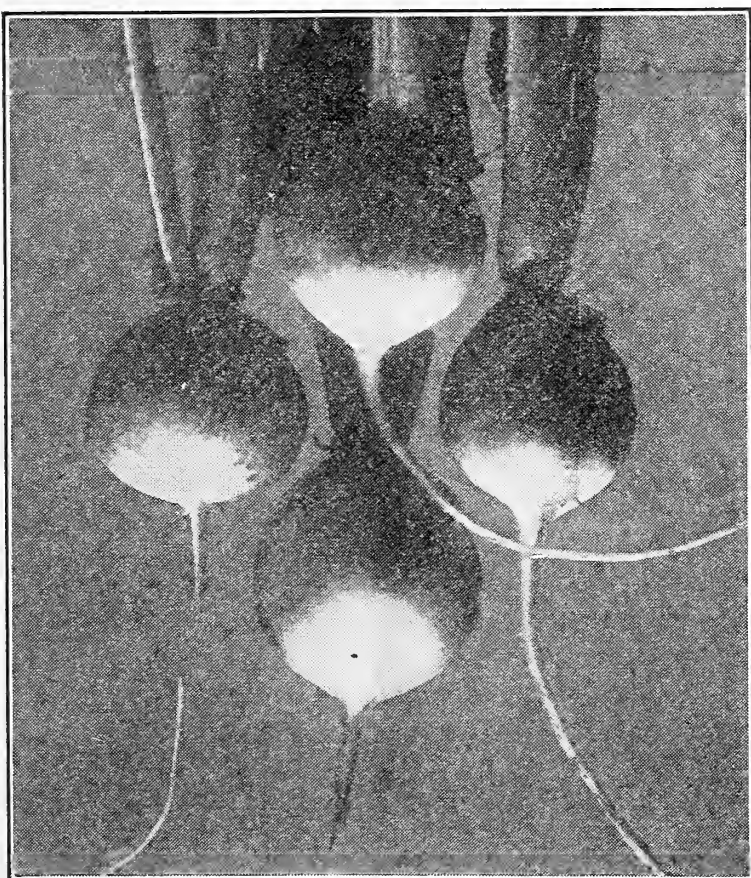
SPECIAL FORCING SCARLET GLOBE A small topped radish selected and bred especially for hot house use.

SCARLET GLOBE WHITE TIP An early Scarlet Globe variety with root and bottom of radish a clear white, running nearly half way up the side. Very popular with gardeners whose market calls for a white tipped radish.

SCARLET TURNIP WHITE TIP Turnip shaped scarlet with distinct white tip.



Early Scarlet Globe—Selected



Scarlet Globe White Tip

FRENCH BREAKFAST Olive shaped variety, about 1 1-2 inches long. A quick grower, deep scarlet color shading out to a slightly white tip. See cut made from photograph on opposite page.

WHITE ICICLE Waxy white, long roots, tapering down from the shoulder. Five to 6 inches long, with small tops. Flesh very crisp and tender.

CRIMSON GIANT A large, early round sort of the Scarlet Globe type. Grows twice the size, but is a little later and has more top, which makes it undesirable for forcing, but an excellent outdoor sort. It remains solid longer than any of the early round red varieties. Color bright red.

WHITE STRASSBURG A popular Fall variety. Roots fairly long, 4 to 6 inches. One to 2 inches in diameter.

GIANT WHITE STUTTGART A large top-shaped variety of clear white color, for Summer or Fall use.



FRESH TESTED SEEDS FOR THE GARDEN



SALSIFY OR OYSTER PLANT

SALISFY

CULTURAL DIRECTIONS Sow early and quite deep giving the general culture recommended for Parsnip. They may be left in the ground over winter, but be dug just as soon as the frost is out in the spring as they deteriorate very fast as soon as they begin to make their spring growth.

MAMMOTH SANDWICH ISLAND We consider this the largest and most profitable salsify in cultivation; roots are two to three times the size of the ordinary salsify, and of more agreeable flavor. It is pure white in color, and the best home or market garden sort. Our stocks are grown on our own ranches.


SORREL

CULTURE Sow in drills early in the Spring, and thin to 6 inches apart in the row. You can commence cutting in two months and the plants continue in full bearing for three to four years. The leaves are used for soups and salads, having a pleasant acid flavor.

BROAD LEAF Large pale green leaves. Fine quality.

SUNFLOWER

MAMMOTH RUSSIAN Large gray seed.



Giant Summer Crookneck Squash

SQUASH

SUMMER VARIETIES

CULTURAL DIRECTIONS Plant Summer Squash in hills four feet apart each way and use before they mature. Seeds should be planted about eight or ten to the hill and after the beetles are through taking their toll should be thinned to four healthy plants. Insect pests may be kept off by frequent dustings of Air Slack Lime or Ashes. A very effective way to handle the bugs is to place a small shingle about four inches wide on the ground near the plant. Towards evening, or early in the morning the bugs will gather under the shingle and may be destroyed.

SUMMER CROOKNECK The well known standard sort, early and productive. Fruit about 10 inches long.

GIANT SUMMER CROOKNECK The most popular sort. Larger and darker colored than other varieties. Vines are of bush habit, larger and more vigorous than Summer Crookneck. Fruit when mature about 18 inches, with very warty surface. A favorite market garden sort.



Summer Straightneck Squash

SUMMER STRAIGHTNECK We have spent much time and effort to bring out a summer squash which has little or no crook. Many of our good customers have been demanding a squash of this sort, as they have found that the crook necks are frequently broken, with attendant loss to them. In all respects except the neck, it is the same as Giant Summer Crookneck. We heartily recommend it for your use.



FRESH TESTED SEEDS FOR THE GARDEN




SQUASH — FALL AND WINTER VARIETIES

HUBBARD Standard Winter sort. Similar to Warded Hubbard, except that the shell is not as rough.

GOLDEN HUBBARD Shaped like all the Hubbard family. The shell is a rich orange color, and the flesh a deep orange of excellent quality.



WARTED HUBBARD The most popular Winter sort for market and general purpose use. The shape same as the rest of the Hubbard family, with a very dark green color, heavily warded. The flesh is very thick, fine grain, bright orange in color. See illustration above.

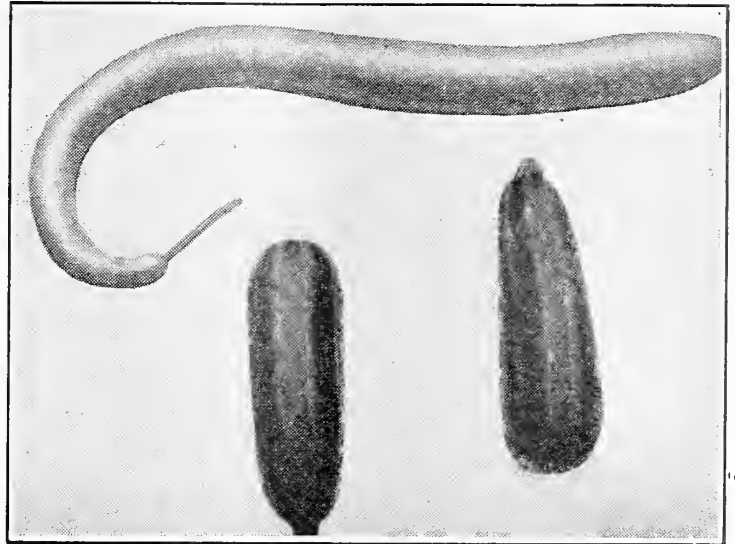


SIMM'S BLUE HUBBARD Has the same general shape as all the Hubbard squashes. The outer shell has a very attractive bluish green color; the meat is thick and golden orange. Very dry cooker and an excellent keeper, maturing early.

BOSTON MARROW Size and form like Hubbard, bright orange in color. Firm yellow flesh. Popular with canners and with bakers for pies.

DES MOINES MARKET This is a small acorn-shaped dark green Squash, about 5 or 6 inches long and 4 inches in diameter. The vines are vigorous. It makes excellent pies, can be cooked whole when young and keeps well.

DELICIOUS Top-shaped in form, medium size, dark green shell, orange colored flesh.



ITALIAN VEGETABLE MARROW (Cocozella Di Napoli) The vines are of bush habit and produce large elongated fruits, dark green at first, but as they mature become marbled with yellow and light green stripes. Fruits are in best condition for the table when about 8 inches long, but can be used when somewhat larger.

SPECIAL ITALIAN COCOZELLE (Cocozella di Napoli) This is a special selection grown for the most particular trade. It is a bush type with no runners. Produces yellow blossoms, and the fruit is 15 inches long when mature. The leaf is deeply cut, with light green veins.

ITALIAN COCOZZA LONGE This is the favorite Italian Marrow and is generally allowed to run over brush supports or fences. It is quite ornamental when trained over the pergola or arbor, furnishing both shade and edible fruits; cream color, 2 to 3 feet long and 3 to 4 inches in diameter.



FRESH TESTED SEEDS FOR THE GARDEN



SPINACH


CULTURAL DIRECTIONS Spinach is one of the most palatable and nutritious greens when properly prepared. It should be planted in very rich ground, the richer the better. Sow it in drills 16 to 20 inches apart and thin it to 4 to 6 inches to get the best results. When sown in the Spring under favorable conditions, the leaves should become large enough for eating in 8 weeks.

ROUND THICK LEAF The old standard thick leaved Spring Spinach. This is a very early spinach and an old favorite with truckers and market gardeners for Spring cutting.

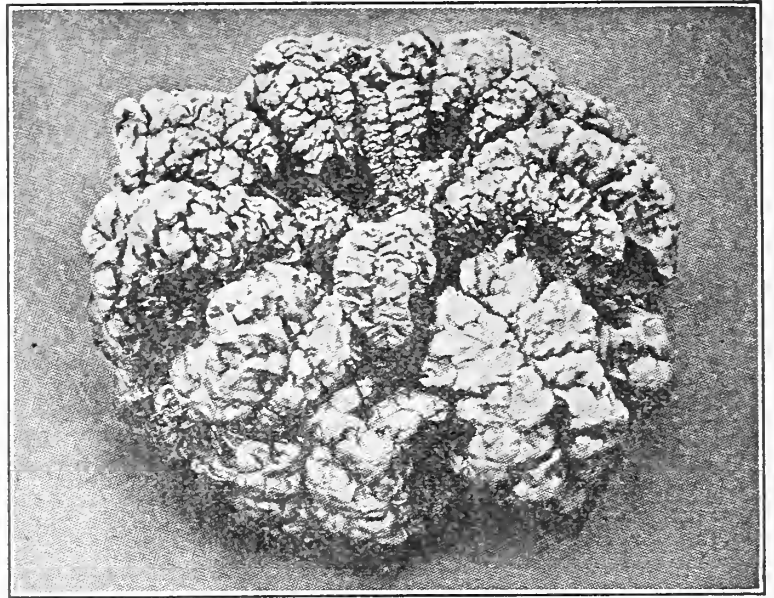
VIRGINIA BLIGHT RESISTANT SAVOY

This is a blight resisting strain of Savoy spinach produced by the Virginia Experiment Station at Norfolk, Va. The type is not thoroughly fixed, but it surely shows a remarkable tendency to resist blight. It goes to seed rather quickly, and we recommend it for sowing in the Fall.

SAVOY LEAF or BLOOMSDALE This is early, hardy and one of the best for market or canning. Grows upright, of medium size, with broad, pointed, dark, glossy green leaves, curled and wrinkled.



Juliana



Re-Selected Savoy

RE-SELECTED SAVOY This is one of the best types of Savoy spinach we have ever seen. Superior to the regular stocks of Savoy on account of its dark green color, early crumpled leaves and the fact that it remains longer in the cutting state before going to seed.

MONSTROUS VIROFLAY Suitable for either Spring or Fall sowing. Leaves thick, broad, and nearly round. Dark color. One of the older types of spinach, on the Thick Leaf order.


JULIANA This is of the Long Season type, having a large, beautiful, crumpled leaf. It has that beautiful, rich, dark green color. Remarkable for its rapid uniform growth and because it stands hot weather without bolting to seed longer than any other sort. Good for either Spring or Fall planting.

LONG SEASON A new and popular variety similar to Bloomsdale, with a broad and larger leaf, less curled, but will stand longer before bolting to seed.


VICTORIA An excellent variety, forming large, exceedingly thick and dark green leaves, slightly crumpled in the center. Plant grows large and compact, maturing in intermediate season. Leaves usually blunt or rounded at the end, seed round. Becomes fit for use nearly as early as other sorts and remains in good condition much longer.



FRESH TESTED SEEDS FOR THE GARDEN



SPINACH



Round Thick Leaf

KING OF DENMARK A rather slow growing spinach, but remains in nice condition from one to two weeks after some varieties have shot to seed. The plant greatly resembles Long Season. Leaves are thick and stand up well after cutting.

BLOOMSDALE LONG STANDING SAVOY

A new variety resembling the regular Savoy Leaf, but having a more compact growth, the leaves being a very intense green. It is the darkest we have ever seen. Does not grow as rapidly as Reselected Savoy, but stands the heat better. It will stand in prime condition several weeks after other sorts have shot to seed.



Bloomsdale Long Standing Savoy Spinach

NEW ZEALAND This is unlike true spinach in type as it thrives nicely during hot weather, and in almost any soil, rich or poor. The tender shoots are of fine quality, and you can keep cutting them throughout the Summer. Plant becomes very large and spreading with medium sized broad, pointed leaves. Plant 3 or 4 seeds in hills 2 feet apart each way. You can hasten the germination by soaking in warm water for 12 hours. This is a remarkably nice spinach for the home garden, giving you a cutting spinach all Summer.




Woodruff's Hot Weather

WOODRUFF'S HOT WEATHER Plants grow very compact, upright and brittle. The leaves are thick, crumpled, and solid. It grows considerably quicker than King of Denmark and withstands the hot weather even better. The above cut shows Woodruff's Hot Weather Spinach in comparison with the ordinary Savoy Spinach (at the left). You will see that the Savoy has shot to seed, with the three rows of our Hot Weather still standing in prime condition for cutting. We strongly recommend this variety for Summer plantings.

NOBEL GIANT LEAVED A large leaved type, somewhat like the old Viroflay, but is larger, stands longer and is much bulkier.



FRESH TESTED SEEDS FOR THE GARDEN



TOMATO

TOMATOES

CULTURAL DIRECTIONS Tomatoes require one hundred or more days in which to mature. Plants are tender and will not withstand any frost. Seeds should be sown in hot beds or in shallow boxes in the house from six to eight weeks before they can be set out of doors which must be when danger from frost is past. To get the best results tomato plants should be transplanted into boxes or cold-frames four or five inches apart when they first have four leaves. A good stocky plant is the best insurance for a healthy and nice crop and early transplanting is what does the trick.


MATCHLESS Fine standard main crop. Large smooth solid fruit of a good red color. Ripens a little later than Stone.

DWARF STONE Dwarf vine, very vigorous and productive. Fruit bright red, smooth and solid. The largest fruiting of the dwarf vine varieties, and matures with the later sorts. The upright habit of growth in this tomato enables one to set the plants more closely together.

DWARF CHAMPION An early purple fruited variety with a strong erect bushy plant; medium sized fruit.

LIVINGSTON'S BEAUTY Large productive purple fruit; good main crop sort, where a purple tomato is wanted.

LIVINGSTON'S GLOBE A large purple fruited variety of splendid quality. Fruit large, round as an apple, and matures earlier than most main crop sorts. Very firm, solid, and a good shipper. This is one of the leading varieties grown throughout the South for shipment to the North. Our stock is excellent.



A Vine of Special Earliana

SPECIAL EARLIANA We are offering this year a special selection of Earliana which is fully half again as large as the old type of Earliana has a thicker skin and ripens up to the stem end very free from cracks. Grows a small but vigorous vine, nearly globe shaped fruit, smooth, solid and a bright scarlet.

JOHN BAER Resembles Bonnie Best, maturing about the same time.

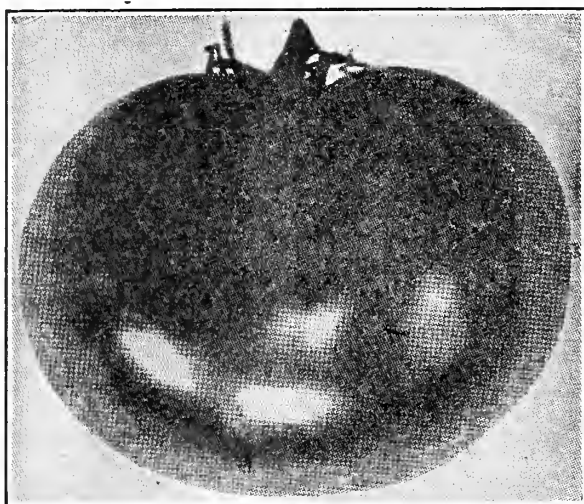
EARLY SUNRISE A very fine early sort, three to five days earlier than Earliana. Similar habits, but a smoother strain.

BONNIE BEST One of the best early varieties. Ripens a little later than Earliana, with bright red smooth fruit, ripening even and close up to the stem. While not one of the earliest, it is one of the best all around tomatoes.

CHALK'S EARLY JEWEL This makes a fine medium early and main crop sort. Bright red fruit, ripens even, is solid and ships well. Holds its size well throughout the season which makes it a very heavy yielder.

EARLY ACME Early purple fruited.

NORTON This is a wilt-resistant variety developed by the U. S. Department of Agriculture. Resembles Stone in every way as regards shape, color, size, season, etc. It resists wilt to a remarkable degree.




Bonnie Best



FRESH TESTED SEEDS FOR THE GARDEN



TOMATO



Marglobe

See Photo in Colors Front Cover

MARGLOBE The newest and finest tomato, introduced by the U. S. Dept. of Agriculture, from whom was obtained the seed used in growing the stock we now offer. Marglobe has a deep globe shape (see the illustration above) and a beautiful scarlet color. A very heavy yielder of fine large tomatoes which have a small seed cavity and thick firm meat. They ripen well up to the stem. Marglobe is almost 100% resistant to blight and nailhead rust.

GREATER BALTIMORE An excellent main crop sort, producing solid, smooth fruit of brilliant red color, ripening evenly to the stem. Used extensively among canners.

NEW STONE This is the old standard late variety, and is still holding great popularity. Produces a large crop of big, bright scarlet fruit.

RED ROCK Ripe fruit in about 110 days from sowing. Solid smooth tomato of bright red color.

PONDEROSA Very large fruit. Strictly a home garden sort.

PICKLING OR PRESERVING VARIETIES

YELLOW PLUM Plum-shaped, yellow.

RED PLUM Plum-shaped, red.


RED CHERRY Size large, cherry red.

YELLOW CHERRY Similar to red, except in color.

STRAWBERRY or HUSK Small yellow fruit which are produced in a husk.

RED PEAR Red pear-shaped.

YELLOW PEAR Yellow pear-shaped.



Livingston's Globe


**BUY
FRESH TESTED
BULK SEEDS AT
HOME FOR
SUCCESS**



FRESH TESTED SEEDS FOR THE GARDEN



TURNIP



Reselected Red Top White Globe

FALL VARIETIES — White Flesh Sorts

The value of Turnips and Ruta Bagas for feeding the stock in the fall and winter is not fully appreciated as they are relished by all kinds of stock and act as a good conditioner. They are very easily grown and a few rows in a home garden pay exceptionally well. Turnip are largely grown for a fall and winter crop.

Rutabagas should be sown in drills not later than the fourth of July, covered by about one-half inch of soil and when well started thin to about six inches apart. The white Fall Turnip may be sown from August 1st to 15th either broadcast or in drills.

RESELECTED RED TOP WHITE GLOBE

It has the particular feature of having a very bright red top which goes well down on the turnip, making it very attractive in appearance.

WHITE EGG Early oval sort; smooth, clean, white roots which grow half out of the ground; small tops; flesh fine grained and sweet. Extra selected stock.

LONG WHITE or **COW HORN** Carrot-shaped root growing half above the ground white and sweet. A very good table variety.

EARLY WHITE FLAT DUTCH (Strap Leaf)

White all over, flat quick grower; good for early crop.

EARLY PURPLE TOP STRAP LEAF Well known early sort. Largely used in all sections.

EARLY PURPLE TOP MILAN The earliest turnip; bulb white, flat, of medium size, with a bright purple top; very sweet and fine flavor; used in Summer for bunching.

EARLY WHITE MILAN Similar to Purple Top White Milan, except that it is all white.



FRESH TESTED SEEDS FOR THE GARDEN



TURNIP—YELLOW FLESHED SORTS

YELLOW ABERDEEN Globe shaped with purple top; yellow flesh, sweet but somewhat coarse; excellent for stock; large cropper.

YELLOW GLOBE A splendid sort for general crop; good keeper; bright yellow flesh.

GOLDEN BALL Delicately flavored; small top; medium sized root; round and very smooth; very deep yellow; crisp and firm.

RUTA BAGA OR SWEDE VARIETIES

LONG ISLAND IMPROVED Special Select. This stock renowned for its fine round shape, bright yellow color, fine grain and sweetness. Matures rapidly and has practically no neck. One of the finest ruta bagas we have ever seen. Ruta bagas grown from this seed for a number of years have had a ready sale in New York markets at 50c to 75c per barrel above all other stocks.

SWEET GERMAN Medium size, white flesh, slow growth. Green above ground, white below.


BREADSTONE or BUDLONG Fine grained white. American favorite.

WHITE ROCK Excellent white variety.

TURNIP GREENS

SEVEN TOP Sometimes called Broccoli Raab for fall sowing and spring cutting. Extensively used in the South for greens. Also as feed for stock. Very hardy. Not generally grown for the roots.

SPRING BROCCOLI RAAB Similar to Seven Top Turnip, but superior for spring planting. Has a compact head and throws a yellow blossom before going to seed.



Golden Ball

AMERICAN PURPLE TOP A strain of American origin, and resembling Long Island Improved Ruta Baga.

YELLOW FRENCH Like White French except in color.

WHITE FRENCH Firm, hard, sweet flesh. For table or stock.

PLANT

A

GARDEN



FRESH TESTED SEEDS FOR THE GARDEN



GRASS AND FIELD SEEDS

We shall be pleased to quote you our lowest prices on a quantity of grass seed at any time. It is our aim to have our grass seeds of just as good quality as our vegetable seeds, and we aim to buy the best.

CLOVER

MEDIUM RED (Domestic Seed.) This is the most important and most commonly used variety of all the clovers. Can be sown in Spring or Fall. We recommend Spring sown clover, unless able to sow in August, as small clover seeds are apt to Winter-kill badly.

MAMMOTH or LARGE RED This variety grows nearly twice the size of Medium or Common Red. Domestic seed.

MEDIUM RED (Imported Seed) Recent national legislation forces dealers to dye all imported clover seed, and the price is considerably cheaper than for the domestic. Italian clover will not Winter in this country, but clovers from Northern European countries seems to Winter all right.

ALFALFA, COMMON (Domestic Seed.) The plants grow 18 to 36 inches high. Furnishes excellent pasturage for hogs, but not recommended for pasturing other stock. In the form of hay, alfalfa is considered the best stock feed known. Needs one season to become established. Sow in northern latitudes from June to August.

ALFALFA, GRIMM This variety superior to regular alfalfa on account of its extreme hardiness, withstanding all sorts of climatic conditions in northern latitudes. Flowers variegated in color, with purple predominating. Domestic seed.

ALSIKE One of the most hardy of all clovers. Will stand well on moist soil. Domestic seed.

WHITE A small creeping variety. Very valuable for lawns and pasturage. Grows well anywhere but prefers moist soil.

OTHER GRASS SEEDS

TIMOTHY, BISON BRAND
TIMOTHY, PINE TREE BRAND Purity 99 1/2%.
RED TOP, FANCY RECLEANED
KENTUCKY BLUE GRASS
RYE GRASS

FIELD SEEDS

LINCOLN OATS
BARLEY
BUCKWHEAT, JAPANESE
CANADA FIELD PEAS
WINTER WHEAT
SPRING WHEAT
RYE, FALL or WINTER
RAPE, DWARF ESSEX
VETCH, WINTER or HAIRY

MILLET

JAPANESE
HUNGARIAN
GERMAN

BIRD SEEDS

CANARY
RAPE
HEMP
SUNFLOWER

VIGORO

Specially prepared plant food

Clean, Odorless, Easy to Apply

*Enjoy Better Lawns, Flowers, and Gardens
by Using VIGORO*

There is no secret in having a velvety lawn, colorful flowers, crisp, succulent vegetables, luxuriant shrubbery and stately trees.
100-lb. bag \$6.00; 50-lb. bag \$3.75; 25-lb. bag \$2.00; 5-lb. pkg. 60c.



LAWN GRASS SEEDS

For Lawns, Golf Links, City
Parks, Private Estates

Sow 5 bu. per acre for new lawns
One pound for 200 square feet

The essentials of a fine lawn are: FIRST, a wise selection of seed; SECOND, a rich, well drained soil; THIRD, careful preparation of the ground, making it as fine, mellow and smooth as possible; FOURTH, sowing it at a time so as to give the young plants a chance to become well established before being subjected to very dry or cold weather or a hot summer sun. From this on, the beauty of the lawn will be entirely dependent upon the care it receives in mowing, rolling, watering, etc.


Much care is used in the selection of the grasses in our mixtures, as some are most luxuriant in the spring, others in summer, and others again in autumn; so a proper combination of sorts is required for that perfect carpet-like lawn throughout the seasons. If sowing the lawn in the spring, sow just as early as possible, while the soil has plenty of moisture. Prepare the surface smooth, sow your grass seed, and rake it in thoroughly. Care should be taken to keep it properly watered. If fall seeding is to be practised, sow early enough to enable the grass to become well established before cold weather. A light top dressing of stable manure on in the fall is a great benefit.

We have taken great pains in making our Milford Green Lawn Mixture a very high grade seed and offer it either in pound tins as shown here or in bulk.


MILFORD GREEN MIXTURE A thoroughly first class mixture made of the best and cleanest grades of those varieties of seed best adapted to make a permanent lawn. One lb. carton, 5 lb. bag, 25 lb. bag, 50 lbs. and over, bulk prices.

SHADY SPOT MIXTURE This a selection of fine grasses which thrive in the shade of trees or buildings where there is little sun. One lb. carton, 5 lbs. or over, bulk prices.

COMPETITION MIXTURE This is a Lawn Mixture made to compete with the lower priced lawn seed on the market. It is a good mixture for the price, sold in bulk only.



Sow Your Lawn With
Milford Green



This twine comes on reels of about 50 lbs., 102 loose ends, as shown in cut. Orders accepted for not less than one reel. We carry 2, 3, and 4 ply but ship 2 ply unless otherwise specified.

HOT BED MATS

Burlap both sides	Each	½ Doz.	Doz.
40 x 76 in.	\$ 2.00	\$10.50	\$18.00
76 x 76 in.	3.25	18.00	33.00
76 x 84 in.	3.50	19.50	35.00

Prices are F.O.B., net cash with order.



CROW REPELLANT

Prevents crows and other corn destroying pests from pulling corn. Will not clog a planter. Use ½ pint for each bushel of corn planted. ½ pt., \$1.00; pt., \$1.50.

Save Your Corn From Crows



SELECTED RADISH

EARLY SCARLET GLOBE

OUR STOCK IS UNSURPASSED