

Historic, Archive Document

Do not assume content reflects current scientific knowledge, policies, or practices.

7202

9031


LIBRARY
RECEIVED
★ FEB 10 1932 ★
U. S. Department of Agriculture.

The Desert Garden of Jesmond Dene

Rare Plants from Over the World

W. I. Beecroft, Escondido, Calif.

Star Route, Box 62



Rice Cactus

THE ORIGINAL DESERT GARDEN

In the fall of 1925 I put out the first cactus list and advertisement that had been known in ten years. In casting about for a name, I hit on the term "Desert Garden." So new was the idea at that time that I was frequently asked what I meant by calling my place The Desert Garden. There are now several more nurseries in California acting under the name and other Desert Gardens scattered over the country, while the term is frequently used with reference to a planting of cacti and succulents.

IMPORTANT

I send out only sound, healthy plants. If they do not arrive in good condition, which is rarely the case, complaint should be made at once. I can not be responsible for what happens afterward. A little wiltiness is usually not serious.

None of the plants herein listed are hardy, and therefore not suitable for planting out in cold climates. My rare plants, of which my stock is limited, are neither for sale nor exchange. They will be offered for sale when available.

I do not solicit business at the house, nor issue a trade list.

For shipment by parcels post, add postage as follows: On orders from states west of the Mississippi river add 10 percent; if east of the Mississippi, add 20 percent.

Remit by Post Office or Express Money Order, Registered Letter or Personal Check.

To visitors: Jesmond Dene lies five miles north of Escondido on the Moosa Canyon road. Visitors' days, Mondays and Thursdays. Other days preferably by appointment. No business done on Sunday.

The following illustrations are reproduced by permission from the Desert Magazine, where they first appeared. The photos were taken from plants in my own collection:

Kleinia stapeliæformis.

Ceropegia stapeliæformis.

Huernia Loesneriana.

Stapelia gigantea.

The Desert Magazine is devoted primarily to the unusual in plant life, with especial reference to the popular interest. Published by the Desert Publishing Co., P. O. Box 68, Pasadena, Calif.

Copyright 1931
By W. I. BEECROFT
Escondido, California

ROOTING, ROTTING AND POTTING

Nearly all succulent plants are shipped dry. Consequently they should be so treated as to insure the formation of new roots as soon as possible. Clean sand is the material commonly used by florists for this purpose. While sand is very good, I have found, in my practice, that succulents will root much quicker and with less danger of rotting if leaf mould is used instead of sand. By leaf mould I mean the decayed and partly decayed organic matter as it is scraped up in the woods. A little earthy matter is beneficial in order that it may not be too loose. Too much sand or soil will make it too firm. The value of loose leaf mould lies in the fact that it does not pack like sand, and also allows the free penetration of the tender young roots.

A common difficulty experienced with succulents is rotting at the base in the cutting bed, or rotting of the roots when removed and potted. Fortunately this is not true of all succulents, many of which will stand more neglect than most plants. Those with soft, succulent stems are most apt to be affected in this way. It does no harm to take a cutting up occasionally for examination. If well calloused over there should be little danger of rotting if properly managed. If the end has rotted, the decayed part should be all cut off up to clean, sound tissue. It should then be simply stood on the surface for a few days to heal over, after which it may be inserted just enough to hold it erect. After a time, if all goes well, it may be put in a little deeper.

In case of a rare plant it is a good plan to root it in the same pot in which it is to grow, and thus avoid the danger of rotting when taken from the rooting bed and potted.

A small quantity of gravel or other loose material should be placed in the bottom of the pot for drainage. On top of this put some good soil, with an inch or so of sand or leaf mould last, nearly filling the pot.

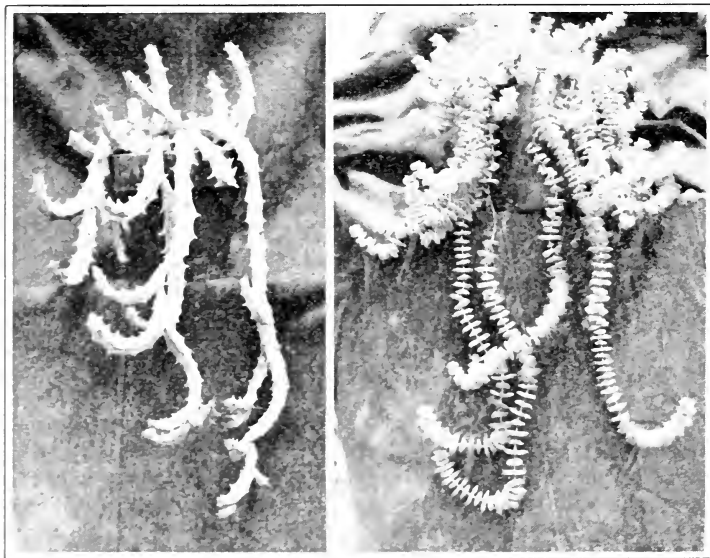
Warmth is essential to rooting. Good light and ventilation also are important. A damp, close atmosphere is conducive to rot to most succulents. Then, too, the season of the year may have some influence. Plants or cuttings obtained in the fall or winter may not root until spring, but you have to take rare plants when you can get them. I have had cuttings remain dormant for six or eight months, and finally take root.

As a general thing the cutting bed should be kept damp, though in some cases, and this a matter of experience and judgment, it is well to stand a fresh cutting in dry sand for several days to heal over. Cuttings or plants obtained from a distance should be placed at once in some damp material and kept somewhat shaded for a time.

In regard to transferring plants from the rooting bed into pots, the following method should prove as good as any. Place a small quantity of loose leaf mould, sphagnum moss, or peat in the bottom of the pot. On top of this put the soil. Lastly set the roots in a rather loose leaf-mould mixture. The advantage of this is that the roots are still in conditions similar to that from which they came. It may then be watered and set in the shade for a few days. It is a good plan to have all the potting material damp and thus avoid watering until necessary. As the roots strike down into the soil all will be well. The loose material at the bottom of the pot tends to hold moisture and when penetrated by the roots promotes good growth. This method may be followed in planting the succulent bowl.

After all, when we consider the different conditions under which plants are grown, it will be readily seen that it is not possible to give specific directions that will apply to each case.

I am frequently asked how often plants should be watered. No definite rule can be given. In fact, nurserymen have no rule themselves. They use their own judgment. In general, the soil around the roots should be moist at nearly all times. A little dryness at the surface does no harm. When a plant is not in a growing condition, it is safer to err on the dry side than the wet. While growing, it may be watered freely, provided it has good light and ventilation.



Caralluma lutea

Crassula perfoliata

AIZOACEÆ

MESEMBRIANTHEMUM FAMILY

- Mesembrianthemum rhomboideum.** Small clumps. Leaves thick, of peculiar shape. Flowers yellow. 20 cents.
- M. tigrinum (Faucaria tigrina).** Small clumps. Leaves thick, bearing numerous large teeth on the margins. Suggests the mouth of a fish. Flowers yellow, large. 20 cents.
- M. tigrinum var. superbum.** A larger form of the above, conspicuously white dotted. Rots easily in too much shade and dampness. 20 cents.

AMARYLLIDACEÆ

AMARYLLIS FAMILY

- Agave americana var. marginata.** The common century plant with the yellow stripe on the margin of the leaves. Small plants. 20 cents.
- A. americana var. medio-picta.** Broad, yellow stripe in the center of the leaves. A rare and handsome plant, fine for vase or urn. Plants about 8 inches diameter, occasional. \$2.00.
- A. ferox.** Deep green with large spine and prickles. Highly prized as a show plant. Stock limited. 50c and \$1.00.
- A. Hartmani.** Erroneously called *A. parviflora*. One of the smallest century plants known. Single plants about 3 inches high, and 3 or 4 inches diameter. Leaves numerous, with conspicuous white stripes and white marginal threads. Excellent for small plantings. Rare and seldom obtainable. 50c.
- Manfreda maculosa.** Leaves long, narrow, spotted brown-purple. Flowers attractive on a tall stalk. Can be recommended for southern gardens. 25c.
- Manfreda variegata.** Leaves long, thin, with large brown-purple spots. Loses its leaves more or less in winter. Flowers odd on a tall, slender stalk. A good plant for warm climates. \$1.00.

ASCLEPIADACEÆ

MILKWEED FAMILY

My collection of the Asclepiadaceæ is probably unrivaled by any collection in the country. Only a few species are here listed by reason of insufficient stock.

The *Carallumas* are *Stapelia*-like in growth.


- Caralluma caudata.** A handsome species, stems marked with brown, teeth long pointed. Flowers unknown. Introduced by me a few years ago from South Africa. Rare. Single stems. 50 cents.
- C. Europæa.** Stems four-angled, with a few purple spots. Flowers clustered at the end of the stem, deep maroon with concentric rings of yellow near the center. Single stems. 50 cents.

C. lutea. Stems marked with purple. Flowers yellow, with a fringe of black cilia that keep in motion with the slightest breeze. Imported from South Africa. 50 cents.

C. sp. An unknown species with thick stems. Flowers purple black. Occasional. \$1.50.

Owing to the difficulty of obtaining literature on the *Ceropegias*, it has not been possible to verify the names of any of the following species, with the exception of *C. Woodii*.

Ceropegia Barkleyi. An attractive small vine similar to *C. Woodii*, except that the leaves are longer and pointed. 50 cents.



Ceropegia stapeliaeformis

Ceropegia radicans

- C. debilis.** A small, wiry, twining vine of no special merit. 25 cents.
- C. radicans.** A pendant succulent vine. Flowers about 3 inches long. Rare and curious. No available stock before 1932. This and the two preceding are new introductions.
- C. stapeliæformis.** An odd, twining, leafless succulent. Flowers curious and free blooming. Rare. Occasional plants. \$1.00.
- C. Woodii.** A charming, delicate vine. Leaves heart-shaped, silvery along the veins. Flowers in pairs from the axils of the leaves, freely produced. 20 cents.
- Duvalia angustiloba.** Low, creeping, with short, thick joints. Lobes of flowers very narrow. \$1.50.
- D. hirtella.** Similar to the above. \$1.00.
- D. polita (?)**. Stapelia-like. \$1.50.
- Echidnopsis cereiformis var. obscura.** Formerly called Dammanniana. A curious succulent of stapelia-like growth. 25 cents.
- H. carnosa** (possibly *Caralluma*). Occasional. \$1.50.
- H. hystrix.** Three or four inches high. A new introduction from South Africa. \$1.50.



Huernia Loesneriana

- H. Loesneriana.** About 3 inches high. Flowers a dainty cup, striped and dotted with purple. 50 cents.
- H. transvaalensis** as received. Possibly *zebrina*. Flowers large, shallow, blotched with purple. Rare. Single stem. \$1.50.
- H. Penzigii.** Occasional. \$1.50.
- Huernia Schneideriana.** Formerly called *H. aspera*. Joints cylindrical, toothed, up to 10 inches high. Blossoms with a deep purple cup. 25 cents.
- Piarranthus foetidus.** Low, creeping, with short, thick joints. Flowers small, star-shaped, densely marked with brown. As a pot plant it will trail over the sides. Small clumps. 25 cents.
- This, together with *H. Loesneriana* and *H. transvaalensis*, were im-


ported by me from South Africa several years ago. Plants of this class are very useful for the succulent bowl, as they always remain small.

STAPELIAS

The names are as received. Some are doubtless incorrect. Full list on application. Excellent for planting out.

- S. *anguinea*..... 50 cents.
- S. *Bayfieldii*..... 25 cents.
- S. *Bufo*..... 25 cents.
- S. *Hanburiana*..... 25 cents.
- S. *nobilis*..... 50 cents.
- S. *Nopenackyi*..... 75 cents.
- S. *pulchella*..... \$1.00.
- S. *rufescens*..... 50 cents.
- S. *rugosa*..... 50 cents.
- S. *Salmiana*..... 35 cents
- S. *trisulca*..... 50 cents.
- S. sp. Dull red, smooth..... 20 cents.
- S. *gigantea*. A striking pot plant when well grown. Flowers pale yellow crossed with numerous crimson lines, often 12 inches or more in diameter, but a rather shy bloomer. Price, 25 cents.
- S. *gigantea*, new seedlings. Like the above but flowers variable in color, from suffused crimson to deep crimson. Seems to be a little better bloomer than the old type, and more striking. A new and noteworthy introduction. I obtained the seed from South Africa. Possibly a hybrid. Single stems. Price, 50 cents.

The flowers of Stapelias, Carallumas and some others of this class are apt to be more or less fetid, yet they are all interesting plants. Not everything in this world is all sweetness.



Huernia transvaalensis

Caralluma europaea

BROMELIACEÆ

PINEAPPLE FAMILY

- Aregelia spectabilis.** Leaves banded on the back. Occasional. \$2.00.
- Billbergia speciosa.** Leaves long, narrow, the center ones forming a tube. Flowers similar to *B. nutans*. 50c.
- B. Saundersii.** Leaves purplish with white spots. Flowers greenish, tipped with blue. \$2.00.
- B. sp.** Leaves green; flowers yellow, in a head. 50c.
- Cryptanthus zonatus.** Low growing; leaves spreading horizontally, wavy margined, banded transversely gray and brown-purple. A rare and striking plant. Stock limited. \$3.50.
- Dyckia sulphurea.** Small rosettes of stiff, spiny leaves, growing in clumps. Flowers yellow, arranged along a tall stem. 25 cents.
- Hechtia texana.** A native plant of southwestern Texas, with recurved spiny leaves, similar to the pineapple. Takes on red tints in the sun. Excellent for planting out. 50-75 cents.

CACTACEÆ

CACTUS FAMILY

Leaf mould is unequalled for cacti, whether in pots or in the open. Dug into the ground liberally, it will greatly improve the soil.

- Cereus pitajaya monstrosus** (*C. formosus monstrosus*). Odd, contorted growth. 25 cents and up.
- Chamaecereus Sylvestrii.** Slender stems growing in dense clumps. Flowers brilliant orange. Fine for grafting. 15 cents.
- Echinocereus DeLaetii.** Occasional. \$2.50.
- Mammillaria fragilis.** Numerous small heads growing in a dense clump. Spines short and white. Small single plants. 15 cents.
- Opuntia basilaris.** Stock from selected plants of permanent deep purple color. 25 cents.
- O. cylindrica.** Stem cylindrical little branching, tall growing. Suggests a cereus. 10-25 cents.
- O. diademata** (*papyracantha*). Low growing, with short, thick joints. Spines white, thin and papery. Odd and rare, Single joints. \$1.50.
- O. erinacea.** Grizzly Bear. Covered with long, white hairs. 25 cents.
- O. haitiensis.** Joints long and narrow, almost black, nearly all growing in the same plane. 35 cents.
- O. rubescens.** Joints long, narrow, dark green, practically spineless; of the same style of growth as the preceding. Rare. 75 cents.
- O. microdasys.** Popular sort, joints bearing yellow tufts of short bristles. 15 cents.



Opuntia retrorsa

- O. microdasys* var. *rufida*. Joints with reddish bristles. Scarce. 25 cents.
- O. monocantha variegata*. Joints variegated green and white. 25 cents.
- O. retrorsa*. Joints thick, long and narrow, with long, purplish mark below the areoles. Flowers lemon yellow. Rare and curious. 50 cents.
- Pachycereus marginatus*. Occasional small plants. \$2.00 and up.

CLIMBING SORTS WORTH WHILE

- Harrisia Martini*. Cylindrical, long spines. 50 cents.
- H. tortuosa*. Cylindrical, spiny, large strong grower. 50 cents.
- Selenicereus Donkelaeri*. About one-half inch diameter. Spine clusters small, white-wooly. Rather pendant than climbing. Does well grafted. Rare. 50 cents.
- S. hamatus* (?). Three or four-angled, with declining knobs; almost spineless. 25 cents.
- S. Murillii*. Slender, one-half inch or less diameter; ribbed, tall grower. Spine clusters very small. Quite distinct. 25 cents.
- S. pteranthus*. 25 cents.



Opuntia diademata

RHIPSALIS.

The various species of *Rhipsalis* should appeal to those who love plants of a refined habit as compared to the more bold, aggressive and spiny sorts. They are mostly of slender, pendulous growth, excellent as single pot plants, and also well adapted to plant boxes and hanging baskets. They should be planted in good loose soil, preferably largely leaf mould, kept well watered, and should not be subjected to strong sunlight. Names as received and not verified.

- | | |
|--|-----------|
| <i>Rhipsalis chrysoarpa.</i> Very long and slender. | 50 cents. |
| <i>R. commune.</i> Mostly three-angled, with thin angles. | 50 cents. |
| <i>R. Houlettiana.</i> Branches long, flat, often constricted to the mid-rib. | 50 cents. |
| <i>R. paradoxa.</i> Long, sparingly branching. Of peculiar growth, the angles alternating with the sides every two or three inches. Rare. | \$1.00. |
| <i>R. penduliflora.</i> Richly branching, growing in masses. Fine for basket work and pots. Should prove a good commercial sort. | 50 cents. |
| <i>R. pentaptera.</i> Long, stems ribbed. | 50 cents. |

- R. rhombea.** Similar in growth to the common lobster cactus. 35 cents.
- R. Schottmulleri.** Made up of numerous short cylindrical branches. 50 cents.
- R. Suareziana.** Rice cactus. Richly branching; made up of numerous exceedingly short joints. See front cover. 25 cents.
- R. tetragona.** Long, somewhat angled. 50 cents.
- R. trigona.** Three-angled. 50 cents.
- R. Tonduzzi.** Comparatively short, three or four-angled. 50 cents.
- Hatiora salicornioides.** Erect or drooping. Joints small and short. 25 cents.

Others on application.

- Wilcoxia Poselgeri.** A very slender species from southwestern Texas. A good bloomer. Does best grafted. Grafted plants. \$1.00.

I do not handle the native desert cacti.


COMMELINACEÆ

WANDERING JEW FAMILY

- Rhœo discolor (Tradescantia).** Foliage plants growing in clumps. Leaves thin, green above, purple beneath. Small, white flowers borne in a pouch. Called by the darkies in the South "Moses in the Cradle." Price, 25 cents.

Compositae

- Kleinia amaniensis.** Long leafy stems. 50 cents.
- K. anteuphorbium.** Long leafy stems. An interesting plant for outdoor culture. Apt to shed its leaves in moving. 50 cents.
- K. articulata,** Candle plant. This plant has long been in cultivation. Drops its leaves readily. 25 cents.
- K. fulgens.** Shrubby, flowers orange red. 25 cents.
- K. longiflora.** Stems cylindrical, thick, leafless. The orange red flowers borne on long peduncles proceeding from the ends of the plant stems or branches, as shown in the illustration of *K. stapeliaeformis*. A rare and interesting plant. 50 cents.
- K. radicans.** Vine-like creeping, or pendant if grown in pots. A good thing of odd growth. 25 cents.
- K. stapeliaeformis.** A very rare plant, one of my latest introductions. Stems five to seven-angled, toothed, somewhat mottled, suggesting a *Stapelia*. No plants available this year, 1931.
- Senecio crassissimus (?)**. Introduced by the U. S. Department of Agriculture from Madagascar. No plants this year.



Kleinia stapeliaeformis

CRASSULACEÆ

CRASSULA FAMILY

Crassula arborea. Shrubby, leaves thick, about two inches diameter, grayish green, dotted, usually margined with pink. Rather slow of growth. A scarce and desirable plant. Should not be confused with the common *C. portulaca*.

50 cents.



Crassula Dregeana

- C. elata*. Occasional. \$1.00.
- C. impressa*. A low plant growing in clumps. Flowers red. 20 cents.
- C. pseudolycopodioides*. A grayish green variety of *C. lycopodioides*. Resembles a Lycopodium. Fine for hanging baskets. Price, 15 cents.
- C. perfossa*. Buttons on a string, describes it very well. Makes a pretty specimen plant. 25 cents.
- C. sp.* Possibly a slender form of the above, smaller in all its parts, stems much longer, forming very graceful specimens. 50 cents.
- C. trachysantha*. A small bushy plant. Leaves thick and narrow, about one inch long, the entire plant covered with a pubescence which gives it a fuzzy appearance. New introduction. 35 cents.

CRASSULA DREGEANA

The most outstanding introduction in the succulent class of recent years. Its predominant features are:

1. Ease of growth, not subject to rot.
2. Quick growth and early bloom as compared to other blooming Crassulas.
3. Brilliant red flowers.
4. Often several flower stalks on a plant.

Bound to be popular for outdoor planting in warm climates, and deserves trial as a house plant.

Stock limited, only one plant to a customer. Price \$1.00.

- Cremnophila nutans.** The entire plant light green, branching. Leaves thick, flattened. Occasional. \$1.00.
- Echeveria sp. cristate.** Leaves small, thin. Grows quickly, makes a pretty mass of bluish green. 25-50 cents.
- Echeveria sp. cristate.** Leaves small, thick. 50 cents.
- Echeveria Hoveyi.** Occasional. \$1.00.
- Kalanchoe farinosa.** Flowers bright red. 50 cents.
- K. flammea.** Flowers bright red. 50 cents.
- K. Fedtschenkoi.** Leaves violet tinted. Flowers salmon color. 25 cents.
- K. tubiflora.** An odd mottled plant. This and K. Fedtschenkoi does well planted out in Southern California. 20 cents.
- K. uniflora (Kitchingia uniflora).** No plants available this year, 1931. This and the two preceding were introduced from Madagascar by the U. S. Department of Agriculture.
- Rochea falcata.** A desirable plant of unusual style of growth. Flowers bright red, showy. 25 cents.
- Sedum praealtum cristatum.** A good plant for those who like abnormal forms. 20 cents.
- S. allantoides.** Similar to S. Treleasei. 50 cents.
- Sempervivum sp. (Aeonium).** Large rosettes up to 12 inches diameter. Leaves bordered with pink. Good for planting out, coloring up nicely in the sun. 50 cents.
- S. glutinosum.** Of no particular merit. Stems sticky. Occasional. 75 cents.

EUPHORBIACEÆ

EUPHORBIA FAMILY

The Euphorbia family is remarkable for its variety of plant forms, some of which make striking specimen plants. Most of them are of easy growth and they are seldom troubled with insect pests. Their greatest drawback, in the hands of the amateur, is due to the fact that many species are dormant during cold weather. Consequently a plant or cutting obtained during the dormant period requires special care to prevent rotting. It is my opinion that a leaf mould mixture is safest to use; if not available, use sand. Water occasionally to keep the specimen in good condition and give good light and ventilation. To try to force growth by freely watering will be very apt to cause the loss of the specimen. Yet a fairly moist condition is desirable most of the time. A new cutting may be placed in dry sand for several days to heal over.

Euphorbia aggregata (?). Low growing, branching freely.

50 cents.




Euphorbia aggregata (?)

Euphorbia pseudocactus

Euphorbia Caput-Medusae

- E. australis.** Very slender, vine-like, twining, leafless. 35 cents.
- E. Caput-Medusæ.** An odd plant with numerous arms radiating from a central head. 50 cents.
- E. cereiformis.** Low growing, branching freely. To obtain height most of the branches must be cut off while small. 20 cents.
- E. cœrulescens.** Four-angled, stout, branching. 25c per inch.
- E. Franckiana (?)** Four-angled, branching. \$1.00.
- E. grandicornis.** The most striking plant in existence. Available plants occasional. Sizes and prices on application. Nothing under 12 inches.
- E. heptagona.** Five to 8 ribs, branching; branches erect. \$1.00.
- E. inermis.** Similar to E. Caput-Medusæ. 75 cents.
- E. lactea.** Three-angled, branching, the sides marbled with white. 25c per inch.
- E. lactea cristata.** One of the rarest plants in cultivation, of curious contorted growth. Plants occasional. Sizes and prices on application.
- E. Lemaireana.** One of the newer introductions. Bids fair to be a rival of E. grandicornis. Small imported plants are developing the wide, thin angles of grandicornis. In addition it has U-shaped yellow marks. Occasional. 75 cents per inch.
- E. mammillaris.** One of the most common sorts and easy to grow. Joints cylindrical, branching. 25 cents.



Euphorbia
mammillaris

Euphorbia
grandicornis

Euphorbia
lactea cristata

- E. ornithopus.** Occasional. \$1.00.
- E. polygona.** Club-shaped, with numerous ribs, suckering at the base. Not common. 75 cents.
- E. polygonata (?)** Name may be incorrect. Identical with what is commonly called cereiformis, with the exception that it does not branch so freely and therefore grows taller while young. A good subject for further study. Occasional. \$2.50.


- E. pseudocactus*. Mostly four-angled, branching with U-shaped yellow marks. One of the most attractive species and easy to grow. 12½c per inch.
- E. resinifera*. Low growing, four-angled, branching. \$1.00.
- E. tridentata*. Rare. Small plants occasional. \$1.50.
- E. xylophyloides*. Tree-like growth, branches flattened. 35 cents.
- Jatropha. Berlandieri*. A native plant of southwestern Texas. Low, bushy growth with palmate leaves. Flowers about one-half inch in diameter. Much admired on my grounds for its foliage and bright red blossoms which, while not numerous, are in bloom with me all summer. Grows from a large, roundish tuber. Excellent for planting out. Prices, according to size of tuber, 25, 50, 75 cents.
- Pedilanthus sp. variegata*. Leaves variegated with an irregular border of white. \$1.50
- P. macrocarpus*. Stems rod-like, white, growing in clumps. Rare. Occasional. \$1.00.

LILIACEÆ


LILY FAMILY

- Aloe Begunii*. Hybrid with a *Gasteria*. Dark purplish with white spots. Rare and attractive. \$1.00.
- A. eru maculata*. Leaves long, narrow, white spotted, of large spreading habit. 25 cents.
- A. grandidentata*. Spotted and banded with white. 25 cents.
- A. brevifolia*. Close, ball-like, three or four inches diameter. Suckers freely, forming clumps. 15 cents.
- A. mitriformis*. Medium size with conspicuous yellow teeth. 40 cents.
- A. sp.* A common species marked with pale whitish spots. 25 cents.
- A. spinosissima* (?). Fairly large, leaves very spiny on the margin. 25 cents.
- A. variegata*. Pheasant's breast, Plymouth Rock cactus and so on. Much prized as a pot plant. Occasional small plants, 2 to 3 inches. \$1.00.
- Apicra aspera*. Occasional. \$1.00.
- Gasteria angulata*. Leaves broad, dark green, or brownish in the sun, with small white spots, margins more or less doubled. 75 cents.
- G. pulchra*. Leaves thick, narrow, in spiral ranks, glossy green with elongated white spots. 50 cents.
- G. verrucosa*. Leaves grayish with crowded white tubercles. 25 cents.
- Small *Gasterias* in a few kinds, mixed, unnamed, 20 cents each. Large forms, 25 cents; small forms, 15 cents.

- Gastrolea.** Hybrid of Aloe and Gasteria. Dark purplish with whitish spots. 75 cents.
- Haworthia attenuata** 25 cents.
- H. atrovirens.** Very dwarf. Occasional.....\$1.00.
- H. coarctata** 20 cents.
- H. cymbiformis** 15 cents.
- H. fasciata.** Occasional.....\$1.50.
- H. margaritifera**..... 20 cents.
- H. pseudorigida** 50 cents.
- H. Reinwardtli** 75 cents.
- H. recurva.** Occasional.....\$1.00.
- H. rigida** 15 cents.
- H. tortuosa** 50 cents.
- H. sp.** Pale green, up to four inches or more diameter. 75 cents.
- Hesperaloe parviflora.** Similar to a stemless yucca. Flowers coral-red on a tall, slender stalk in bloom all summer. A native plant of Texas well worthy of a place in southern gardens.. Stands drought and frost. 50 cents.
- Yucca aloifolia var.** A rare and handsome sort; margins of leaves yellow. Occasional. \$2.50.



Piaranthus foetidus




Faucaria tigrina
Rochea falcata
Aloe brevifolia

Gasteria
 (Small type)
Gasteria
 (Large type)

Mesem.
rhomboideum
Crassula
trachysantha
Haworthia
attenuata

AND NOW THE SUCCULENT BOWL

The value of succulent plants for house culture is not as yet sufficiently recognized. They may be grown individually as pot plants, or the smaller sorts may be grouped in a bowl or wooden box. The succulent bowl should prove much more satisfactory than the cactus bowl, as commonly made up, which had little to commend it for either permanency or beauty. For best results it should have a hole in the bottom to carry off any excess of water.



Rhipsalis
penduliflora

Cereus
pitajaya
monstrosus

Euphorbia
polygona

Kleinia
radicans

Cacti

The following cacti may be used in a bowl, but the larger species are more suitable for a box.

Cereus pitajaya monstrosus.

Chamaecereus Sylvestrii.

Mammillaria fragilis. A little gem.

Opuntia diademata.

Wilcoxia Poselgeri. For height.

SUCCULENT COLLECTION

Ten succulent plants of my selection (no common Sedums), for \$1.50 postpaid. Also special collection for any desired amount.



Echeveria sp.
cristate

Mammillaria
fragilis

Stapelia

Most of the plants listed in this catalog are wholly unknown to the general public, and many of them are now offered for the first time. Hence, little is known of their adaptability to house culture. They are well worth trial. Their curious and diverse forms can not fail to delight the plant lover.

PLANTS SUITABLE FOR BOWL OR BOX

Aloe brevifolia.
Apicra aspera.
Carallumas.
Crassula impressa.
Crassula perfossa. Pendant.
Crassula pseudolycopodioides. Pendant.
Crassula trachysantha.
Duvalias.
Dyckia sulphurea.
Echeveria cristate.
Euphorbia aggregata.
Euphorbia cereiformis.
Euphorbia mammillaris. For height.
Euphorbia polygona.
Euphorbia resinifera.
Gasterias.
Haworthias.
Hatiora salicornoides. Reclining.
Huernias.
Kleinia longiflora. For height.
Kleinia stapeliaeformis. For height.
Mesembrianthemum rhomboideum.
Mesembrianthemum tigrinum.
Piранthus foetidus.
Rhipsalis penduliflora. Pendant.
Rhipsalis rhombea. Pendant.
Rhipsalis Suareziana. Pendant.
Rochea falcata.
Sedum praealtum cristatum.

Stapelias, with the exception of *S. gigantea*. However, most of the *Stapelias* would soon take up too much space in a small receptacle. They are better suited to a larger box. Also, some of the others would in the course of time outgrow their quarters.

PLANTS OF LONG TRAILING HABIT

Ceropegias.
Crassula perfossa.
Kleinia radicans.
Rhipsalis chrysoarpa.
Rhipsalis paradoxa.
Rhipsalis pentaptera.
Rhipsalis trigona.



MAMMILLARIA HAHNIANA

The first specimen imported into the United States as it looks today, September, 1931. First shown at Pacific Beach, California, in 1929.



Stapelia gigantea