


Historic, archived document

Do not assume content reflects current scientific knowledge, policies, or practices.



1934
**Annual
Garden
Guide**

Grow
Your
Own
Vegetables!

VEGETABLE
TRIALS
HORTICULTURE

GRAND FORKS SEED CO.
GRAND FORKS, N. D.



Comparing the weight of the kernels from ears of many strains of inbred Golden Bantam Sweet Corn, in the breeding fields of Northrup, King & Co. Strains developed by this Company have been of remarkably fine quality and extra early in maturity.

What Will You Grow In Your Garden This Summer?

WHAT fun it is to plan the Spring garden! If your space is limited, the old, quick-growing favorites such as radishes, lettuce, beets, beans, carrots and several kinds of annual flowers—will, perhaps be all you can find room for. And then you must choose between long, round and oval-shaped radishes—loose leaf or head lettuce—green or wax podded beans, bush or pole. Unless you have definite favorites try some varieties, this year, you haven't tried before. This Catalog will help you in selecting. And be sure to make several plantings of radishes, lettuce and beans so you can enjoy them late into the summer.

If your garden is to be quite large, you will want some tomatoes, peas, sweet corn, cucumbers, melons, spinach, turnips, parsnips, cabbage, onions, etc. Did you ever try growing tomatoes and cabbage directly from the seed, without transplanting? It is being done successfully. And perhaps you will want to try some brussels sprouts and kohlrabi. Oh, how we all will enjoy working in the soil again and having our vegetable dinner fresh from the garden!

It Pays To Be Particular About The Seed You Plant

Like other lines of merchandise, seeds are offered at varying prices and—you may be sure—in varying quality. We handle the line which has consistently produced good crops since 1884, and you will find our prices very reasonable. You will surely come back to us next year for your seeds if we fill your order this year.

DISCLAIMER

While we exercise the greatest care to have all seeds pure and reliable, we give no warranty, express or implied, as to description, quality, productiveness or any other matter of any seeds, bulbs, or plants we send out, and we will not be in any way responsible for the crop.



A roguing crew removing undesirable plants in one of the large bean fields operated in Idaho by Northrup, King & Co.

Annual Garden Guide



THE experience of every successful farmer and gardener is that it pays to plant seeds which have a many-year reputation for producing good crops.

That's why we handle Northrup, King & Co.'s Seeds. They have satisfied planters for 50 years, and they are sold only through dealers. No better seeds are offered at any price.

No retail seed dealer can afford to carry in stock all the items listed in this book. We carry a stock of the popular varieties and can obtain for you, within a few days, any other item you may wish. Give us a trial. You will like our seed service.

INDEX

Alfalfa	44	Millet	44-45
Asparagus	6	Mustard	16
Barley	46	Muskmelon	19-20
Beans	6-7	Names of Vegetables in Other Languages	34-35
Beets, Garden	8	Nitrugin	27
Beets, Stock	8	Oats	45-46
Beets, Sugar	9	Okra	21
Blue Grass	44	Onions	21-22-23-24
Broccoli	9	Onion Sets	25
Bromus Inermis	44	Parsnip	25
Buckwheat	47	Parsley	25
Cabbage	9-10-11	Pepper	28
Cane	48	Pumpkin	28
Cauliflower	12	Peas, Field	48
Carrot	12	Peas, Garden	26-27
Celery	13	Radish	29-30
Celeriac	13	Rape	47
Chicory	13	Red Top	44
Citron	20	Reed Canary Grass	44
Clovers	43	Rhubarb	30
Collards	13	Rutabaga	30
Corn, Field	41-42	Rye	48
Corn, Sweet	13-14	Salsify	31
Cucumber	15	Soy Beans	47-48
Egg Plant	16	Speltz	47
Endive	16	Spinach	31
Flax	47	Squash	31
Flower Seeds (Annuals)	36-37-38-39-40	Sudan Grass	48
Gardening Information	2-3-4-5	Sweet Peas	40
Herbs	16	Swiss Chard	8
Kale	16	Timothy	44
Kohl Rabi	16	Tomato	32-33
Leek	16	Turnip	33
Lettuce	17-18	Watermelon	20-21
Mangels	8	Wheat	46

Lawn Seed—Inside Back Cover

The Home Vegetable Garden

HAVE a plan for your garden—drawn to scale on paper before you start, to give proper order in planting and enable you to buy the right amount of seeds in advance while the selection is good.

Put in one general group small plants like beets, onions, lettuce, carrots, radishes and parsnips. In another general group put larger plants like corn, tomatoes and potatoes. Spreading ground vines, like melons and cucumbers, which need wider spacing, should be put in another general group. The reason for this grouping is that the various plants in a group need similar general treatment as well as spacing.

Sunshine

In the location of a garden it is not always possible to choose conditions as to sunlight. It is important, therefore, that in the arrangement of the various varieties of vegetables which are to be planted, due care should be given to providing the greatest exposure to the sun for those crops which need it most. Those plants which must ripen their fruits, such as tomatoes and eggplant, require the greatest amount of sunshine, while lettuce, spinach, kale and other leaf crops require relatively less. Even these latter, however, should have at least 2 to 3 hours a day.

Vary from Last Year's Plan

It is important to remember that plant diseases and insects are apt to thrive in a spot in which they have become established. For this reason those who make gardens this year should take care not to place the individual crops in the spot in which the same crops grew last year. Varying the arrangement of the garden in this way will reduce the danger from diseases and insects.

THE SOIL AND MANURES

The back yard gardener must use the soil he has, but he can improve it if it is poor, and he must do this as far as possible. Stable manure will help even the richest soil, and you are not likely to use too much of it. During a single season professional gardeners apply as much as six inches of it. From 400 to 600 pounds can be used to advantage on a plot 20 by 20 feet. Coarse manure should be applied and thoroughly plowed or spaded under in the fall. In the spring, fine, rotted manure is applied, just before plowing or spading preceding the planting of any crop. If the ground is fairly rich and well rotted manure is scarce, the manure may be scattered in the row only, and should be mixed into the soil before the planting of seed.

Loam is the best garden soil. Sand, with manure, gives good results. Clay is hardest to work, but is greatly improved by well rotted manure and vegetable matter—called humus. These should be well worked in with hoe and rake. Sifted coal ashes, entirely free from clinkers, will help loosen up clay when mixed into it, but will not remove an acid condition nor increase fertility.

Commercial Fertilizer

Many gardeners experience difficulty in obtaining supplies of well-rotted manure. In such cases commercial fertilizers should be used. Even where stable manure has been secured and worked into the soil it is well to supplement with moderate quantities of quick-acting fertilizer in order to give plants an early start and hasten maturity.

It is safest to rely upon the ready-mixed fertilizers usually obtainable at seed and hardware stores. Several specially prepared mixtures in convenient packages are now on the market.

Where no manure is used the fertilizer should be spread over the surface of the finely prepared seed-bed at the rate of 5 pounds for a plot 10 feet square, just before planting. The surface soil should then be thoroughly raked so as to mix the fertilizer evenly to a depth of 2 inches. Never place seed or transplanted plants in direct contact with fertilizer. Thorough mixing of the fertilizer with the soil is essential to prevent injury of seed or roots.

Tomatoes, eggplants, potatoes, spinach and some other crops requiring rather long growing seasons, are materially benefited by a second application of fertilizer when half grown. Side dressings of this kind should be scattered between the rows at the rate of four ounces (one-half pint) to 10 feet of row, when rows are spaced 2 feet apart; and pro rata for rows spaced a greater or lesser distance. To insure even distribution mix the fertilizer with fine, dry earth just before spreading.

Lime

Land which has long been unused or land in lawns, is apt to be sour. To remedy this condition apply evenly 1 pound of airslaked lime or 2 pounds of ground limestone to every 30 square feet. The lime should be applied and raked in to a depth of 2 inches when the seed bed is being prepared in the spring. Instead of lime 2 pounds of unleached wood ashes may be used.

As an addition to soil lime is of considerable value. Besides correcting acidity it changes the physical structure of the soil. One of the elements of lime is calcium, which is required for plant growth.

Preparation of Soil

After the frost goes out test the ground by squeezing a handful of it. If it crumbles the soil is ready for spading. If it packs into a mud ball, the ground is still too wet and must not be worked.

Spade deeply, 8 to 15 inches, unless this latter depth turns up poor soil and buries the richer soil of the top. Pulverize the dirt deeply with hoe, spade and rake, breaking all clods on the surface. If a lawn roller is available it is useful for crushing hard clods. All vegetable growth on the surface, such as grass or weeds, should be turned under, to rot and enrich the soil. This is especially important with ground that has had a growth of turf.

Indoor Planting

Earlier crops can be secured by planting certain seeds indoors and setting the young plants out in the open garden after the weather becomes warm. This may be done with tomatoes, cabbage, lettuce, cauliflower, peppers and egg-plant.

Any wooden box, shallow and wide, will make an indoor garden. Put 1 inch of gravel or cinders in the bottom for drainage, and fill to the top with good soil. Rows of plants may be 2 inches apart.

Plant 8 or 10 seeds to the inch, keep the soil damp, and set the box in a window. When the plants are an inch high transplant them to other seed boxes, spacing plants 2 inches apart. This insures sturdy plants with good root systems.

Transplanting

Before transplanting the plants to the garden set the box outdoors, in mild weather, to harden the plants. Set out each plant with a ball of the box dirt sticking to the roots. Thorough watering several hours before transplanting causes the earth to stick as required.

If the root system is broken in the removal trim away some of the larger leaves of the plants. In moist ground open a hole with trowel or dibble. Make the hole larger than is needed to hold the roots and a little deeper than the roots grew. Place roots in hole, and, with the hands, pack the soil firmly around the plant. In dry soil pour a pint of water into each hole before inserting plant. Rake some dry earth about the surface surrounding each plant to hold the moisture.

Transplanted plants cannot stand strong sunshine at first and cloudy days or late afternoons are preferable for transplanting. In bright weather place newspapers over them for a day or two, making tents of the papers.

A homemade paper pot, a round, bottomless paper band or a berry box, filled with soil may be used to produce plants for a hill of beans, cucumbers, sweet corn, melons or other plants which are started indoors. In transplanting these plants merely remove the bottom, if there is one, and sink frame and plants in the garden soil. This prevents disturbing the root systems, which is important.

When to Plant

When heavy frosts are over, plant early peas, onion sets and seed, kale, lettuce and spinach.

When frosts are about over plant radishes, parsnips, carrots, beets, late peas and early sweet corn, and set out cabbage and cauliflower plants. (An old and useful rule is to "plant corn when the oak leaves are the size of a squirrel's ear").

When all frosts are over and apple trees are in bud, plant string beans and late sweet corn, and set out a few early tomato plants from the indoor boxes.

When apple trees blossom plant cucumbers, melons, squashes, lima beans and set out the rest of the plants.

Seed Beds

Plants for second crops may be raised in a seed bed occupying small space. These plants may be grown while the space allotted to them in the garden plan is still in use for earlier crops. The rows of seed are not spaced so closely as in boxes used inside the house. If the plants crowd each other too much some of them may be removed and transplanted to another part of the garden. The seed bed plan is useful for such crops as cauliflower, Brussels sprouts, late cabbage and the like.

Laying Off Rows

Straight rows add to the garden's beauty and make cultivation easier. To make the rows straight stretch a stout string between stakes and follow it with the point of a hoe, with a wheel hoe, or with the end of the handle of a rake or hoe, to open up the row.

Succession of Crops

Nature generously provides for more than one crop on the same soil. Vegetables which reach maturity early in the season should be followed by later crops of the same vegetable or by rotation of other kinds. Onions to be used green may be grown in rows which are to be occupied by late tomato plants, as a few of the onions may be removed to plant the tomatoes. Radishes mature early and as they are harvested the space may be used for cabbage, lettuce, cauliflower, Brussels sprouts and other plants. Many combinations of this kind may be made.

For Continuous Crops

With some of the important vegetables a series of plantings is desirable. Of string beans, lettuce, radishes, spinach, sweet corn, peas, beets and carrots there should be several successive plantings, two or three weeks apart.

Depth of Planting

Do not plant too deeply. The old rule is to plant to a depth of 5 times the size of the seed. This, however, is not an absolute rule and is not safe in all cases.

Hoeing

When the green rows appear it is time to start hoeing or cultivating. Never hoe or cultivate deeply—an inch or two is deep enough—but stir the ground frequently, and always after rain or watering, as soon as it is dry enough. The hoeing must not be done after rain or watering when the ground is still so wet as to cause the muddy earth to pack like cement, as this causes the earth to cake and dry out rapidly.

Frequent hoeing causes the formation of a dust layer which prevents the soil underneath from drying out. The garden should always be kept free from weeds, as these, if permitted to grow, consume plant food and moisture needed by the plants.

Watering

A plentiful supply of moisture is essential. If there is not sufficient rainfall the moisture must be provided by watering the garden. In doing this it is better to soak the ground once a week than to water every day. Late afternoon is the best time.

To moisten the surface is not enough. There must be a thorough wetting. If pipe connections are available a garden hose is the best means of watering. One of the most satisfactory methods is to open small furrows between rows and allow water to run into these trenches, raking the earth back into place several hours later, after the water has thoroughly soaked in. The sprinkling pot will serve if hose is not available, but it is more laborious.

PLANTING TABLE FOR VEGETABLES

From Home Garden Bulletin, New Jersey College of Agriculture.

Name of Vegetable	Seed for 100-ft. Row	Depth to Sow Seed Inches	Distance Between Rows Cultivation Horse Hand Inches	Distance Between Plants in Row Inches	Average Yield per 100-Foot Row
Asparagus			5 ft. 4 ft.	16	15 bunches
Beans—					
Bush	½ pt.	1-1½	30 18	3	2 bushels
Pole	½ pt.	1-1½	36 30	10-30	2½ bushels
Bush Lima	½ pt.	1-1½	30 30	10	2 bushels
Pole Lima	½ pt.	1-1½	48 36	36	2 bushels
Beets	1 oz.	1	28 15	2-3	2½ bushels
Brussels Sprouts	1 pkt.	½	36 30	18	30 quarts
Cabbage	1 pkt.	½	30 30	18	45-55 heads
Cantaloupe	½ oz.	1	54-60 40	48 hill	6-8 fruits pr hill
Carrots	1 oz.	½	30 15	1-1½	2 bushels
Cauliflower	1 pkt.	½	36 30	20	40-50 heads
Celery	1 pkt.	½	36 30	6	200 stalks
Corn	¼ lb.	1	36 30	15 or 30 hill	4 doz. ears
Cucumber	½ oz.	½-1	48-60 48	48 hill	200 cucumbers
Eggplant	1 pkt.	½	48 48	48	125 fruits
Endive	1 pkt.	½	30 18	56	65 plants
Kale	1 pkt.	½	30 18	18	60 bushels
Kohlrabi	1 pkt.	½	30 15	3-4	2 bushels
Leeks	1 oz.	½	24 15	1-2	300 stalks
Lettuce	1 pkt.	½	18-20 15	14-18	70 head
Okra	1 oz.	1	36 30	10-15	900-1000 pod
Onion Sets	1 qt.	1	18 14	1	140 bunches
Onion Seed	1 oz.	½	18 14	1	1½-2 bushels
Parsley	1 pkt.	½	18 15	4-6	90 bunches
Parsnips	½ oz.	½	18 15	3-4	2 bushels
Peas	1 pt.	1-1½	30 30	2	2 bu. (in pods)
Peppers	1 pkt.	½	36 30	18-20	5 bu. (6 pr plant)
Pumpkins	1 oz.	½	60 60	48	75 pumpkins
Radish	½ oz.	½	15 5	1	100 bunches
Rhubarb	roots	5-6	48 48	48	8-10 stalks plant
Salsify	½ oz.	½	30 15	1-2	600 roots
Spinach	½ oz.	½	20 15	2	3 bushels
Squash—Summer	1 oz.	1-1½	48 48	48	136 squash
Squash—Winter	1 oz.	1-1½	72 72	48	75 squash
Swiss Chard	1 oz.	½	30 30	6	Pull until frost
Tomatoes	plants	½	48 36	36	4 bushels
Turnips	1 pkt.	½	24 15	2	2 bushels
Rutabagas	1 pkt.	½	24 15	2	2 bushels
Watermelon	1 oz.	½-1	72 72	48	40 melons

Useful Gardening Information

Quantities Of Vegetable Seeds To Be Sown Per Acre And Smaller Areas

Artichoke	1 oz. to 500 plants.....	Per Acre
Asparagus	1 oz. to 50 ft. drill....	4 to 5 lbs.
Beans, dwarf	2 lbs. to 100 ft. drill....	1 to 1½ bu.
Beans, pole	2 lbs. to 100 hills.....	12 qts.
Beets, garden	1 oz. to 50 ft. drill....	5 to 6 lbs.
Broccoli	1 oz. to 1,500 plants.....	½ lb.
Brussels Sprouts	1 oz. to 1,500 plants.....	½ lb.
Cabbage	1 oz. to 1,500 plants.....	½ lb.
Carrot	1 oz. to 100 ft. drill.....	4 lbs.
Cauliflower	1 oz. to 1,000 plants.....	12 oz.
Celery	1 oz. to 3,000 plants.....	1 lb.
Celeriac	1 oz. to 3,000 plants.....	1 lb.
Chicory	1 oz. to 200 ft. drill.....	
Citron	4 oz. to 100 hills.....	4 to 5 lbs.
Collards	1 oz. to 2,500 plants.....	4 oz.
Corn, Sweet	1 lb. to 100 hills.....	12 to 15 lbs.
Cress or pepper grass.....	½ oz. to 100 ft. drill.....	2 to 3 lbs.
Cucumber	1 oz. to 60 hills.....	2 to 3 lbs.
Egg Plant	1 oz. to 1,000 plants.....	4 oz.
Endive	1 oz. to 100 ft. drill.....	4½ lbs.
Gourd	2 oz. to 100 hills.....	3 to 4 lbs.
Kale or Borecole	¼ oz. to 150 ft. drill.....	4 oz.
Kohl Rabi	¼ oz. to 100 ft. drill.....	2 lbs.
Leek	1 oz. to 100 ft. drill.....	4 lbs.
Lettuce	¾ oz. to 100 ft. drill.....	4 to 5 lbs.
Mangel Wurzel	1 oz. to 100 ft. drill.....	5 to 6 lbs.
Melon, Musk	1 oz. to 30 hills.....	4 to 5 lbs.
Melon, Water	1 oz. to 30 hills.....	4 to 5 lbs.
Mustard	1 oz. to 100 ft. drill.....	
Okra	1 oz. to 400 plants.....	
Onions	1 oz. to 100 ft. drill.....	5 to 6 lbs.
Onion Sets	1 qt. to 20 ft. drill.....	12 to 15 bu.
Parsley	1 oz. to 150 ft. drill.....	6 lbs.
Parsnip	1 oz. to 200 ft. drill.....	5 lbs.
Peas	2 lbs. to 100 ft. drill.....	3 bu.
Pepper	1 oz. to 1,500 plants.....	3 oz.
Pumpkin	¼ lb. to 100 hills.....	4 to 6 lbs.
Radish	1 oz. to 100 ft. drill.....	8 to 10 lbs.
Rhubarb	1 oz. to 75 ft. drill.....	
Salsify or Veg. Oyster....	1 oz. to 60 ft. drill.....	10 lbs.
Spinach	1 oz. to 100 ft. drill.....	12 to 15 lbs.
Squash, running	2 oz. to 100 hills.....	3 to 4 lbs.
Tomato	1 oz. to 1,500 plants.....	¼ lb.
Turnip	1 oz. to 150 ft. drill.....	1 to 2 lbs.

Time Required for Maturity of Different Garden Crops Reckoned from Day of Planting the Seed

Beans—String	45 to 65 days	Melon—Water.....	120 to 140 days
Beans—Shell	65 to 75 days	Melon Musk.....	120 to 140 days
Beet—Table.....	65 days	Onion	135 to 150 days
Beets—Stock	150 days	Pepper	140 to 150 days
Cabbage—Early	105 days	Radish.....	30 to 40 days
Cabbage—Late	150 days	Squash—Summer....	60 to 65 days
Cauliflower.....	110 days	Squash—Winter.....	125 days
Corn.....	70 to 120 days	Tomato	150 days
Egg Plant.....	150 to 160 days	Turnip.....	60 to 70 days
Lettuce—Heading.....	65 days	Spinach, average time	45 to 65 days

Most Popular Annual Flowers For Cutting

Sweet Alyssum, white	Larkspur, blue, pink
Aster, white, pink, purple	Marigold, yellow
Bachelor Button, blue	Mignonette, green
Calendula, yellow	Nasturtium, yellow, orange, pink
Carnation, pink, red variegated	Pansy, blue, yellow, white
Calliopsis, yellow, orange	Phlox Drummondii, all colors
Candytuft, white	Poppy (Shirley) all colors
Cosmos, white, pink,	Scabiosa, all colors
Eschscholtzia, yellow	Snapdragon, all colors
Gaillardia, yellow, red	Stocks, all colors
Gypsophila, white	Sweet Peas, white, red, lavender, pink
Helichrysum, (Everlasting) orange,	Verbena, all colors
pink, yellow	Zinnia, orange, rose, scarlet

ASPARAGUS

Palmetto. An early variety producing an abundance of straight shoots, deep green in color, tender and delicious. Suitable for growing in all parts of the country.

BEANS

Dwarf Wax Sorts (Yellow Pod)

Currie's Rust Proof Black Wax. A very early, beautiful, wax bean, bearing an abundance of crisp, tender, stringless pods, free from rust. Of excellent quality, delicious flavor. Seed kidney-shaped.

Early Dwarf Black Wax. Excellent early garden bean. Plants are compact and erect and bear pods well up from the ground. Yellow pods, fleshy, crisp, tender and stringless.

Improved Golden Wax. The plants are hardy and bear an abundance of straight, broad, flat pods. Seed white, with brown or black markings near the eye.

Pencil Pod Black Wax. Medium early, with long pods, round, fleshy, tender, stringless and of bright yellow color.

Dwarf Snap Green Pods

Bountiful. A most desirable early green podded sort for home gardens. Pods long, straight, broad, flat and stringless for snaps.

Extra Early Red Valentine. (Round Pod). Vine erect; pods, green, medium length; curved, cylindrical, with crease in back, very fleshy, crisp and tender; seed long, of medium size.

Giant Stringless Green Pod. An excellent variety to follow Stringless Green Pod. Plants of strong growth, pods meaty, brittle and stringless.

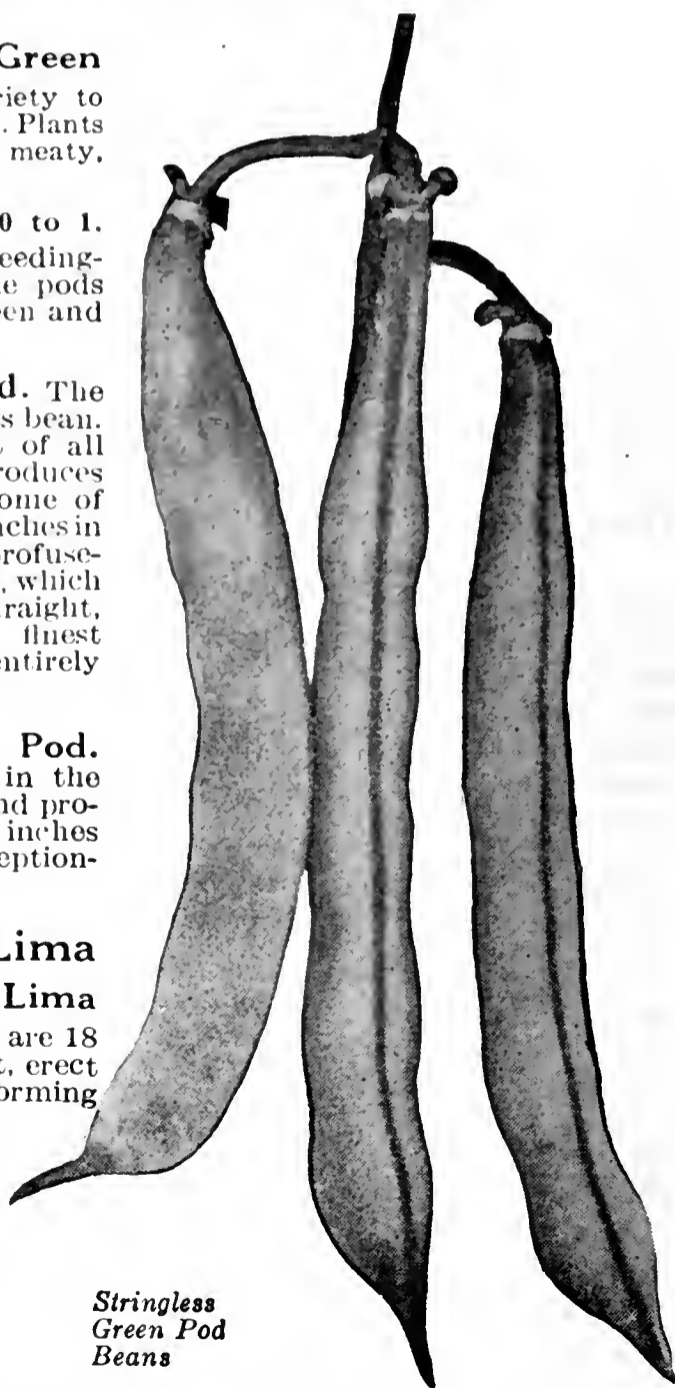
Refugee. Late or 1000 to 1. Vine large, spreading, exceedingly hardy, very late. The pods are long, cylindrical, green and of good quality.

Stringless Green Pod. The finest green pod, stringless bean. The earliest and hardiest of all green-podded sorts and produces large, handsome pods, some of which measure fully six inches in length. The plants bear profusely the beautiful green pods, which are perfectly round, straight, broad, tender, brittle, finest flavor, very fleshy and entirely stringless.

Tennessee Green Pod. Brown Bunch. Popular in the south. Vigorous, hardy and productive. Pods large, 6 to 7 inches long, flat, dark green, exceptionally fine flavor.

Dwarf or Bush Lima

Dwarf Large White Lima (Burpee's.) The bushes are 18 to 20 inches high, of stout, erect growth, branch freely, forming large circular plants from two to three feet in diameter. Very prolific, bearing large, beautiful pods well filled with large beans of the same size and delicious flavor as the pole variety.



*Stringless
Green Pod
Beans*

NITRAGIN increases bean and pea crops. See more about it on page 27.



BEANS

Henderson's Bush Lima. Grows about 18 inches high without aid of stakes or poles. Produces large crop of delicious lima beans, bearing continuously from early summer to frost.

Pole or Running Varieties

Cut Short or Corn Hill Used largely in the South where it is planted among corn rows. Green podded, climbing. Poles not necessary. Short snap pods, fleshy and of good quality.

Golden Pod Kentucky Wax. A pole variety, very similar to the Kentucky Wonder but pods are broader. They are fleshy, stringless and very long. Being early and hardy, it is adapted to the North.

Kentucky Wonder Pole. (Old Homestead.) This climbing variety is very vigorous and productive and bears its pods in large clusters. The pods are green, very long, often being nine or ten inches, nearly round, very crisp, and so fleshy that they are greater in width than breadth. The seed is long, oval, dun-colored. Very early, and the best to use in the green state.

Scarlet Runner. Ornamental and useful. The vine is graceful; flowers are of a brilliant scarlet, and the beans are of excellent quality.

*Burpee's
Bush
Lima
Beans*



White Dutch Caseknife Seed is broad kidney shaped, flat, clear white and of excellent quality used either green or dry. A green podded kidney bean which may be used for a corn hill sort. Long flat, green pods may be used for snaps when quite young

Field Beans

Choice Navy. The well known baking bean that made Boston famous. Pods about 4 inches long containing 5 to 7 almost round, small white beans. Very productive.

Bean

Cultivation. Next in importance to pure seed is the selection of the soil in which beans are to grow. It is true that beans thrive on most all soils but greater results are gained by the liberal use of fertilizer or planting in light, rich, well drained loam. Beans are extremely sensitive to frost and moisture. It is useless to plant them before all danger of frost is past and the ground is warm. Sow the seed in drills two to three feet apart and four to eight inches apart in the row. They should be frequently cultivated up to the time of blossoming, but this should never be done when the ground or plants are wet with rain or dew, as it will be sure to injure them. If disturbed while in bloom, it will prevent their setting well.

Plant bush beans 2 inches deep in drills 24 to 30 inches apart, placing the seed 3 inches apart, or 4 seeds in hills 24 inches apart.



B E E T S

Detroit Dark Red. An early variety, perfectly globe-shaped, smooth with a single tap root. Small tops, skin blood red; flesh dark red, zoned with a lighter shade.

It is a splendid keeper, is not excelled in yielding qualities by any other sort, is exceedingly tender, fine and sweet and is unequalled for table use.


Early Blood Turnip. Roots turnip shaped, deep crimson, tender and sweet.

Early Wonder. A selection from Crosby's Egyptian but a few days later. The roots are nearly globe shaped, uniform in size, with little foliage. The skin is deep red and the flesh a rich dark color with little zoning.

Edmand's Improved Blood Turnip. A handsome, clean, turnip-shaped blood beet. Skin and flesh are of a deep blood red, sweet and tender in quality, and unsurpassed for solidity and keeping purposes. Tops are small, allowing them to be grown close together. They mature early and give satisfaction as a bunching sort.

Extra Early Egyptian. The earliest, turnip shaped, small, symmetrical, deep blood color.

Improved Long Blood. One of the best and most popular table beets, especially for autumn and winter use.



Detroit Dark Red Beet

Mammoth Long Red Mangel

SWISS CHARD

This variety does not produce an edible root like the regular garden beet, but is highly esteemed for the broad, white leaf stalks and midribs which are cooked and served in the same manner as asparagus, making a most delicious vegetable. The leaves are also cooked like spinach and considered equally as palatable.

Dark Green White Ribbed. The leaves grow large and upright and as outer leaves are cut, more come from the center. Midrib is large and almost white, and may be served like asparagus.

Giant Lucullus. Best variety of Swiss Chard. Seed sown early in the Spring will produce plants quickly, bearing thick, light colored midribs and leaves of splendid quality.

MANGEL WURZEL

Improved Mammoth Long Red. The roots are very large, uniformly straight and well formed. Color deep red, roots solid, tops small. Roots attain a large size. Produces an immense bulk and tonnage.




Improved Golden Tankard. We recommend it as the best Mangel by far for dairy farmers. It combines apparently all the fine points possible to condense into a Mangel. The color is a deep rich yellow. The flesh is firm and solid. On account of its shape, enormous crops are grown. It is easily lifted from the ground.



SUGAR BEETS

Giant Feeding Sugar Beet or Half Sugar White Mangel. This magnificent Sugar Beet while giving nearly as large a yield of easily grown and harvested roots as a crop of Mangels, supplies a food of very much higher nutritive value, the roots for feeding purposes being really more valuable, pound for pound, than those of the very best strains of Sugar Beets and the yield under equally favorable conditions being more than double. The roots grow partly out of the ground and because of this and their shape the crop can be harvested and stored at less expense than any other root crop. We are certain that every one who plants this variety and grows it with care will be much pleased with the crop.



Edmand's Improved Blood Turnip Beet

Royal Giant Sugar Beet or Half Sugar Rose Mangel. Very similar to the above except in color. Skin is bright rose above ground and white below. Flesh white sometimes tinged with rose.

BROCCOLI.

(Winter Cauliflower)

St. Valentine. A very fine strain. Produces large heads of fine quality, later than other varieties.

CABBAGE

Early Varieties

Allhead Early. Earlier than any other large cabbage, larger than any other early cabbage. Heads deep, flat, solid uniform and very tender. An all-the-year-round cabbage.

Copenhagen Market. The finest, large, round-headed, early cabbage. It is desirable because of the uniform maturity, permitting the grower to gather and market the crop at least expense. Heads average about ten pounds each, are hard and solid with small core. The quality is extra fine and sweet.

Early Dwarf Flat Dutch. Second early, short stemmed, compact, with few and short leaves. Heads, large, nearly round, flattened, close, firm and very solid.

Early Jersey Wakefield. Heads are very hard, compact, solid conical in shape. Few outside leaves. We do not admit that our stock has any superior, except Northrup, King & Co.'s Washington Wakefield Cabbage.

Early Summer. Forms large, solid, round, flattened, compact heads of excellent quality, tender and sweet. The heads average eight to ten pounds each.

Early Winnigstadt. Very early. The leaves are dark green and tightly folded, making it the hardest of early varieties. It seems to suffer less from cabbage worm than most sorts. Heads are regular, conical, and keep well.

Charleston Wakefield

A desirable variety for home and market garden. Similar to Jersey Wakefield except more flattened, several days later and 40 to 50% larger.



Golden Tankard



CABBAGE


to other strains of Wakefield cabbage, being nearly double the size and of better quality, and at the same time is fully as early. It has fewer outer leaves, permitting close planting, so that more heads can be grown to the acre than with other sorts.

Golden Acre

A selection out of Copenhagen Market producing earlier and smaller heads than the parent type. Heads round, solid, excellent quality. Short stem. A valuable shipping variety.

Glory of Enk-

huisen. An excellent variety for kraut. Large, round heads 8 to 9 inches in diameter, weighing about 7 lbs. Short stem.



*Early
Jersey
Wakefield
Cabbage*

Mid-Season and Late

All Seasons. A little later than Early Summer, but very much larger, about double the size. One of the most useful and profitable cabbages to grow. It does well at all seasons and is a very sure cropper. Heads are dark blue and being tender and fine keeping, are excellent for fall and winter use as well as during summer.

Danish Ballhead or Hollander. Short Stem

A very late variety forming globular heads of bluish green color. Hard, a good keeper and shipper.


N.K. & Co.'s Holland. This winter variety is especially desired on account of its great solidity and its keeping qualities. The heads are crisp, tender and sweet and unsurpassed for boiling, slaw, sauerkraut, etc. It grows well on all soils and under most conditions, withstanding hot, dry weather, and does not rot in wet seasons.

Premium Late Flat Dutch. A low growing variety, heads large, bluish green, round, solid, broad and flat on top; an excellent fall and winter variety, and a good keeper. It is a sure header. Our stock has been grown from carefully selected heads, and we consider it superior to any other strain of Flat Dutch Cabbage on the market.

Succession.

About a week later than Early Summer but much larger, measuring about twelve inches in diameter and weighing about ten to twelve pounds each.

Heads are hard and solid and of fine quality. Fine for either winter or summer use. One of the surest varieties to make a crop under all conditions.



*Holland
Cabbage*

CABBAGE


Surehead. Heads are large, round, flattened, uniform, very hard, firm and sweet, and average from ten to fifteen pounds each. Certain to head, a good shipper and a fine keeper.

Wisconsin All Seasons.

A midseason flat type cabbage bred from one of the old standard varieties to be immune to "yellows" disease. Used mainly for kraut manufacture. Large heads weighing 9 to 10 lbs. Valuable for winter keeping.

Large Late

Drumhead. Produces a large, heavy head with smooth leaves. Leaves extend over the center leaves



Flat Dutch Cabbage

of the head and fold down alternately and tightly, forming a compact head.

Late Flat Dutch. Large, round, solid heads and a good keeper and shipper. A dependable header even under unfavorable conditions.

Miscellaneous Varieties

Chinese Cabbage Chihli. Early and sure heading. Head 18 to 20 inches tall, 3½ to 4 inches thick, tapering to tip. Firm, blanched, crisp, tender and sweet. A superior variety of this increasingly popular cabbage.

Chinese Cabbage, Wong Bok. Pear shaped head about 9 inches high. Leaves light yellowish green, tightly folded, creamy white in center.

Improved American Drumhead Savoy. Plant is vigorous with short stem, has densely crumpled leaves and when touched by frost is sweet, delicate and delicious. The head is large and very solid.

Red Pickling. Earlier than Rock Red, but not quite so large. The heads are hard, keep well and are of excellent quality. In color they are deep blood red and are considered fine for pickling.

Copenhagen Market Cabbage




Rock Red. The best, largest and surest heading red cabbage. Used mostly for pickling. The plant is large, with several spreading leaves. The head is large, round, very solid and of deep red color, averaging from ten to twelve pounds in weight.



CAULIFLOWER

Drought Resisting, Danish Giant. Produces a large solid, pure white head, maturing in about 105 days. Makes a larger head than Snowball. It is especially adapted to dry situations. Excellent for home or market gardens.

Extra Early Dwarf Erfurt About a week later than Snowball, grows taller and produces larger heads and is easier to grow.



Cauliflower

Snowball. Forms snow white heads six to ten inches in diameter, of good quality. Its close growing habit permits more heads to a given area than the later maturing sorts. Excellent for both early and late planting.

CARROT

Chantenay. The flesh is of a beautiful, rich orange color and of the finest quality; it is medium early, with small tops. Roots taper slightly, but are uniformly stump rooted. Gives great satisfaction in both the market and private garden.

Early Scarlet Horn or Shorthorn. Roots 3 to 4 inches long, 1½ inches in diameter. Blunt-rooted and a favorite for bunching. Color deep orange scarlet, fine grained and sweet. Excellent when young for soups and stews. Grows well in shallow soils.

Improved Danvers Half Long. This popular carrot, while not as "stump rooted" as the Chantenay, has a root which comes to a blunt point, a very beautiful carrot. A first-class carrot for all soils. The root is of a rich, dark orange color and grows very smooth.

Oxheart or Guerande. This carrot is intermediate as to length between the half-long varieties (such as Danvers) and the Scarlet Horn Carrots, but is much thicker than the latter, being at the top from four to five inches in diameter. Flesh bright orange, fine grained and sweet.

Mastodon Carrot. (For Feeding Stock.) Mastodon Carrot is not a table carrot, although the flesh is remarkably firm and sweet. It is not a carrot for the market gardener, but it is emphatically the carrot for the farmer, and once used, nothing else will take its place.

Mastodon Carrot is the heaviest cropping carrot grown. The flesh is white, crisp and solid and very sweet in flavor. The roots are short and very heavy at the shoulder, rendering them easily harvested. Too much can scarcely be said of their size and great productiveness. The roots frequently measure 15 to 20 inches in circumference, and 18 to 40 tons to the acre is not an extravagant statement as to yield.



Chantenay Carrot

Improved Long Orange. A well known standard sort; roots long, thickest near the crown, tapering regularly to a point; color deep orange. Suitable for the table. A main field crop.




CELERY

Easy Blanching. Early, blanches quickly, vigorous grower, good keeper. Suitable for home or market.

Golden Self-Blanching. This splendid variety is without doubt the most popular celery grown. It is a self blanching sort, for with a little banking or covering, even the outer ribs assume a beautiful golden yellow, while the heart or vine stalks are deliciously tender, brittle and sweet. This variety is being extensively grown, not only on account of its ease of culture, but for its superior quality. It is not quite so early as the White Plume but is of heavier and more compact growth, the stalks being thick, crisp and brittle. Its flavor is rich and delightful.

White Plume. The earliest celery. This is a well known variety. Popular on account of its earliness and the ease of its culture.



Easy Blanching Celery

CELERIAC

Turnip Rooted Celery.

Large Erfurt. Large, smooth roots of excellent flavor. Excellent for soups, stews or salads.

CHICORY

Witloof. Also called "French Endive" and "Christmas Salad." The blanched shoots of this variety make a delicate and delicious salad.

COLLARDS

Georgia or Southern. The standard variety of Collards, planted all over the South. Sow seed as for cabbage. Transplant when a month old in rows a foot apart each way and hoe often. A non-heading form of the cabbage family used for greens.

SWEET CORN

Extra Early Varieties


Early Minnesota. A standard early sort of excellent quality, especially desirable where seasons are short. The ears bear 8 to 10 rows of large white grains. This variety is popular on account of its great productiveness. Excellent for market, home and canning use.

Extra Early White Cory. One of the earliest varieties, well and favorably known in all parts of the country. It succeeds well where the seasons are short, and can be recommended for general planting. Ears six inches long with eight rows of broad grains.

Golden Bantam Extra Early. A variety Northrup, King & Co. have propagated especially for early home gardens. A recombination of 15 inbred strains. A week earlier than ordinary Golden Bantam, and of superior flavor.

Golden Bantam - Kingscrot. This is another triumph of Northrup, King & Co.'s propagation fields. A cross between four inbred strains. Same delicious quality as "Extra Early" but better adapted to market gardener's use as the ears are ready to pick at one time. Very early and uniform in ear size.

Peep o'Day. Peep o'Day Sweet Corn is one of the best early varieties grown. It is ten days to two weeks earlier than most other varieties and is not only early, but sweet and luscious. It is especially desirable for planting in regions of early frosts and short summers.



Golden Bantam Sweet Corn

SWEET CORN


Second Early Varieties

Early Evergreen. This fine variety is ten to twelve days earlier than Stowell's Evergreen and yields large, handsome, ten or twelve-rowed ears.

Late Varieties

Country Gentleman. This variety is often called the "shoe peg" corn, owing to the arrangement of the crowded kernels which are long and very sweet. It is far ahead in flavor of any of the late varieties. It remains tender and fit for use longer than most sorts, as the ear is enclosed in a thick husk which keeps it "in the milk." The ears average nine inches in length and are borne from two to five and sometimes six on each stalk. The cob is small and very closely packed from tip to butt with slender, pure white kernels of the finest quality. If you try this variety you will like it.

Improved Black Mexican. This variety has for a number of years had the reputation of being the sweetest of all sweet corn. When cooked, the ear is white with a bluish tinge towards the base of the kernel, but when dried the appearance of the seed is so entirely distinct from any other corn as to be always remembered, the kernels being of a deep bluish black. Every year we have a number of inquiries from those who have known this corn, but who have forgotten its name and remember it only as the "black corn that was so very sweet." The steadfast remembrance and desire for this corn has induced us to offer Improved Black Mexican. It must still rank as a late variety, but as it now matures nicely in Minnesota, it may be safely grown in almost any part of the United States.



*Stowell's
Evergreen
Sweet Corn*

Stowell's Evergreen. The best known and most largely planted of all the varieties.


Stowell's Evergreen is hard to beat and for a long time to come many will have it in preference to any other sort. This corn is distinguished by the large ear, the long, deep kernels, its rich, sugary flavor and its long keeping qualities. Seed has been selected for its sweetness, productiveness, and large size.

SWEET CORN FACTS

Market gardeners and private planters should keep in mind the important fact that Sweet Corn produced in the North is earlier and more hardy than the same varieties grown farther south. We do not think it too much to claim that nearly all of our varieties of Sweet Corn are easily a week to ten days earlier than the same varieties produced elsewhere.

One pound of seed will plant about 100 hills; 12 to 15 pounds an acre in hills.

Note—For succession, plant Golden Bantam for earliest; Peep O'Day for second early; Early Evergreen, for medium; Stowell's Evergreen or Improved Black Mexican for late.



Country Gentleman Sweet Corn

CUCUMBER



Pickling Cucumber

Boston Pickling. Very productive, grown largely for pickles. Fruit medium sized, very smooth, bright green.

Chicago or Westerfield Pickling. Fine for market gardeners. Medium length, pointed at each end; has large spines, deep green, very prolific. Good for pickling.

Cool and Crisp. A strain of white spine similar to the Arlington but larger. Fruit long, cylindrical, dark green. Fine for table use.

Davis Perfect. A carefully selected strain of Extra Long White Spine, suitable for both greenhouse and outdoor culture. The fruits are of large size, splendid quality and fine color. The flesh is tender, brittle and of excellent flavor. A favorite for market use.

Early Cluster. A desirable variety for pickling. Chunky in form and frequently set in clusters of two and three, borne in center of the plant. Crisp, juicy, white flesh with small seed cavity.

Early Fortune. A dark green, white spined variety desirable for slicing and shipping. 8 to 9 inches long. Uniform size.

Early Frame or Short Green. Used for table and pickling. Very productive. Fruit straight, bright green.


Extra Long White Spine. An extra fine variety for either greenhouse or open ground. It grows to a large size in a very short time and commands fancy prices on account of its fine form and appearance.

Improved White Spine. The fruit is uniform in size and shape, averaging 7 to 8 inches long. Color dark green, quality excellent and contains but few seeds.

Klondike. A splendid slicing cucumber and desirable for pickling when young. Color is rich dark green. Fruits grow to a uniform size, about 7 inches in length and 2 inches thick. The dark green color is retained after pickling, making it desirable for shipping.

Long Green. Produces dark-green fruit from 10 to 14 inches long. Flesh solid, crisp and of fine quality. Fine for slicing and pickling.

White Spine Evergreen. A fine strain, bearing blue green fruit, often from 10 to 12 inches in length, smooth, round and of fine quality. Especially recommended for hot-bed culture. The seed offered has been taken from fruit selected for its ideal form, uniformity in size, shape and color and general appearance. A very satisfactory variety in every way.



Improved White Spine Cucumber

One oz. sows 60 hills; 2 to 3 lbs. per acre.



EGG PLANT

Improved New York Spineless. The handsomest type and most perfect strain of Egg Plant in existence. The plants are stocky and low branching, stalks entirely free from spines, and produce continually handsome, deep purple fruits of largest size and most perfect symmetry. The plants usually bear eight to ten immense fruits of the finest quality before being killed by frosts.

*New
York
Spine-
less
Egg
Plant*



ENDIVE

Broad Leaved Batavian. Large heads, leaves broad and thick and used for flavoring soups. Inner leaves, blanched, make fine salad.

Green Curled. Leaves finely cut.

HERBS

Dill. Seeds have an aromatic flavor and pungent taste.

Sweet Marjoram. Leaves used for seasoning.

Sage. An indispensable herb for seasoning.

Thyme. Leaves and young shoots used for seasoning. A tea is made of the leaves; A remedy for headache.

KALE OR BORECOLE

Dwarf Curled Scotch. This is more hardy than cabbage and makes excellent greens for winter and spring use. The leaves are curly, bright green, very tender and delicate in flavor.

Thousand Headed. Large, cabbage-like leaves are very tender. Especially fine for sheep pasture.

KOHL RABI

Early White Vienna
Very, early small, handsome, white bulb. Best early variety for the table.

Early Purple Vienna
A little later than the white. Color a bluish purple.

LEEK

Large American Flag, or "Broad London." A large growing variety with long, thick well blanched stem.

MUSTARD

Southern Giant Curled
Used largely for salad, especially in the South.

Large Smooth Leaf.
A popular variety with large, light green, nearly smooth leaves. Upright plant, grows quickly. Easily prepared for the table. Used when young, for salad, or later for greens.



*Kohl
Rabi*



LETTUCE

Note On Lettuce Germination

Growers of lettuce have difficulty during hot weather in securing good germination of seed either in seed bed or field and a practice commonly followed and recommended to growers is to soak the seed in pans of water for 15 or 20 minutes. Drain off the excess moisture and place these pans in the refrigerator. In 36 to 48 hours, depending on the variety, the seed should have small sprouts. The seed may then be dried just enough to handle for seed bed planting or may be fixed with dry sand to take up the excess moisture.

Heading Varieties

Big Boston. A large heading, forcing sort, very hardy and vigorous, with broad, comparatively smooth, thin and very hard, bright green leaves. Quite tender. Indoors this forms a solid head, while outside it is less distinctively a heading sort.


Crisp as Ice. The heads are large and very solid. When cut open they have a rich creamy heart and are so tender and brittle as to warrant the name, "Crisp as Ice."

Iceberg. A large plant forming a hard crumpled head. White inside, crisp, sweet and fine quality. Outer leaves light green tinged with brown on margins. Tender head makes it excellent for home gardening.

Improved Hanson Head. In all respects one of the very best out-door varieties. It is very hardy and will stand extremes of weather better, perhaps, than any other of the "crisp heading" sorts. In color it is of an attractive green. The head, which attains a large size, is hard, tender and crisp, with a blanched appearance in the center. It is of capital table quality, wholly free from bitterness.

New York Special, Los Angeles Market or Mountain Iceberg. Produces immense heads, solid as a cabbage. The heart blanches beautifully, being crisp, tender and delicious. Outer color is a distinct apple-green. A desirable standard summer lettuce.

Salamander. Forms large, solid heads of thick, smooth, very tender leaves of the finest quality. The leaves are broad, somewhat crumpled and closely overlapping so that the inner ones are very finely blanched. It with stands hot weather remarkably well and can be planted any time during the summer.




*Kale or
Borecole*

LETTUCE

Loose-Leaf Varieties

Black Seeded Simpson

One of the best, either for forcing under glass or for open ground culture. It forms large, thin, loose leaves of light green color, very tender, crisp and of fine quality. A fine sort for summer.



Salamander Lettuce

Early Curled Simpson. A popular sort, free from bitterness; forms large, loose heads.

Grand Rapids. The most popular variety for greenhouse planting. It is of handsome appearance, a strong grower and not subject to rot.


Prizehead. A large, loose headed, thin leaved sort. The very large leaves are crimped, bright green, tinged on the edges with reddish brown and are crisp and sweet.

Romaine, Cos or Celery Lettuce

Paris White Cos. A distinct variety, having large, compact heads, that blanch mild and crisp. The plants are of erect growth, as illustrated on page 19.

Lettuce Culture

Sow in the house or in frames any time after March 10th; if put outdoors, as early in the Spring as ground can be worked and at intervals of two weeks until June 1st. Soil should be a rich sandy loam with plenty of humus. Rows to be 1½ feet apart, plants two inches apart in row after thinning. Two ounces of seed will sow 150 feet of row, 4 to 5 lbs. required per acre. With Head Lettuce, transplant as soon as the plants begin to crowd.



Grand Rapids Lettuce



MUSKMELON

Green Fleshed Varieties

Extra Early Citron or Early Nutmeg.

Fruits are round, 6 to 8 inches in diameter, ribbed and netted. Flesh is thick and pale green in color, very sweet.

Extra Early Hackensack. Fruit weighs four to six pounds each. The melons are round, heavily ribbed; skin is green and thickly netted; flesh is light green, of delicious flavor, rich and sugary. The earliest of all large netted melons.

Rocky Ford Netted Rock

No melon has ever been so popular in the large city markets and has sold so readily at such high prices as the Rocky Ford. The vines are exceedingly healthy and vigorous, bearing an abundant supply of fruit during the entire season. The melon when ripe should have a silver colored lace-like veiling, making it very attractive in appearance. The

green flesh is very deep, very solid, yet so sweet and melting as to be eaten close to the rind. The seed cavity is very small. The average weight is about one and one half pounds.

Red or Salmon Fleshed Varieties

Osage or Miller's Cream. Fruit medium sized, oval, slightly ribbed, dark green in color, banded with lighter streaks, covered more or less with shallow netting. The flesh is deep salmon color and very thick, there being but a slight cavity in the center of even the largest fruit, and of exceptionally fine quality.

Paul Rose or Petoskey.

Fruit oval, about five inches in diameter, shape and general appearance similar to the Netted Gem. Of a light green or faint golden hue when fully ripe. Firm flesh; a rich orange red like the Osage, but even sweeter and higher flavored; ripens close down to the rind, with small seed cavity.

Sugar Rock-Honey Rock

An excellent home garden variety. Thick orange flesh, sweet and juicy. Oval fruits, not ribbed medium size.

Rocky Ford Cantaloupe

Tip Top. A large size late melon, varying in shape from round to slightly oblong. Pale green skin is distinctly ribbed and somewhat netted. The salmon flesh is sweet and spicy.

MUSKMELON (Cont.)

Cassabas or Winter Melon

Golden Beauty. A melon for winter use or late shipment. 6 to 8 inches in diameter. May be taken from vine as soon as they lose the green lustre, but should not be eaten until the hard rind will give under pressure of the thumb. Flesh is white, tender, sweet and juicy.

Honey Dew—Green A melon of distinct character, but with a seed cavity like the ordinary cantaloupe. Dull white when ripe. Thin, tough skin protects the flesh and keeps it fresh for considerable time. Flesh is green and sweet as honey.

WATERMELON

Gypsy or Georgia Rattlesnake. A variety very popular with home gardeners and shippers. Adapted especially to the South. Long fruit, light green striped dark green. Flesh scarlet with white seeds. Tender and sweet.

Kolb's Gem. Very large, slightly oval, striped with light and dark green. Rind very hard and firm. Flesh bright red, solid, coarse grained, but tender and sweet.

Tom Watson. A large, oblong melon, the skin of which is dark green, with thick netting on the entire surface, quite distinct from other varieties. It averages 18 to 24 inches long and 10 to 12 inches in diameter, red color, crisp, sweet and delicious.

Citron for Preserves. Red Seeded. Fruit round and smooth. Is not eaten raw, but is used for making a very clear, transparent preserve of peculiarly fine flavor. Flesh, white and solid.

Stone Mountain. A large round melon which is now bred to ripen in the North. A delicious melon for home gardeners.

Harris' Earliest. Sweetest, largest and best shipping early melon. Melon is oval to oblong; beautifully striped with green and gray; bright red flesh, which is sweet, tender and delicious. Melons weigh 20 to 30 pounds.

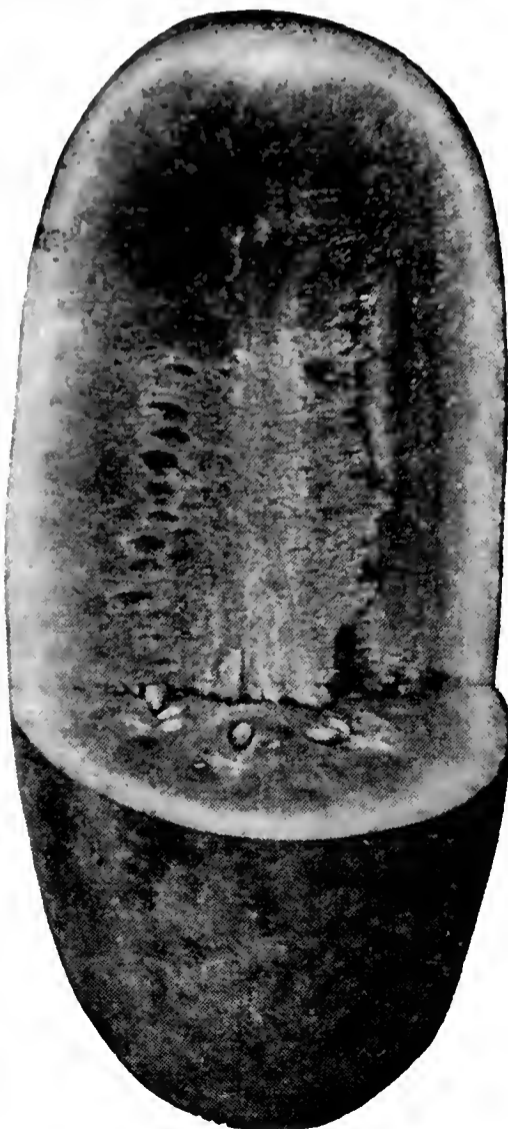
Ice Cream or Peerless. Rind thin, light mottled green. Flesh bright scarlet. Solid to center. Sweet as honey.

Klondike. The earliest. The Klondike is offered with the assurance of being, not only remarkably early, but as sweet, delicate and melting in flavor as any variety grown. The flesh is of a deep scarlet. Rind thin, not a particularly good shipping sort, but is emphatically the variety for home use and sale.

Sweetheart. Remains in condition for use longer than any other sort. Fruit early, large, oval and very solid. Flesh bright red, tender and sweet. Rind thin, but strong.


Kleckley's Sweets or Monte Christo. The finest of all medium early watermelons for home use. The rind is too thin to stand long distance shipment. The fruits are uniform in size, oblong in form, the skin is rich dark green the flesh bright scarlet, the seeds lie close to the rind, leaving a very large, solid, red core. The flesh is rich, sugary and melting, being entirely free from stringiness.

Phinney's Early. Very early, quality good; hardy. Bears abundantly, medium sized, oblong melons with thin, smooth rind; flesh pink and tender.



Tom Watson

WATERMELON (Cont.)



Angelino Black Seed
The most attractive in appearance of all watermelons. Large with bright red flesh, red to the rind. Free of fibre.

Chilian Black Seed.
A desirable variety for home gardens, also for shipping. Fruits medium size, nearly round. Flesh bright red, fine grained and sweet.

Cole's Early. An extra early round melon with solid heart, flesh of fine texture and good flavor. A good variety for our northern states.

OKRA

Mammoth Long Podded. A heavy yielder. Green pods of great length,, very slim and tender.

White Velvet. Large, white, tender, smooth pods. Yields abundant crop.

ONION


Red Varieties

Bermuda Red. Bulbs of this variety are similar in form and early ripening to the Bermuda White, but grow larger in size, ranging from three to four inches in diameter; very flat and of a light pink color.

Large Red Wethersfield. Very popular, a sure and heavy yielder; the best keeper, grows to an immense size, solid, oval-shaped, flattened on top; skin purplish red, smooth and glossy; flesh white, slightly tinged with pink, strong flavored. The best variety for poor or dry soil.

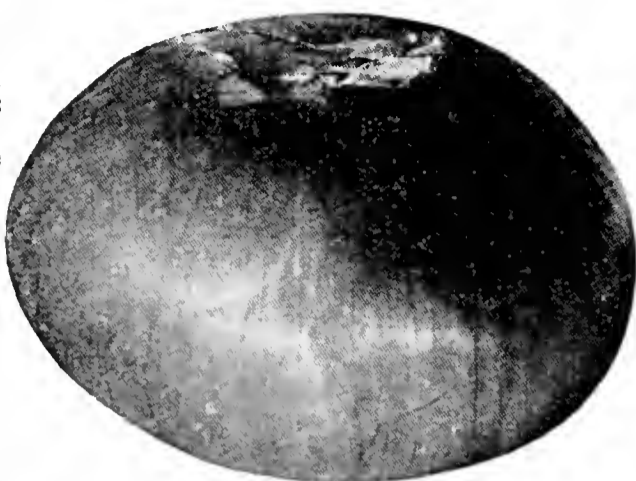
Large Red Globe. This beautiful strain of Red Globe Onion surpasses all others in earliness, productiveness, perfection of shape, uniformity of size, richness of color, and long keeping qualities. Careful breeding has resulted in a true globe-shaped onion of great solidity and long keeping qualities; the very small neck not only prevents water-logging, rot and shrinkage, but also insures earlier maturity and perfect ripening down. The color of the Large Red Globe is a deep blood-red, extra dark, while the surface is smooth and glossy. The flesh is white, tinged with light purple, fine grained and unsurpassed in flavor. For a long time onions have been the biggest money-making crop for the farmer. It is true that the onion market has its ups and downs, like

*Extra Early
Hackensack
Muskmelon*



ONION (Continued)

all produce, but at the average price of \$2.00 to \$3.00 per cwt. in the autumn, and the ordinary yield, onions give highly satisfactory returns to the grower. One often reads glowing accounts of enormous onion profits, yields of 600 to 1000 bushel are not unknown. With intensive cultivation, experience and skill these yields are within the reach of all in a normal year. A sound, well ripened onion crop can be put away in the autumn and held for 6 to 8 months under suitable conditions with a shrinkage of not much more than a pound per bushel per month. Experienced growers are careful however to plant a selected strain which has been bred to produce long-keeping, perfectly ripened bulbs. Globe onions bring the best prices everywhere.




Large Red Wethersfield Onion

Yellow Varieties

Ebenezer. An excellent yellow onion of medium flat shape. Keeps all winter and is of mild pleasing flavor. At this time the seed is used mainly for raising sets, which when set out the following spring, produce large beautiful matured onions in July. The Ebenezer has wonderful cooking and keeping qualities.

Long Keeping Australian Brown. This remarkable onion is of medium size, wonderfully hard and solid and most attractive for market, both in form and appearance. They are extremely early in ripening and make no stiffnecks or scallions. Every seed seems to produce a good-sized onion, and the bulb begins to form very quickly when the plant is not over 3 inches high. Planted with the Red Wethersfield it will average nearly four weeks earlier, and ripen off more uniformly. It has the reputation of keeping indefinitely, and we think from its firmness and hardness that it will keep in good condition longer than any other onion known. The color of the skin is a clear amber-brown.




Large Red Globe Onion



ONION

Ohio Yellow Globe. A very desirable strain of yellow globe-shaped onion. The main features which distinguish this strain from others are its distinct and attractive shape; handsome, bright, even color; ripens early and all at once; necks very small and cure down very close. The bulbs are firm, solid and keep exceptionally well during the Winter. Although this was first introduced in Ohio, this strain is thoroughly acclimated and is suitable for northern conditions.

Prize Taker. This onion has become a great favorite on account of its large size and great solidity. It is perfectly globe-shaped, with straw colored skin; the necks are very small and the onions always ripen up hard. An excellent keeper, exceedingly fine flavor, grows to an enormous size, onions weighing five pounds having been grown from seed the first year.



*White
Globe Onion*

Southport Yellow Globe. Very similar to the Large Red Globe, except that it averages a trifle smaller and matures a little earlier. The skin is a rich brownish yellow; the flesh white, crisp and fine grained. Great care has been given to the selection of seed, so as to give uniformity of size, shape small necks and heavy yield.

Yellow Globe Danvers. The bulbs are large and globular, with very thin necks; rich orange yellow color. An enormous yielder and a fine keeper. Flesh white and mild.

White Varieties

White or Yellow Bermuda. The bulbs are quite broad and flat in form. The color is not a clear white, as in our American varieties, but rather a pale straw; flesh crisp, solid and mild in flavor. The plants are extremely thin-necked, insuring even and early ripening.

Crystal White Wax Bermuda. This new variety is a large, pure-white, flat Onion. During the last few years it has become very popular with the large growers of Onions in the South, especially in south-west Texas. It does very well under northern conditions and produces one of the mildest and sweetest of them all. It is very fine for slicing, the color being so clear and pure. The best seed is produced in Teneriffe, Canary Islands. Our stock is genuine.

Large White Globe. White varieties are the mildest in flavor of any of the onions and are, on this account, often preferred for family use. Large White Globe is the most perfect in shape of any of the White Globe strains. Most of the White Globe stocks are marred by dark rusty streaks. Large White Globe is almost entirely free from this blemish and is the purest in color of any of the White Globe types. This is in every way the finest White Globe Onion in existence.

Sow one oz., of onion seed for 100 feet of row; 5 to 6 lbs. seed per acre.

ONION

Southport White Globe. White Globe Onions command the highest market prices when they are true globe-shaped and free from stain. Our Southport White Globe Onion meets these requirements, having a thin skin of pure whiteness. The flesh is crisp, fine grained, very white and mild. As soon as ripe, the bulbs should be stored in a cool, dark shed or dry cellar.

White Barletta. This variety is more distinct on account of its earliness. It is earlier than the White Queen. It is of a beautiful waxy white color and grows $1\frac{1}{4}$ inches in diameter and $\frac{3}{4}$ of an inch thick, with finely formed bulbs, slightly flattened at the top. Its earliness will highly recommend its use as a substitute for onion sets. An excellent bunching and pickling sort.

White Portugal or American Silver Skin. Bulbs medium size, ripening early and uniformly, with beautiful, clear, white skin; flat, good keeper, delicate and mild flavor. Used largely for pickles, also as a bunching onion.

White Welsh. A very hardy, perennial variety of onion used only for bunching or early green onions. Much superior to the Egyptian onion, which grows a tough woody stem. This onion is entirely free from this objection. Sow seed thinly in rows 12 to 16 inches apart. Perfectly hardy and require no mulching. Seed may be sown in late summer or early fall months for early spring onions.

Onion Culture

Onions thrive well in any good soil, although very sandy soils are apt to dry out to too great an extent. Probably the very best soil for this purpose is old land that has been kept up to a high state of fertility and free from weeds, fall plowed and thoroughly pulverized in the spring.


Sow the seed early in the spring, about $\frac{1}{4}$ inch deep in rows 12 to 15 inches apart. It is tedious work thinning Onion plants, so to avoid unnecessary labor it pays to plant seed of highest germinating qualities; then the seed can be sown a trifle thicker than the Onions are to stand and little thinning will be required.

One oz. of seed for 100 feet of row; 5 to 6 lbs. seed per acre.


*Southport
Yellow
Globe
Onion*



*Yellow Globe
Danvers Onion*



ONION SETS



*Red Bottom
Onion Sets*



The Importance of Using Sets Which are Northern Grown

The planting of Onion Sets is increasing rapidly year after year. They are used in order to obtain onions earlier than they can be had from seed. It follows therefore, that Northern

Southern Grown Sets. In addition to this, Northern Grown Onion Sets will produce onions earlier than Grown Onion Sets are incomparably superior to ordinary stock. being of small size, very hard and sound, and are cleaned so thoroughly as to be free from trash and rubbish.

White Bottom. Small, solid and a beautiful silvery white; favorite sort in all gardens.

Red Bottom. Bright, dark red in color, even and dry.

Yellow Bottom. Produced from seed which makes the finest yellow sets. Fine, dry, medium in size and unsprouted.

Yellow Multiplier. Preferred on account of their earliness. Late in June they are fully ripe.

Egyptian Winter or Red Perennial. Hardy, for September and October planting. Orders filled in September. Ask for prices.

PARSLEY

Dark Moss Curled. The leaves are of an extra dark green color. It is very productive, and on account of the densely curled character of its leaves a quantity can be gathered in a short time.

Turnip Rooted. The edible portion is the fleshy root, which resembles a small parsnip, and is esteemed for flavoring soups, stews, etc. The flesh is white, a little dry with the flavor of Celeriac. The foliage is the same as the plain parsley.

PARSNIP

Improved Hollow Crown or Guernsey
A wonderful cropper. White roots, 12 to 15 in. long, 3 inches thick at shoulder, tapered and smooth. Tender, sugary.

Sweet Marrow Parsnip. This fine parsnip is offered with full confidence that it will be a prime favorite with all who use it. It is very fine grained and exceedingly sweet, while the peculiar "parsnip" flavor is fully preserved. The roots are unusually smooth and attractive in appearance. The best of all parsnips for the private or market garden.



*Turnip
Rooted
Parsley*



PEAS

Extra Early Round Seeded

Alaska. Height 2½ feet. Very early and exceedingly uniform in maturing its crop. The vines are very productive, bearing four to seven pods which are filled with medium sized, bright bluish-green peas of good flavor.

First and Best. Height 2½ to 3 feet. Standard, white seeded extra early. Vines are vigorous and hardy, bearing from three to seven pods, each containing from five to seven medium sized Peas of good quality.

Early Wrinkled Varieties

Advancer. Height 2 to 2½ feet. Seeds green, wrinkled. The pods are broad and long and well filled to the ends. It is a very productive and satisfactory variety.

American Wonder. Height 15 inches. The vines bear a great abundance of good sized pods containing five to eight large, exceedingly sweet, tender and well flavored peas. This is the earliest of the dwarf, wrinkled varieties. The seed is medium sized, wrinkled and pale green. Especially adapted for family use as they require no brush

Gradus. A superb extra early wrinkled variety with immense pods. Very hardy and can be planted as early as Alaska. Grows 3½ feet high strong and vigorous. Pods nearly four inches long with 6 to 8 large sweet peas. Pods uniformly well shaped.

Laxtonian. Early, productive and very satisfactory. Dwarf variety but excels Gradus in yield. Very delicious flavor. Height 18 to 20 inches.


Little Gem. Height 16 to 18 inches. The vines are of dwarf growth and produce an abundance of round, well filled pods 2½ to 3 inches long, only three days after the American Wonder. The peas are green, wrinkled, of sweet, delicious flavor and excellent quality.

Little Marvel. Pods are a little larger than Nott's Excelsior, quality equally good. Large producer. Height about 1¼ feet.

Nott's Excelsior. Height 14 inches. It is of compact, dwarf growth and is nearly as early as the American Wonder. The pods average three inches in length and are well filled to the square ends with green, wrinkled peas of fine quality.

Progress. The earliest of the large-podded, sweet varieties. A dwarf plant with very large production.

Thomas Laxton. Large podded, extra early pea. In earliness the Thomas Laxton is only two or three days behind the Alaska, but the pods are very much larger, containing on the average seven or eight large, sweet, wrinkled peas of the very richest flavor. The vines attain a height of from three to three and one-half feet. In flavor this pea is unsurpassed.



American
Wonder
Peas

PEAS

Main Crop

Alderman. This is a very large podded pea, very robust and vigorous, producing pods of the largest size. The pods are larger and longer than the average large podded sorts, and are well filled with large peas of most excellent flavor. The vines are strong and branching, bearing rich, deep-green, straight, handsome pods averaging $4\frac{1}{2}$ to 5 inches in length, pointed at the end. The vines are from $3\frac{1}{2}$ to 4 feet in height. As is true of most wrinkled varieties they are delicious, but the Alderman is of a quality surpassing many of the others.

Carter's Daisy or Dwarf Telephone. Dwarf, large podded pea, needs no brush. The pods are nearly double the size of American Wonder, and are always well filled with large peas of most excellent quality. The vines are 16 to 18 inches high, and require no support.

Champion of England. 4 to 5 feet in height. The standard main crop or late pea for summer use. The vines are very vigorous and productive, bearing an abundance of large, well-filled pods. The peas are light green, wrinkled, of fine quality and delicious flavor.


Everbearing. A tall variety producing long pods filled with large peas in mid-summer and later. Very prolific, good quality.

Potlatch. A fine variety of great merit. The vines are vigorous, growing 15 to 18 inches high. The long pods are a rich, dark green in color, often measuring six inches in length, with 8 to 9 enormous peas in a pod. The vines are sturdy and the pods are borne in pairs. It is wonderfully productive and the way the peas shell out is astonishing. Potlatch matures early and is unusually satisfactory.

Stratagem. Height 20 inches. The foliage is large and the vines strong and robust, requiring no support. It is very prolific and bears many very large, well filled pods containing large, dark green, wrinkled peas of rich, sweet flavor.

Telephone. This is in all particulars a market garden variety. It comes into bearing fairly early, yields abundant crops of large, fine appearing pods and peas are sweet and luscious. It is a great cropper, continues long in bearing, and fills the basket quickly. The vines grow about $3\frac{1}{2}$ feet in height, are very vigorous and strong. Each vine bears on an average seven to ten pods, which are ready for picking in about 65 days. The immense pods are straight, and of fine appearance, and contain eight to nine large, wrinkled peas, closely packed, tender, sweet and of exquisite flavor.

White Marrowfat. Height $3\frac{1}{2}$ feet. Grown on account of the great quantities of pods which it bears and for canning purposes. The vines are of strong, sturdy growth but mature the pods quite late.



Alderman Peas.

Nitragin. A practical culture by which nitrogen gathering bacteria are placed in the soil along with seeds of all legumes such as beans, peas, clover, alfalfa, etc. In ordering always mention legume to be inoculated.



PEPPER

California Wonder. One of the finest of the mild flavored, large peppers. Fruits three lobed, thick walled, sweet. Dark green, changing to crimson.

Chinese Giant. An early, enormous fruiting variety, averaging 12 to 15 inches in circumference. Plants are healthy, and carry an enormous load of fruit. Flesh is thick, tender, mild and sweet, and is unexcelled for salad or stuffed as mangoes. When ripe a rich, glossy scarlet.



Ruby King Pepper

Giant Crimson. Very large, ripen earlier than other large sorts and are heavier as the flesh is unusually thick. Color of fruit, deep green when young, deep crimson when matured. Flavor is mild.

Large Bell or Bull Nose. A large, early, bright red variety, mild in flavor. Desirable for pickling and mangoes when green.

Large Sweet Spanish. A late variety bearing large thick fruit frequently 8 inches long and 2 to 3 inches in diameter. Glossy red. Flavor mild and sweet.

Long Red Cayenne. A late variety. Pods are small, bright scarlet, cone shaped and pungent. Are as much used for pickling when green as when ripe.

Red Chili. Fruit is small, bright red, very hot and pungent. Plants are very productive. Generally used for making Pepper sauce.

Ruby King. The most popular large fruited pepper. Very prolific. The pods are a beautiful bright red, 5 to 6 inches long by 3 to 4 inches in diameter. Flesh exceedingly thick, sweet, and so mild that it is often sliced as a salad. Splendid for stuffing as mangoes.


PUMPKIN

Connecticut Field. An immensely productive, large, orange-colored, field pumpkin, usually grown for stock feeding, but it also makes good pies.

Early Sugar or Pie Small, round, flattened, prolific, deep orange yellow. Flesh fine grained, sweet and of finest quality. A good keeper. One of the best for pies.

Large Cheese or Kentucky Field. Large, round, flattened, hardy and productive. About two feet in diameter. A fine keeper. Thick flesh of extra fine quality. Fine for family and market use. Grown quite extensively for stock feeding.

N., K. & Co.'s Mammoth Prize. The largest pumpkin grown. Has weighed as high as 225 pounds. A prize winner. The flesh is fine grain ed and the quality is excellent. The flesh and skin are of bright, golden yellow color. Notwithstanding its large size it is a fine variety for pies and is a splendid keeper. If you wish to see just how large a pumpkin you can grow, try this variety.




Early Sugar or Pie Pumpkin

RADISH

Turnip Shaped

Early Deep Scarlet or Non Plus Ultra, Forcing. This variety has as small a top and is as early as any in cultivation, making it one of the best for forcing under glass. Roots ready to pull may be had in three weeks and they remain long fit for use. They are small, globular, smooth, very deep red in color; flesh is white, crisp, tender and mild in flavor.




French Breakfast Radish

Early Scarlet Globe. The shape is a little longer than round and the color, which it holds long after pulling, is very brilliant and attractive. Has a small top and is very early, being fit to pull as soon as Non Plus Ultra, but is much larger when matured. The flesh is white and tender.

Early Scarlet Turnip. Round, turnip-shaped. Rich scarlet color, white flesh, crisp and tender. Grows quickly. Popular for early outdoor planting.

Scarlet Turnip White Tip. Popular because of its fine shape, uniformity, handsome appearance, crispness, and mild flavor. It is very early and equally desirable for outdoor culture and forcing under glass.

Sparkler. This quite distinct variety is exceedingly attractive, the color being rich carmine scarlet with a very pronounced tip of the purest white. The roots even when fully developed are solid, crisp and sweet, and remain fit for use as long as the coarser kinds. It is equally well adapted for forcing in frames or growing in the open ground.



Early Scarlet Turnip Radish

Olive Shaped

French Breakfast. Beautiful, bright scarlet, with pure white tip. Ob-long in shape, medium size, makes rapid growth. It is a fine table variety on account of its excellent quality and attractive appearance. Fine for open ground or forcing.

Long Red Varieties

Long Scarlet Short Top.

Grows to six inches in length, matures in 25 days and can be used before it is fully grown. The roots grow half out of the ground, are very




RADISH—Continued

uniform in shape, smooth and very bright red in color. It remains crisp and tender until fully grown.

Long White Varieties

White Icicle. The finest of the early, pure white varieties. Planted in the spring the radishes are ready for pulling in about three weeks from sowing the seed. They are long and slender and clear pure white, making them very attractive. It is crisp and tender both when young and until it attains larger size.

White Strasburg
A large medium long sort, with heavy shoulders tapering gradually to base. Flesh and skin pure white. Solid, fine quality. Resists drought.



Scarlet Turnip
White Tip Radish

Winter Varieties

China Rose Winter Bright rose color, flesh firm and piquant. Cylindrical, or largest at the bottom, tapering abruptly to small top. One of the best for winter use.

Long Black Spanish Winter. One of the largest, latest, as well as the hardiest of radishes. Roots of medium size, oblong, black, and flesh is of firm texture.

Radish Culture

Sow 1 oz. of Radish Seed for 100 feet. of row, 8 to 10 lbs. per acre.

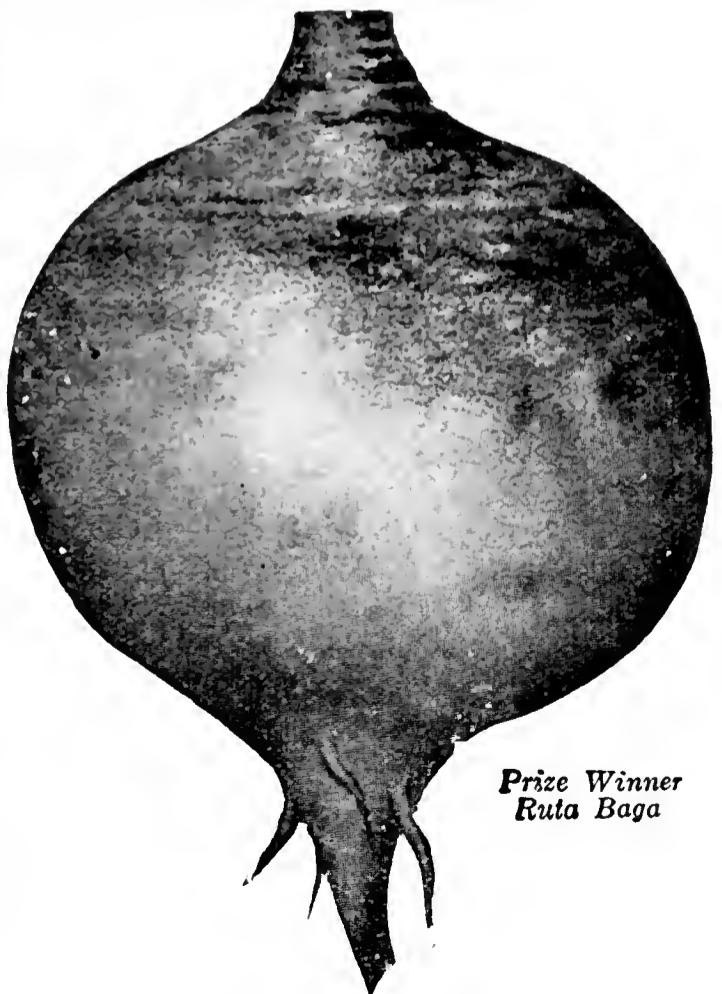
Radishes should be grown on light, quick soil, given plenty of water, and last but not least, the right kind of seed should be sown. Radishes grow very quickly and if not supplied with sufficient moisture are likely to be pithy. Sow seed $\frac{1}{2}$ inch deep in the early Spring in rows 1 foot apart and the more fertile the soil the faster they will grow. For a succession, sow every 10 days throughout the season and stir the soil sufficiently to keep out weeds.

RHUBARB

Sow seed in cold frame and in six to eight weeks transplant to rich, deep soil. Transplant again following season to permanent location, setting 4 to 5 feet apart each way.

RUTA BAGA


American Purple Top. This strain is of American origin and is a purple top, yellow variety. Large size and excellent both for the table and for stock feeding.



Prize Winner
Ruta Baga

(RUTA BAGA—Cont.)

Bloomsdale Spinach



Prize Winner. Short neck, small top, firm flesh, symmetrical shape, united with high feeding value, great productiveness, hardiness and long keeping qualities, describes the perfect Ruta Baga. Prize Winner Ruta Baga is a purple top, yellow flesh variety. The Prize Winner is an all around Ruta Baga, suited to every purpose and every soil.

SALSIFY
or
Vegetable Oyster.

Sandwich Island. Grows uniformly extra large, averaging fully double the size and weight of the roots of the old variety. Of very superior quality and delicate flavor.

SPINACH

Bloomsdale or Savoy Leaved. This is the earliest variety. Plant is of upright growth, with narrow, pointed, crinkled leaves. It is very hardy.

Long Standing. This excellent variety comes quickly to maturity and remains in condition for use much longer than other sorts. The leaves are smooth and very dark rich green.

New Zealand. Not a real member of the spinach family, but similar. Withstands heat, making it ideal for summer use. Plants large, spreading, with tender leaves.

Round Thick Leaved. A rapid growing variety forming clusters of large, very thick, slightly wrinkled leaves. A favorite with market gardeners.


SQUASH

Cocozelle. An excellent variety for many purposes. Enormously prolific. When gathered closely it will continue bearing all summer and into the fall. Survives drouth wonderfully.

Golden Summer Crook Neck. Early and prolific. The fruits are of the true crook-neck type, heavily warted, and of light golden color; about one foot long.

Gregory's Delicious. In dryness, sweetness and richness of flavor, surpasses all other squashes. The shell is green in color, the flesh a rich orange. An excellent winter keeper.

Improved Hubbard. The vines are of strong, running growth and bear a good number of large, pear-shaped fruit. The shell is hard, strong and dark green in color, thickly covered with a rough, warty growth. The flesh is a bright orange-yellow, fine-grained, very dry, sweet and rich flavored.



Salsify



SQUASH—(Cont.)



*Improved
Hubbard Squash*

Mammoth Chili. The largest of all squashes, often weighing 200 lbs. and over. Flesh is rich and fine flavored.

White Bush Scallop (Patty Pan) Matures early and will bear throughout the season if fruits are kept gathered. Squashes are clear white and of large size. Flesh is thick and of very fine quality.

TOMATO

Extra Early Varieties

Bonny Best. An early and productive variety, popular everywhere. Fruits are almost round, scarlet and borne in clusters of 3 to 5 in the center of plant. About a week earlier than Chalk's Early Jewel.

Chalk's Early Jewel The largest, smoothest and finest flavored, extra early bright red Tomato. About ten days later than Spark's Earliana. It is a heavier cropper, with Tomatoes of larger size and sweeter flavor, produced throughout the season. The Tomatoes are of good size, just right for market; very solid and deep through, almost round; color bright scarlet, ripening to the stem without cracks or green core. Flesh is thick, solid, of fine flavor, with few seeds; the skin is strong enough to make it a good shipping variety.

June Pink. One of the earliest varieties of Tomatoes and a special favorite with those who like the pink color. The fruit is borne in clusters and begins to ripen very early. The Tomatoes average three inches in diameter and are of excellent quality. The yield is heavy and continuous until the vines are cut down by frost.

Sparks Earliana. A perfect early tomato, large in size, beautiful in color, nearly seedless, very solid, a vigorous grower and prodigious bearer, yielding its splendid fruit until frost.

Main Crop

Acme. Early and bears fruit until cut off by frost. Round, smooth, good size, solid flesh of excellent flavor. Does well outdoors or under glass. A good canning variety.

Beauty. (Livingston's) One of the smoothest skinned and best of the large sorts. The vines are large, vigorous and very productive. The fruit is large, uniform



Ponderosa Tomato



(TOMATO—Cont.)

in size and very smooth. Skin purplish pink, flesh light pink and of excellent flavor.

Dwarf Champion. Dwarf and compact in habit. Stands up well even when loaded with fruit, having a stiff, bushy stem; can be planted close together; very desirable in small gardens; early. It is always smooth and attractive; the skin is tough and flesh solid, but has no hard core and is of good flavor.

Dwarf Stone or Tree. Vines dwarf but productive, medium to late in maturity. Fruit bright red, smooth and solid. The best large fruited dwarf variety.

Golden Queen. A very handsome yellow Tomato of large size solid and smooth; very productive.

Marglobe.. A wilt and rust resistant variety, of perfect round shape and beautiful color. Early, fine flavor, large size. Excellent for home garden and for market.

McGee. Originated in Texas. Claimed to yield splendid crops where other varieties fail. Bright crimson in color, solid and of good flavor.

Ponderosa. This is the largest fruited tomato and is of a fine quality for slicing. The vines are of strong growth; fruits oblong in form, deep through, and generally ridged or ribbed; deep purple in color. They are solidly fleshy with small seed cells; of fine flavor. Planted in good soil, fruits frequently attain a weight of one pound or more.

Stone. This variety is very large and of a bright scarlet color; very smooth, ripening evenly to the stem without a crack, exceedingly solid; is an excellent shipper; quality the very best; fine for canning.

Small Tomatoes

Husk Tomato. Makes fine preserves and pies. Also called Strawberry or Ground Cherry Tomato. The fruits are half an inch in diameter and of very sweet and agreeable flavor. Vines cover the ground and yield enormously. The fruit is enclosed in a husk or fruit calyx.

Yellow Pear. A small fruited tomato of pear shape. Very productive. Excellent for salad or marmalade.

TURNIP

Large Amber Globe. Beautiful variety, large size almost round, smooth and has only one tap root. Fine grained flesh, sweet and free from fiber.

Purple Top Strap-Leaved

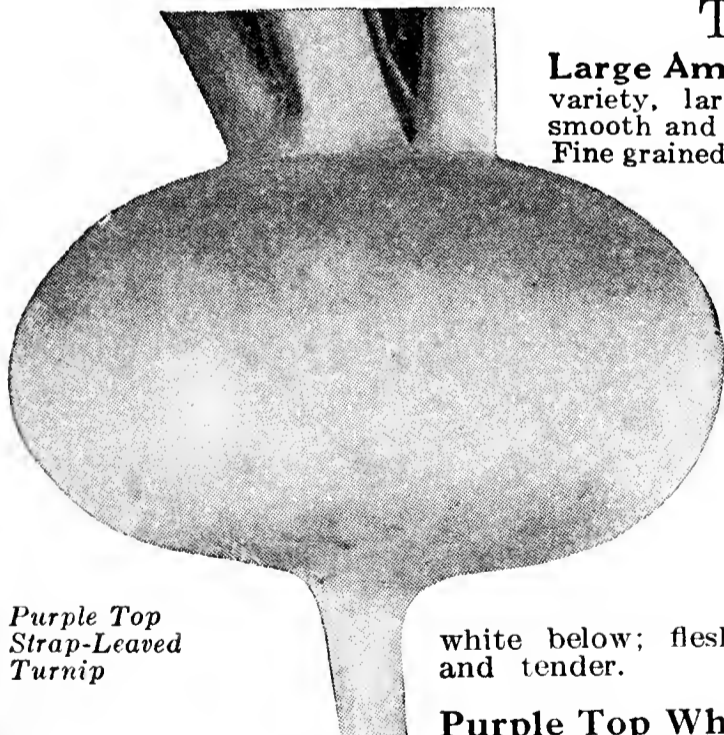
A general favorite with all, and more largely grown than any other turnip; will do well to sow either broadcast or in drills, and will form good sized bulbs in seven or eight weeks. Rather flat and of medium size. Color purple above ground, white, fine grained

white below; flesh and tender.

Purple Top White Globe. Of a perfect globe shape, about six inches in diameter, with smooth, white skin; flesh pure white, firm and crisp, and of quick growth. A good keeper and is fine for market.

Seven Top. As the name indicates, this variety has a very heavy top. Although the turnips are of good quality, it is grown more for greens in late fall and early spring, as it does not winterkill.

Shogoin. A new Japanese turnip which offers both roots and tops for our tables. Roots are white, quite round, sweet, tender, fine grained. Tops are large, tender, fine flavor.



Purple Top Strap-Leaved Turnip

NAMES OF VEGETABLES IN FOREIGN LANGUAGES

ENGLISH	FRENCH	SKANDINAVIAN	GERMAN	POLISH	ITALIAN	SPANISH
Anise	Anis	Anis	Anis, Grüner Anis	Anyz	Anice	Anis, Matalahuga
Artichoke	Artichaut	Artiskok	Artischoke	Karczochy	Carciofo	Alcachofa
Asparagus	Asperge	Asparges	Spargel	Sparagi	Sparagio	Esparrago
Balm	Melisse citronelle	Balsamurt	Citronen-Melisse	Balsam	Melissa	Toronjil, Citronella
Basil	Basilic grand	Basilikum	Basilikum	Bazylla	Basilico	Albaca
Beans	Haricots	Doenner	Bohnen	Fasola	Fagioli	Habichuela
Beet	Betterave	Rodbede	Rübe	Buraki	Barbabetola	Remolacha
Borage	Bourrache	Borago	Boretsch	Boraz	Boragine	Borrage
Broccoli	Chou Brocoli	Broccoli-Kaal	Spargelkohl	Brokuly	Cavolo broccolo	Broccoli
Brussels Sprouts	Chou de Bruxelles	Rosenkaal	Rosenkohl	Latorvil	Cavolo di Bruxelles	Bretones de Bruselas
Cabbage	Chou pommé	Hovedkaal	Kopfkohl, Kraut	Kapusta	Cavolo Cappuccio	Col repello
Cabbage, Savoy	Chou de milan	Savoikaal	Wirsing	Sabaudzka	Cavolo Verzatto	Col de Milan
Caraway	Cumin des prés	Karve	Feld-Kümmel	Kminiek	Comino	Comino
Carrot	Carotte	Gulerod	Carotten, Möhren	Marchew	Carota	Zanahoria
Cauliflower	Chou-fleur	Blomkaal	Blumenkohl	Kalafiory	Cavolfiore	Coliflor
Celery	Céleri	Selleri	Sellerie	Selery	Sedano	Apio
Celeriac	Céleri-rave	Knopselleri	Knoll-Sellerie	Selery (Korzen)	Sedano-rapa	Apio-nabo
Chervil	Cerfeuil	Kjoervel	Kerbel	Czechrzyca	Cerfoglio	Perifollo
Chicory	Chicorée sauvage	Cichorie	Cichorienwurzel	Cykorya	Cicoria	Achicoria
Chives	Ciboulette	Alta Grälök	Schnettlauch	Szczypiorek	Cipollina	Cibollino
Collards	Chou	Kaal	Junge-Kohl	Kol	Cavolo Veizatte	Especie de Berza
Coriander	Coriandre	Koriander	Coriander	Koledra	Coriandorlo	Culantro
Corn Salad	Mache	Vaarsalat	Feldsalat	Ziarno Salaty	Dolcetta	Canonigos
Corn	Mais	Mais	Mais	Kukurydza	Mais	Maiz
Cress	Cresson alénois	Karse	Garten-Kresse	Rzeczucha	Crescione d'ajoula	Mastuerzo
Cress, Water	Cresson de fontaine	Broendkarse	Brunnenkresse	Rzeczucha wodna	Crescione di fontana	Berro
Cucumber	Concombre	Agurk	Gurken	Ogorek	Cetriolo	Cohombro
Dill	Aneth	Dil	Dill	Koper	Aneto	Eneldo
Egg Plant	Aubergine	Aegplante	Eierpflanze	Gruszka milosna	Melanzana	Berengenia
Endive, Curled	Chicorée Endive	Endivie	Endivien	Endywia	Indivia riccia	Endivia
Endive, Broad Leaf	Chicorée-ScaroleRonde		Escarlot		Cicoria Scarola	Escarolo

Fennel	Fenouil	Fennikel	Fenchel	Koper	Finocchio	Hinojo
Horehound	Marrube blanc		Andorn	Marubium	Marrubio	Marrubio
Hyssop	Hyssope	Isop	Isop	Hyzop	Issopo	Hisopo
Kale	Chou vert	Groenkaal	Blätterkohl	Solanka	Cavolo riccio verde	Breton, Berza
Kohl Rabi	Chou-rave	Kaalrabi	Knollkohl	Kalarepa	Cavolo rapa	Col rabano
Lavender	Lavende	Lavendel	Lavendel	Lawenda	Lavanda	Espiego
Leek	Poireau	Puire	Porree, Lauch	Pory	Porro	Puerro
Lettuce	Laitue	Salat	Lattich, Kopfsalat	Salata	Lattuga	Lechuga
Marjoram	Marjolaine	Merian	Majoran	Majeranek	Maggiorana	Mejorana
Melon	Melon	Melon	Melone	Melon	Popone	Melon
Melon, Water	Melon d'eau	Vandmelon	Wasser-Melone	Melon, wodny	Cocomero d'acqua	Sandia
Okra	Gombaud	Hibiskus	Ocher	Ochra	Ochra	Gombo
Onion	Ognon	Roedloeg	Zwiebel	Cebula	Cipolla	Cebolla
Parsley	Persil	Persille	Petersilie	Pietruszka	Prezsemolo	Perejil
Parsnip	Panais	Pastinak	Pastinake	Pasternak	Pastinaca	Chirivía
Peas	Pois	Erter	Eirbsen	Groch	Piselli	Guisante
Pepper	Piment	Spansk Peber	Pfeffer	Pieprz	Pepercne	Pimiento
Pumpkin	Potiron	Graeskar	Melonen-Kürbiss	Bania	Zucca	Calabaza totanera
Radish	Radis	Reddik	Radies	Rzodkiew	Ravanello	Rabanito
Rhubarb	Rhubarbe	Rhabarber	Rhabarber	Rubarbarum	Rubarbaro	Ruibarbo
Rosemary	Romarin	Rosmarin	Rosmarin	Rozmaryn	Rosmarino	Romero
Rue	Rue	Rude	Raute	Ruta	Ruta	Ruda
Ruta Baga	Chou-navet	Roe	Kohlrübe, Wrucken	Kohlrübe	Cavolo navone	Col nabo, Nabicol
Saffron	Safran	Safran	Safran	Safran	Zafferano	Azafran
Sage	Sauge	Salvie	Salbei	Szalwja	Salvia	Salvia
Salsify	Salsifs	Havrerod	Haferwurz	Jarzy, Ostryga	Scorzana bianca	Salsifi blanco
Savory, Summer	Sarriette annuelle	Sar	Bohnenkraut	Caber ogrodowy	Santoreggia	Ajedrea comun
Spinach	Epinaud	Spinat	Spinat	Szpinak	Spinacio	Espinaca
Squash	Courge	Squash-graeskar	Kürbiss	Miekurz	Zucca	Calabaza
Swiss Chard	Poirée	Blad bede	Beisskohl		Bietola	Bleda
Thyme	Thym	Thymian	Thymian	Macierzanka	Timo	Tomillo
Tomato	Pomme d'Amour	Tomat	Liebesapfel	Pomidor	Pomodoro	Tomate
Turnip	Navet	Turnips	Weisse-Rübe	Rzepa, brukiew	Navone	Nabo
Wormwood	Absinthe	Malurt	Wermuth	Piotun	Assenzio	Ajeno

ENGLISH FRENCH SKANDINAVIAN GERMAN POLISH ITALIAN SPANISH

Dependable Flower Seeds

Ageratum, Blue. Rapid grower, early and constant bloomer. Very fine plant for narrow beds, borders, boxes etc.

Alyssum, Sweet. A very neat and pretty plant, for edging, rock work, beds or vases. Sweet scented and blooms profusely all summer.

Aster, Many Sorts Mixed. This very fine mixture embraces all varieties and all colors. The Aster is one of the most charming of all flowers, sure to give pleasure and satisfaction under generous treatment.

Aster Ostrich Plume Mixed. Beautiful wavy petals and large blossoms with long stems, making them ideal for cutting. Rival the Chrysanthemum in effect.

Aster, Imp. Crego Giant. Flowers large with very large, twisted, curled petals. Very fine as cut flowers; height, 18 inches. The colors are exquisite. Asters are especially popular for their beauty and lasting qualities. All colors mixed.

Bachelor's Button. Also known as Centaurea, Cornflower, Blue Bottle, Ragged Sailor, Sweet Sultan, etc. These are among the most attractive of all hardy annuals and one of the most popular flowers. Mixed colors.

Balloon Vine Also called Love in a Puff. Grows 10 to 15 feet bearing delicate clusters of bloom, later round seed pods resembling balloons.

Balsam or Lady Slipper. Double Camelia Flowered. An old and favorite garden flower, producing its gorgeous masses of beautiful, brilliant colored double flowers in the greatest profusion; of easy culture; succeeds in a good rich soil. Unrivalled for great variety and size of flowers. 2 feet. Many colors and combinations.

Blue Bonnet. Charming, easily grown annuals with long graceful spikes of blue pea-shaped flowers. 18 to 36 inches high. One of the lupines.

Blue Lace Flower. The flower heads are made up of small, azure blue flowers produced in flat, round clusters.

Bouncing Bet. (Saponaria) A pretty annual variety, 2 ft. high bearing masses of satiny pink flowers somewhat larger than Gypsophila. Excellent for cutting.

Calendula or Pot Marigold. Freely flowering plants of easiest culture, succeeding every where and flowering continuously. Flowers double, showy, and of large size. One of the best old-fashioned flowers. Mixed colors.

Calendula—Orange King. Outer petals slightly overlap, while those in the center are curved as on a peony. Bright orange color.

Calliopsis—Cor. Maxima. A beautiful annual with large yellow flowers on long stems. Prolific bloomer all summer. Grows 1 to 1½ ft.

Calliopsis or Coreopsis. Showy and beautiful free-flowering annuals, blooming all summer and excellent for cutting and massing. Mixed. All colors.

Canary Bird Vine. A dainty vine with beautiful cut leaves and delicate flowers of pure canary yellow. Blossoms somewhat resemble a canary bird with wings spread. Will grow in shade.

Candytuft. Universally known and cultivated. When sown in April, flowers from July until frost. Very hardy and easy to cultivate. Height, 1 foot. All colors mixed.

Canterbury Bells. If seed is sown early indoors, may be treated as tender annual—but usually grown as hardy biennial. Produces long spires of bell shaped flowers rich in color.

Carnations, Marguerite. This new class of Carnations blooms in about five months after sowing the seed. The flowers are of brilliant colors, ranging through many beautiful shades of red, pink, white, variegated, etc., exquisitely sweet and fully eighty per cent perfectly double. The plants succeed alike in the open garden or in pots. Seeds sown early in the year will give an abundance of flowers in July. Sown in May and kept pinched back, plants will bloom late in the fall until checked by hard frosts. Mixed colors.

Castor Bean. Tall majestic plants for large beds alone or with cannas, dahlias, etc. Grows rapidly. Start early outdoors or transplant.

Chrysanthemum—Eastern Star. Beautiful large single yellow flowers with deeper yellow center. Fine for cutting.

Chrysanthemum Single. Not the flowers produced in late fall by florists. Blooms are of the daisy type. Fine for bed massing and cut flowers.

Chinese Lantern Plant. A plant with showy scarlet seed pods which are easily dried for winter bouquets.

Clarkia Double. Hardy annuals with brilliant and beautiful rose, white and purple flowers. Sow early as possible in Spring. 1½ to 2 feet high.

Coreopsis, Lanc. Grand. An excellent annual garden plant with large, showy, bright yellow flowers, produced in abundance from June to frost. Lasting and beautiful for cut flowers. Grows about 30 inches.



Marigold

Cosmidium. A beautiful annual growing 1½ to 2 feet high. The flower heads are 1½ inches in diameter carried on long stems. Golden yellow with circle of orange around disc. Bloom all summer.

Cosmos Extra Early Cosmos is the showiest of our late summer and autumn blooming annuals. Its graceful flowers borne on long stems, rising above the feathery foliage are very desirable for home or church decoration, lasting a week or more in water. It is a very prolific bloomer and if the plants are given

enough space to develop well, will branch freely, every shoot being covered with a mass of lovely flowers. Crimson, white and rose. Mixed colors.

Cypress Vine. One of the most popular vines with delicate fern-like foliage and masses of beautiful, small

starshaped flowers. Suitable for porches, and window boxes.

Eschscholtzia or California Poppy. A very attractive annual for massing, beds or edgings, profuse flowering, with fine-cut foliage, All colors mixed.

Evening Scented Stock. (*Matthiola Bicornis*.) A plant growing about 15 inches, and having purple flowers which in the evening and after a shower emit a delightful perfume.

Everlastings. Helichrysum. Also called Straw Flower. Large double daisy like flowers with large center and stiff overlapping petals. Several bright colors. Desirable for dried bouquets for winter use.

Everlastings. Globe Amaranth. Has handsome, small globular flower heads. When cut and dried they retain their beauty throughout the winter.

Forget-me-not. (Myosotis) A favorite old fashioned flower. Bears a profusion of dainty blue five petalled blossoms. Useful in planting among early flowering bulbs or in borders.

Four O'Clocks or Marvel of Peru. A handsome, free-flowering garden favorite, which succeeds everywhere. Give each plant 12 to 18 inches of room. Fine mixed colors.

Gaillardia, Grand. A very showy perennial growing two feet, bearing a profusion of long stemmed flowers in combinations of yellow and scarlet.

Gaillardia. Annual. Very showy bloomer all summer until frost. Flowers large and brilliant red and yellow. Grows 2 to 3 feet.

Godetia. Easily grown, hardy annual, producing an abundance of cup shaped flowers with petals of satin like texture. Excellent for beds or borders. About 1 ft. high.

Gourds. A mixed assortment of nine varieties. Excellent for a vine screen. The dried gourds are interesting and ornamental.

Gypsophila. Bridal Veil. Baby's Breath. Flowers in a few weeks after sowing. Its graceful panicles or dainty blossoms and feathery foliage are unequalled for bouquets. Sow at intervals during the Summer.

Gypsophila, Rose A quick growing annual with myriads of dainty, rose-shade, bell shaped flowers. Plants 10 to 15 inches tall.

Hollyhocks, Perennial. These wonderful flowers make a beautiful show in the garden, with their tall spikes of bright colors. The colors range from pure white to darkest maroon, some bright and gay, others soft and delicate. While hardy and permanent for the first winter, it is advisable to sow seed every year or two as the flowers on young vigorous plants are much finer than on old ones.

Hyacinth Bean. A fine annual climber with clusters of purple or white flowers followed by ornamental seed pods. Grows 10 to 15 feet high.

Japanese Hop Vine. Fast growing hardy annual. Beautifully cut green foliage.

Job's Tears. (Coix lachryma) Ornamental grass with broad corn-like leaves and lustrous slate colored seeds used for beads. Used with everlasting flowers in bouquets. 3 feet high.

Kochia. Summer Cypress or Mexican Fire Bush. An easily grown annual, which sown thinly in spring soon forms a cypress-like hedge of lively green and of perfect symmetry; it attains a height of about 3 feet, and on the approach of autumn the whole plant becomes a deep red.



Larkspurs. This is one of the best known garden flowers. A vast improvement has been effected, by careful selection and attentive cultivation, in size and color of the blossoms and the general habit of the plant. Hardy annuals. Mixed colors. Also in single colors, Dark Blue and Carmine.

Lupins. Among most beautiful of our hardy garden annuals. Easy to grow, bloom all summer. For beds, borders, backgrounds. 2 to 3 feet.

Marigold, African. Plants grow $2\frac{1}{2}$ feet high, producing large, double flowers, about 3 inches in diameter, orange and lemon shades predominating.

Marigold, French. Very free flowering annual of easiest culture. Dwarf in growth and very effective for bedding purposes. Covered with hundreds of small, bright flowers.

Mignonette, Sweet Scented. A well known fragrant garden favorite. Sowings made from May to July will give a succession of blooms from early summer until frost.

Morning Glory. One of the most free-flowering and rapid-growing climbers in cultivation, thriving in almost any situation.

Moss Rose (Portulaca.) One of the finest hardy annuals, of easy culture, but thrives best in exposed sunny situation. The flowers are of the richest colors and are produced freely throughout summer. All colors mixed.

Nasturtium, Dwarf Mixed. This popular flower is so well known as to require no comment. In this mixture are included the finest colors and combinations obtainable in the dwarf varieties.

Nasturtium, Golden Gleam. A new variety of bright orange color, with an extra set of small petals coming up from the throat, making the blossom appear double. Long stiff stems bearing blossoms well out from foliage. Fragrant.

Nasturtium, Tall or Climbing Mixed. Many prefer the climbing or running type for porches, trellises or rock-work. They grow very rapidly and give an abundance of showy blooms and foliage. Nothing finer in a mixture can be found than this. All the finest and rarest varieties are included.

Nemophila. Splendid annuals about 1 foot high bearing clusters of bright colored flowers in shades of blue, white and violet—margined and dotted. Grow best in cool partially shaded location.


Nigella (Love-in-a-Mist) Annuals growing in oval bush form, about 12 to 15 inches high. In the fern like foliage are borne numerous large double flowers of blue or white.

Pansy Giant Fancy Mixed. Great improvement has taken place within the last two or three years, in the character of the largest Pansies. Giant Fancy is the finest mixture of the large varieties. For this is used only the seed from the very choicest blossoms. It includes many of the newest productions of famous growers.

Pansy Bedding Mixed. Composed of many standard sorts; admirably suited for beds or borders, strong growing plants, very free blooming.

Petunia. The Petunia is peerless among annuals for effective summer bedding or window boxes. It is of easy culture, early to blossom and continues all the summer until frost. No other flower produces a greater diversity of color, or retains its freshness for so long a period. The doubles may be perpetuated, by cuttings in late summer, for winter house plants. Provide good soil and a sunny location. All colors mixed. Also supplied in single colors, blue and pink.

Phlox Drummondii. Of all summer-flowering annuals the varieties of Phlox Drummondii are unquestionably some of the most brilliant and satisfactory. Seed may be sown in the open ground any time after danger of frost is past, and in a few weeks the beds or borders are aglow with their brilliant coloring and remain so until cut down by frost. For early flowering they should be started indoors or in a hotbed. Mixed colors.





Pinks or Dianthus. One of the most popular and magnificent flowers in cultivation, producing a great variety of brilliant colors and profusion of bloom. The annual varieties may be sown out of doors when danger from frost is past and in a few weeks time they are a mass of bloom, continuing so until frost. 1 foot. All colors mixed.



Zinnia

Poppies, Choice Double Mixture.

Includes all of the best double varieties of large-flowering Poppies of all colors; also many varied tints and combinations of color. Many of the blossoms are 6 to 7 inches in diameter and as double as Peonies, 30 to 36 inches high. They are fine for cut-flowers or garden display.

Poppies, American Legion.

A new single Shirley poppy with large orange scarlet blooms on long strong stems. Plants grow about 2 feet and are robust. The American Legion emblem.

Salpiglossis. Painted Tongue. Very beautiful hardy annual plants, flowering freely from July to early autumn. Rich soil should be provided, with plenty of space for plants to develop. Large flowering, mixed.

Salvia. A garden annual furnishing bright red blossoms in profusion from late summer to frost. Fine for borders, boxes etc.

Scabiosa, Mourning Bride. One of our handsome summer flowers. The beautiful, double flowers are produced in a great variety of colors. Excellent as cut flowers, lasting nearly a week after being cut.

Scarlet Flax (Linum) One of the most effective and showy annual bedding plants, of long duration, fine foliage and brilliant scarlet-crimson flowers.

Snapdragon. Readily grown from seed and is a constant source of pleasure, being in bloom all the time. Excellent as cutflowers, lasting many days. All colors mixed.

Snow-On-The-Mountain. Easily grown annual, about three feet tall. Crown of each plant produces small flowers beautifully set off by the top leaves, which are marked with broad white bands on rich green ground.

Stocks Ten Weeks. This Stock is one of the most popular annuals for bedding or pot culture; for brilliancy and diversity of color, fragrance, profusion and duration of bloom it is unsurpassed.

Sunflower (Double Annual)

These plants grow about 5 feet and at each leaf-joint is a short stem with a fine double flower. Excellent for a background.

Salvia

Sunflower. Giant Russian. Immense single flowers yellow with large black center. 6 feet.

Sweet William - Mixed. A beautiful, free blooming hardy perennial producing splendid effect in beds and borders, with rich and varied flowers.

Sweet Alyssum A very pretty plant for beds, edgings and rock work. Excellent for cut flowers. Sweet scented and blooms profusely all summer.

Verbena, Mammoth Flowering. The largest Verbena known, a single flower often being as large as a twenty-five cent piece. Supplied in single shades of pink and blue and in mixture.

Vinca or Periwinkle. Dark laurel-like foliage with pink and white flowers. Can be potted in fall and will bloom all winter.



Old Fashioned Garden. A selection of the popular annual flowers suitable for waste places or in any locality where the wild flower effect is desired. Should be sown broadcast for the best effect.

Zinnia. One of the most brilliant and showy of annuals. They bloom early in summer, until hard frost. We can supply Double Giants in mixture; also in separate colors—orange, rose and scarlet.

Double Dahlia Flowered Zinnias produce handsome double flowers in softer shades—orange, rose, scarlet. A mixture also available.

Double Lilliput or Pompon Zinnias are of dwarf, bushy habit with many double pompon flowers in bright colors.

SWEET PEAS

Giant Orchid Flowering or Spencer Mixture Spencer varieties of Sweet Peas have come into general favor so rapidly that the demand has been large for all Spencer sorts in mixture. We have included in this combination nearly all of the Spencers, making it a rare and lasting pleasure to the grower. The vines are strong, healthy and vigorous in growth and produce in wonderful profusion, long and strong stemmed flowers

of great beauty, size, perfect form and coloring. Those preferring to grow all sorts together, rather than separate colors, will find this mixture unsurpassed. Also single colors.

LAVENDER. RED
SALMON-ORANGE
PINK

**Large Flowering
or Grandiflora
Mixed**

Sweet Peas

The Grandiflora is the common type of Sweet Peas, producing more flowers, more fragrance, and standing poor treatment better than the Spencers, but the flowers are not as large and stems not as long.

Single Colors

For those who wish to grow the separate colors we can supply the large blossom varieties in the following:

RED LAVENDER BLUE
PINK WHITE

Sweet Pea Culture

Preparation Soil. Prepare a trench 2 feet deep and at least 1½ feet wide. Fill in with a mixture of rich loam and well rotted barnyard manure or 5 lbs. of sheep manure and 1½ lbs. of bone meal for each 8 feet of row. Cover with 6 inches of good soil and mix well with fertilizer.

Planting. Should be done the first day the soil is dry enough to work without becoming sticky. Sweet Peas require a long period of slow growth under cool conditions which are necessary for good root formation.

Make a furrow in the center of trench 6 inches wide and 3 deep. Sow the seed in this furrow in two rows, 4 inches apart and 2 inches apart in row. Cover with about an inch of fine soil and tamp down firmly. If soil is damp and heavy tamp more lightly than if dry and loose. After tamping, rake another inch of soil over seed. Do not cover seed more than 2 inches deep altogether.

Cultivation. When vines are 5 inches high, fill up the 4 inches between the rows with fine soil, drawing the soil to each side, covering the vines to within an inch of their tops. Do not cover up the vines entirely. After the vines have grown another 5 inches repeat the operation; at this time hoe up the soil outside the rows to a level with the soil around the vines, so that what was originally a trench becomes a ridge. Support the plants with brush or wire, keep the roots well watered and blossoms picked.

Enemies. For slugs and cut worms a little air-slacked lime around the young shoots will protect them more or less and sometimes the worms can be attracted and killed by putting a bunch of green grass dipped in Paris Green near the Sweet Peas row.

For plant lice or aphid use "Black Leaf 40," Nico-Fume Liquid or some other tobacco extract spray.



FIELD CORN

Sterling Seed Corn Is Fire Dried During Oct. and November Assuring Vigorous Germination

Sterling Seed Corn is all grown from Northrup, King & Co.'s selected private seed stocks, and under their personal supervision, then dried by their special process to 12% moisture before cold weather. Northrup, King & Co.'s experience of about fortyfive years as seed corn specialists has proven to them conclusively that no less care in selecting, growing and handling can produce seed corn which is of extra, dependable value to the ultimate consumer.

When you buy a bag of genuine Sterling Seed Corn you are assured of proper early maturity and trueness to variety, as well as vigorous germination. The Sterling standard of germination is 90% or better.

Evidence that their efforts in producing better seed corn are appreciated is shown by the fact that much more Sterling Seed Corn is planted in the Northwest every year than of any other brand. Ask for the Sterling Seed Corn Bulletin.

Central Minnesota Strains

Minnesota No. 13. The commanding points of excellence which place Minnesota No. 13 Corn at the head of all yellow dent varieties for Northern planting are its earliness, enormous yield and adaptability to a great variety of soils and climates. Considered by the experiment stations to be the best yellow dent corn for Minnesota, Wisconsin, North and South Dakota. Matures in 90 to 100 days.

Northwestern Dent. In North Dakota, northern Minnesota and in high altitudes this variety can be relied upon to mature before any other dent corn. Frequently yields 75 bu. per acre and matures in 85 to 90 days. Kernels red with yellowish cap. Ears are 7 to 10 in. long and bear 10 to 14 rows. Very desirable for late planting or replants. May be sown in check rows or drills. Average height stalk, 7 ft., 8 in. Our seed comes from stock bred up to highest standards.

Rustler White Dent. Early White Dent (14 to 18 rows). For early ripening, great yield and compact growth of ears it is one of the best; admirably adapted to a northern climate. Average height of stalk, 8 feet; average distance base of ear from ground, 3 ft. 6 in.

Southern Minnesota Strains

Early Murdock or Wisconsin No. 13. Suitable for Southern Wisconsin, Minnesota and South Dakota. This is a standard and well known yellow dent variety in Iowa and southern Minnesota.

It is considered one of the most productive and as early as any of the deep-kerneled varieties. It is well established in type and is growing in favor with those who know it. It is one of the most dependable of the later varieties. It has a stout, stiff stalk which stands well in storms, growing 6 to 8 ft. high. The ears are borne well up on the stalk. It almost invariably yields well and with good care and favorable conditions, will give very large crops. Matures in 100 to 110 days.

STERLING SEED CORN



PURE BRED TO 12% MOISTURE
AS OCTOBER 28 APPROVAL



No. Dak. Flint

Mercer Flint

Triumph Flint

Long-fellow Flint

Minn. No. 23



FIELD CORN

Silver King. Also known as Wisconsin No. 7 or Silver Jewel. This variety of snow white corn is increasing in popularity. The stalks bear well, frequently two ears. The ears run 16 rows on the average, are well filled both on tips and butts and uniform in size and type. This Corn is best adapted for southern Minnesota, southern South Dakota, southern Wisconsin and northern Iowa. 100 to 105 days are usually required to mature.

Wisconsin Varieties

Wisconsin No. 12—Golden Glow. A popular yellow dent variety, developed by the Wisconsin Experiment Station. Larger than Minn. No. 13—also later, maturing in 100 to 110 days. Adapted for husking in Minnesota and Wisconsin as far north as Minneapolis.

Wisconsin No. 8. A yellow dent strain developed by straight selective breeding from the Minnesota No. 13 variety by Wisconsin Experiment Station. Matures in 90 to 100 days and grows 6 to 8 feet tall. Adapted for husking through central and northern Wisconsin.

Wisconsin No. 25. An extra early yellow dent variety developed at one of the Northern Branches of the Wisconsin Experiment Station. Similar to Extra Early Minnesota No. 13, but the ears have fewer rows and kernels are broader. Matures in 85 to 95 days. Adapted for husking throughout Northern Wisconsin. A very useful variety.

No. Minn., No. Dak. and Montana Strains

Extra Early Minnesota No. 13. (Haney Strain)
A yellow dent which matures in 85 to 95 days. adapted for husking in Northern Minnesota, No. Dakota and Montana.

Extra Early Northwestern Dent. A strain about a week earlier than the standard Northwestern Dent. Adapted for husking on both sides of Canadian border and for bundle feeding. Matures in 80 to 90 days.

Gehu Flint. This yellow dwarf flint variety was introduced in 1889 and is supposed to be a cross between an 8 row yellow squaw flint and Mercer. Grows 4 to 6 feet tall and matures in 80 to 90 days. The earliest yellow variety. Ears grow close to ground making it desirable for early hogging down.

Mercer Flint. Probably the most popular medium early yellow flint in the Northwest. Adapted to husking where Extra Early Minnesota No. 13 will mature. Excellent for ensilage and fodder farther North.

North Dakota White Flint. Resulting from a careful selection of Squaw corn for many years. Very much better than the Squaw. Average height stalk 5 ft., average distance base of ear from ground 1 1/2 ft. Average length of ear 6 inches. Matures in 75 to 85 days.

**STERLING
SEED CORN**




Rustler
White
Dent



North-
western
Dent



Minn.
No. 13



Ex. Early
Minn.
No. 13



Murdock

CLOVER

Medium Red Clover. This is regarded as the most valuable of the Clover family. It is sometimes called June Clover and is a dependable all-round variety for farmers and stockmen. It makes two crops the second year. The first is usually cut when it is in blossom for hay; the last crop may be harvested for seed, cut for hay, or plowed under to add fertility to the soil. It may be sown either in the spring or fall, and if no other grasses are used, at the rate of from 8 to 12 pounds to the acre, according to quality of seed used and condition of the soil. Clover adds greatly to the fertility of the land on which it is grown. It does not exhaust the soil, but enriches it. It pays always to buy the best Clover seed which can be obtained. Even though the first cost is twice as much as cheaper seed, it will be found in the long run that inferior seed is the most expensive, not only on account of less hay or seed being produced from it, but from the fact that one's land becomes infested with weeds.

Mammoth Red Clover. This is grown largely for pastures and to restore fertility to depleted soils. It makes good hay if cut soon enough although it has a coarser stem than the Medium Red Clover. Mammoth Red Clover supplies fine grazing for stock. It sometimes yields more seed than Medium Red Clover. Being a rank grower it is very valuable for fertilizing purposes. The foliage, flowers and stem are darker in color than the Medium Red Clover. It ripens later, and makes only one crop. Especially valuable on light sandy lands.

Alsike or Swedish Clover. One of the hardiest varieties known. It will do better on moist land than any other variety of Clover, and is suitable for either hay or pasture. When sown with other grasses, it forms a thick undergrowth and greatly increases the yield. It is frequently sown both with Medium Red Clover and with Timothy, and the quality of hay thus produced is excellent. Finer and more leafy than Medium Red Clover and cattle prefer it.

Sweet Clover, White Blossom. This valuable forage plant is now grown on almost every farm in the Northwest for hay, pastures, seed and as a wonderful soil builder. It puts more nitrogen in the soil per acre than 20 tons of barnyard manure. It makes pasture earlier than other crops and will keep stock in good condition until winter regardless of heat and drouth. All kinds of live stock soon learn to like it and make wonderful gains in flesh during the entire season.

Worn out fields soon become profitable where sweet clover is grown for pasture or plowed down while green. The crop is very dependable and profitable. The white blossom variety is a biennial and most popular with growers.

Dwarf Crystal or Grundy County. This variety is supposed to have originated in Grundy County, Ill. In the Northwest it was first grown in the Red River Valley, in North Dakota, 1920. A biennial white blossom sweet clover that grows to the height of 3½ to 5 feet. Low branching, has finer stems than other varieties and matures earlier. Sow 10 lbs. of seed per acre.

Sweet Clover, Yellow Blossom. This variety belongs to the same family as White Blossom Sweet Clover but it is not so prolific in growth, will not produce so large a tonnage, does not grow quite so tall, but is from ten days to three weeks earlier.

The flowers are yellow instead of white. For bee pasture and fertilizing purposes, we believe it to be equally valuable. For pastures, many prefer it.

White or Dutch Clover. A low, close growing Clover: round, white heads, very fragrant. Very desirable for beautifying the lawn. It will stand close cutting and very rapidly throws up an abundance of leaves and blossoms. It is usually better to sow with other grasses.



Nitragin. A practical culture by which nitrogen gathering bacteria are placed in the soil along with seeds of all legumes such as clover, alfalfa, beans, peas, etc. In ordering always mention legume to be inoculated.

ALFALFA

Grimm Alfalfa. Bulletin 209, U. S. Dept. of Agriculture, records that Grimm Alfalfa was introduced into Carver County, Minn., in 1857, by Wendelin Grimm, an immigrant from Europe. His original lot of seed, which did not exceed 15 or 20 pounds, was sowed in the spring of 1858. Several years passed before sufficient seed was raised to afford opportunity for distribution. The Minnesota Agricultural Experiment Station took up the subject and efforts were made to extend Grimm culture. In 1905 the U. S. Dept. of Agriculture began to experiment with this variety and since then it has been grown in comparison with a large number of varieties and strains and in practically every case has proved itself equal, if not superior, to any of these in hardiness.

Cossack Alfalfa. One of the variegated sorts and shown by State and Government tests to be hardy and productive. Introduced by Prof. Hansen of the South Dakota Experiment Station after visits to Siberia where he conducted investigations for the U. S. Government and State of South Dakota. This variety is in some sections considered equal to Grimm for productiveness and frost resistance.

ALFALFA—Cont.

Montana Grown Alfalfa. Montana grown Alfalfa is extremely hardy and some prefer it to seed from any other locality. Our seed is obtained in those sections where plants have endured the extreme cold of winter and thrive in high altitudes. It is highly recommended for planting in the Northwest. Recent experiments of both the Minnesota and North Dakota Experiment Stations have established the superior hardiness of Montana grown Alfalfa.

Dakota Grown Alfalfa. Commonly sold as Dakota No. 12. Generally considered equally as hardy as Montana seed.

Idaho Grown Alfalfa. Idaho Alfalfa is grown in the isolated mountain valleys of Idaho, at an average elevation of 4,000 to 5,000 feet. Idaho grown Alfalfa Seed is preferred by many.

Utah Grown Alfalfa. Utah Alfalfa is grown in the rugged intermountain country at an average elevation of 4,000 to 5,000 feet. Weather conditions throughout this section are unusually severe, being extremely hot in summer with extremely low temperature in winter.

GRASSES

Timothy. As a crop for hay, Timothy is probably unsurpassed by any other grass. It is greatly relished by all kinds of stock especially horses. It yields more nutritive matter than any other grass or forage plant. It is not suited for a permanent pasture as it will in the course of a few years run out. It is, however, well adapted to early spring grazing as it starts up quickly in the spring, and in favorable fall weather can be pastured in the autumn as well.

Red Top (Solid Seed.) A valuable grass for moist rich soils where it thrives very luxuriantly. It is a good variety to sow with Timothy and Clover for meadow or pasture and is more permanent than either of the other two. It should be fed close. If it is allowed to grow up to seed, the cattle dislike it. On good soil it grows about two feet high; on poor gravelly land about half that height. It has been grown successfully even on alkali land where other grasses failed. Red top is commonly known as Herd's Grass and should be more extensively grown, especially in combination with other grasses. Solid Seed Red Top is free from chaff and weighs 14 pounds to the bushel. Only ten pounds of "Sterling" Brand required to the acre.

Kentucky Blue Grass. This makes the best, sweetest and most nutritious pasture for all kinds of stock. It is very hardy and is uninjured by cold or dry weather, hot sun or tramping of hoofs. The roots are so thick and stout that they form a tough sod. Blue Grass requires two years to get well started and for that reason it is often sown in mixture with other grasses. Sometimes called "June Grass." From 20 to 25 pounds of "Sterling" Brand seed required to the acre when sown alone.

Bromus Inermis. Drought defying, frost resisting. Yields enormous crops of splendid hay and affords early and abundant pasturage. It starts from two to three weeks earlier in the spring than native prairie grass and it keeps green in the autumn longer than any of the useful grasses grown in the West. No amount of cold seems to be able to kill it. It bears up well under hot summer suns. It will grow under conditions that are very dry and it can also stand being covered with water, not deep, of course, for one or two weeks in the early spring. 15 pounds of good Bromus Inermis seed per acre is sufficient.

Reed Canary Grass, or Phalaris. "It thrives in locations where the water table is practically at the surface of the soil all the time and above the surface part of the time. No other forage crop, the seed of which is available in quantity, will thrive so well on highly productive lands that are too wet for most other crops. Broadcast 4 to 6 lbs. per acre." Taken from Special Bulletin No. 137, University of Minnesota Agricultural Extension Division.

MILLET

German Millet. (True Southern Grown Seed.) Millet seed produced in the North, even from Southern seed, becomes what we call Common Millet. Not only does the plant change in character, becoming coarser and much more dwarf, but the seed itself shows a change, and is readily distinguished by those experienced in handling it.

German Millet is very sweet, palatable, and when fed to dairy cows produces a large amount of milk. On good rich soil it grows four to five feet high. It is very tender if cut at the right stage, which is when it is in full bloom. About three-fourths of a bushel of seed is sown to the acre. A good yield is from three to five tons of hay to the acre.

Siberian Millet. Earlier than either German Millet or Hungarian, and consequently very valuable for the North and yields remarkably. It is extremely hardy, withstanding drought wonderfully and is about two weeks earlier than the German Millet. The leaves are very tender, making it excellent for hay. The plant stools to a remarkable degree, as many as thirty to forty stalks have been grown from one seed, and is not subject to rust.

MILLET—Cont.

Common or Northern Millet. As stated before, Common Millet does not yield so much hay nor so good hay as the German (Southern Seed.) It is usually cheaper than true German. Grows usually from two and one-half to four feet high and makes excellent hay. Sow about three-fourths of a bushel to the acre.

Hungarian. (Dark Seed.) Often called Hungarian Grass. The hay is fine and of excellent feeding value. It is especially valuable on account of requiring such a short season to make a fine crop. Frequently used as a catch crop. Excellent for a crop of hay, following such crops as early potatoes and barley, thus giving two crops on the same land in one year. Hungarian Millet does not grow so coarse as some other varieties, but still yields from two to four tons of hay to the acre.

Japanese Millet. Improperly called "Billion Dollar Grass." Entirely distinct from all other Millets. It grows from 6 to 9 feet high, stands up remarkably and yields enormous crops. When cured it makes good hay and in quality is superior to corn fodder. It is relished by all kinds of stock. It may be sown broadcast at the rate of 15 lbs. an acre, but it is better to sow in drills 12 to 18 inches apart, using 10 to 12 lbs. to the acre. It does best on low moist ground.

White Wonder. A variety which has been found to be a heavy yielder as well as very early. The foliage is very heavy, the leaves broad and cure readily. Earlier and more productive than German Millet but not as early as Siberian.

Hog or Broom Corn Millet. This is grown for the same purpose for which other Millets are sown, but makes inferior hay unless cut very young. It yields enormously of seed, even 60 to 70 bushels to the acre, and this is very advantageously used for fattening swine and other stock. Seed also makes very fine feed for poultry and young chicks. It will mature in about two months from sowing seed.

Early Fortune Millet. A most promising variety, of which astonishing yields are reported. It is very early, and is claimed to be rust proof, and that chinch bugs will not eat the plant. The seed is of a beautiful red color and distinguished in appearance, two or three times the size of German Millet. This variety heads in from 25 to 35 days. It gives a large yield both of seed and fodder. It can be fed to horses and other stock without injury, even when cut so late that the seed has formed. The seeds are smooth, the heads are branching, and in other respects this variety is similar to Hog Millet except for the color of the seed.

OATS

Lincoln Oats. Reg. U. S. Pat. Office. We believe the "Lincoln" to be as fine an oat as is grown. The claims made for earliness, enormous yielding qualities and freedom from rust when first sending it out, have been fully sustained on every point and from all sections. Hundreds have written that, on account of its stiff straw, it stood up perfectly under weather that caused other varieties to lodge. It is the best and most economical oat for feeding on account of its thin hull, heavy meat and soft nib. The Lincoln Oat has a sprangle tophead.

Swedish Select Oats.

Swedish Oats have given general satisfaction. At the Wisconsin Experiment Station it has stood at the head of the list for several years, having been distributed by that station as Wisconsin No. 4. Prof. Carleton of U. S. Department of Agriculture says, "Probably the best American Oat."

Its habit of growth is so vigorous that on heavy soils it is likely to lodge, but for light soils it has no superior.

Victory. A medium height early oat developed by the famous Svalof Station in Sweden. An excellent yielder of the Swedish Select type,

but in most seasons yields greater and better quality. This variety has taken the World's Sweepstakes at the International Show the past seven years.

Iogold Oats. Iogold Oats were developed by the Iowa Station. Has three distinct qualities which recommend it: Stiffness of straw, resistance to rust and a high yield. It is an early yellow oat, selected from Kherson and has done exceptionally well in Minnesota, Wisconsin and upper Michigan. For growing on land where lodging and rust are to be expected, Iogold is recommended as superior to any of the tested varieties in ability to stand up and yield.

OATS—Cont.

Iowa No. 103 Oats or White Kherson. Originating from stock bred by the Iowa Agricultural College, the Iowa 103 Oat has proved its value as a heavy-cropper. One hundred bushels per acre is not unusual.

The grain is not large but is plump and heavy, with a thin hull. During growth the yield is deceiving but the results at threshing time prove its value as a prolific producer of grain high in food value. The straw is of excellent strength and on good soil stands up unusually well.

Yellow Kherson Oats. The original seed of this valuable oat was secured in Russia by the United States Department of Agriculture. Some was sent to the South Dakota Experiment Station, and that institution makes the following report: "With only two exceptions, every farmer to whom we have sold this oat is still growing it and is much pleased with it. It is a small yellowish oat that weighs about 34 pounds a bushel. The hull is very thin, being easily shelled off in threshing if the concaves are set too closely."

Gopher Oats. An excellent high yielding oat, developed at the Minnesota Station. It is a plump, fairly heavy, early oat with a stiff straw. Very popular with growers where early maturity is desired.

Anthony Oats. A midseason variety, in production this year for the first time. A cross between White Russian and Victory Oats developed for resistance to stem rust, stiffness of straw and heavy yield. Especially adapted to Northern half of Minnesota.

WHEAT

Marquis Wheat. Pronounced by both farmers and millers the finest for the northwestern spring wheat territory. Marquis Wheat grades No. 1 Hard and is of splendid appearance. Millers prefer this variety because of its splendid milling qualities and high gluten content. Marquis is a beardless wheat, having smooth, yellow chaff. The kernel is flinty, very dark red. It weighs 62 to 64 lbs. per bushel.

Durum or Macaroni Wheat. Out-yields any other variety of Spring Wheat and has proved to be practically immune to the dreaded rust. In growing it resists extremes of weather which no other wheat will endure. In the field this wheat grows very strong and with surprising rapidity, so rapidly as to get well ahead of the weeds. It does not shell or bleach; is almost hail proof owing to the tightness of the hull.

BARLEY

Wisconsin No. 38 Barbedless Barley. A new variety of smooth awned Barley developed by the Wisconsin station. It is resistant to Barley stripe, has a larger head and plumper kernel, and is about 4 days later than Velvet or Oderbrucker. In Wisconsin, it is reported as yielding from 5 to 20 bushels per acre over other varieties. It seems to stand the heat and dry weather better than the Barleys that mature earlier, many yields of 40 to 50 bushels being reported. Regarded as a fine malting variety.

Velvet Barley. (Smooth Awned, Minnesota No. 447). This variety was developed by the Minnesota Experiment Station to answer a demand for a barley not having the old objectionable saw toothed beards. A cross between six rowed varieties and a black smooth awned variety from abroad. Yields well and is resistant to the spot blotch disease.

Manshury Barley. Manshury Barley represents the combined efforts of Experiment Stations and barley experts to produce a variety which will yield plump grains with the greatest protein content, as well as strong, stiff straw and long, well filled heads. In quality, both as to feeding value and for malting purposes, no other barley excels it. It yields abundantly. It is early and very vigorous in growth. The straw is stiff and strong. Seldom does a field of this grain lodge. The heads are long and well filled, grain plump and of best quality.

Oderbrucker or Wisconsin No. 55 Barley.

Oderbrucker is a stiff-strawed, heavy yielding, six-rowed, bearded variety. It is about the same as Manshury in time of maturity, manner of growth and general appearance, but has a plumper kernel and weighs more to the measured bushel.



Marquis Wheat

BUCKWHEAT

Japanese Buckwheat. Entirely distinct from all other varieties. It has the advantage of remaining for some time in bloom and produces seed earlier. On this account it can be grown farther north. It resists drought and blight very well. The seed is rich dark brown in color and larger than Silver Hull. As much as forty bushels to the acre have been harvested of this variety. Usually commands a premium over Silver Hull.

Silver Hull Buckwheat. This valuable variety originated abroad and is a decided improvement on the old black or gray sort. It is early, remains longer in bloom than other sorts. A fine variety for honey bees. The grain is of a beautiful light gray color, and has a thin husk. Silver Hull is more productive and the grain meets with a ready sale. Under favorable conditions it will yield 40 to 50 bushels an acre.

Dwarf Essex Rape. It is an annual, bearing a close resemblance in leaf and stalk to the Ruta Baga, but both leaves and stalk are more numerous in the Rape plant, and of a taller habit of growth. It is a pasture plant which may be eaten off by any kind of live stock, but it is pre-eminently fitted to furnish pasture for sheep, cattle and swine.

A good crop will furnish at least 12 tons of green food an acre.

Dwarf Essex Rape thrives best on a good soil, rich in vegetable matter. Slough lands are excellent. When rape is sown broadcast, 5 lbs. of seed an acre will suffice. When sown in rows, say thirty inches apart, and cultivated, from 1 to 2 lbs. an acre will be enough.


Speltz or Emmer. It is found to be adapted to a wide range of soil and climate, to resist extremes of weather, to be of superior feeding value and to yield so much more heavily than oats and barley as to insure its increasing popularity.

FLAX

Northland Brand

Prof. Bolley of the N. D. Experiment Station especially recommends "plump, bright colored seeds—because they probably grew upon strong or vigorous mother plants and are thus not likely to be internally diseased."

Northland Brand Flax is meeting with approval throughout the Northwest. It ripens in mid-season and under favorable conditions, yields splendidly. Cleaning Flax so as to make it suitable for seed is an expensive operation.



Flax

requiring special machinery and often involves considerable waste, but we take great care to do this thoroughly. Send for sample and note its splendid quality.

Bison A new large seeded Wilt Resistant Variety, developed by the North Dakota Experiment Station. This variety has proven more satisfactory than any other for growing particularly on older farms in Minnesota and Dakota. Will bring a premium on the market on account of greater oil content.

SOY BEANS

This crop has become quite popular in the Northwest during the last few years, due to the discovery of early maturing varieties. For a long time it has been grown extensively in the South. Soy Beans are grown for hay, ensilage, grain and soil improvement. They produce a quality of hay equal in feeding value to Alfalfa and are valuable for planting where Clover has winter killed. For silage they are planted with corn using about 10 pounds of seed per acre, producing silage of higher feeding value than corn alone. The ground beans are equal to or better than Oil Meal for mixing with home grown grains to balance the dairy ration. Being a legume, like Clover, Soy Beans improve the soil on which they are grown. Sometimes they are plowed under as a green manure crop.

Early Wisconsin Black. One of the earliest maturing varieties adapted to light soils of northern Wisconsin and Minnesota, also North Dakota and Montana. They grow about 24 to 30 inches high and are valuable for grain and hogging down.

SOY BEANS—Cont.

Manchu. A medium early yellow variety with black eye on the seed. The most popular variety at the present time in Iowa, Minnesota, Wisconsin and South Dakota.

Spring Rye. True Stock, Spring Rye makes an excellent crop where winter grain has been killed out, or for sowing where a fall crop has not been planted. If desired it can be turned under and made to answer a good purpose in adding to the fertility of the soil. Sow seed same time as other spring grain. Does not grow quite so large straw as Winter Rye, but usually yields as well and grain is of fine quality.

Sudan Grass. The Ideal Emergency Hay and Pasture crop for late planting. For best results, broadcast 30 to 40 pounds per acre, after the ground is thoroughly warm. May 15 to June 15, on the average, is as early as it is practical to sow Sudan, and it may be sown as late as July or August.

Never plant until ground is thoroughly warmed.

AMBER CANE

Southern Cane. This variety does not mature so early as the Minnesota Sorghum, but the yield is usually heavier. When Sorghum is grown for fodder only, the Southern Cane will give the greatest tonnage and is usually grown on that account by dairymen, to feed their milch cows. It is also desirable when grown as a pasture plant for sheep, hogs or cattle. All kinds of stock eat it readily. Southern Cane is not suitable for making syrup when grown in the North, but for feed is splendid.

Minnesota Sorghum or Amber Cane.

This is an early variety of sorghum that was originated in Minnesota and has been, by careful selection, very much improved as to its sugar content during recent years. It is especially valuable for the manufacture of sorghum syrup which is now a profitable and staple product on many farms in the Northwest. Many stockmen prefer to plant the Minnesota sorghum for forage purposes because of its earliness and high sugar content. It produces a tonnage almost equal to the southern sorghum and makes a crop of seed of high feeding value in addition to the forage. Plant in drill rows and cultivate the same as corn.



Spring Rye

FIELD PEAS

Canada Field Peas, Yellow. Height of vine $3\frac{1}{2}$ to 4 ft. This variety is extensively grown in Canada, Wisconsin and other pea growing sections, and has a large sale, not only for agricultural purposes, but for use in soups.

White Marrowfat. Height $3\frac{1}{2}$ feet. Grown on account of the great quantities of pods which it bears and for canning purposes. The vines are of strong, sturdy growth but mature the pods quite late. The large, cylindrical, light colored pods are well filled with round, smooth, light yellow peas of somewhat dry and mealy quality.

Buy Farm Seeds in Branded Bags



A brand on an original seed bag indicates that a seedsman has put his reputation back of the seed it contains. For 50 years Northrup, King & Co.'s Seeds have had the reputation of producing excellent crops. Buy seeds in bags bearing the **STERLING** or **NORTHLAND** brands, and you are safe.



Popular Flower Seeds

THERE are certain flower seeds which are very popular every year—sweet peas, asters, nasturtiums, pansies, zinnias, petunias—varieties in which separate colors and mixtures are available. Let us have your order early for any of these flower seeds. All items, except the sweet peas, may be planted in boxes or pots indoors, early, and later planted out doors—bringing them into bloom two or three weeks earlier.

SWEET PEAS

The Late Flowering Spencers have been enthusiastically planted by flower growers for several years. Their large blooms with waved standards and long stiff stems make them especially fine for cutting. Available in named varieties and in mixtures. Early Flowering Spencers provide a longer blooming period. A mixture of several fine named varieties offered. The Grandiflora is the common type, producing more and smaller flowers, marvelous fragrance and is hardier. Available in five separate colors and a mixture.


ASTERS

One of the finest garden flowers. Available in all popular types, American Branching, Giant Comet, King, etc.


NASTURTIUM - ZINNIA

These two flowers are known to everyone. Nasturtiums are offered in Tall and Dwarf sorts, separate colors and mixtures.

Our Zinnia seed produces wonderful blooms—Dahlia Flowered, Double Giants and Lilliput.



Northrup, King & Co.'s Lawn Seed



We are glad to recommend and sell Northrup, King & Co.'s Lawn Seeds as this seed firm has specialized in grasses for 50 years. Sterling Mixture is the finest for Northern districts, makes a permanent lawn of beautiful shade and texture and is economical. Parkview and Homelawn are lower priced mixtures and very good values—but Sterling is always more satisfactory where permanency and smooth texture are desired. Sold in white cotton bags of several sizes and in 1 lb. cartons.



Annual Flowers Are

Easy To Grow And Fit

Into Any Garden Scheme

Colorful, Fragrant, Prolific



Grow
Your
Own!
Flowers

