

## **Historic, archived document**

Do not assume content reflects current scientific knowledge, policies, or practices.



# RICE'S

## Seed...

## Annual


1936

LIBRARY  
RECEIVED

☆ MAR 12 1936 ☆

U. S. Department of Agriculture.

RICE'S



SEEDS



# RICE'S NORTHERN GROWN SEEDS



---

A COMPLETE CATALOG OF VEGETABLE SEEDS WITH DESCRIPTIONS THAT TELL THE TRUTH

---

## TO OUR GARDENING FRIENDS:

We have prepared this Annual for the use of our Merchant Dealers who make a specialty of seeds that they may have a complete, concise and reliable descriptive Garden Annual for distribution to their seed-buying customers.

We do not have any retail department and request all our friends to place their seed orders directly with the merchant whose name is imprinted on the cover of this Annual. He will give you prompt and careful attention at all times.

Our list of varieties is very extensive, up to date, and amply sufficient to meet every vegetable seed want. The descriptions given are accepted as standards. They are conservatively stated exactly as we have found the various stocks in our Trial Grounds. They may be depended upon. We offer nothing which we have not tested ourselves and proven, by critical test and examination, to be worthy of cultivation. Our facilities for practical testing are extensive and complete. Our trials are thoroughly and exhaustively conducted under expert, experienced supervision.

Our seeds are the very best which untiring watchfulness combined with intelligent, painstaking care can produce. We are sure that no better seeds can be secured anywhere.

It is vitally important to every purchaser of seeds, whether in large or small quantities, to know that the seeds will grow strongly and well; that they are pure and will produce true, perfect types of their kind. The original cost of the seeds is a small percentage of the total growing cost. *The cheapest is rarely the best — but the best is always the cheapest.*

**As to prices,** your dealer is in a position to sell you RICE'S SEEDS as reasonably as you can buy seeds of equal quality elsewhere, and will take pleasure in quoting you either by mail or in person. Market Gardeners and other large planters requiring seeds in large quantities are invited to submit a list of their requirements to our dealer who will be glad to name special prices.

**We Do Not Warrant Seeds.** The fact that no reputable seedsman now warrants seeds in any respect being well known, renders it unnecessary for us to say very much on this point, as it must be apparent to every intelligent person that no seedsman can afford to send out poor or worthless seeds. There could be no more certain way of destroying his business. We beg to append the following notice:

While we exercise great care to have all seeds pure and reliable, we do not give any warranty, express or implied. If the purchaser does not accept the goods on these terms and conditions, they must be returned at once, and the money that has been paid for same will be refunded.

Cordially yours,

JEROME B. RICE SEED CO.

**T**AKE a trip to Cambridge during the growing season and visit the  
**JEROME B. RICE SEED CO.**

You will be cordially welcome and you will enjoy not only the pleasure of seeing for yourself how we grow the famous RICE'S SEEDS, but you will find a sheer delight in this beautiful countryside.

Copyright, 1936, by  
JEROME B. RICE SEED CO.  
Cambridge, N. Y.



# ASPARAGUS



MARY WASHINGTON

**Culture**—Sow the seed in the spring in drills about 18 inches apart in light, rich soil, placing seeds one inch apart and cultivate frequently during the summer. The plants will then be ready to set in a permanent bed the next spring.

For a permanent bed, plants should be prepared by deep plowing, a moist but well drained sandy soil being best. A liberal application of stable manure should be worked into the soil, after which the plants should be set in four inches deep and one foot between the plants in rows four feet apart. After the plants are well started, cultivate frequently. The following spring work in a heavy dressing of well-rotted manure and follow this with an application of salt and fresh wood ashes. The next season the bed may be cut over two or three times and then followed by another application of manure, salt and wood ashes. A bed fifteen by fifty feet will be ample for an ordinary family and will require about 100 plants.

1 ounce of seed will produce 800 plants.

**WASHINGTON, MARY**—The highest type of the rust-resistant asparagus. It is earlier, larger and longer than the original Washington and quite as resistant. Tips are very tight and do not “sprangle out” or “blow” prematurely.

# BEANS

## DWARF BUTTER, WAX PODDED VARIETIES

**Culture**—A succession of sowings can be made from the first week in May until the middle of July. These dates are for the latitude of New York. Plant in drills about 2 inches deep and from 18 inches to 2 feet apart, according to the richness of the soil. The seeds should be dropped about 2 inches apart.

1½ pints to 100 feet in drills, or 150 hills;  
1 bushel to the acre, in drills.

**BLACK WAX PENCIL POD**—We would place this very desirable variety at the head of the list of the long, round-podded wax beans, and as one of the very best for either home or market garden. The plant is exceptionally strong in growth, producing a profusion of fleshy, brittle, stringless pods, clear yellow in color and of the highest quality.

**CURRIE'S RUST PROOF WAX**—This is a market gardener's variety, grown more for its earliness and hardiness than for its quality. It is grown very largely in the South for Northern markets and carries very well. Pods are long, broad or flat, stringy, of a clear yellow color.

**DAVIS' WAX STRINGLESS**—This new strain has all the good characteristics of the old type but with the advantage of being entirely stringless.

**DAVIS' WHITE KIDNEY WAX**—An early, productive and attractive white seeded variety with long, flat, straight, rather stringy pods; used largely by market gardeners because of its showy, bright yellow pods.

**GOLDEN WAX**—An old standard, popular wax variety, more largely grown in the home garden than other sorts. Pods are fairly long, nearly round, bright yellow and stringless.

**KIDNEY WAX, NEW**—A handsome, flat-podded wax variety resembling Wardwell's Kidney Wax, but with longer, thicker, though not as broad pods. A productive, attractive variety of the highest quality. The pods are nearly 6 inches in length, entirely stringless, very brittle, and of a clear yellow color. Fine for canning.

**ROUND POD KIDNEY WAX, or BRITTLE WAX**—An excellent variety and one of the best for the home garden. The pods are over 6 inches long, round, stringless, and of a yellow, wax-like color.

**SURE CROP WAX**—A most excellent variety, being a selection from Currie's, having black seed but differing from that sort in that it is entirely stringless, with longer, somewhat thicker, but less broad, flat pods. When this bean is better known we predict that it will entirely supersede its parent, not only for the home garden but for shipping as well.

**UNRIVALLED WAX**—A very desirable, extra early, productive variety, with beautiful, showy golden-yellow pods, which show their color at an early stage of growth. The pods are nearly six inches long, almost round, straight or slightly curved, and while showing a trace of string, are brittle and tender. The plant is strong, vigorous and quite free from rust.

**WARDWELL'S KIDNEY WAX**—An old-fashioned, popular gardener's variety; pods large, rather broad, flat, fleshy, fine grained and stringless; very attractive and desirable.

**WEBBER WAX, or CRACKERJACK WAX**—A very high quality, exceedingly productive, flat podded, stringless variety; popular for either private or market garden.



A Crop Which Netted a Profit. Another Instance of the Results Obtained from Choosing RICE'S Seeds

## DWARF GREEN PODDED VARIETIES

**BLACK VALENTINE** — A very vigorous sort with beautiful long, slender, round, straight pods of a dark green color. Highly recommended as an extra early gardener's variety, but not desirable for the home garden because of its stringiness.

**BLACK VALENTINE STRINGLESS** — Pods not so rounded as old type; it is almost as early and pods are free from strings.

**BOSTON SMALL PEA** — The Navy Bean of commerce; grown largely as a field variety for the dry seed.

**BOUNTIFUL** — A most desirable sort for either the home or market garden. Very early, hardy, vigorous and productive, with long, thick, flat and slightly curved pods; entirely stringless and light green in color.

**BROAD WINDSOR, or FAVA BEAN** — The English "Broad Bean"; the largest and best of its class.

**FRENCH'S HORTICULTURAL** — One of the most attractive of the Dwarf Horticultural family. Vine erect, straight and compact, with a tendency to throw out short runners. Pods prolific, 8 inches long, broad, and distinctly marked with a very vivid crimson.

**FULL MEASURE** — One of the best and most satisfactory of the stringless, green-podded snap beans. A very early, productive, high quality variety, with long, straight, fleshy, round pods and entirely without strings. Excellent for either market or home garden.

**LARGE WHITE KIDNEY** — A most excellent white, kidney-shaped field bean. One of the best sorts for baking.

**LARGE WHITE MARROW** — Large oval-shaped white beans. Grown very largely as a field crop.

**LOW'S CHAMPION BUSH** — A very old variety of the Horticultural type, sometimes known as Red Cranberry. Pods long, deep green, very flat, straight, stringless, tender and of excellent quality.

**RED KIDNEY** — Quite like the White Kidney except the beans are deep red in color.

**RED VALENTINE, STRINGLESS** — A stringless selection of Early Red Valentine.

**RED VALENTINE, IMPROVED EARLY** — A very hardy, early and productive standard sort. Pods  $4\frac{1}{2}$  inches long, round and crease-backed, medium green, slightly stringy, and of good quality.

**REFUGEE STRINGLESS** — Same season as old Refugee, but because of its stringless character is now the most popular.

**REFUGEE, or THOUSAND-TO-ONE** — A very productive, hardy, vigorous late sort, much in favor with the canning trade, and popular in the South for late planting for shipment to Northern markets.

**STRINGLESS GREEN POD, BURPEE'S** — This is also a very excellent round-podded, stringless variety and a popular favorite. The pods are not as long as Full Measure but are equally desirable.

**STRINGLESS GREEN POD, GIANT** — Somewhat similar to Burpee's Stringless, but the pod is longer, straighter, more slender and slightly lighter in color; early, hardy, and of the highest quality.

**TENDERGREEN, HENDERSON'S** — A splendid new, round-podded variety whose long pods are entirely stringless. An improved Full Measure.

**TENNESSEE GREEN POD, or BROWN BUNCH** — One of the very earliest green-podded beans. Popular in the South, where it is also known as Dwarf Kentucky Wonder. Pods 7 inches long, broad, very irregular in shape and dark green in color; nearly stringless; fine quality.

## POLE OR RUNNING VARIETIES

**Culture**—Plant in successive sowings from the latter part of May to the middle of July, preferably on a sandy loam soil which should be liberally enriched with short manure in the hills which are formed 3 to 4 feet apart, 5 or 6 seeds being planted about 2 inches deep in each hill. Stout poles 7 to 8 feet high, well set in the ground to prevent being blown over, should be provided for the plants to climb upon.

**BURGER'S GREEN POD, or WHITE KENTUCKY WONDER**—A very early, white-seeded variety with long, round and nearly straight, stringless pods. A high quality pole bean.

**GOLDEN CLUSTER WAX**—An excellent pole wax-podded sort; early, vigorous, hardy and productive. Pods are long, extremely straight, broad and flat; color light waxy-yellow; seed beans white, oval shaped.

**HORTICULTURAL POLE, CRANBERRY, or OCTOBER BEAN**—An old, standard variety, with long, straight, flat, stringless pods, dark green in color, splashed with bright red.

**KENTUCKY WONDER, or OLD HOMESTEAD**—Undoubtedly the most popular and useful of the green-podded pole varieties and more generally grown than any other. Vines very vigorous and wonderfully productive, bearing round pods 9 inches long, distinctly curved, slightly stringy but tender and of good quality.

**KENTUCKY WONDER WAX**—The earliness and hardiness of this variety recommend it for growing even in the Northern States. It is extremely productive, with pods 9 inches long, thick, decidedly crease-backed, very fleshy and brittle, although slightly stringy; color clear light yellow.

**KING HORTICULTURAL, or HAMPDEN POLE**—Both seed and pods are the largest of the Horticultural type. Pods 7 inches long, flat, stringless, and showy.

**LAZY WIFE**—A late, productive, white-seeded pole variety. Pods are long, broad, flat, stringless, and of excellent quality.

**McCASLAN POLE**—A very early, prolific, white-seeded variety, and one of the most popular; pods deep green, stringless, and of excellent quality.

**MISSOURI WONDER**—A very popular long, green-podded variety, immensely productive.

**RED SPECKLED CUT-SHORT, or CORN-HILL**—An old, well-known, hardy, productive bean: used largely in the South for planting with corn.

**SCARLET RUNNER**—Can be used like a Lima; grown mostly in America for its ornamental, bright scarlet flowers.

**STRIPED CREASEBACK, or SCOTIA**—A very hardy, productive cornfield bean. The pods are round, straight and crease-backed; slightly stringy.

**TENNESSEE WONDER**—Somewhat similar to Kentucky Wonder but with immensely larger, straighter, smoother and more crease-backed pods.

**WHITE CREASEBACK**—A very hardy, early, old-time variety with uniform, round and slender, slightly stringy pods.

**WHITE DUTCH CASE KNIFE**—A very old variety with long, straight, flat, stringy though brittle pods.

## BUSH LIMA BEANS

**Culture**—These plants are very tender and susceptible to frost. Seed should be sown after all danger from frost is over and the ground is sufficiently warmed to promote good growth. Sow the seed in hills 2 to 3 feet apart each way, 5 or 6 seeds to the hill, or if sown in rows 3 feet apart the seeds should set about 4 inches apart in the row.

**BURPEE'S BUSH**—The well-known dwarf type of the Pole Limas but now largely superseded by Burpee's Improved Bush.

**BURPEE'S IMPROVED BUSH LIMA**—A decided improvement on the old sort and by far the best of the large, flat-seeded type. The vine is more sturdy and productive; beans are larger and thicker than in the old form and average one more bean to the pod.

**FORDHOOK BUSH LIMA**—A most excellent variety and perhaps more generally grown for market than any other sort. The vines are very productive with large pods containing 4 to 5 large, oval-shaped, very thick, white beans.


**HENDERSON'S BUSH**—A very early, productive, small-seeded type of Lima; much in favor for home canning and for private gardens in the far North.

**JACKSON WONDER, or CALICO BUSH**—A very prolific, almost drought-resistant Dwarf Lima. Seeds small, like Sieva, spotted and mottled dark brown. Plant growth resembles the Sieva type or Henderson's Bush.

**NEW WONDER BUSH**—Quite similar to Burpee's Bush, but a trifle earlier, more dwarf and with broader, thinner, flat beans.

**WOOD'S PROLIFIC**—Quite like Henderson's Bush, though the beans are somewhat larger and thicker.

➤ HENDERSON'S BUSH LIMA





## POLE LIMA BEANS

**Culture**—These plants are very tender and susceptible to frost. Seed should be sown after all danger from frost is over and the ground is sufficiently warmed to promote good growth. A sandy loam soil is recommended for best results. The seed should be sown in hills 5 to 6 feet apart, and 5 or 6 seeds to the hill. Stout poles 7 to 8 feet high, well set in the ground to prevent being blown over, should be provided for the plants to climb upon.

**CARPENTERIA**—A vigorous, productive variety which retains its distinctive green color in the seed.

**DREER'S IMPROVED, or CHALLENGER**—A vigorous growing, productive sort with large, thick, medium sized, light green beans. Also known as Potato Lima.

**EARLY LEVIATHAN**—The earliest of the large podded Pole Limas and one of the most desirable.

**FLORIDA BUTTER, or SPECKLED POLE LIMA**—A dependable, prolific, small-seeded Lima, popular in the South. Pods borne in clusters; seeds size of Sieva, cream colored, speckled reddish-brown.

**GIANT PODDED POLE LIMA**—Undoubtedly the best of all the large-podded Pole Limas. It is moderately early, extremely vigorous in growth with dark green foliage and pods. The pods will average 7 inches long and are borne in clusters of 6 to 8; beans are extra large and of excellent quality.

**KING OF THE GARDEN**—An improved strain of large white Lima and one of the most popular varieties.

**LARGE WHITE**—The old standard Pole Lima.

**SMALL, or SIEVA**—Best described as a pole variety of the well-known Henderson's Bush Lima.

## TABLE BEETS

**Culture**—The soil which is best suited is that which is rather light and thoroughly enriched with manure. For an early supply sow in spring as soon as the ground becomes fit for work, in drills about 18 inches apart and  $\frac{1}{2}$  inch deep. For main crop, sow the first week in May, and for winter use, sow in June.

One ounce to 50 feet of drill; 5 to 6 pounds to the acre in drills

**BOSTON CROSBY**—An exceptionally desirable selection from Crosby's Egyptian and very popular with market gardeners. The roots are uniform, globe-shaped, with a very small top and tap root, skin dark red; flesh deep purplish red with little zoning.

**CROSBY'S EGYPTIAN**—Desirable for first early market. Roots uniform, flattened globe in shape, exterior and interior color deep red.

**DETROIT DARK RED**—One of the best main crop varieties for home or market garden. Roots of medium size, globe-shaped, and very smooth; skin dark red, flesh solid vermilion red. Tops small, upright, dark green, shaded red.

**EARLY BLOOD TURNIP**—Standard red Table Beet with round, slightly flattened roots.

**EARLY WONDER**—Roots very uniform, nearly globe-shaped, with small top and tap root; skin dark red, flesh deep blood red, with little zoning.

**ECLIPSE**—Small tops and medium sized; round, bright red roots.

**EDMAND'S BLOOD TURNIP**—A second early sort, with short tops; roots nearly round, dark red in color.

**EXTRA EARLY EGYPTIAN**—One of the very earliest, with small tops and distinctly flat, fairly thick, dark red roots.

**GOOD FOR ALL**—A fine new variety producing deep red globular roots with small tops. An excellent variety for home and market gardeners and also desirable for canning.



DETROIT DARK RED

## SWISS CHARD

**SILVER**—Its yellowish-green leaves are used as greens.

**LUCULLUS**—An improvement on the old variety, with foliage much crumpled or savoyed.

**FORDHOOK GIANT**—A strikingly handsome variety with large, very dark green, much crumpled leaves and broad white stalks.

**MANGEL-WURZEL**—See page 16

## BROCCOLI

This vegetable is becoming increasingly popular on the American market. It is easily grown, has a delectable flavor, and may be prepared and served similar to asparagus.

**Culture**—Sow the first week in May, in drills 3 or 4 inches apart, covering the seeds lightly. When the leaves are about 3 inches broad, transplant to prepared beds 2 feet apart each way. Much resembles cauliflower. Cultivation the same.

One ounce will sow a bed of 40 sq. ft.  
and produce about 3,000 plants

**ITALIAN GREEN SPROUTING, or CALABRESE**—Plant forms a large, solid head which remains green. Cutting the central head causes numerous sprouts to develop from the leaf axils. These sprouts produce small green heads which are delicious when cooked like asparagus.



## BRUSSELS SPROUTS

(Species of Cabbage—Cultivation the same)

**Culture**—This is a delicious vegetable, superior to either borecole or spinach. The small, cabbage-like heads which grow upon the stem are much improved by a moderate frost. Sow in hotbeds in March or April, and in the open ground in May; cultivate same as broccoli.

One ounce will sow a bed of 40 sq. ft.  
and produce about 3,000 plants

**DWARF IMPROVED**—Stem 20 inches high; sprouts about 2 inches in diameter and well rounded; moderately early.

**LONG ISLAND IMPROVED**—Undoubtedly the best and most dependable. Plant earlier, more dwarf and compact than other varieties.

Page six

## CABBAGE

**Culture**—Soil for Cabbage should be rich heavy loam, with good drainage. On such a soil, with an abundance of stable manure, excellent crops may be grown. For early spring sow in fall, not too early or the plants are liable to bolt in the spring instead of heading. In a month the plants will be fit to transplant to cold-frames, where they are wintered, taking care in planting to set the young plants down to the first leaves. Transplant to garden as soon as the ground can be worked, setting the plants 2 feet apart one way and from 12 to 18 inches the other, according to the variety. If it is desirable to economize space, lettuce or radish may be sown between the rows as they will be out of the way before the cabbage needs the room. For late or winter crops the seed is sown in May and the plants set out in July. In this case they are set in rows 2 x 3 feet, so they may be worked with a horse and cultivator.

One ounce will produce 3,000 plants  
Four ounces for one acre


**ALL HEAD EARLY**—As early as most of the early summer cabbages. The deep flat heads are remarkably solid and uniform.

**ALL SEASONS**—One of the best second early round, deep-headed varieties, and highly recommended for kraut manufacturing.

**CHARLESTON LARGE WAKEFIELD**—About one week later than Early Jersey Wakefield, but the conical heads are broader and nearly one-half larger.

**COPENHAGEN MARKET**—Undoubtedly the most valuable cabbage of recent introduction, maturing but a few days later than Jersey Wakefield, and is valuable for both home and market garden. Plants are vigorous but compact in growth, with a short stem and few outer leaves, producing exceptionally large, round, solid, white heads. Our stock of this variety is unsurpassed.

**DANISH BALLHEAD**—More largely grown for winter storage than any other sort, and the most desirable. Plants very hardy, vigorous and compact, with medium to short stem; heads of medium size, round, and exceptionally solid. Our stock is very uniform and dependable.



LATE FLAT DUTCH

**JEROME B. RICE SEED Co., Growers of Choice Garden Seeds, Cambridge, N. Y.**

**DANISH ROUNDHEAD**— Similar to Danish Ballhead, but slightly earlier and a shorter stem.

**EARLY FLAT DUTCH**— An earlier and smaller type of the Late Flat Dutch.

**EARLY SUMMER, HENDERSON'S**— Medium size, round, somewhat flattened, compact heads. Very popular.

**EARLY JERSEY WAKEFIELD**— The earliest and most sure heading of the first early cabbages and largely grown in the South for shipment to early Northern markets. Plants exceedingly hardy, with a short stem; heads of medium size, very solid, uniformly pointed, and excellent quality. We have a superior early strain of this variety.

**EARLY WINNIGSTADT, RICE'S TRUE**— A medium early, short-stemmed variety with solid, pointed, cone-shaped heads. Very productive and excellent quality.

**GLORY OF ENKHUIZEN**—Medium early, short-stemmed, round-headed variety on the order of Copenhagen Market, but somewhat later in maturing. Can be highly recommended for field culture and kraut.

**GOLDEN ACRE**— A wonderfully fine, extra early, round-headed variety which has quickly become popular in all localities shipping early cabbage. The plant is small, very compact, with few outer leaves; head of good size and very solid.

**LARGE LATE DRUMHEAD, RICE'S PREMIUM**— Heads large, flat and solid; a good keeper.

**LATE FLAT DUTCH, RICE'S PREMIUM**— A justly popular variety extensively cultivated for market and family use. Heads large and very solid.

**LOUISVILLE DRUMHEAD**— A second early variety which withstands summer heat, producing large, hard heads.

**RED ROCK**—The largest and surest heading red cabbage.

**SAVOY, PERFECTION DRUMHEAD**— The best winter keeping Savoy type; heads late, round, compact and solid.

**SAVOY, PRIZEWINNER**— The most attractive and solid heading of this group. Heads fairly large and intensely savoyed.



CHARLESTON LARGE WAKEFIELD

**STEIN'S EARLY FLAT DUTCH**— An early and excellent type, with medium stem and hard, round, solid heads.

**STONE MASON DRUMHEAD, WARREN'S**— One of the best main crop sorts with large, firm, broad heads.

**SUCCESSION, HENDERSON'S**— One of the very best second early cabbages. Heads very large, flattened and solid. Largely grown in the South for shipment to Northern markets. Our stock is superior.

**SUREHEAD, RICE'S**— An exceptionally fine, dependable cabbage of the Flat Dutch type. A splendid keeper.

**WISCONSIN HOLLANDER No. 8**— A yellows-resistant strain of Danish Ballhead, desirable for growing in sections infected with disease.



PERFECTION DRUMHEAD SAVOY

*Our Production Staff will be glad to answer your questions regarding best culture of these products, offering you the benefit of their many years of experience gained in successful growing of vegetables in practically every section of the country.*

GOLDEN ACRE



# CHINESE OR CELERY CABBAGE

This crisp, attractive vegetable has a flavor all its own. It may be included in many salad combinations, or is delightful when stuffed with cream cheese dressing. If properly stored will keep well into winter.

Chinese Cabbages do best when seed is sown in the fall when one sows turnips, and succeed better when thinned rather than transplanted. Seed sown too early will cause the plants to shoot to seed.

**CHIH LI**—The most desirable of the Chinese Cabbages as well as the earliest and most sure to head. Plants of upright growth, producing long, cylinder-shaped, very solid heads.

**PE TSAI**—This variety makes an upright growth and produces an elongated head which blanches a creamy white; very mild in flavor.

**WONG BOK**—The heads of this variety are broader than Pe Tsai and leaves fold tighter, making a more compact plant.



CHINESE OR CELERY CABBAGE

# CARROT

**Culture**—Carrots require a very finely pulverized soil to grow them to perfection. A good light and well-enriched sandy loam is the best for this crop. For field culture, sow in drills 3 to 3½ feet apart, so as to cultivate by horse. Market gardeners sow in drills, about 18 inches apart, and cultivate by hand. For early crops cover ½ inch deep, and thin to 6 inches apart in the rows; for late cover ¾ inch deep, and thin to 4 inches. One ounce will sow 100 feet of drill; 3 pounds required for an acre.

**RICE'S CORELESS**—We cannot too highly recommend this splendid carrot either for the home garden or market. The handsomest and most appetizing carrot we are acquainted with, and of the highest quality. The roots average 6 inches in length by 1½ inches in diameter, nearly cylindrical in form, exceptionally smooth and of a deep orange color. The flesh is crisp and sweet and quite lacking in woodiness or core.



DANVERS HALF LONG

**CHANTENAY**—An excellent productive, half-long, medium early variety. The thick roots are about 6 inches long, broad at the shoulder, stump rooted, very smooth, handsome, and of deep orange color; grown extensively by market gardeners.

**CHANTENAY, RED CORED**—Fine grained flesh of a deep or reddish orange. The core is so small as to almost warrant the name "coreless." Shippers are finding this to be quite popular on the markets.

**DANVERS HALF LONG**—A splendid orange carrot, grown for its productiveness and adaptability to all soils. One of the best and most desirable for home or market garden. Roots 6 to 8 inches long, tapering uniformly to a blunt point; flesh deep orange, tender and excellent quality.

**EARLY SCARLET HORN**—One of the best for the home garden; roots short, blunt, and of orange-red color.

**FRENCH FORCING HORN, or GOLDEN BALL**—The earliest variety, with nearly round, orange colored roots.

**HALF LONG STUMP-ROOTED NANTES**—Nearly cylindrical, blunt-ended roots, smooth, almost coreless; orange color.

**HUTCHINSON**—Largely grown in the New England States. Roots 10 to 12 inches in length, nearly cylindrical in form and ending in an abrupt stump root. Color a deep orange. Immensely productive.

**IMPERATOR**—Roots 10 inches long and 2 inches across at the shoulder. Color deep orange.

**IMPROVED LONG ORANGE**—The old standard variety; roots about 12 inches long and of deep orange color.

**IMPROVED SHORT WHITE**—Grown mostly for stock feeding; roots 8 inches long.

**LARGE WHITE BELGIAN**—White roots 16 inches long and very thick. Grown for stock feeding.

**LARGE YELLOW BELGIAN**—Similar to White Belgian, with roots a trifle longer and light orange in color.

**OXHEART, or GUERANDE**—Roots very stout and thick, of medium length, ending in an abrupt small tap root; color bright orange; usually harvested.

## CAULIFLOWER

**Culture**—A most delicious vegetable which well repays generous treatment in cultivation. With a deep rich soil and an abundance of moisture, which in dry seasons must be applied artificially, cauliflower can be grown well. The cultivation is similar to that of cabbage. For early fall crops sow in May and transplant in June, in rows 4 feet apart, setting the plants 2 feet apart in the row. Frequent hoeing and a liberal supply of rich liquid manure, to keep up a continuous and rapid growth, will produce splendid heads of the most delicate flavor. It facilitates blanching if the leaves are gathered loosely together and tied over the top of the head to protect from the sun. Cut before the flowers begin to open.

One ounce will sow a bed of 40 square feet, and produce about 3,000 plants.

**DRY WEATHER, or DANISH GIANT**—A fine variety similar to Snowball but producing somewhat larger heads and especially adapted for growing in dry locations.

**EARLY FAVORITE**—A rather large-growing early sort, forming large, solid heads even under unfavorable conditions.

**EXTRA SELECT EARLY DWARF ERFURT**—The finest of the Erfurt Cauliflower; almost as early as Snowball; seldom fails to form a good head.

**HENDERSON'S EARLY SNOWBALL**—Undoubtedly the earliest, best and most popular variety either for the home or market garden. The medium-sized, snow-white heads are firm, compact and solid, with few short, upright leaves. Also admirably adapted for forcing.

EARLY SNOWBALL 



## CELERY

**Culture:** Sow seeds in hotbed or cold frame. Transplant 3-inch plants to a well-prepared bed, setting 4 to 5 inches apart. When plants are about 8 inches high set them in trenches. Leaf stalks should be kept close together by an occasional earthing around until autumn. Earthing up or hoeing when moist will cause rust. For winter use stand the plants close together, with dirt adhering to the roots, in a well-drained trench about 1 foot wide and of the depth of the plants. Replace dirt to the level of the lower leaves, covering the remainder with straw or dry leaves. Do not completely cover until weather becomes cold.

One ounce will produce 7,000 plants

**EASY BLANCHING, or SANFORD SUPERB**—Resembles the Golden Self-Blanching, though two weeks later. It is also more hardy, less liable to blight; has green foliage, and stalks blanch white instead of yellow. An excellent keeper as well as an early celery; quality the best.

**EMPEROR, or FORDHOOK**—A valuable selection from Columbia and follows Self-Blanching in season. We consider this one of the finest varieties for fall or winter use. Plant quite dwarf and stocky, with large, full, light yellow heart; stalks are broad, thick and crisp.

**GIANT PASCAL**—A standard winter-keeping, green-leaved celery. Compact and vigorous in growth, with short, broad, thick stalks which blanch a beautiful yellowish-white.

**GOLDEN SELF BLANCHING, DWARF**—This variety is without doubt the finest early celery and more generally cultivated than any other. Plants compact and stocky, with yellowish-green foliage; stalks perfectly solid and blanch a handsome golden-yellow color; of fine nutty flavor.

**GOLDEN SELF BLANCHING, TALL**—Comes in earlier than the dwarf type and in some localities has become very popular.

**GOLDEN PLUME, or WONDERFUL**—An excellent new early celery on the order of Golden Self-Blanching but more disease resistant.

**WINTER QUEEN**—A storage variety of medium height, with broad, light green stalks; easily bleached.

EMPEROR, or FORDHOOK 



# CELERIAC

(Turnip-Rooted Celery)

**Culture** — A variety of celery with turnip-shaped roots, which are white fleshed, comparatively tender, and have the flavor of celery stalks. The seed may be sown in the open ground in April, and the young plants nursed in the same way as celery; but in planting out the ground is manured and dug, not trenched, and the plants are set in shallow drills 12 inches apart, watering freely. As the growth advances, draw earth to the plants to blanch them and make them delicate and tender.

**LARGE SMOOTH PRAGUE**—One of the largest; roots smooth and almost spherical.

# CHICORY

Chicory is cultivated chiefly for its roots, which are dried and used as a substitute or flavoring ingredient for coffee. The leaves, when they are blanched, are also esteemed as a salad. Cultivate as recommended for carrots.

One ounce will sow a bed 4 sq. yds.

**LARGE-ROOTED** — The dried roots are roasted and mixed with coffee, or used as a substitute.

**WITLOOF, or FRENCH ENDIVE** — The plants form long, parsnip-shaped roots; the roots are forced in frames or greenhouse and the new growth of lettuce-like leaves is cut and served as a salad.

# COLLARDS

A variety of cabbage known in different sections as "Cole" and "Colewort." It is extensively used in the South for "greens," where it continues in luxuriant growth all winter.

One ounce will produce 3,000 plants

**TRUE GEORGIA** — Plant 2 to 3 feet high, forming a cluster of tender, undulated leaves at the top of its rather long stem.

Page ten

# CORN

SWEET OR SUGAR

**Culture** — Corn requires a good soil and a warm situation. Commence for first early by planting the early varieties about May 1, and if a continuous supply is wanted all summer, make plantings about two weeks apart from May 1 until the last of July, first planting early varieties, then later ones. Plant in rows 3 feet apart, and make the hills about the same distance apart in the rows. Five kernels in a hill are plenty. Cover about 1 inch deep for early, and a little deeper for late. Thin to three plants in a hill.

One quart will plant 200 hills  
1 peck will plant 1 acre in hills

## EXTRA EARLY VARIETIES

**ADAMS' EXTRA EARLY** — Not a sugar corn but largely grown for early use, especially in the South, where the hard, thick husks prevent the entrance of the corn worm. Our strain is superior in earliness, size of ear and dwarf habit to any known stock.

**EARLY MARKET, or 60-DAY MAKE GOOD** — The earliest white sweet corn and a most desirable sort for the home garden as well as a profitable one for the market grower. Stalks grow but 3½ feet in height with ears close to the ground; ears 6 to 7 inches in length containing 12 to 14 rows of white, sweet grain. Is also known as Portland Early Market.

**GOLDEN BANTAM** — The standard quality sweet corn and one of the best for the home garden; fairly early in season and of rather dwarf growth; ears 6 to 8 inches long with 8 rows of golden yellow grain.

**GOLDEN GEM** — The earliest yellow or golden eared corn, being a week earlier than Sunshine, of more dwarf habit, and possessing a sweet, 8-rowed ear equal in size to Golden Bantam, although two weeks earlier than that variety.

**GOLDEN SUNSHINE (An Earlier Golden Bantam)** — In this new corn we have a fine sweet variety coming into market a full ten days earlier than Golden Bantam, and the earliest of all the yellow or "golden" corns. The ears are of equal size with the Bantam, but 12 rowed instead of 8 and of equally good color.

**WHIPPLE'S EARLY WHITE** — A splendid new early variety with the deep grain of the Evergreen type. While maturing 5 days earlier than Early Crosby, it produces an ear nearly as large as Evergreen. Ears rather blocky in form, 16 to 18 rowed, and well filled to the end with pearly white grain of exceptional quality.

**WHIPPLE'S EARLY YELLOW** — This excellent new early yellow sweet corn might be termed an Improved Golden Bantam. Not only is it as early as the Bantam, but the stalks grow taller and the 14-rowed ears average 2 inches longer. The quality is of the best.



WHIPPLE'S EARLY WHITE

## SECOND EARLY VARIETIES

**ADAMS' EARLY**—Not a sugar corn; similar to Adams' Extra Early, but two weeks later; ears 8 in., 12 rowed.

**BANTAM EVERGREEN**—A cross between Golden Bantam and Stowell's Evergreen and a most excellent sort, with large 8-inch golden yellow ears, 12 to 14 rowed; matures with Early Evergreen; quality the best.

**BLACK MEXICAN**—One of the oldest and sweetest varieties; ears 8 inches long, 8 rowed.

**EVERGREEN, RICE'S EARLY**—A valuable sort, maturing nearly a week earlier than Stowell's. Ears nearly

as large, 8 inches long, 14 to 16 rowed; very productive and of high quality.

**GOLDEN CREAM**—On the order of Golden Bantam, though somewhat later, but the golden colored grain is smaller, deeper and of zigzag formation.

**GOLDEN GIANT**—An excellent new yellow sweet corn, being a cross between Golden Bantam and Howling Mob, having the large ear of the latter with the sweet quality of the former.

**HOWLING MOB**—One of the best second early, large-eared sorts, with white ears 10 inches long, 16 rowed; very productive and of excellent quality.

## MAIN CROP AND LATE VARIETIES

**COUNTRY GENTLEMAN, or SHOE PEG**—An exceptionally fine quality corn; ears 7 to 8 inches long, cob small, white, and densely covered with long, slender white grains, without row formation.

**NARROW GRAINED EVERGREEN**—Similar to Stowell's, but with a narrower white grain.

**STOWELL'S EVERGREEN**—The standard and best known main crop sweet corn and most extensively grown. Of rather tall, vigorous growth; ears 9 inches

long, 16 to 18 rowed, with very deep, white, sweet grain.

**WHITE EVERGREEN**—A selection from Stowell's, but with a larger, broader ear and broader, whiter grain.

**LONG ISLAND BEAUTY**—A late maturing variety with immense ears, often a foot long and with 18 to 20 rows of large sweet kernels. A profitable sort for late market.

**TRUCKER'S FAVORITE**—A late variety of the Adams' type; ears very large and handsome; 14 to 16 rowed.



BANTAM EVERGREEN

# POPCORN

Popped corn is more popular than ever. A short row should give a supply for winter months.

**BLACK BEAUTY**—While the seed is black, the kernel pops white.

**JAPANESE HULLESS**—Very popular with sellers of popped corn.

**QUEEN'S GOLDEN**—The golden yellow kernels pop to almost double the size of any other variety.

**SOUTH AMERICAN T-N-T.**

**WHITE RICE**—A very desirable variety and greatly preferred by many growers.

## CORN SALAD

### LAMBS' LETTUCE or FETTICUS

**Culture**—This excellent hardy salad may be had the year round. Sow in September in drills 8 inches apart, covering seeds lightly, and protect from frost by a light covering of hay or litter. Seed may also be sown in spring.

One ounce will sow 150 feet of drill

**LARGE GREEN CABBAGING**—A quite distinct sort with short, rounded, smooth, almost erect, very green leaves, forming a compact rosette.

**LARGE SEEDED DUTCH**—A vigorous variety; leaves large, round, grayish-green and veined.

## CRESS

### or PEPPER GRASS

**Culture**—The Curled Cress should be sown in the early spring, very thickly in shallow drills, and repeated at frequent intervals for succession, as it soon runs to seed. The Water Cress may be sown in May, on the ground where it is intended to be grown, and the plants transplanted to stand a foot apart.

**EXTRA CURLED, or PEPPERGRASS**—A small curled plant having a fine pungent flavor and used as a salad.

**TRUE WATER CRESS**—For growing along the banks of ponds and streams; wholly unlike Extra Curled. Leaves are quite large and thick.

**UPLAND**—Quite similar to Water Cress in general appearance but adapted to upland growing.



RICE'S EARLY FORTUNE — PRIDE OF THE RICE CUCUMBER FAMILY

## CUCUMBER

**Culture**—For earliest use, sow the seed in the hotbed or greenhouse in February or March, in warm loam, where the temperature is about 90°; cover half an inch deep, and when the plants are of fair size, transplant into hills (made in the greenhouse), four plants in a hill, so that when the weather permits the whole hill can be moved to the open ground by means of tins made for that purpose. Plant for general use in the open ground, about June 1, in hills 6 feet apart each way, and thin to three plants in a hill. Fine old manure (about 6 cords per acre) is sufficient; or, better still, plant on land from which a crop has been taken, and which was heavily manured for that crop.

One ounce will plant 50 hills; 2 pounds will plant an acre.

**BOSTON PICKLING, or GREEN PROLIFIC**—A desirable pickling variety and one of the most productive, with short, thick, smooth, bright green fruit.

**CHICAGO PICKLING, or WESTERFIELD**—A most excellent pickling sort and one of the very best for this purpose. Fruit very uniform and of good color.

**DAVIS' PERFECT**—An extra long, dark green type of White Spine, retaining its color long after being picked. The fruit will average 11 to 12 inches in length and 2½ inches in diameter, smooth and tapering at both ends. A very desirable cucumber, largely grown as a market variety and for greenhouse forcing.

**EARLIEST OF ALL**—One of the very earliest and most desirable of the White Spine type, much in favor in the South for early shipment. Fruit very uniform, about 7 inches long, cylindrical, tapering slightly but

abruptly at both ends; color a good deep green. A fine variety for the home garden.

**EARLY CLUSTER**—Noted for its earliness, and small, short, rather chunky fruit, which is borne in clusters.

**EARLY FORTUNE, RICE'S**—Recommended as one of the best shipping sorts ever introduced, and probably more largely grown for that purpose than any variety. A White Spine type, early, very productive, and nearly disease-resistant. Mature fruits 9 inches long, very uniform, cylindrical, slightly tapering towards the ends; flesh white, very firm and crisp with few seeds. Noted for its rich, very dark green color, which does not fade when shipped to distant markets. (*See illustration*).

**EARLY FRAME, or SHORT GREEN**—A vigorous and productive all-around variety, medium in size and earliness; good for either pickling or slicing.



**LONGFELLOW, RICE'S** — A new and exceptionally fine long, very dark green white spine, resembling a hothouse cucumber even when grown out of doors. Fruits 12 to 14 inches long, solid and crisp, with few seeds; an excellent forcer.

**LONG GREEN, IMPROVED** — A standard late and well-known table variety with long, slender, more or less warty, dark green fruit 14 inches in length. We have a superior strain of this variety.

**NATIONAL PICKLING** — The highest type of pickling cucumber. Used very largely by the pickling industry.

**SNOW'S PERFECTED PICKLE** — A symmetrical, well-formed and productive pickle; early, small, square ended and dark green; desirable as a bottle pickle.

**STAYS GREEN** — A very productive, early, dark green, white spine type; very popular in the South.

**WHITE SPINE, HENDERSON'S PERFECTED** — A very fine type of dark green White Spine. Popular in the South as a shipping variety. Fruits very symmetrical, thick and nearly square ended, about 8 inches long.



A CLUSTER OF RICE'S NATIONAL PICKLING CUCUMBER

**WEST INDIA GHERKIN** — Grown exclusively for pickles; fruit very small, oval, and covered with spines.

**WHITE SPINE, IMPROVED EARLY, or ARLINGTON** — The old standard popular cucumber and a favorite in every garden; fruits about 7 inches long and good for either pickling or slicing.

**WHITE WONDER** — A distinctive variety with fair size, short and rather blocky; ivory-white fruit.

## DANDELION

**Culture** — The Dandelion resembles Endive and affords one of the earliest and most healthful of spring greens. Sow as early as the weather will permit in rows 12 inches apart and thin to 3 inches apart in the rows.

**COMMON, or FRENCH GARDEN** — A selection from and an improvement on the common Dandelion.

**IMPROVED THICK LEAF** — One of the best, forming regular tuft of rather upright growth; blanches readily.



## EGG PLANT

**Culture** — The Egg Plant will thrive in any good garden soil, but will repay good treatment. The seeds should be sown in hotbed or warm greenhouse in March or April, and when about an inch high, potted in 2-inch pots. Plant out about June 1st, 2½ feet apart. If no hotbed is at hand, they can be grown in any light room where the temperature will average 75°.

One ounce for 2,000 plants.

**BLACK BEAUTY** — Earlier and nearly as large as New York Purple. Fruit very dark purple, which color it holds for a long time.

**NEW YORK IMPROVED PURPLE, or SPINELESS** — The favorite market variety. Plant large, spreading and spineless, producing 4 to 6 large oval fruits of dark purple color.

NEW YORK IMPROVED PURPLE SPINELESS

## ENDIVE

**Culture** — Endive is one of the best salads for fall and winter use. Sow for an early supply about the middle of April. As it is used mostly in the fall months, the main sowings are made in June and July. Plant one foot apart each way. When the plant has attained its full size, gather up the leaves and tie them by the tips in a conical form. This excludes the light and air from the inner leaves, which, in the course of from three to six weeks, become blanched.

One ounce will sow 300 feet of drill

**BROAD LEAVED BATAVIAN, or ESCAROLE** — One of the best varieties for salads. Leaves broad, more or less twisted and waved, bright deep green, with a nearly white midrib. Inner leaves form a fair head which blanches a creamy white.

**GREEN CURLED WINTER** — The most hardy and vigorous sort. Leaves bright deep green with the outer

midribs usually showing a trace of rose; readily blanches creamy white.

**MOSS CURLED** — Grows more compact than Green Curled and the medium green leaves are finer cut; leaf stems often tinged purple; blanches creamy white.

**WHITE CURLED** — The divided leaves are a very light yellowish-green color which blanches almost white.

## HERBS

### SWEET, POT and MEDICINAL

**Culture** — The seeds should be sown in spring, in shallow drills, 12 inches apart, and the young plants thinned out or transplanted to about 4 inches. They should be harvested on a dry day, just before the blossom develops, dried quickly and bottled, or closely packed in dry boxes with the air entirely excluded.

**CARAWAY** — Seeds used for flavoring.

**DILL** — Used for flavoring pickles.

**FENNEL, FLORENCE** — A bulb-like vegetable formed above ground at base of leaf-stalk.

**FENNEL, SWEET** — Seeds aromatic.

**MARJORAM, SWEET** — Used as a seasoning.

**SAGE** — A highly aromatic herb; most useful of all.

**SAVORY, SUMMER** — Leaves for flavoring soups.

**SAVORY, WINTER** — Leaves for seasoning.

**THYME** — Used as a seasoning.

## KALE or Borecole

**Culture** — Sow from the middle of April to the beginning of May in prepared beds; transplant in June and treat in the same manner as for cabbage. Of all the cabbage tribe, this is the most tender and delicate, and would be much more extensively grown than it is if its excellent qualities were generally known.

One ounce will produce 3,000 plants

**DWARF CURLED SCOTCH** — A handsome, very finely curled, dwarf spreading variety; foliage long and of an attractive bright green; very hardy.

**DWARF CURLED SCOTCH, BLUE STEM** — A hardy type of Scotch Kale very popular in the Norfolk district, the plants having distinctive blue-green coloring.

**DWARF CURLED SIBERIAN, or GERMAN GREENS** — A most vigorous and spreading variety; leaves are large and rather plain in the center, but cut and frilled at the edges; color is a bluish-green.

**DWARF PURPLE, or BROWN CURLED** — Similar to Dwarf Curled Scotch, excepting in color of foliage, which is a rich purple; very hardy.

**TALL CURLED SCOTCH** — Plants of this variety grow two to three feet in height, bearing long, plume-like, light green leaves which are much cut and deeply curled at the edges; very hardy.

## KOHL RABI

### (TURNIP-ROOTED CABBAGE)

This vegetable, the popularity of which is rapidly increasing, combines the virtues of the turnip and cabbage, but excels both in nutritive, hardy and productive qualities.

**Culture** — The seed may be sown in June, in rows 18 inches apart, and the plants thinned out to 8 or 10 inches in the rows.

One ounce will sow 300 feet of drill.

**EARLY WHITE VIENNA** — Extremely early, with distinctly small tops; bulbs medium size, very light green or nearly white, and of best quality.

**EARLY PURPLE VIENNA** — Early and with small top; bulbs medium size and purple in color; flesh white.

**LARGE GREEN, OR WHITE** — Quite hardy and most productive; grown mostly for stock feeding; bulbs often weigh 8 to 10 pounds and are of a greenish-white color.



WHITE VIENNA



## LEEK

**Culture** — The Leek is very hardy and easily cultivated. It succeeds best in a light but well-enriched soil. Sow as early in the spring as practicable, in drills 1 inch deep and 1 foot apart. When 6 or 8 inches high transplant in rows 10 inches apart each way, as deep as possible, that the neck, being covered, may be blanched.

One ounce will plant 200 feet of drill

**BROAD AMERICAN FLAG** — The favorite gardener's variety; strong growing, broad leaved, and productive.

## LETTUCE

**Culture** — Requires a rich, moist soil, and to be crisp and tender needs to be grown in cool weather. For winter use, sow in hotbeds every two weeks, at the rate of one ounce of seed to four sashes (a sash is 3 feet long by 6 feet wide); cover very lightly and transplant first to 3 inches apart each way, afterward to 8 inches. For garden or field, sow in rows, and cover one-fourth of an inch deep, and thin out to 12 inches apart in the rows. For New England the White-Seeded Tennisball for cultivation under glass, and the Black-Seeded Tennisball for outdoor use, are the standard varieties.

One ounce will sow 100 square feet, or 120 feet of drill

*B. S.* — *Black Seeded.* *W. S.* — *White Seeded.*

### HEADING VARIETIES

**ALL HEART, or SUMMER HEADER (B. S.)** — A splendid lettuce of the Salamander type, and particularly adapted for growing in mid-summer, as it withstands summer heat and will produce large, solid, butter-heads at a time when most varieties fail. A very dependable sort and recommended for either market or home garden.

**BIG BOSTON SELECTED (W. S.)** — Undoubtedly the most popular head lettuce and more largely grown in a commercial way than other varieties; useful for cold frame forcing as well as for garden culture. Heads are large and compact, with broad, almost smooth leaves, slightly waved at the edge; color light green, slightly tinged reddish-brown; the solid heart is greenish-white, tinged yellow.

**CALIFORNIA CREAM BUTTER (B. S.)** — A fine, firm globular variety with glossy green-brown tinged leaves and golden yellow heart. Excellent quality.


**CRISP AS ICE (B. S.)** — A slightly elongated, compact heading variety with thick, stiff leaves, variegated dark brown and green.

**HANSON IMPROVED (W. S.)** — An old, reliable, sure-heading sort, with large globular heads which withstand the hot season better than most varieties.

**SALAMANDER (B. S.)** — One of the most popular American varieties. Heads of medium size, very solid, compact, and globular in form; leaves straight on the edges, but crumpled; color medium green; quality fine. Salamander succeeds under most trying weather conditions where most varieties fail. Quite identical with Black Seeded Tennisball.

**TENNISBALL, BLACK SEEDED (B. S.)** — A very reliable, adaptable, sure heading sort, with globular, firm and well-blanched heads. Quality the best.

**WHITE BOSTON (W. S.)** — Of the cabbage butter-head type. This produces a tight, light green solid head and is quite resistant to tip burn.

WHITE BOSTON 

**HENDERSON'S NEW YORK CABBAGE, or WONDERFUL (W. S.)** — A late, large, globular heading variety; one of the best and most popular sorts to grow for market. Grown largely in California and the West as "Los Angeles."

**ICEBERG (W. S.)** — This variety is very popular for the home garden and nearby market but is too brittle for shipping. The outer leaves are medium green with brown tracing on the border; heads very firm, hard and well blanched.

**MAY KING (W. S.)** — A handsome, small, extremely early, compact heading variety, well adapted to the private garden or for market; outer leaves yellowish-green, edges tinged reddish-brown. The heart blanches rich golden yellow. Quality fine.

**NEW YORK No. 12 (W. S.)** — An exceptionally fine selection from Henderson's New York. Very large light colored heads which, under favorable conditions, become very solid. May be successfully grown along Atlantic Coast and Eastern portions of the U. S. as it is recommended for mid-summer use.



## LOOSE LEAF VARIETIES

**GRAND RAPIDS, SELECTED (B. S.)** — As a greenhouse forcing variety the Grand Rapids undoubtedly stands at the head of the list, being of rapid growth, hardy, and remaining in condition several days after cutting; also succeeds well in the North for early planting outside. The leaves are excessively blistered and crumpled, and the border heavily fringed; color beautiful attractive bright green. Our seed stock of this variety is recognized as a standard of excellence.

**PRIZE HEAD EARLY (W. S.)** — A crisp and tender loose-leaved, non-heading sort; very popular for private gardens; leaves much curled, light brown in color.

**SIMPSON BLACK SEEDED (B. S.)** — One of the best and most popular large, early, loose-heading varieties, succeeding everywhere, and always dependable; leaves are broad, much crumpled and frilled.

**SIMPSON EARLY CURLED (W. S.)** — A leading early, loose-heading variety of fair size; leaves broad and crumpled.

**CHICKEN LETTUCE (W. S.)** — Grown exclusively for poultry feeding. A tall-growing leafy variety which produces a fine lot of green food.



GRAND RAPIDS

## ROMAINE, COS, or CELERY

**WHITE PARIS (W. S.)** — Has smooth, long, narrow, upright leaves; blanches nicely when tied up, making a firm, loaf-shaped head; quality fine.

# MANGEL - WURZEL

**Culture** — The following varieties are extensively grown for feeding stock and are excellent food to increase the flow of milk. As they grow much larger than the varieties cultivated for table use, they require more room, and should be sown in drills about 2 feet apart. The seeds should be dropped about 2 inches apart in the drills, and when strong enough, thinned out to 12 to 15 inches in the row. The long varieties are best suited to a deep soil, the globe sorts succeeding better on sandy soil.

**Six pounds of seeds will sow an acre**

**GIANT HALF SUGAR ROSE, or FEEDING SUGAR** — A most valuable, large yielding variety for feeding; roots oval shaped; skin rose colored; flesh white. Has a larger sugar content and feeding value than most beets of its class.

**GIANT SLUDSTRUP, or YELLOW INTERMEDIATE** — A long, reddish-yellow, ovoid root, growing more than half above ground and is easily harvested. By analysis far excels any other variety in weight and feeding value.

**GOLDEN TANKARD** — A very popular, large, heavy-yielding variety with nearly cylindrical orange-yellow roots.

**LONG RED MAMMOTH PRIZE** — An old, popular sort, attaining a large size; roots nearly cylindrical in shape.

# MUSTARD

**FLORIDA BROAD LEAF** — Large thick oval-shaped leaves with white mid-rib.

**FORDHOOK FANCY** — A handsome, vigorous growing, mild variety, standing a long time before going to seed. Leaves dark green, beautifully curled and fringed. Fine for salads and garnishings.

**MUSTARD SPINACH or TENDERGREEN** — Produces large rosettes of thick, tender, dark green leaves.

**NEW CHINESE** — Leaves light green, much crumpled, and of sweetly pungent flavor.

**SOUTHERN GIANT CURLED** — Upright, spreading growth; leaves large, light green with tinge of yellow, much crumpled and frilled at edges. The popular market variety in the South.

**WHITE LONDON** — Plant of rapid upright growth, soon going to seed; leaves are rather small and smooth, deeply cut or divided; color deep green; seed large, light yellow.

# MUSKMELON

## or CANTALOUPE

**Culture** — A rich, deep sandy loam, well worked and highly manured with old rotten compost, is of the first importance. Plant when all danger of frost is over, in hills 5 to 6 feet apart each way; scatter a dozen seeds to a hill, and after they are out of danger from bugs, thin to three or four plants. When they have four or five rough leaves pinch off the end of the main shoot, which will cause the lateral branches to put forth sooner. This will strengthen the growth of the vines, and the fruit will come earlier to maturity.

One ounce will plant about 80 hills; 3 pounds to one acre in hills

### GREEN FLESHED

**EXTRA EARLY KNIGHT** — The earliest high quality melon and especially adapted for growing in the far North. A medium sized variety with oblong fruit distinctly ribbed and well covered with a close gray netting; skin deep green, turning to golden at maturity; flesh fairly thick, exceedingly sweet, and of a bright green color. Worthy of a place in every garden.

**GOLDEN HONEYMOON, NEW** — A great improvement over the original Honey Dew. Fruits very attractive. The skin has a rich velvety, golden color, which sells the melon on sight. Earlier than Honey Dew by two weeks and slightly smaller in size, it should be grown successfully in the East. Vines said to be disease resistant. Very productive, flesh green, ripens clear to the rind, and is very sweet. We consider it a valuable addition to the melon list. Our melon expert, Mr. George H. Nieman, paid the originator \$1,000.00 for the first original half acre so that we own and control all of the originator's stock seed.

**HACKENSACK, EXTRA EARLY IMPROVED** — A selection from the old Hackensack, maturing from a week to ten days earlier. Somewhat smaller and not so deeply ribbed, but otherwise similar to the old type. Fruit large, round, flattened at the ends, deeply and irregularly ribbed, coarsely and heavily netted; flesh green, thick and of fine quality.

**HONEY DEW, or ANTIBES** — Fruit large, oval in form, with a smooth, hard, lemon-tinted shell, without ribbing or netting; flesh light emerald-green.

**OHIO SUGAR** — Similar to Tip-Top in size and form but with a green rather than a salmon flesh.

**ROCKY FORD** — Fruit is small, almost round, having no ribs and densely covered with a heavy, hard, gray netting; flesh thick and deep green, showing a faint lining of pink at the center. A high quality shipping melon.

### SALMON FLESHED

**BANANA CANTALOUPE** — Shaped as name indicates and growing about 2½ feet long; flesh deep salmon colored.

**BENDER'S SURPRISE** — A very popular, adaptable variety of the Surprise type, being a close kin of Iron-dequoit and Tip-Top, but with a quality far superior. It is more oblong, more full and rounded at the ends. The skin when ripe is light greenish-yellow; flesh a very deep salmon. While originally grown only in the market districts of Northern New York, it is now one of the leading melons in Canada and successfully grown in a large way as far north as Minneapolis. Strongly recommended for either home or market garden.

**DELICIOUS** — Best described as an early strain of the famous Bender melon and while a trifle smaller in size, possesses all the good qualities of its parent. Not to be confused with a green-fleshed variety bearing a similar name. Popular for home markets.



DELICIOUS

**EMERALD GEM** — Unquestionably one of the best and earliest melons for home garden and local markets and in our opinion the best for quality; of medium size, a flattened globe in form, irregularly and distinctly ribbed and lightly netted; color deep emerald green; flesh very thick, sweet and of rich salmon color; seed cavity exceedingly small.

**EXTRA EARLY OSAGE** — Quite similar to the old type Osage. Of the same high quality although about a week earlier.

**FORDHOOK** — A medium sized melon, round, much flattened at the ends, ribbed and fairly netted; skin deep emerald-green; flesh orange-yellow; quality fine.

**HALE'S BEST** — Decidedly the earliest of the Rocky Ford type of shipping melons. These average as large of any of this class of melons and have a sweet, sugary, salmon flesh.


**HEARTS OF GOLD** — An improved type of the Hoodoo, being somewhat larger and slightly more oblong. A most excellent, small, mid-season variety. Fruit round, with tendency to heart-shape, distinctly ribbed and densely covered with a fine gray netting. Flesh very thick, of splendid quality and rich orange color; ripens thoroughly to the rind and has a very small seed cavity.

**HONEY ROCK, or SUGAR ROCK** — A new melon originating in Indiana and acquiring immediate popularity on account of high quality. Of medium size, with a gray-green skin moderately covered with a heavy, coarse netting; rich salmon flesh.

**LAKE CHAMPLAIN** — A very early, small, salmon-fleshed melon of high quality.

**MILWAUKEE MARKET** — A variety very popular in Chicago and Milwaukee markets. Of Surprise parentage, and close kin to Bender's Surprise, although earlier and somewhat smaller. Fruit nearly round, lightly ribbed and fairly netted; flesh salmon color.

**OSAGE, or MILLER'S CREAM** — A rather large, main crop, oval melon of very superior quality; fruit dark green, slightly ribbed, and well covered with a shallow gray netting; flesh rich orange-salmon, exceedingly thick, with a small seed cavity.



RICE'S ORANGE FLESH

**PERFECTO, SALMON TINT, NEW, or EDWARDS' PERFECTO** — A very superior type of the Rocky Ford melon, having a deeply tinted salmon flesh and exceedingly small seed cell, a firm, hard, gray netting, and excellent shipping qualities.

**RICE'S ORANGE FLESH** — The last word in a Rocky Ford shipping melon, having a rich orange flesh throughout and with the smallest seed cell. Is very productive and quite disease resistant. This melon has brought the highest price in every market for several seasons.

**TIP-TOP** — In shape varies from round to slightly oblong; rather large in size and late in maturing. Skin pale green, distinctly ribbed and lightly netted; flesh rich deep salmon, sweet and spicy.

## WATERMELON

**Culture** — Watermelons are cultivated in hills, which should be 6 to 8 feet apart each way, and composed of light, moderately rich soil. The hills should be dug about 2 feet square, 18 inches deep, and half filled with well-rotted manure, which must be thoroughly incorporated with the soil. Plant in May, ten seeds to a hill, and when the plants are well up, thin out to three. Cultivate until vines cover ground, and pinch ends of growing shoots to induce early fruiting.

One ounce will plant 25 hills—5 pounds per acre

**CITRON, RED SEEDED** — The old, well-known, red-seeded preserving melon.

**FLORIDA FAVORITE** — An old, well-known, fairly early variety, of excellent quality.

**GEORGIA RATTLESNAKE, or STRIPED GYPSY** — A very attractive, fine shipping melon; large and oblong in form; color light green, much mottled, and striped dark green.

**HARRIS' EARLIEST** — A medium-sized, extra early melon, quite identical with Cole's Early.

**KLECKLEY'S SWEETS, or MONTE CRISTO** — One of the best and sweetest medium early sorts for the home garden or local markets. Fairly large in size, oblong, tapering slightly towards the stem end; rind very dark green with rich red flesh.

**PEERLESS, or ICE CREAM** — A fine early, medium-sized melon; one of the best for home gardens. Short oblong in form, light green, mottled a darker shade.

**STONE MOUNTAIN** — A very large, nearly round or "blocky" melon of high quality. Rind fairly tough, dark green; flesh sweet, rich scarlet, with few seeds; very prolific.

**SWEETHEART** — A medium early melon of large size and a fair shipper. Semi-oblong in form; color very light green, slightly veined a darker shade.

**TOM WATSON** — The best shipping melon and more largely grown for that purpose than any other sort. Fruits large and long in shape, colored a medium green with a light tracing of a darker shade; flesh rich red and of fine quality. We have an especially fine stock of this melon which shows no tendency to "white hearts."

**WONDERMELON** — An improved strain of Kleckley's Sweets, being white seeded and of better form; very popular in the South.

# OKRA

## or GUMBO

This is an annual from the West Indies, cultivated for its green seed pods, which are used in soups or stewed and served like asparagus. It is highly esteemed in the South for making gumbo soup. The pods, when young and tender, should be sliced in sections, strung on a thread and hung in the shade to cure, like dried apples; can be used for soup at any time.

**Culture**—Sow the seed thinly in dry, warm soil, in shallow drills 2 feet apart. After the plants are up, thin them out to 9 inches apart; hoe frequently, and draw a little earth to the stems as they grow. Gather the pods when quite green and about 1½ inches long.

One and one-half ounces will plant 100 feet of drill

**EARLY DWARF LONG POD**—Similar in habit of growth to Dwarf Prolific, but with long, fluted, dark green pods.

**EXTRA EARLY DWARF PROLIFIC**—A very early maturing productive variety and more dwarf in growth than other sorts. Pods short; deep green in color.

**PERKINS' MAMMOTH, or LONG GREEN**—Grows about 3 feet high, very early and productive; pods deep green, very long and slender. Most desirable variety for home gardens and market.

**WHITE VELVET**—A tall growing early and productive sort. Pods long, white, smooth and tender.

# ONIONS

**Culture**—The onion thrives best in a rather deep, rich, loamy soil, and unlike most vegetables, succeeds well when cultivated on the same ground for successive years. The best culture requires that the ground should be deeply trenched and manured the previous autumn, and laid up in ridges during the winter to pulverize. As early in the spring as the ground is in working order, commence operations by leveling the ground with a rake and tread it firmly, sow thinly in drills about one-fourth of an inch deep, one foot apart; cover with fine soil, and press down with the back of a spade or a light roller. When the young plants are strong enough thin gradually so that they stand three or four inches apart. Keep the surface of the ground open and free from weeds by frequent hoeing, taking care not to stir the soil too deeply or to collect it about the growing bulbs.

One ounce will plant 200 feet of drill —  
four pounds in drills for an acre

For sets from 50 to 60 lbs. should be sown to acre, according to richness of the soil

## RED VARIETIES

**LARGE RED WETHERSFIELD**—One of the oldest and best known American types of onion. Large, rather flat, deep purplish red in color; excellent keeping sort.

**SOUTHPORT LARGE RED GLOBE**—The finest type and most popular of the red onions. The bulbs are distinctly globe-shaped, with a small neck, and are excellent keepers; color a deep purplish red. We have an unequalled strain of this variety and sell annually thousands of pounds in the large commercial onion-growing districts.

## YELLOW VARIETIES

**AILSA CRAIG**—An exhibition variety of large size, specimens having been grown to weigh over 3 pounds each; bulbs oval-shaped with pale straw-colored skin; exceptionally mild.

**BERMUDA**—Produces large flat straw-white onions.

**EBENEZER**—A popular variety for producing onion sets. Color yellowish-brown, very firm and hard.

SOUTHPORT GLOBES



**OHIO YELLOW GLOBE**—With the exception that it is distinctly flat bottomed, it resembles Southport Yellow Globe in every respect. Michigan Yellow Globe is practically the same.

**PRIZETAKER**—For the home garden this is one of the best, mildest and surest to grow from seed. Bulbs are globe-shaped and of light straw color.

**SOUTHPORT YELLOW GLOBE**—The most largely grown yellow market onion and the most profitable. The bulbs are a true deep globe, having a small neck and a heavy, thick skin which makes it an excellent storage sort; the color is a deep yellow or golden brown, quite distinct from most stocks of this variety; the flesh is white, crisp and mild in flavor.

**SWEET SPANISH, RIVERSIDE STRAIN**—This is the best strain of all the so-called Spanish types. The large bulbs with a coppery colored skin have mild white flesh and are of very delicate flavor. It has been developed into quite a good keeper.

**YELLOW DANVERS, ROUND**—More flat in form than Globe Danvers, but in other ways quite similar.

**YELLOW GLOBE DANVERS (Our Finest Strain)**—A very popular, dependable variety and, while not so "globy" as the Southport type, is still popular in many markets and is an exceptional keeper.

## PARSLEY

**Culture**—Parsley succeeds best in rich, mellow soil. As the seed germinates very slowly, it should be sown early in the spring, previously soaking the seed for a few hours in tepid water. Sow thickly in rows a foot apart and half an inch deep. For winter use, protect in a frame or light cellar.

One ounce for 150 ft. of drill

**CHAMPION MOSS CURLLED**—The leaves are a uniform deep green color, very finely cut and so closely curled as to resemble bunches of moss. One of the most useful and decorative sorts.

**FINE DOUBLE CURLLED**—Standard dwarf variety with finely crimped leaves.

**LARGE ROOTED HAMBURG, or HEIMISHE**—The edible roots of this variety resemble a small, thick parsnip in shape and color, and are extensively used for flavoring soups.

**PLAIN**—Leaves are flat, deeply cut, but not curled, and very dark green in color.

## WHITE VARIETIES

**BERMUDA CRYSTAL WAX**—A pure white, flat onion largely grown in Texas for Northern markets.

**SOUTHPORT WHITE GLOBE**—Of the true Southport Globe form with a thin, delicate skin of purest paper whiteness; flesh is very crisp, fine grained, snowy white in color, and exceedingly mild; usually commands the highest price in market.

**WHITE PORTUGAL, or SILVERSKIN**—This variety is very extensively grown for onion sets and used largely as a pickling and bunching onion; bulbs are large, flat, fine grained, mild and pleasant in flavor.

## IMPORTED VARIETIES

**WHITE BARLETTA**—One of the earliest, most handsome and smallest of the white pickling onions; makes a good bunching sort.

**WHITE LISBON**—Grown largely as a bunching onion; the small white bulbs seldom over 2 in. in diameter.

**WHITE QUEEN**—A rapid growing, small, flat, white onion, used extensively for sets, pickling and bunching.

**WHITE WELSH**—Forms no bulbs but is one of the best as a bunching onion. Of rapid growth, quite hardy and mild in flavor.


## ONION SETS

We can supply **RED, WHITE, YELLOW EBENEZER** or **JAPANESE ONION SETS** from seed, and **POTATO ONION SETS**. Ask your dealer for prices.

## PARSNIP

**Culture**—Sow as early in the spring as the weather will permit, in drills 15 inches apart, covering half an inch deep. When well up, thin out to 5 or 6 inches apart in the rows. Unlike carrots, they are improved by frost, and it is usual to take up in the fall a certain quantity for winter use, leaving the balance in the ground till spring, to be dug as required.

One ounce for 200 feet of drill; 5 to 6 pounds in drills for an acre



HOLLOW CROWNED PARSNIP

**GUERNSEY**—Our stock of this variety is not quite so long as Hollow Crowned, but of greater diameter.

**HOLLOW CROWNED, or LARGE SUGAR**—Better known and more generally grown than any other sort. Roots large, smooth, tender and sugary, 15 inches in length by 3 inches in diameter at crown.



# PEAS

**Culture**—Our trials of Peas enable us to discard inferior sorts and to offer only the best varieties. Peas come earliest to maturity in light, rich soil. For general crop, a deep loam or a soil strongly inclining to clay is best. For early crop, decomposed leaves or leaf mold should be used; or, if the soil is very poor, strong manure may be used. For general crop, a good dressing should be applied, and for the dwarf-growing kinds the soil can hardly be too rich. When grown as a market crop, peas are never staked; for private use they are generally sown in double rows, and the tall varieties staked up by brush. For an early crop sow as soon as the ground can be worked, and make repeated sowings every two weeks for succession.

One quart for 75 feet of drill; 2 to 3 bushels in drills for an acre.

All marked thus (\*) are wrinkled varieties.

## EXTRA EARLY AND EARLY — DWARF VARIETIES

\***BLISS' AMERICAN WONDER**—An old standard, very dwarf, extra early sweet pea; growing about one foot high.

\***HUNDREDFOLD**—A wonderful pea of English origin, on the order of Laxtonian. Pods nearly as large as Telephone, on a vine only 16 inches high. This pea is grown extensively as a market garden sort and is equally adapted to the home garden. The pods are nearly 4½ inches long, broad, pointed, and well filled with 8 or 9 large, delicious, sweet peas.

\***LAXTONIAN**—A large podded dwarf variety, on the order of Gradus, with equally large pods and growing only 16 inches in height.

\***LAXTON'S PROGRESS**—Where a dwarf pea with large pods is desired this variety will please the most critical gardener. The dark green pods are as large as Telephone, while the vine seldom exceeds 1½ feet in height. Peas excellent, sweet and tender.

**LAXTON'S SUPERB**—A hardy, semi-wrinkled, blue-seeded, extra early variety, growing 22 to 24 inches in height, with dark green 4-inch, semi-broad, pointed pods; of fair quality. Desirable as a gardener's first crop pea, standing very early planting.

\***LITTLE GEM, PREMIUM**—An improved, more dwarf strain of McLean's Little Gem. Height 1½ feet. Foliage dark green; pods light green, 3 inches long, round, square ended, and well filled with 6 to 8 light green peas of good quality; very productive.

\***RICE'S LITTLE GIANT**—Best described as a dark podded Sutton's Excelsior. One of the finest of the large podded, early dwarf varieties, growing about 14 inches in height and of highest quality; recommended for either private or market garden.

\***NOTT'S EXCELSIOR**—An old, standard, extra early dwarf pea, producing an abundance of well-filled pods.

\***SUTTON'S EXCELSIOR**—A decided improvement on Nott's Excelsior, with larger pods and greater productivity; height about 16 inches; quality the best.



RICE'S LITTLE GIANT

\***LITTLE MARVEL**—An exceptionally productive, early, high quality variety for the home garden. The vines are about 14 inches in height, sturdy and loaded with long, straight pods nearly 4 inches in length. This pea is rapidly superseding many of the older varieties for home culture and is worthy a place in every garden.

**Rice's Peas** are grown in the best localities known for production of fine pea seeds, and the growing crops are always under direct supervision of experienced field men.

Better pea seed is not produced, so we feel sure you will find **RICE'S Peas** well worth the price asked.

**Fresh Peas** are one of the most palatable of all early summer vegetables and if successive plantings are made it is easy to have the family table supplied until early fall.

## EXTRA EARLY AND EARLY VARIETIES — NOT DWARF



WORLD'S RECORD

## SECOND EARLY AND MAIN CROP VARIETIES

\***ALDERMAN** — Undoubtedly the best of the dark-podded Telephone type of peas and now more largely grown for either market or home garden than any of the tall-growing main crop varieties. Vines strong and sturdy, nearly 4 feet in height, and loaded with mammoth dark green pods nearly 5 inches in length, very broad, straight, pointed, and well filled with large sweet peas of highest quality.

\***BLISS EVERBEARING** — An old standard late main crop variety, maturing with Telephone.

\***CHAMPION OF ENGLAND** — One of the oldest and best known varieties; vine 4 feet in height with large pods well filled with peas of highest quality.

\***DWARF CHAMPION, RICE'S IMPROVED** — A fine main crop variety of the best quality. Vines are about 2½ feet in height and well filled with large pods.

\***DWARF TELEPHONE, or CARTER'S DAISY** — A standard main crop variety popular with market gardeners. Vine and foliage exceptionally stout, medium green in color; height 2 feet; pods medium green, 4 inches long, broad, straight and pointed, containing 7 to 8 bright green peas of high quality; fairly productive.

**MARROWFAT, LARGE WHITE** — Quite similar to the Black-Eyed variety except the seed is entirely white.

\***ONWARD** — One of the finest English peas of recent introduction. Grows about three feet in height, having heavy dark green foliage and mid-season in maturity; pods 4 inches long, broad, dark green in color, and of excellent quality. One of the most productive sorts and should prove more profitable than the Telephone types.

**ALASKA** — A well-known, hardy, very early variety: popular with gardeners as a first early pea.

\***GRADUS, or PROSPERITY** — A standard early, large podded variety, very popular with private and market gardeners; vine about 2½ feet in height, stout and heavy, producing large, well-filled, pointed pods.

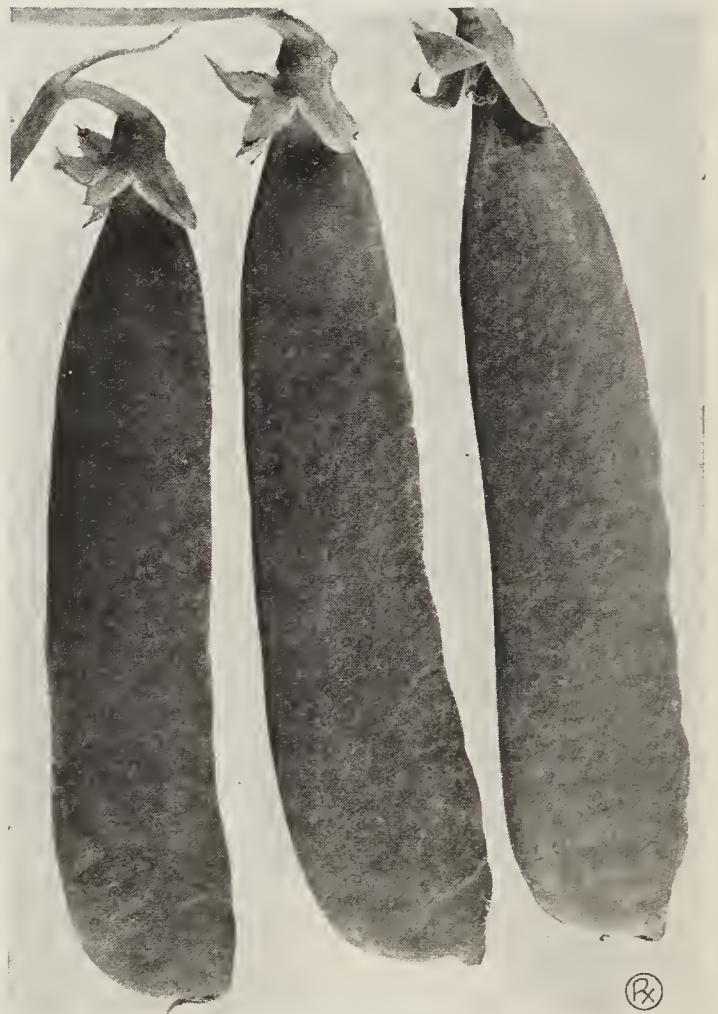
**MAMMOTH PODDED EXTRA EARLY** — An outstandingly fine large-podded extra early pea for the market gardening trade. Although coming in almost with the first earlies, it has pods nearly four inches long of an attractive dark green color on a 2½-foot sturdy vine. Well worthy a trial in any garden.

**PILOT, IMPROVED** — Very popular with market gardeners, because of its hardiness and productiveness. Follows in season closely after RICE'S Extra Early and produces an abundance of dark green 4-inch pods.

**RICE'S EXTRA EARLY (First and Best)** — Our finest, earliest selected strain of extra early peas, growing about 2 feet in height, with a profusion of pods.

\***THOMAS LAXTON** — The favorite large-podded market gardeners' variety and probably more generally grown for market purposes than any other sort. Vines 2½ feet in height, bearing numerous well-filled pods 3½ inches long, nearly round, square ended and of high quality. Noted for its productiveness and dependability.

\***WORLD'S RECORD** — An improved type of Gradus, which it resembles in many ways; might well be considered an improvement on that sort, being slightly earlier, more productive and true to a fixed type. Grows about 2 feet in height, with large, dark green pods nearly 4 inches in length, broad, pointed, and always well filled with large, sweet peas of splendid quality. An excellent, profitable sort for home or market garden.



ONWARD

**\*PRINCE EDWARD**—One of the best and most productive of the large, dark-podded Telephone types; pods are uniformly large and well filled.

**\*STRATAGEM, IMPROVED**—A well-known old favorite sort, growing 2 feet in height, with a stout, dark green vine, producing long, pointed, dark green pods.

**\*SUGAR, DWARF GRAY SEEDED (Edible Pods)**—A purple-blossomed variety, quite like Tall Gray, but earlier and more dwarf.

**SUGAR, DWARF WHITE (Edible Pods)** — Compared with Mammoth Melting Sugar is earlier and with a less broad pod.

**\*SUGAR, GIANT LUSCIOUS**—Considered one of the best of the large-podded sugar varieties.

**SUGAR, MAMMOTH MELTING, or TALL WHITE SUGAR (Edible Pods)** —The most popular and largest of the edible podded varieties. The sugar peas are not shelled like ordinary varieties, but the pods are gathered when the seed is partially developed and used in the same manner as snap beans. They have a rich, sugary flavor.

**\*TELEPHONE**—An old favorite standard high quality variety, but is being largely supplanted by dark podded types.



RICE'S PEAS ARE TRIPLE ROGUED, TO INSURE OUR CUSTOMERS THE FINEST STOCKS

**REFERENCE TABLE**

Quantity of Seed Requisite to Produce a Given Number of Plants and Sow an Acre

	Quantity per Acre		Quantity per Acre		Quantity per Acre
Asparagus, 1 oz. to 800 plants	1 lb.	Cucumber, 1 oz. to 50 hills	2 lbs.	Parsnip	5 to 6 lbs.
Beans, Dwarf	60 lbs.	Egg Plant, 1 oz. to 2,000 plants	4 ozs.	1 oz. to 200 ft. of drill	
1 lb. to 100 ft. of drill		Endive, 1 oz. to 300 ft. of drill	4½ lbs.	Peas, Garden	150 lbs.
Beans, Pole, 1 lb. to 100 hills	30 lbs.	Grass, RICE'S Best Mixed Lawn	60 lbs.	1 lb. to 100 ft. of drill	
Beet, Garden	5 to 6 lbs.	Grass, Red Top, Fancy Clean	8 to 10 lbs.	Peas, Field	120 lbs.
1 oz. to 50 ft. of drill		Kale, 1 oz. to 3,000 plants	4 ozs.	Pepper, 1 oz. to 1,500 plants	3 ozs.
Beet, Mangel	6 lbs.	Kohl Rabi, 1 oz. to 300 ft. of drill	4 lbs.	Pumpkin, 1 lb. to 250 hills	3 to 4 lbs.
1 oz. to 50 ft. of drill		Leek, 1 oz. to 200 ft. of drill	4 lbs.	Radish	8 to 10 lbs.
Broccoli, 1 oz. to 3,000 plants	4 ozs.	Lettuce, 1 oz. to 120 ft. of drill	3 lbs.	1 oz. to 100 ft. of drill	
Brussels Sprouts	4 ozs.	Muskmelon, 1 oz. to 80 hills	3 lbs.	Salsify, 1 oz. to 150 ft. of drill	8 lbs.
1 oz. to 3,000 plants		Watermelon, 1 oz. to 25 hills	5 lbs.	Spinach	10 to 12 lbs.
Cabbage, 1 oz. to 3,000 plants	4 ozs.	Nasturtium, 1 oz. to 50 ft. of drill	15 lbs.	1 oz. to 100 ft. of drill	
Carrot, 1 oz. to 100 ft. of drill	3 lbs.	Okra, 1½ ozs. to 100 ft. of drill	8 lbs.	Summer Savory	¾ lb.
Cauliflower, 1 oz. to 3,000 plants	4 ozs.	Onion Seed	4 lbs.	1 packet to 100 ft. of drill	
Celery, 1 oz. to 7,000 plants	4 ozs.	1 oz. to 200 feet of drill		Squash, Summer, 1 oz. to 50 hills	3 lbs.
Clover, White	6 lbs.	For Sets	50 to 60 lbs.	Squash, Winter, 1 oz. to 25 hills	4 lbs.
Collards, 1 oz. to 3,000 plants	4 ozs.	Onion Sets	250 lbs.	Tomato, 1 oz. to 2,500 plants	2 oz.
Corn, Sweet, ¼ lb. to 100 hills	12 lbs.	1 lb. to 100 ft. of drill		Tobacco, 1 oz. to 5,000 plants	2 oz.
Cress, ½ oz. to 100 ft. of drill	10 lbs.	Parsley, 1 oz. to 150 ft. of drill	3 lbs.	Turnip, 1 oz. to 250 ft. of drill	1½ lbs.

**NUMBER OF PLANTS TO THE ACRE AT GIVEN DISTANCES**

Distance Apart	No. of Plants	Distance Apart	No. of Plants	Distance Apart	No. of Plants	Distance Apart	No. of Plants	Distance Apart	No. of Plants
12 x 1 in	522,720	24 x 1 in	261,360	36 x 3 in	53,030	48 x 24 in	5,445	10 x 1 ft	4,356
12 x 3 in	174,240	24 x 18 in	15,520	36 x 12 in	14,520	48 x 30 in	4,356	10 x 6 ft	726
12 x 12 in	43,560	24 x 24 in	10,390	36 x 18 in	9,680	48 x 36 in	3,630	10 x 10 ft	435
16 x 1 in	392,040	30 x 1 in	209,088	36 x 24 in	7,260	48 x 48 in	2,723	12 x 1 ft	3,630
18 x 1 in	343,430	30 x 6 in	34,848	36 x 36 in	4,340	60 x 36 in	2,901	12 x 5 ft	736
18 x 3 in	116,160	30 x 12 in	17,424	42 x 12 in	12,446	60 x 48 in	2,178	12 x 12 ft	302
18 x 12 in	29,040	30 x 16 in	13,068	42 x 24 in	6,223	60 x 60 in	1,743	16 x 1 ft	2,722
18 x 18 in	19,360	30 x 20 in	10,454	42 x 36 in	4,113	8 x 1 ft	5,445	16 x 16 ft	170
20 x 1 in	313,635	30 x 24 in	8,712	48 x 12 in	10,890	8 x 3 ft	1,815		
20 x 20 in	15,681	30 x 30 in	6,970	48 x 18 in	7,790	8 x 8 ft	680		

**BUY RICE'S SEEDS OF YOUR LOCAL DEALER AND SAVE MONEY  
YOU CANNOT BUY BETTER OR MORE DEPENDABLE SEEDS AT ANY PRICE**

# PEPPER

**Culture** — The hot varieties are useful in mixed pickles, while the larger fruited sorts are used in many ways. Sow in hotbeds early in April and transplant to the open ground when weather is favorable. They should be planted in warm, mellow soil, in rows 18 inches apart. They may also be sown in the open ground when danger of frost is past.

One ounce will produce 1,500 plants

## SWEET VARIETIES

**CALIFORNIA WONDER** — Outstandingly the best large sweet pepper of today. Similar in growth to the well-known Chinese Giant, but more productive. Fruit is large, blocky in form, and has extremely thick walls.

**CHINESE GIANT** — One of the very largest of the mild red peppers and quite distinct in its short, blocky, almost square form. The fruit when ripe is a brilliant glossy scarlet.

**EARLY GIANT** — *The earliest, most productive large pepper.* Plant dwarf and compact, often bearing 12 large peppers 5 inches long by 3½ inches in diameter. Fruit deep green in color, becoming crimson at maturity; very mild and sweet. One of the very best varieties we know.

**HARRIS' EARLIEST** — The earliest of the sweet peppers. Plant growth dwarf and compact, producing an abundance of fair-sized, bull-nosed type fruit.

**MAMMOTH GOLDEN QUEEN** — The largest of the sweet yellow peppers, resembling Ruby King in size and form.

**NEAPOLITAN** — One of the very earliest and most productive large varieties; fruit of upright growth, sweet and very mild.

**WORLDBEATER** — An exceptionally fine variety and one of the very largest, being a cross between Chinese Giant and Ruby King, having the form and earliness of the latter with the size of the former. The handsome fruits are 4 lobed, 5 inches in length by 3½ inches in diameter, with a very mild, thick flesh. An exceedingly productive variety and grown extensively in the South for shipping.

## HOT VARIETIES

**HUNGARIAN YELLOW** — Fruit very pungent, six inches in length, tapering to a curved point; waxy yellow in color turning crimson at maturity.

**LARGE BELL, or BULL NOSE** — An old, standard, early variety, popular as a pickling sort; mild and sweet.

**LONG RED CAYENNE** — The 5-inch fruits are bright red, hot and pungent.

**LONG THICK RED** — Known as "Finger Pepper" by the Italians. On the order of Cayenne but of greater diameter and thicker flesh; very early, prolific, hot and pungent.

**RED CHILI** — An exceedingly prolific, very hot variety, used for pepper sauce; fruits about 1½ inches long.



CALIFORNIA WONDER

**PIMENTO** — A very thick fleshed, heart-shaped, mild, smooth, crimson variety, much used for salads.

**RUBY KING** — One of the most profitable and satisfactory varieties for the home or market garden; early and productive; fruits of large size, mild and sweet.



EARLY GIANT

## TASTY DISHES FROM GARDEN VEGETABLES

### Candied Squash

1 small Hubbard squash  
1 cup sugar  
¼ cup butter  
½ teaspoon salt  
1 cup water

Wash the squash and cut into suitable pieces for serving, about 3 x 4 inches, removing the seeds and membrane. Make a thin syrup of the sugar, butter, salt and

water. Pour into a large shallow baking pan. Arrange the piece of squash, yellow side down, in the pan. Bake in moderate oven (350 to 375° F.) until the squash is very tender. It may also be cooked slowly on top of the stove if tightly covered and in a heavy pan. Serve the pieces with any syrup that remains, placed in the center of each piece. Serves six.

### Baked Table Queen Squash

Remove tops. Take out seeds. Brush inside and out with melted butter, sprinkle inside with salt, and replace tops. Bake one hour or until tender in moderate oven (350 deg. F.). Season with salt, pepper, butter, and if desired ¼ teaspoon sugar. Serve in the shell, one squash to person.

# PUMPKIN

**Culture** — The common practice is to drop two or three seeds in every third or fourth hill in the cornfield, but if cultivated on a large scale the seed may be sown in hills 8 feet apart each way, 4 plants to each hill, and otherwise treated in the same manner as recommended for melons or cucumbers.

One pound will plant 250 hills



KENTUCKY FIELD OR LARGE CHEESE

**KENTUCKY FIELD, or LARGE CHEESE** — Largely grown in the Central and Southern States for canning; fruits large, round and flattened, creamy buff in color; flesh yellow, very deep and of fine quality.

**KING OF THE MAMMOTHS, or POTIRON** — The giant among pumpkins; exhibition specimens have been grown to weigh 250 pounds.

**SWEET OR SUGAR, or NEW ENGLAND PIE** — A rather small variety, looking not unlike a miniature Connecticut Field; one of the very best for pies and growing in the home garden. Fruit round, flattened at the ends and slightly ribbed; both skin and flesh of deep orange yellow color. The flesh is exceedingly thick and of high quality.

**TENNESSEE SWEET POTATO** — Of medium size, nearly bell shaped, with neck slightly crooked; skin creamy white, sometimes slightly striped green.

**CONNECTICUT FIELD** — Generally used in the North for planting in corn for stock feeding and also for making pies; fruit large, rather oblong in form, distinctly ribbed and reddish orange in color.

**CUSHAW, GOLDEN** — Similar to White Cushaw except in color of shell.

**CUSHAW, STRIPED** — Of the crookneck type with mottled green and white stripes; fruit weighs up to 15 lbs.; flesh yellow, very solid and fine grained.

**CUSHAW, WHITE** — A popular crook-necked variety with a hard, creamy-white shell.

**JAPANESE PIE** — Shaped somewhat like the Cushaws and grows to a large size; skin deep green with dark stripes; flesh deep yellow, of high quality.



SWEET, OR SUGAR

## TASTY DISHES FROM GARDEN VEGETABLES

### Spinach Loaf

- 1 cup cooked rice
- 1 cup celery stalks and leaves, chopped
- ½ pound pork sausage
- 1 teaspoon salt and pepper to taste
- 2 cups spinach
- 1 medium onion
- 1 egg
- Grated cheese

Mix in order given and form into loaf, place in casserole and cover with cheese. Bake. Yield: six servings, ½ cup. Temperature, 400 deg. F. Time, 30 minutes.

### Spring Salad

Arrange tomato sections, sliced cucumber, sliced radish, strips of green pepper, green onions, and watercress, on lettuce. Serve with French dressing.

### Rice with Ham and Gravy

Hot rice, broiled ham and gravy with buttered green string beans is an appetizing, satisfying plate combination.

### Spanish Sauce

- 2 tablespoons finely chopped lean raw ham or bacon
- 2 tablespoons chopped celery
- 2 tablespoons chopped carrot
- 1 tablespoon chopped onion
- 4 tablespoons butter or
- 2 tablespoons if bacon is used
- 4 tablespoons flour
- 1 1/3 cups Brown Stock
- 2/3 cup stewed tomatoes

Cook ham or bacon and vegetables with butter until butter is well browned; add flour, stir. Then add stock and tomatoes; cook five minutes, and strain or not as desired. Yield: two cups.

### Vegetable Cups, with Rice Stuffing

Green peppers, large onions, firm tomatoes, turnips or large carrots may be used as cups to hold mixture of rice, meat or fish and sauce. To prepare for stuffing: Wash and hollow out the peppers. Par-boil. The onions and carrots should be cooked whole then cut hollowed in cup

shape. Tomatoes need no preliminary cooking. Cut off stem and hollow out. Season vegetable cups well before stuffing. Cover with buttered crumbs or grated cheese. These cups may be prepared and stored in refrigerator several hours until time to bake in oven fifteen minutes to heat thoroughly.

### Asparagus and Cauliflower with Rarebit Sauce

- 2 tablespoons butter
- 2 tablespoons flour
- ½ cup evaporated milk diluted with ½ cup water
- ¼ teaspoon salt
- ¾ cup grated American cheese
- Few drops Worcestershire sauce
- Cayenne
- 2 bunches cooked asparagus
- 1 head cooked cauliflower

Make a white sauce of butter, flour and milk. Add cheese, seasonings, stir until melted. Pour over cooked asparagus and cauliflower. Garnish with pimento strips. Garnish platter with cucumber and carrot cups filled with cooked peas.

# RADISH

## HIGH CLASS RADISH STOCKS OUR LEADING SPECIALTY

**Culture** — The soil for radishes should be very rich, light and mellow, well broken by digging, as their tender and mild qualities depend much upon their rapid growth. For very early use, sow in mild hotbeds in February, and in the open air as soon as the ground can be worked at intervals of ten or twelve days for a succession as long as they may be wanted. The winter varieties should be sown in August, lifted before severe frost, and stored in the cellar.

One ounce will sow 100 feet of drill; 8 to 10 pounds per acre



RICE'S SAXA



RICE'S IMPROVED SCARLET GLOBE

## TURNIP-SHAPED VARIETIES

**CRIMSON GIANT** — One of the most popular varieties for outdoor culture and home garden. It grows to a large size and is seldom pithy.

**EARLY SCARLET TURNIP** — An old, well-known, round scarlet variety of quick growth; very crisp.

**EARLY SCARLET TURNIP, WHITE TIPPED, or ROSY GEM** — A fine variety for forcing or outdoor culture; roots are round, deep scarlet, shading to a white tip at the bottom.

**PHILADELPHIA WHITE BOX, or WHITE BALL** — One of the best of the white varieties either for forcing or outdoor culture; more round than turnip-shaped; intermediate in size; always crisp, fine-grained and tender.

**RICE'S SAXA** — The earliest of the forcing radishes and one of the most handsome. The roots are as round as a ball, of bright scarlet color, with the smallest possible top. The Saxa is equally desirable for early growing out of doors and one of the best for the home garden.

**SPARKLER WHITE TIP** — Of the White Tipped varieties the Sparkler is more generally grown and is a most profitable sort. The roots are round or ball-shaped, with a small top; color a beautiful scarlet with a clear white tip at the bottom; of very rapid growth.

## GLOBE AND OLIVE-SHAPED VARIETIES

*The round or globe radishes are still greatly preferred in many localities and RICE'S Improved Scarlet Globe seems to be the most popular.*

**EARLY DEEP SCARLET OLIVE-SHAPED** — A very attractive radish and popular as a forcing variety.

**FRENCH BREAKFAST** — An old favorite oblong variety, of bright rose-scarlet color, with a small white tip.

**RICE'S IMPROVED SCARLET GLOBE** — Noted for its extreme earliness, perfect shape, small top, brilliant color, and unmatched quality. Its bright scarlet color lends attractiveness to the crisp, tender, globe-shaped roots. It is one of the earliest forcing varieties which does equally well out of doors.

## LONG VARIETIES

**CINCINNATI MARKET** — The most generally grown and handsomest type of the long scarlet radishes. A favorite with Southern truckers for shipment to Northern markets. Roots 6 inches long.

**ICICLE** — A beautiful long white radish. One of the earliest and most popular; roots about 6 inches long, clear white throughout; recommended for either forcing or outdoor culture. For the home garden White Icicle, if seed is sown at intervals of three weeks, will give a full season's supply of delicious tender radishes.

**LONG BRIGHTEST SCARLET, or LONG CARDINAL**—One of the best colored, most handsome, as well as the earliest of the Long Scarlet radishes; crisp and tender until full grown; roots not quite so long as Long Scarlet, and of a bright, vivid scarlet color, tipped white; a good forcing sort with a small top.

**WHITE GIANT STUTTGART**—A large top-shaped variety, of clear white color; for summer or fall use.

**WHITE STRASBURG**—A popular variety for fall use; roots fairly long, thick and tapering.

### FALL OR WINTER VARIETIES

**LONG BLACK SPANISH**—One of the latest and hardiest varieties for winter use.

**ROUND BLACK SPANISH**—Roots round, inclined to top-shape; skin almost black; flesh white.

**ROSE CHINA WINTER, or SCARLET CHINA**—One of the best winter sorts; roots cylindrical, bright rose in color; flesh white, crisp and pungent.

**WHITE CHINESE, or CELESTIAL**—The whitest and least pungent of the winter radishes; roots 6 inches long, thick, cylindrical and smooth.



RICE'S ICICLE

## RAPE

**DWARF ESSEX**—There is no plant that will give so large a yield of forage at so small a cost as this. Our strain is an especially selected English variety which produces a much heavier crop than the ordinary strain. For green-manuring or for exhausted soils it has no equal, and no pasture can be provided on which sheep will thrive better. Care should be taken, however, to secure the genuine Dwarf Essex and not the annual variety, which is liable to become an obnoxious weed.

**Culture**—Prepare the ground as for turnips and sow in June or July, with a turnip drill, in rows 2½ feet apart, at the rate of 2½ pounds of seed per acre; or sow broadcast, 5 pounds per acre.

## RHUBARB

**Culture**—Rhubarb succeeds best in deep, somewhat retentive soil. A deep, rich soil, trenched to the depth of 2 or 3 feet, is required to insure the full development of the leaf-stalks. Sow the seed in April in drills, and when the plants are of fair size, thin to 9 inches apart, in the drill. In the fall following, or the next spring, the plants will be large enough to transplant into rows 3 feet apart, setting them the same distance apart in the rows.

One ounce will produce 1,000 plants

**MYATT'S LINNAEUS GIANT**—An early and very fine variety; leaves and stalks of immense size. Juicy and tender. Grows quickly, producing fine, succulent stalks.

## RUTA BAGA

### or SWEDISH TURNIP

**Culture**—Should be sown from the 20th of June to the middle of July in drills 2 feet apart, and thinned out at the first working to 10 inches between the plants. The roots are best preserved in a pit or cellar during winter, and are excellent early in the spring.

One oz. will sow 250 ft. of drill—1½ lbs. will sow an acre

**AMERICAN PURPLE TOP**—More largely grown in America than other Ruta Bagas and is also known as Long Island Purple Top. A very fine, productive strain, selected to a small top and short neck. The roots grow to a large size, globular in form, with deep yellow flesh of the finest quality. Considered the most desirable for table use.

**CANADIAN GEM, or UNIVERSAL (Century)**—Roots nearly round, golden yellow flesh with purple top; very small top and neck; quality about the average. Noted for its exceptional hardiness and vigor.

**GOLDEN NECKLESS**—Is noted for its small neck. Almost globular, of large size; flesh yellow and solid.

**WHITE SWEET RUSSIAN**—Best of the white fleshed Ruta Bagas. Roots very large, nearly globe shaped, with a small neck. Is an excellent keeper.



GOLDEN NECKLESS

# SALSIFY

or OYSTER PLANT

**Culture** — Sow the seed in light, deep soil, early in spring, in drills 12 inches apart and 1 inch deep, thinning out the young plants to 4 or 5 inches. The roots will be ready for use in October, when a supply should be taken up and stored like carrots. Those remaining will suffer no injury by being left in the ground till spring, but should be dug up before commencing their growth.

One ounce will sow 50 feet of drill

**MAMMOTH SANDWICH ISLAND** — We consider this the largest and most profitable Salsify in cultivation. Roots are two to three times the size of the ordinary Salsify, and of more agreeable flavor. It is pure white in color, and invaluable to market gardeners.

# SPINACH

**Culture** — This is a very important crop in our market gardens, and is one of the most easily managed of all vegetables, requiring but little culture. It may be had fit for use the entire season. For summer use it may be sown at intervals of 2 or 3 weeks from April on. It is sometimes covered up in exposed places with straw or salt during the winter, which prevents it from being cut by frost; but in sheltered fields there is no necessity for covering. Spinach is most tender and succulent when grown in rich soil.

1 oz. for 100 ft. of drill—10 to 12 lbs. in drills to acre

**BLOOMSDALE LONG STANDING** — Nearly as early as the old strain and will stand two weeks longer before bolting to seed. Plants very uniform; leaves intensely crumpled and blistered, dark glossy green in color.

**KING OF DENMARK** — While the plants are ready for use as soon as most early sorts, they remain in good condition two weeks after other varieties have gone to seed. The plants are of rapid growth, resembling Long Season in type, but the leaves are more crumpled and darker green in color. Highly recommended for both private and market garden.

**VIRGINIA BLIGHT RESISTANT** — A blight resistant strain of the Savoy Leaved Spinach developed at the Virginia Experiment Station, making it now possible to grow spinach successfully on infected soil. A fairly early seeder.

**PRINCESS JULIANA** — This variety is rapidly displacing other long-standing varieties because of its handsome appearance, dark green, crumpled, thick leaves, borne on short stems. The trucker's favorite and excellent for the home garden.

# SQUASH

**Culture** — The plants are very tender and sensitive to cold, and planting must be delayed until settled warm weather. The general principles of culture are the same as those given for cucumbers and melons, but the plants are less particular as to soil. The summer varieties should be planted 4 feet apart each way, and the winter sorts 8 feet. Three plants are sufficient for a hill. Do not break the stems from those intended for winter use, as the slightest injury will increase liability of decay.

One oz. Summer will plant 50 hills  
1 oz. Winter will plant 25 hills

**BANANA** — A prolific oblong variety, having a gray-green shell; flesh solid, dry and of good quality.

**CROOKNECK, GIANT SUMMER** — One of the largest, earliest and best of the summer squashes. Vines of bush habit, vigorous and productive; fruits often 2½ feet long, very warty and deep orange in color. Its large size and beautiful color make it a favorite with market gardeners.

**CROOKNECK, GOLDEN SUMMER** — A standard early summer sort; fruits about a foot long, bright yellow in color.

**DELICIOUS** — For private garden and family use as a fall and winter variety the Delicious has few equals. Of medium size, somewhat top-shaped in form, with a fairly thick, hard, dark green shell. Flesh thick, very fine grained, and bright yellow; of superior quality.

**FORDHOOK, or BUSH** — Similar to the vining type, but of compact, bush habit.

**GOLDEN DELICIOUS** — A fall and winter variety of recent introduction. Medium in size, somewhat top-shaped; color a rich golden tint, flesh dry and very thick, of highest quality. Very productive, it will yield more in cans per acre than any other variety of squash or pumpkin.

**BLUE HUBBARD** — A very superior type of Hubbard squash, and unexcelled for high quality. Quite like the parent variety in size and productiveness, but with a warty, hard, gray-blue shell.

**GOLDEN HUBBARD** — Similar to the old Hubbard in form and habit, though smaller and decidedly earlier; shell moderately warted, rich orange red in color; flesh deep orange, of fine quality; good keeper.

**IMPROVED HUBBARD** — The standard winter squash; fruits large, moderately warted; shell dark bronze-green; flesh bright orange-yellow; superior quality.



**WARTED HUBBARD**—Considered the best of the winter squashes and more largely grown for market and general purpose than any variety. Our superior strain of this squash is equal in size and quality to the well-known Hubbard, but is more heavily warted and very dark green, almost black, in color. Flesh fine grained, thick and richly flavored. of bright orange yellow color.

**SCALLOP, GREEN-TINTED WHITE BUSH**—An improved type of the White Bush Scallop which retains its desirable green color well toward maturity.

**SCALLOP, EARLY YELLOW BUSH**—Similar to White Bush, but of a deep orange color.

**SCALLOP, MAMMOTH YELLOW BUSH, or GOLDEN CUSTARD**—Mammoth strain of Yellow Bush Scallop.



**TABLE QUEEN**

Baked and served as shown, this is delicious

**MARROW, BOSTON**—An old standard variety, quite similar to Hubbard. Shell bright orange; flesh yellow.

**MARROW, ITALIAN, or COCOZELLA**—A summer variety of bush habit. Fruits are oblong, 16 inches in length and 5 inches in diameter; color dark green, marbled with yellow and dark green stripes. Very delicious.

**SCALLOP, EARLY WHITE BUSH, or CYMLING**—A very early summer variety, also known as Patty Pan. Fruit flattened, scalloped and smooth; creamy white in color.

**SCALLOP, MAMMOTH WHITE BUSH**—Superior to Early White Bush in size and appearance. An early maturing, somewhat flattened, scalloped, bush squash and the handsomest of the summer varieties; for either market or home garden. Fruits a beautiful, clear waxy-white color.

**STRAIGHTNECK, GIANT SUMMER**—A selection from the Crookneck Summer Squash, but having a straight, meaty neck, making it more adaptable for shipping. The fruits are intensely warted, grow to a large size and have an attractive deep orange color. We predict it will entirely supersede the old type squash.

**TABLE QUEEN**—A fall or winter sort, producing acorn-shaped fruit with a dark green shell; flesh light yellow and of high quality.

**ZUCCHINI**—A type of Cocozella or Italian Marrow of short, blocky form; generally used when quite small, the entire fruit being boiled.

**ZUCCHINI BLACK**—Same season as the regular Zucchini but is entirely distinct in form and color. The distinctly fluted fruits are practically black in color and at maturity measure 18 inches long by 5½ inches in diameter.

## TOBACCO

**Culture**—Seeds may be started in hotbeds, or sown in the open ground as soon as the ground can be worked, in rich, dry soil; rake off the bed, and sow broadcast, pressing down firmly and evenly, covering the seed very slightly; keep free from weeds, and water frequently if weather is dry; set out the first of June, 3 feet apart, in land that has been heavily manured.

One ounce will produce 5,000 plants—two ounces will plant one acre

**CONNECTICUT SEED LEAF**—A popular sort, used for cigar wrappers.

# TOMATO

**Culture** — The tomato is raised from seed, which should be sown in the hotbed about February 20, and continuous sowing made until April 1, according as the plants are wanted for use. When the plants are about 2 inches high, transplant to 4 inches apart, and, after three or four weeks, transplant from the hotbed into a coldframe, setting the plants 8 inches apart each way. (A coldframe is simply a low wooden frame covered with glass, used to protect such plants as are not sufficiently hardy to withstand our winters). Keep the plants cool, so as to make them stocky. Set out in the open ground about June 1, in well enriched soil, setting the plants 5 feet apart each way.

One ounce will produce 2,500 plants

**BEAUTY** — A productive main crop variety, with large, smooth, solid, purplish-pink fruit.

**BONNY BEST** — A very desirable early, red-fruited variety, largely grown for market and extensively used as a forcing sort.

**BREAK-O'-DAY** — A disease-resistant red tomato from the U. S. Department of Agriculture. On the order of Marglobe but of more open spreading habit of growth; nearly two weeks earlier than the Marglobe with fruit of equal size, exceedingly productive, and bound to be one of the most popular, early, commercial tomatoes.

**CHALK'S JEWEL** — An exceptionally fine early variety, following Earliana; fruit uniformly smooth, round, and solid; very productive.

**CRIMSON CUSHION, or BEEFSTEAK** — The largest of the bright red tomatoes and desirable for the home garden; really a Red Ponderosa.

**DWARF CHAMPION** — Of a distinctly dwarf, compact, upright growth; fruits smooth, pink in color.


**DWARF STONE** — The best of the dwarf tomatoes; fruits large, smooth, very solid and of a deep scarlet color; desirable for home garden.

**EARLIANA, RICE'S SELECTION** — The most productive, first early red tomato and a profitable sort for the home or market garden. Vines are small but vigorous; fruits medium to large in size, nearly globe-shaped, exceptionally smooth and solid; color bright, deep scarlet.

**GLOBE, LIVINGSTON'S** — The most popular main crop variety with Southern truckers; very vigorous, productive and fairly early; fruit globe-shaped, smooth and solid; color purplish-pink.

**GOLDEN PONDEROSA** — Largest of the yellow tomatoes and similar to Ponderosa except in color of fruit.

**GOLDEN QUEEN** — An early, large, smooth and solid variety of golden yellow color.



RICE'S EARLIANA

**GREATER BALTIMORE** — A main crop, round, productive, red-fruited variety. One of best for canning.

**GULF STATE MARKET** — A globe-shaped selection from Early Detroit, retaining the characteristics and good qualities of that variety, but is more globe shaped and productive. A favorite in the South.

**JOHN BAER, RICE'S** — A very early, productive, uniform red tomato quite similar to Chalk's Jewel.

**JOHN BAER, SPECIAL STRAIN** — Selected especially for canner trade. Very productive. Of good smooth fruits with cell walls very thick and seed cavity small.

**JUNE PINK** — The description given for Earliana applies equally well to this variety, for they are quite identical except in color, June Pink being purplish-pink.

**MARGLOBE** — An excellent, disease-resistant large red tomato, maturing slightly earlier than Stone.

**NORTON WILT RESISTANT** — Similar to Stone but bred for its resistance to Fusarium Wilt; possibly a trifle later than Stone. Deep red in color.

**OXHEART** — Produces large purple fruits of "ox-heart" form and has decidedly small seed cells containing a very few seed. Fruits are very solid and frequently weigh one and one-half pounds.

**PONDEROSA** — A very desirable, large, purple-fruited tomato for home use. While the fruit is exceptionally large, it is one of the most solid, having few seeds. For slicing and table use it has no equal.

**PRITCHARD, or SCARLET TOPPER** — A mid-season scarlet-fruited variety resistant to Fusarium Wilt and Nail Head Rust. Fruits nearly globular in form. Vine vigorous and very productive.

**RED ROCK** — A selection from Matchless, but is more round or globe-shaped than that variety.

**ROYAL PURPLE** — An improved type of Beauty, being more uniform, smooth and productive.

**STONE** — The standard and general favorite main crop red tomato and always dependable.

**STRAWBERRY, WINTER CHERRY, or HUSK** — The small yellow fruits are produced in a husk; excellent for preserves.

# TURNIP

**Culture** — For early use, sow as soon as the ground can be worked in spring, in drills 15 inches apart, and thin to 8 inches apart as soon as the plants are large enough to handle. For succession, sow at intervals of a fortnight until the last week of July, from which time until the end of August sowings may be made for main and late crops. The sowings should be made just before rain if possible, a rapid growth being important.

One ounce will sow 250 feet of drill — 1½ pounds will sow an acre

**AMBER GLOBE** — One of the best of the yellow-fleshed, globe-shaped turnips.

**EARLY SNOWBALL** — Exceedingly early. of medium size, round as a ball. with pure white skin and flesh.

**EARLY WHITE FLAT DUTCH** — A very early, flat, pure white turnip. of medium size and of fine quality.

**EXTRA EARLY PURPLE TOP MILAN** — A summer turnip and the earliest of its class; bulbs of medium size, flat and white, with a bright purple top.

**EXTRA EARLY WHITE MILAN** — Similar to Purple Top Milan. except the roots are a solid clear white.

**GOLDEN BALL, RICE'S IMPROVED, or ORANGE JELLY** — An exceedingly fine yellow-fleshed turnip, with small tops; roots medium in size. round and smooth.

**LONG WHITE COW HORN** — Used largely for stock feeding and breaking up clay soil. The long, round, white, carrot-shaped roots are usually slightly crooked.

**POMERANIAN WHITE GLOBE** — A large, white, globe-shaped variety. For stock feeding.

**PURPLE TOP STRAP LEAVED** — The most widely cultivated and best known variety. The flat roots are white, with a purple top above ground.

**PURPLE TOP WHITE GLOBE** — The most desirable of the turnip family, and grown more largely for market than any variety. Almost a perfect globe in form, with clear white skin and flesh and a purple top; very fine grained, sweet and tender.

**SEVEN TOP** — Grown exclusively for tops, which are used for greens.

**SHOGGIN, or JAPANESE FOLIAGE TURNIP** — A very popular variety for turnip greens, having an upright growth with clear white globe-shaped roots. Said to be less subject to insect pests than Seven Top.

**WHITE EGG** — An excellent early, medium-sized variety, especially adapted for the home garden. The roots are oval or egg-shaped, smooth and white, with small tops; flesh clear white, firm, fine-grained and sweet.

**YELLOW ABERDEEN, or PURPLE TOP** — A late, medium-sized, long-keeping variety. Yellow with a purple top.

**YELLOW GLOBE, STONE** — A round, smooth, clear yellow variety. of medium size and good quality.



PURPLE TOP WHITE GLOBE



SHOGGIN

## RUTA BAGA OR SWEDISH TURNIP

(See page 27)

### SALAD GARNISHES

Parsley, chives, green pepper, or pimento cut fine.

Sprays of watercress, mint, or parsley.

Strips of pimento or green pepper.

Cucumber, diced or in thin slices.

Radishes whole, in thin slices, or cut to represent tulips or roses.

Grated carrots.

## SUNFLOWER

MAMMOTH RUSSIAN — The standard large-growing variety; seeds white, striped black.

## MORNING GLORY

IMPERIAL JAPANESE (Mixed Colors) — Flowers much larger and of more delicate coloring than in other sorts.

TALL MIXED — An excellent collection with a great variety of colors.

## NASTURTIUM

(For size of flowers and variety of color our Nasturtium mixtures are unsurpassed)

DWARF MIXED

TALL MIXED

### SWEET SCENTED VARIETIES

These varieties have become very popular since their recent introduction. They are as easy to raise as the older types of Nasturtiums, but are much more attractive, as they have a sturdier plant growth and produce beautiful semi-double flowers in much greater profusion. The rich green foliage of these plants makes a splendid background for the beautiful blossoms which these plants produce in such splendor. They are a delight to behold, whether used as cut flowers or left to bloom on the plant. These plants start blooming at an early stage and continue almost an indefinite length of time if flowers are cut to encourage the continuance of the bloom.

GOLDEN GLEAM — The flowers of this variety are a rich golden yellow in color.

SCARLET GLEAM — Fiery orange-scarlet.

GLEAM HYBRIDS — These develop into many varying shades, among which the principal ones are salmon, golden yellow, orange scarlet, cerise, cream, orange, maroon, and crimson.

## PANSY

FINE FRENCH MIXED — A very fine mixture of good standard colors.

SUPERB MIXTURE — An unsurpassed mixture of giant flowering varieties of finest shades.

## RICINUS OR CASTOR BEAN

COMMON — Green foliage.

ZANZIBARIENSIS (Mixed) — A gigantic, ornamental foliaged variety in collection.

## SWEET PEAS

### SWEET PEA MIXTURES

ECKFORD'S MIXED (Grandiflora)

EARLY FLOWERING SPENCER MIXED

SPENCER MIXED

RICE'S BEST SPENCER MIXED (Very Fine)





