

## **Historic, archived document**

Do not assume content reflects current scientific knowledge, policies, or practices.





OLYMPUS

HOODACRES  
**DELPHINIUMS**

*Barber's Blue* *7* *1930*

## *Their Charms*

“Among hardy herbaceous perennials the Delphinium or Larkspur knows no peer. Unique among hardy flowers, it is absolutely so in the towering splendor of its celestial spires, as these in endless gradations rear their tall columns to a height of six or even eight feet. Comparable to nothing but itself, it possesses a characteristic beauty and dignity of its own; distinguished of leaf, imposing in stature, unapproachable in the glistening, dazzling splendor of its flowers, as these in stately columns presently form themselves into battalions—bold, impassive, grand. The well-grown example has an air of distinction about it that is not excelled. Today it is the admired of thousands; ere long it will be the plant of the million, providing rich clouds of blue and violet flowers in never-ending variety, and without a rival in the world. Happily, too, the plant is of easy culture, succeeding in most well cultivated soils; is true perennial, not prone to fastidiousness. The plant has been enormously improved during recent years, hence has become indispensable to all who garden chiefly in the open air.” (From “The Hardy Flower Book,” by the English authority, Mr. E. H. Jenkins.)

## *Their Role*

Mass in beds or borders, bold groups of one color; they are effective against tall shrubbery.

Devote entire borders to them, the heights arranged to present galleries of color.

Let them lend the needed dignity and height in the make-up of a blue border.

Use them in mixed collections or solid colors to bind together the shrubbery plantings.

Have a good row in the garden for cutting, bringing the sky into the house.

Form charming combinations with other flowers in harmonious contrasts; the imagination will suggest many such possibilities: *Thalictrums*, *Sea Holly*, *Michaelmas Daisies*, *Gladioli*, and many more; especially the beautiful *Lilium Testaceum* (the Nankeen Lily), with its fragrant buff flowers standing abreast the blue spires, and *Lilium Candidum* where it thrives.



The variety **EDWIN MARKHAM**, typical of the choice things at Hoodacres.

**HOODACRES DELPHINIUMS** represent the pinnacle of present attainment in these stately flowers. In beginning the work of selection and improvement, which has extended over a period of more than twenty years, I took advantage of the best that had been done in Europe and have continued to add the cream of their accomplishments. This has meant not only an enrichment of my own stock, but also a means of constant comparison of results.

A few years of hybridizing native species will produce remarkable results, but may be a long way from the spikes of splendidly finished flowers now available at Hoodacres. They are not heralded by lavish use of the printer's art, but make their own convincing appeal to those who discriminate between mere Delphiniums and these glorious creations.

---

❧

## *Shipping Everywhere*

Hoodacres plants are rugged and carry to the extreme parts of the country in good order.

---

“Lake Forest, Ill., July 9, 1925.

“The plants which I bought from you last autumn are also in good condition and are in fact about the only Delphiniums that I have which went through the winter successfully. Will you kindly send me this autumn \* \* \*. Congratulating you upon your fine stock.”

---


“Mount Berry, Ga., March 18, 1925.

“We have received the box of plants which you sent by express to Rome, Georgia, and I am glad to report that they arrived in splendid condition and seem none the worse for their long journey, almost across a continent.”

---

❧

The beautiful spike on opposite page is from seedling **No. X200**. It represents a distinct new coloring in Delphiniums. What the photographic plate shows as a deeper throat to the flowers, is really a rich red-purple, while the other half is a deep marine blue. Commonly the inner petals are uniform, but here each one divides crosswise into two distinct colors. **It awaits a worthy name and your suggestions are in order.**



No. X200  
(See opposite page)

## Opulence The Double Duty Delphinium

In a patch of Hoodacres Delphiniums—some five thousand plants—**OPULENCE** was distinguished for its remarkable laterals. It sent up at its first blooming, June, 1925, the usual single spike, well developed and good length, surrounded by ten side shoots. It was a fine spike of beautiful coloring, but no alarm was sensed regarding the plant for several days. Then it was discovered how the laterals were stretching themselves, especially when they broke into a shower of bloom on stems 45 inches long, with 16 inches of blossom spike and the individual florets 2 inches across. As if this was not generosity enough these side spikes sent out laterals of their own as the illustration shows. The plant with main spike cut out is pictured and described both to show the vigor in the strain and to point the way of one of the many lines of development in this wonder flower. See what such a plant means for cutting material. No plants this season.



“Easthampton, Long Island, June 28, 1925.

“You sent me some Delphiniums last fall and they are certainly the most beautiful I have ever seen. I want to order more and have mislaid your catalog.”


“Stamford, Conn., June 21, 1925.

“Please don't fail to mail your catalogue on August 1. Out of 200 seeds received from you in February I have now 130 fine looking plants in my garden, and that is good percentage for 1924 seed sown in 1925, once transplanted.”



Hybrid Delphiniums will bloom the first season after planting and then two flowering periods may be counted upon each year, with generous treatment.





**OPULENCE**  
Laterals only

HOODACRES DELPHINIUMS

---



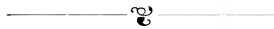
**BRIDAL GOWN**

A true white Delphinium that is really garden worthy.  
Single plant two years old.

## *White Delphiniums*

There is a real and important use for the white spikes in a cutting of Delphiniums. If you doubt their value, try putting just one white one in vase with the ordinary shades. But heretofore white varieties have proven poor representatives of the Hybrid race: weak growth, insignificant spikes, curled and greasy foliage and jaundiced complexions. Bridal Gown is the one big leap in rivalry to the typical blues in luxuriance of growth. Spikes are shapely and carried erect, sometimes reaching a height of six feet, but more commonly only five. Has handsome foliage and a good constitution. It has been grown on dry soils and on wet soils, on clay loam and on humus loam, and varying climatic conditions with good results. Only a few plants to distribute this season.

Next season I can supply also some plants of **WHITE SISTER**, of which Bridal Gown is the pollen parent. This is a beautiful semi-double with the same good qualities possessed by Bridal Gown.



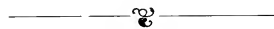
Wilmington, Delaware, June 5, 1925.

My Dear Mr. Barber:


Last autumn I put out some of your seedlings in the open ground, which are now blooming magnificently. Your description in booklet of "Seedling No. 320" fits them exactly. So far, no one in my vicinity seems to have seen or heard of these giants and they are making quite a sensation. \* \* \*

Yours truly,

MRS. WILLIAM KEMBLE DU PONT.



My plantings of Hoodacres Delphiniums now occupy three garden tracts in Portland, while the largest is at Hoodacres proper, on the Mount Hood Loop Highway. Office is at the **Larkspur Lodge** garden, Union avenue, and visitors are always welcome. The big blooming time is throughout June, but there are Delphiniums in flower every day to November, and occasionally large displays.



**PEARL NECKLACE**  
Seedling of *White Sister*

## SELECTED Hoodacres Hybrids

Cannot be too highly recommended, and just escape being named and propagated by reason of their close similarity to others that are so honored. They are the seedling product of the finest varieties the world affords, grown to large blooming specimens before they are sent out. Some of the parents are wonderful new kinds, not for sale at any price.

From the many thousand plants so created, is selected each season, at time of blooming, by a system of careful checking, a limited number of exceptional merit that are distinguished into **light**, **medium** and **dark** shades as well as other characteristics. These should not be confused with the named kinds listed elsewhere in this catalog, although they vie with them in general excellence and are sold at the lower price of

\$1.00 each ; \$10.00 per dozen

-----  
Wilmington, Delaware, September 6, 1924.

Chas. F. Barber,  
Delphinium Specialist,  
Portland, Oregon.

Dear Sir:

Will you please send me the following to Gr-nogue, Delaware: \* \* \*.

On the bottom of the order my gardener, Fred Smith, has made the following notation: 'I cannot refrain from testifying to the excellent results obtained from Chas. F. Barber's Delphiniums, having surpassed all the Hybrid Delphiniums I have seen.'

Very truly yours,

IRENEE DU PONT,  
Henry Davis, Secretary.


-----  
**HOODACRES HYBRIDS** are also sold from the general planting, **without selection**, after all doubtful ones have been eliminated when in bloom. These give remarkable satisfaction and frequently single specimens are found to be worth the cost of a dozen. The price is low enough to encourage liberal planting. Do you know the pleasure of a Delphinium patch from which to cut freely for indoor decoration?

\$3.50 per dozen ; half dozen, \$2.00 ; 100, \$30.00.

Two-year clumps, \$1.00 and \$2.00 each.

# HOODACRES DELPHINIUMS

---



## THE ATTRACTIVE SINGLES

Just seedlings from Hoodacres, 1924 planting

You would repel the suggestion that your lilies be bred double; then revel in the beauty of both single and double Delphiniums.

*SEEDS of Hoodacres Delphiniums*

One of the most exacting operations of the Hoodacres plantings is the protection and collection of **SEEDS** from prepared specimen plants. Only such are used, for many plants that make beautiful flower spikes are not desirable as seed parents.

As all our advancement over existing kinds comes by cross pollenization through seeds, the skilful preparation of these tiny germs holds a great prophesy for next year's revelations. From many reports the quality of Hoodacres seedlings is unrivalled, particularly in the number of exceptional specimens produced.

**HOODACRES** seeds—complete range of shades  
and forms—liberal packets-----\$1.00

**WREXHAM** seeds from characteristic plants,  
packets ----- 1.00



*Growing Seedlings*

The seed-bed, whether flats, cold-frame or open ground, should be composed of fine loamy soil, with sand added, if required, for perfect friability, and containing some leaf mold. Late summer sowing, preferably in cold frames without glass, (where they may remain over winter), will bring flowering plants the following summer. Transplant to blooming quarters in early spring two feet apart. Very early spring sowing will also produce some bloom the same season. Sow in hotbeds with usual sash treatment, gradually increasing air as needed, until large enough to transplant into flats. Later spring sowing will furnish plants for blooming the following June.

The transplanting before going into permanent place induces a fuller root system. Soil for this re-setting may be richer, bone meal being a good and safe fertilizer. Snip off the tip ends of long roots when transplanting.

When flats are well filled with leafage is the signal for planting out.

(Delphinium seeds deteriorate and should be sown within the year after gathering.)

## *Wrexham or "Hollyhock" Delphiniums*

In 1921 there came out of Wales, to the London exhibitions, the marvelous "Wrexham" seedlings which literally "swept the boards," so massive and effective were they. Visitors continually exclaimed: "Why, they are like Hollyhocks!"

The strain is conspicuous for its broad-based tall spikes, carrying largest individual flowers that run largely to the rich deep shades, much prized by experienced growers.

Having been so fortunate as to make the acquaintance by correspondence of the originator of this strain, Mr. Watkin Samuel, at the beginning of their introduction, I have for the past three seasons been working up a stock now represented by several thousand.

Even the young plants blooming for the first time are a revelation to Delphinium collectors and their massive character in fuller maturity is cause for fresh amazement.

The illustrations in this issue of the catalog are intended to represent the type and show the full development of a plant, instead of a single spike. Both **OLYMPUS** and **APPARITION** grew under normal conditions of soil, climate and treatment and at time of photographing were just about twenty-eight months old.

As our Wrexham planting is very large we shall be able to take care of many orders for plants we have systematically checked when in bloom, that we can rely upon to give satisfaction. We are obliged to defer offering named varieties until the stock is much larger than at present.

Selected **seedling** plants, \$2.00, \$3.00 and \$5.00 each. Only a very limited number of the \$5.00 kinds.



HOODACRES DELPHINIUMS

---



APPARITION

# HOODACRES DELPHINIUMS

---

**NAMED VARIETIES** grown include the following:

(Kinds in heavy faced letters are Hoodacres productions.)

S indicate Single; S-D Semi-Double.

## LIGHT SHADES

**ANDREW CARNEGIE.** Soft lilac and light blue. S-D, \$1.00.

**BRIDAL GOWN.** Magnificent large white, vigorous. S,

**JUSTINE GILBERT.** Venetian blue, alternating lilac, black center; contrasty effect; large flowers, S.

**LORENZO DE MEDICI.** Lilac in rosette form, waved petals, open center, splendid spikes. S-D, \$3.00.

**MARY MALLORY ROBERTS.** Soft lilac, some delicate blue in sepals, dark centers. S-D.

**PERSIMMON.** Bright light blue, bush-like plant. S, 75c.

**QUEEN MARY.** Light blue, touched pink. S, 75c.

## DARK SHADES

**COLE BLUE.** Telling spikes deep gentian blue. S-D.

**E. AUGUSTUS BOWLES.** Blue and purple with very large golden brown center. S-D.

**EDWIN MARKHAM.** Strong spikes, mauve, backed blue, small dark center, impressive. S-D.

**FRANCIS F. FOX.** Deep blue, medium growth. S-D, \$1.00.

**HAUTEUR.** Tall purple and violet, large center. S-D, \$2.00.

**KING OF DELPHINIUMS.** Plum, white center. S-D.

**PURPLE MASK.** Rich petunia violet, extra large flowers, tall, numerous long side spikes. S-D.

**REV. E. LASCELLES.** Blue, large white center. S-D.

**THE ALAKE.** Tall, long spikes, large blue purple. S-D, \$5.00.

**TUSCARORA.** Deep violet purple, white center. S-D, \$2.00.

## INTERMEDIATE SHADES

**BEATRICE.** Light mauve and clear blue, large shapely flowers, remarkable for symmetry and vigor. S-D, \$3.00.

**CALAPOOIA.** Ultramarine blue, white center. S, 75c.

**CELESTIAL VISITOR.** Gentian blue, white eye. S, 75c.

**DUKE OF CONNAUGHT.** Marine blue, white eye. S.

**LOUELLA AMES.** Violet and blue, large center, late. S-D.

**PERFECTION.** Blue and soft lilac. S-D, \$1.00.

**SACAJAWEA.** Light mauve, edged wistaria blue; builds up rapidly, strong spikes, choice. S-D.


**QUEEN OF THE LILACS.** Lilac and blue. S-D, \$1.00.

Absence of price indicates no stock this season.

Stock limited on all named varieties.

# HOODACRES DELPHINIUMS

---



## DIVERSITY OF FLORET FORMS


Violet Purple

Commelina Blue; tan center

Gentian; black eye

Deep Mauve; brown center

Petunia Violet; cream center



MAID MARIAN

## *Their Culture*

Plants are safely moved in fall and very **early** spring, but may suffer shock if moved in late spring. Except in very wet, cold soils, **autumn planting is strongly recommended.**

Delphiniums set in autumn make unchecked headway when the spring urge comes and therefore make better showing than those set in spring; they are among the first herbaceous plants to start growth. After getting well grown plants allow ample space for each and open the earth eighteen inches or more in depth, filling one-half with well-rotted manure and strong soil, even good clay, mixed equal parts and tamped; complete filling with good garden soil. Place crowns two inches and no more below surface, the roots well spread and soil firmed against them before leveling. Avoid dense shade and roots of trees.

When growth first starts in spring dig around each plant a trowel of bone-meal. Cut faded spikes to prevent seeding. It is the nature of hybrid Delphiniums to bloom a second time in the season and as the second growth appears the old stalk yellows, is no longer required, and should be cut down. Do not force this second growth, rather allow a short resting period, then give another supply of bone-meal, being careful not to destroy the fine surface-feeding roots, and water generously. If slugs or snails trouble, use plenty of coarse sharp sand, or rough coal ashes, in and around the plant. A little mound of the same over the plant in winter is also a safeguard against climatic changes. If the weaker growths are removed when plants are a few inches high the remaining ones will benefit. Well grown Delphiniums will bloom the first season after planting and being true perennials should with favorable conditions, increase in size and grandeur each season.

## Larkspurs

“When God made you, He must have stood  
In silent, meditative mood  
An aeon or eternity,  
Pond’ring spring-delights to be;  
    And all the blueness of His eyes  
    Came streaming through the sunlit skies,  
And He made you; but first He stood  
An age in some sweet mystic mood:  
  
And wandering the garden through  
I came upon your bed of blue,  
    I saw you through the bamboo trees—  
    And oh, the world was filled with peace,  
And deep, sweet blueness—and I knew  
God’s secret thoughts when he made you.”

Chas. F. Barber

1552 Union Avenue North  
Portland, Oregon  
Phone WALnut 7351

Going north on Union Avenue toward the Interstate Bridge,  
“LARKSPUR LODGE” is located, Holland to Stafford  
Streets, just before the viaduct is reached. VC cars.

Autumn 1925 ~ Spring 1926