

Historic, archived document

Do not assume content reflects current scientific knowledge, policies, or practices.

62.13

Ind.

LIBRARY
RECEIVED
★ MAY 6 1939 ★
U. S. Department of Agriculture

Outpost Nurseries

1939

**A CATALOGUE
OUTPOST
NURSERIES**

RIDGEFIELD, CONNECTICUT



OFFICE

1939

NEW YORK OFFICE : 247 PARK AVE.

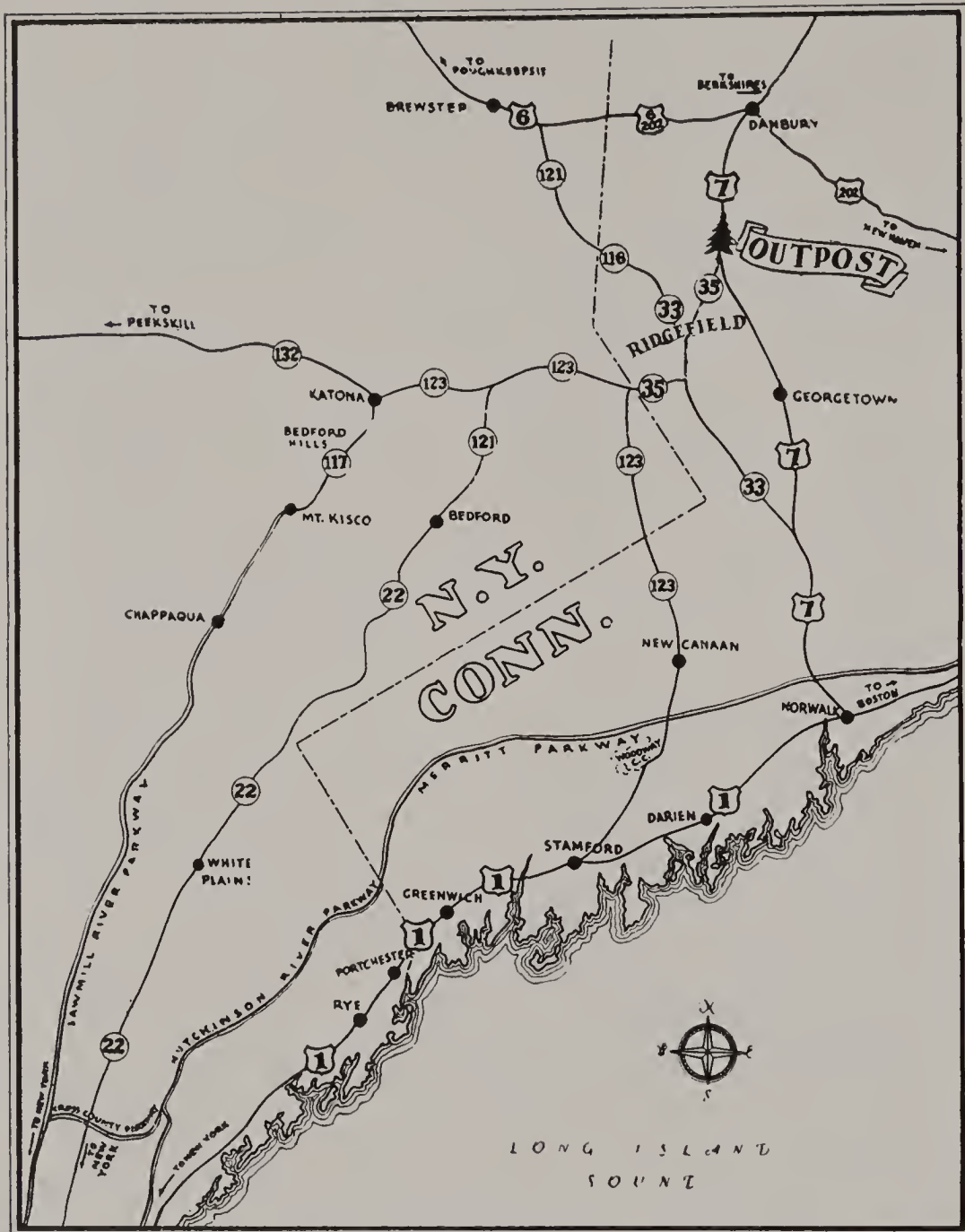
Copyright 1939 by Outpost Nurseries, Inc., Ridgefield, Ct.

Printed in the U. S. A.
The Walker-Rackliff Co.,
New Haven, Conn.

C O N T E N T S

Map showing location of Outpost	—
General Information	—
Planting Guide	—
Deciduous Trees	1
Evergreen Trees	39
Deciduous Shrubs	67
Evergreen Shrubs	102
Vines and Ground Covers	111
Roses	117
Fruits	121
Perennials	125
Outpost Plant Food	142
Special Offerings	144
Helpful Suggestions	149
Large Tree Moving	153

See also General Index at back of book.



The Nurseries are located on the Danbury Road outside of Ridgefield, Conn., just over the Westchester County, New York line.

By motor: See above map.

45 miles from New York City line.

33 miles from White Plains, N. Y.

32 miles from Peekskill, N. Y.

16 miles from Norwalk, Conn.

28 miles from Bridgeport, Conn.

40 miles from New Haven, Conn.

32 miles from Kent, Conn.

64 miles from Hartford, Conn.

30 minutes drive from Merritt Parkway at Norwalk, Conn.

By train: Branchville or Danbury on the Berkshire Division of The New York, New Haven and Hartford Railroad, and South Norwalk on the main line of the New York, New Haven and Hartford Railroad. We will be glad to call for you at the station. Notify us in advance, or call our office, Ridgefield 800, upon arrival. Visitors are always welcome at Outpost.

General Information

OUTPOST NURSERIES are growers of a complete assortment of Plant Materials as listed in this catalogue.

OUTPOST SERVICE includes the supplying of Plant Materials at our Nurseries; delivery to the client's property, or delivery and planting by an experienced Planting Crew in charge of a Landscape Foreman.

OUTPOST SERVICE also includes assistance in design; the selection and arrangement of materials, and advice on the culture and maintenance of Trees and Plants. Frequent inspections are made of our recent plantings without cost or obligation to the client.

OUTPOST PLANT MATERIALS AND SERVICE are available to the client either directly or through a Landscape Architect.

SELECTION—Clients are cordially invited to personally select their Trees and Plants.

PRICES in this catalogue cancel all previous listings, and are subject to change without notice. Prices include loading on trucks at our nurseries, or are F.O.B. our shipping station, and include packing, except on material dug B&B, and on special bulky pieces, shipped by freight or express, for which material used in packing is charged additional at cost.

B&B—Some Plant Materials may be planted successfully with bare roots. Some Plant Materials of certain sizes and varieties require digging with a ball of earth to prevent the roots being disturbed. This ball of earth is securely wrapped and laced in burlap. This is referred to as "balling and burlapping"—B&B. Large and heavy balls are mounted on platforms.

All prices for balling and burlapping are based on what we consider a sufficient ball in proportion to the caliper and/or size of the Tree or Plant.

DELIVERIES can be made by truck to almost any point at a moderate cost, depending on the distance and quantity of material. Prompt shipment can be made by freight, carload lots or less, and by express.

MEASUREMENTS—All sizes are approximated as closely as possible. See details regarding particular group under Deciduous Trees, Evergreen Trees, et cetera.

HARDINESS OF STOCK—Although within easy motoring distance of New York City (turn to map) Outpost Nurseries are located in the foothills of the Berkshires where severe weather is experienced in the Winter season. This insures our stock being thoroughly acclimated and perfectly hardy.

CERTIFICATION OF STOCK—All stock is free of injurious plant diseases and insects. Our Nurseries are regularly inspected by Federal and State authorities. Certificate of inspection accompanies each order.

TERMS—Thirty days net to those whose responsibility is known to us, unless other arrangements are made at time of acceptance of order.

All accounts are payable to Outpost Nurseries, Inc., and not to individuals.

CLAIMS—When stock is not delivered by our truck, our responsibility ceases upon delivery of stock in good condition to transportation company. Claims for damage while stock is in transit should be made promptly to the transportation company.

GUARANTEE—Except for Roses and Perennials, we guarantee to replace without charge Nursery Grown Plant Material supplied from our Nursery and planted by us, that dies from natural causes within one year after planting, provided this material has received normal care, and provided payments have been made promptly as arranged. This guarantee excludes fatalities from tornado, severe drought, abnormal winter or other conditions over which we have no control.

CORRESPONDENCE — Correspondence should be addressed to Outpost Nurseries, Inc., Ridgefield, Conn., and not to individuals.

NOMENCLATURE — Recommendations of "Standardized Plant Names" are used as far as possible.

Outpost Nurseries, Inc.

RIDGEFIELD, CONNECTICUT

Telephone : Ridgefield 800

New York Office: 247 Park Avenue

Telephone: Plaza 3-7253

PLANTING GUIDE

We offer the following suggestions in the hope that they may assist you in selecting material for some particular landscape problem.

For further information about each item of plant material listed here, see the descriptive section of this Catalogue Pages 1 to 141 inclusive.

The complete index in the back of the Catalogue will assist you in locating the items on the descriptive pages.

We will gladly discuss with you any problem not covered by this guide. A phone call or postcard will receive our best attention.

Adaptable to Dry Soils

(Soils more than normally dry, but not barren or unusually gravelly)

DECIDUOUS TREES

Acer ginnala
Acer palmatum
Acer pal. atropurpureum
Acer platanoides
Ailanthus glandulosa
Betula populifolia
Crataegus (Hawthorn)
 in variety
Fagus (Beech)
 in variety
Fraxinus americana
Gleditsia triacanthos
Magnolias
 in variety
Platanus orientalis
Sorbus aucuparia

EVERGREEN TREES

Abies concolor
Abies fraseri
Juniperus (Juniper)
 in variety
Picea (Spruce)
 in variety
Pinus (Pine)
 in variety
Pseudotsuga douglasii

DECIDUOUS SHRUBS

Acanthopanax pentaphyllum
Amorpha fruticosa
Azalea calendulacea
Berberis (Barberry)
 in variety
Callicarpa purpurea
Calycanthus floridus
Caragana arborescens
Comptonia asplenifolia
Cydonia japonica
Deutzia
 in variety
Elaeagnus
 in variety
Kolkwitzia amabilis
Lespedeza bicolor
Lonicera (Bush Honeysuckle)
 in variety
Myrica carolinensis
Photinia villosa
Rhodotypos kerrioides
Rhus canadensis
Stephanandra flexuosa
Viburnum
 in variety

OUTPOST NURSERIES, Ridgefield, Conn.

EVERGREEN SHRUBS

Calluna vulgaris
Erica carnea

VINES AND GROUND COVERS

Lonicera japonica halliana
Lycium chinense

ROSES

Shrub and trailing types
in variety

PERENNIALS

Achillea (Yarrow)
in variety
Aethionema (Stonecress)
in variety
Ajuga (Bugle)
in variety
Alyssum (Candytuft)
in variety
Anchusa (Bugloss)
in variety
Aquilegia (Columbine)
in variety
Arabis (Rockcress)
in variety
Artemisia vulgaris lactiflora
Aster alpinus
Centaurea
in variety
Cerastium tomentosum
Coreopsis grandiflora
Dianthus (pinks)
in variety
Gaillardia (Blanket flower)
in variety
Geum (Avens)
in variety

Gypsophila (Babysbreath)
in variety
Helianthemum (Sunrose)
in variety
Heuchera (Coralbells)
in variety
Iberis (Candytuft)
in variety
Iris cristata
Iris germanica
Iris pumila
Iris siberica
Leontopodium sibericum
Limonium latifolium
Linum (Flax)
in variety
Lychnis (Campion)
in variety
Nepeta mussini
Oenothera frut. youngi
Pentstemon
in variety
Phlox amoena
Phlox subulata
Physostegia virg. vivid
Pyrethrum roseum
Rudbeckia purpurea
Salvia azurea grandiflora
Saxifraga (Saxifrage)
in variety
Scabiosa caucasica
Sedum (Stonecrop)
in variety
Sempervivum (Houseleek)
in variety
Teucrium chamaedrys
Thymus (Thyme)
in variety
Veronica (Speedwell)
in variety

Adaptable to Moist Soils

(Soils which retain more than normal moisture, but which are not soggy or poorly drained)

DECIDUOUS TREES

Acer dasycarpum
Acer rubrum
Corylus (Filbert-Hazel)
in variety
Liquidambar styraciflua
Magnolia glauca

Populus berolinensis
Populus bolleana
Salix (Willow)
in variety
Taxodium distichum
Ulmus (Elm)
in variety

OUTPOST NURSERIES, Ridgefield, Conn.

EVERGREEN TREES

Chamaecyparis (Cypress)
in variety
Taxus canadensis
Thuja (Arborvitae)
in variety

DECIDUOUS SHRUBS

Aronia arbutifolia
Aronia melanocarpa
Azaleas
in variety
Benzoin aestivale
Cephalanthus occidentalis
Clethra alnifolia
Cornus (Osier types)
in variety
Exochorda grandiflora
Hamamelis virginiana
Ilex verticillata
Jasminum nudiflorum
Physocarpus opulifolius
Shepherdia argentea
Vaccinium corymbosum

EVERGREEN SHRUBS

Azalea amoena
Azalea hinodegiri
Ilex opaca

PERENNIALS

Aconitum fischeri
Aconitum napellus
Astilbe
in variety
Boltonia latisquama
Chrysanthemum Hybrids
in variety
Chrysanthemum articum
Chrysanthemum maximum
Dicentra (Bleeding-heart)
in variety
Digitalis ambigua
Hemerocallis (Daylily)
in variety
Hibiscus moscheutos
Iris (Japanese) in variety
Lobelia cardinalis
Lythrum salic. roseum
Myosotis pal. semperflorens
Primula veris
Thalictrum adiantifolium
Thalictrum dipterocarpum
Trollius europaeus

Adaptable to Strong Wind Exposure

(For unprotected sites exposed to strong winds)

DECIDUOUS TREES

Acer platanoides
Acer saccharum
Carpinus caroliniana
Crataegus (Hawthorn)
in variety
Fagus sylvatica
Platanus orientalis
Populus berolinensis
Populus bolleana

Quercus palustris
Quercus rubra

EVERGREEN TREES

Juniperus virginiana
Picea (Spruce)
in variety
Pinus (Pine)
in variety

Adaptable to Seashore Planting

(Tolerate salt air and sandy soil conditions)

DECIDUOUS TREES

Acer platanoides
Ginkgo biloba

Halesia tetraptera
Larix europaea
Platanus orientalis

OUTPOST NURSERIES, Ridgefield, Conn.

DECIDUOUS TREES (Cont.)

Prunus maritima
Quercus coccinea
Quercus palustris
Quercus rubra
Ulmus (Elm)
in variety

EVERGREEN TREES

Juniperus virginiana
Pinus (Pine)
in variety
(except Pinus strobus)

DECIDUOUS SHRUBS

Aronia arbutifolia
Aronia melanocarpa
Berberis (Barberry)
in variety
Cornus (Osier Types)
in variety

Forsythia (Goldenbell)
in variety
Hibiscus (Shrub-Althea)
in variety
Hydrangea arb. grand.
Hydrangea paniculata
Hydrangea peegee
Ligustrum (Privet)
in variety
Myrica carolinensis
Philadelphus (Mockorange)
in variety
Vaccinium corymbosum

EVERGREEN SHRUBS

Calluna vulgaris
Erica carnea
Ilex glabra
Ilex opaca

Adaptable to City Conditions

(Tolerate smoke-filled air and car gases)

DECIDUOUS TREES

Acer (Maple)
in variety
(except Acer saccharum)
Aesculus hippocastanum
Cercidiphyllum japonicum
Crataegus (Hawthorn)
in variety
Fagus sylvatica
Fraxinus americana
Ginkgo biloba
Gleditsia triacanthos
Gymnocladus dioica
Liquidambar styraciflua
Magnolia
in variety
Malus (Crabapple)
(flowering) in variety
Platanus orientalis
Populus berolinensis
Populus bolleana
Prunus (Cherry)
(flowering) in variety
Quercus (Oak)
in variety
Salix caprea
Salix gracilistyla

Sorbus aucuparia
Tilia (Linden)
in variety
Ulmus (Elm)
in variety

EVERGREEN TREES

Juniperus chin. pfitzeriana
Juniperus virg. keteleeri
Taxus (Yew)
in variety

DECIDUOUS SHRUBS

Acanthopanax pentaphyllum
Berberis (Barberry)
in variety
Columnea arborescens
Cornus alba sibirica
Euonymus alatus
Euonymus al. compacta
Forsythia (Goldenbells)
in variety
Hibiscus (Shrub-Althea)
in variety
Hydrangea
in variety
Hypericum aureum

OUTPOST NURSERIES, Ridgefield, Conn.

DECIDUOUS SHRUBS (Cont.)

Ligustrum (Privet)
in variety
Rhamnus cathartica
Rhus cotinus
Spiraea
in variety
Stephanandra flexuosa
Viburnum
in variety

EVERGREEN SHRUBS

Azalea amoena
Azalea hinodegiri
Buxus sempervirens
Cotoneaster
in variety
Daphne cneorum
Ilex (Holly)
in variety

Kalmia latifolia
Leucothoe catesbaei
Mahonia aquifolium
Pachistima canbyi
Pieris (Andromeda)
in variety

VINES AND GROUND COVERS

Ampelopsis (Deciduous Ivy)
in variety
Euonymus (Wintercreeper)
in variety
Hedera (English Ivy)
in variety
Lonicera japonica halliana
Pachysandra terminalis
Wisteria
in variety

Adaptable to Shaded Conditions

(Areas receiving sunlight for only half the day)
(not dense shade)

DECIDUOUS TREES

Cercis canadensis
Cornus florida
Halesia tetraptera
Oxydendrum arboreum

EVERGREEN TREES

Picea glauca conica
Taxus (Yew)
in variety
Tsuga (Hemlock)
in variety.

DECIDUOUS SHRUBS

Acanthopanax pentaphyllum
Amelanchier canadensis
Aronia (Chokeberry)
in variety
Azalea
in variety
(except *A. yodogawa*)
Benzoin aestivale
Berberis (Barberry)
in variety
Cephalanthus occidentalis
Clethra alnifolia

Colutea arborescens
Cornus (Osier Types)
in variety
Cotoneaster
in variety
Euonymus (Burningbush)
in variety
Exochorda grandiflora
Forsythia (Goldenbells)
in variety
Hamamelis virginiana
Hydrangea
in variety
Hypericum aureum
Hypericum moserianum
Ilex verticillata
Jasminum nudiflorum
Ligustrum amurense
(North)
Ligustrum i. regelianum
Lonicera (Bush Honeysuckle)
in variety
Philadelphus (Mockorange)
in variety
Physocarpus opulifolius
Shepherdia argentea
Sorbaria sorbifolia

OUTPOST NURSERIES, Ridgefield, Conn.

DECIDUOUS SHRUBS (Cont.)

Spiraea
in variety
Symphoricarpos
in variety
Vaccinium corymbosum
Viburnum
in variety
Weigela
in variety

EVERGREEN SHRUBS

Azalea amoena
Azalea hinodegiri
Buxus (Box)
in variety
Cotoneaster
in variety
Daphne cneorum
Ilex (Holly)
in variety
Kalmia latifolia
Leucothoe catesbaei
Mahonia aquifolium
Pachistima canbyi
Pieris (Andromeda)
in variety
Rhododendrons
in variety

VINES AND GROUND COVERS

Actinidia arguta
Ampelopsis (Deciduous Ivy)
in variety
Bignonia (Trumpet creeper)
in variety
Euonymus (Winter creeper)
in variety
Hedera (English Ivy)
in variety
Lonicera japonica halliana
Lycium chinense
Pachysandra terminalis
Polygonum auberti
Vinca minor
Wisteria
in variety

PERENNIALS

Achillea ptarmica The Pearl
Aconitum fischeri
Aconitum napellus
Ajuga genevensis
Ajuga reptans
Anchusa italica dropmore
Anchusa mysotidiflora
Anemone
in variety
Aquilegia (Columbine)
in variety
Arenaria v. caespitosa
Asclepias tuberosa
Aster alpinus
A. subcaer. Wartburg Star
Astilbe
in variety
Aubretia deltoidea hybrids
Dicentra eximia
Dicentra spectabilis
Digitalis ambigua
Helleborus niger
Heuchera sanguinea
Hosta lancifolia
Hosta variegata
Iberis (Candytuft)
in variety
Iris pumila
Iris siberica
Lobelia cardinalis
Lychnis chalcedonica
Lythrum sal. roseum
Mertensia virginica
Monarda didyma
Monarda d. rosea
Myosotis scorpioides
Platycodon grandiflorum
Platycodon mariesi
Primula veris
Sedum (Stonecrop)
in variety
Thalictrum dipterocarpum
Trollius europaeus
Trollius ledebouri
Veronica (Speedwell)
in variety
Viola (Violet)
in variety

Evergreens Adaptable for Windbreaks

Abies concolor
Abies fraseri
Picea (Spruce)
in variety

Pinus (Pine)
in variety
Pseudotsuga douglasi
Tsuga canadensis

Adaptable for Hedge Work

(Compact growth — tolerate close planting — stand shearing)

DECIDUOUS TREES

Acer ginnala
Carpinus betulus
Carpinus caroliniana
Crataegus coccinea
C. crus-galli
C. oxycantha
Fagus sylvatica
Fagus syl. purpurea
Gleditsia triacanthos

EVERGREEN TREES

Chamaecyparis (Cypress)
in variety
Picea canadensis
Taxus (Yew)
in variety
Thuja occidentalis
Thuja occ. pyramidalis
Thuja occ. wareana
Tsuga canadensis

DECIDUOUS SHRUBS

Berberis thunbergi
Berberis t. atropurpurea
Berberis t. minor
Cydonia japonica
Hibiscus (Shrub-Althea)
in variety
Kolkwitzia amabilis
Ligustrum (Privet)
in variety
Spiraea
in variety
Syringa (Lilac)
in variety

EVERGREEN SHRUBS

Buxus sempervirens
Ilex (Holly)
in variety

Suitable for Alpine or Rock Work

EVERGREEN TREES

Chamaecyparis obtusa nana
Juniperus chin. sargentii
Jun. comm d. plumosa
Jun. hor. douglasi
Jun. hor. glauca
Jun. squamata
Picea excelsa pygmaea
Picea glauca conica
Pinus montana mughus
Taxus baccata rependens
Taxus cusp. nana
Tsuga canadensis pendula

EVERGREEN SHRUBS

Azalea amoena
Azalea hinodegiri
Berberis verruculosa
Calluna vulgaris
Daphne cneorum
Erica carnea
Ilex crenata
Ilex c. microphylla
Leucothoe catesbaei
Pachistima canbyi

OUTPOST NURSERIES, Ridgefield, Conn.

PERENNIALS

- | | |
|-------------------------------------|-------------------------------|
| <i>Achillea tomentosa</i> | <i>Iberis sempervirens</i> |
| <i>Aethionema persicum</i> | <i>Iberis s. Little Gem</i> |
| <i>Ajuga genevensis</i> | <i>Iris cristata</i> |
| <i>Ajuga reptans</i> | <i>Iris pumila</i> |
| <i>Alyssum argenteum</i> | <i>Lavandula officinalis</i> |
| <i>A. saxatile compactum</i> | <i>Leontopodium sibericum</i> |
| <i>Anchusa mysotidiflora</i> | <i>Limonium latifolium</i> |
| <i>Anemone pulsatilla</i> | <i>Linum perenne</i> |
| <i>Aquilegia caerulea</i> | <i>Mertensia virginica</i> |
| <i>Aquilegia flab. nana alba</i> | <i>Myosotis scorpiodes</i> |
| <i>Arabis alpina</i> | <i>Nepeta mussini</i> |
| <i>Arrenaria v. caepitosa</i> | <i>Phlox amoena</i> |
| <i>Aster alpinus</i> | <i>Phlox divaricata</i> |
| <i>A. alp. Geliath</i> | <i>Phlox ovata</i> |
| <i>Aster sub. Wartburg Star</i> | <i>Phlox subulata</i> |
| <i>Aubretia delt. hybrids</i> | <i>Platycodon mariesi</i> |
| <i>Campanula carpatica</i> | <i>Primula veris</i> |
| <i>Campanula rotundifolia</i> | <i>Santolina cham. incana</i> |
| <i>Cerastium tomentosum</i> | <i>Sedum (Stonecrop)</i> |
| <i>Dianthus arenarius</i> | <i>in variety</i> |
| <i>Dianthus deltoides</i> | <i>Statice armeria</i> |
| <i>Dianthus plum. semperflorens</i> | <i>Teucrium chamaedrys</i> |
| <i>Dicentra eximia</i> | <i>Thymus (Thyme)</i> |
| <i>Geum (Avens)</i> | <i>Tunica saxifraga</i> |
| <i>Hellebrous niger</i> | <i>Veronica (Speedwell)</i> |
| <i>Heuchera sanguinea</i> | <i>in variety</i> |
| <i>Hypericum fragile</i> | <i>Viola cornuta</i> |
| | <i>Viola odorata</i> |

DECIDUOUS TREES



Deciduous Trees drop their foliage in late Fall and Winter.



QUERCUS RUBRA—RED OAK

Except in such varieties where heights only are given, Deciduous Trees are measured by their caliper, i. e., the diameter of the trunk six inches above the ground for Trees up to six inches caliper. Trees six inches, or over in caliper are measured one foot above the ground.

Sizes in caliper as catalogued include Trees measuring the smaller size, or between the two sizes given, but do not include Trees measuring the larger size. Example: Tree measuring $3\frac{1}{4}$ inches rates as 3 to $3\frac{1}{2}$ inches; Tree measuring $3\frac{1}{2}$ inches, rates as $3\frac{1}{2}$ to 4 inches.

Heights given with caliper measurements are general averages, and are approximate only. Where no caliper appears, height is the governing measurement.

Trees not marked "B&B" (Balled and Burlapped) can be moved with bare roots when dormant. Should balling and burlapping be desired on such Trees, an extra charge will be made at the following rates.

2-3 inches caliper	\$2.50 each
3-4 inches caliper	4.00 each
4-5 inches caliper	6.00 each

See General Information for further details
on balling and burlapping.

Also see Lists, front of book, for further information.

ACER — MAPLE

Height 60 to 80 ft., except as noted; heavy structured Trees; furrowed bark in mature Trees; large handsome foliage; splendid Fall coloring. The small ornamental species are used for their individual characteristics.

ACER DASYCARPUM

SILVER MAPLE

Graceful and rapid growing; leaves finely cut, silvery on the underside, turning a clear yellow in the Fall.

Caliper	Height	Each	Per 10
1 3/4-2 in.	12 ft.	\$ 4.00	\$ 36.00
2 -2 1/2 in.	14 ft.	5.00	45.00
2 1/2-3 in.	16 ft.	6.50	60.00
3 -3 1/2 in.	18 ft.	8.50	
*6 -7 in.	26 ft. B&B	60.00	
*7 -8 in.	27 ft. B&B	75.00	
8 -9 in.	28 ft. B&B	90.00	

Larger sizes on application.

See page 144 for special offering of Silver Maples

ACER DASYCARPUM WIERI

WIER MAPLE

Rapid growing; more graceful than Acer dasycarpum because of the decidedly drooping branches and deeply cut lacy foliage.

*5 1/2-6 in.	24 ft. B&B	\$45.00	
--------------	------------------	---------	--

Larger sizes on application.

ACER GINNALA

AMUR MAPLE

Height 20 ft.; low branched; dense upright habit; brilliant Fall foliage coloring.

3-4 ft.	1.00	9.00
4-5 ft.	1.75	15.00
5-6 ft. B&B	3.00	27.50
6-7 ft. B&B	4.50	40.00

Heavy specimens

8-10 ft. B&B	15.00	
10-12 ft. B&B	20.00	

ACER PALMATUM

JAPANESE MAPLE

Height 12 to 15 ft.; graceful spreading form; coarsely cut green foliage.

1 1/2-2 ft. B&B	3.25	30.00
2 -2 1/2 ft. B&B	4.00	36.00
2 1/2-3 ft. B&B	5.00	45.00

* Supply very limited.

ACER PALMATUM ATROPURPUREUM

BLOODLEAF JAPANESE MAPLE

Height 8 to 10 ft.; graceful spreading form; the coarsely cut foliage is rich purple-red throughout the Spring and Summer.

Caliper	Height	Each	Per 10
	1 1/2-2 ft. B&B	\$ 3.25	\$ 30.00
	2 -2 1/2 ft. B&B	4.00	36.00
	2 1/2-3 ft. B&B	5.00	45.00
	3 -3 1/2 ft. B&B	6.00	55.00
	3 1/2-4 ft. B&B	7.00	62.50
	4 -4 1/2 ft. B&B	8.50	75.00
	4 1/2-5 ft. B&B	11.50	100.00
	5 -6 ft. B&B	15.00	135.00
	6 -7 ft. B&B	20.00	180.00

ACER PLATANOIDES

NORWAY MAPLE

Compact symmetrical head; strong firm branches; hardwood; clean dark green foliage turns clear yellow in the Fall and remains on the Tree until Winter.

2 -2 1/2 in.	12 ft.	6.00	55.00
2 1/2-3 in.	14 ft.	8.00	72.50
3 -3 1/2 in.	16 ft.	11.50	100.00
3 1/2-4 in.	17 ft.	15.00	135.00
4 -4 1/2 in.	18 ft. B&B	27.50	250.00
4 1/2-5 in.	19 ft. B&B	37.50	325.00
5 -5 1/2 in.	20 ft. B&B	47.50	425.00
5 1/2-6 in.	22 ft. B&B	57.50	525.00
6 -7 in.	24 ft. B&B	75.00	675.00
7 -8 in.	26 ft. B&B	90.00	800.00
8 -9 in.	28 ft. B&B	110.00	

Larger sizes on application.

See page 144 for special offering of Norway Maples.

ACER PLATANOIDES GLOBOSUM

GLOBE MAPLE

Height 10 to 12 ft.; dwarf form of Acer platanoides; dense round head. Usually grafted on stems 6 ft. from the ground. Well developed heads.

2 -2 1/2 in.	10 ft. B&B	10.00	90.00
2 1/2-3 in.	10 ft. B&B	12.00	105.00
3 -3 1/2 in.	12 ft. B&B	15.00	135.00

ACER PLATANOIDES SCHWEDLERI

SCHWEDLER MAPLE

Striking variety of Acer platanoides; brilliant purple-crimson foliage in the Spring, shading to rich dark green in mid-Summer.

ACER PLATANOIDES SCHWEDLERI (Cont.) SCHWEDLER MAPLE

Caliper	Height	Each	Per 10
3 -3½ in.	16 ft.	\$12.50	\$110.00
3½-4 in.	17 ft.	17.50	150.00
4 -4½ in.	18 ft. B&B	30.00	

Larger sizes on application.

ACER RUBRUM RED MAPLE

Scarlet and orange foliage coloring in the Fall; early scarlet flowers; bright red fruit in late Spring.

*3½-4 in.	20 ft. B&B	25.00
*4 -4½ in.	22 ft. B&B	35.00
*4½-5 in.	24 ft. B&B	47.50
*5 -5½ in.	25 ft. B&B	60.00

Larger sizes on application.

ACER SACCHARUM SUGAR MAPLE

Upright growth; broad spreading head; strong rugged framework; hard wood; the foliage is brilliant yellow, orange and scarlet in the Fall.

2 -2½ in.	14 ft.	7.50	67.50
2½-3 in.	16 ft. ..	10.00	90.00
3 -3½ in.	18 ft.	15.00	135.00
3½-4 in.	19 ft. B&B	25.00	225.00
4 -4½ in.	20 ft. B&B	35.00	315.00
4½-5 in.	22 ft. B&B	47.50	425.00
5 -5½ in.	24 ft. B&B	60.00	550.00

Larger sizes on application.

AESCULUS — HORSECHESTNUT

AESCULUS HIPPOCASTANUM HORSECHESTNUT

Height 50 to 70 ft.; large symmetrical Tree, early bursting foliage buds; heavy dense foliage; very large clusters of creamy white flowers in May.

*3 -3½ in.	12 ft. B&B	20.00
3½-4 in.	14 ft. B&B	25.00
*4 -4½ in.	15 ft. B&B	32.50

AILANTHUS — AILANTHUS

AILANTHUS GLANDULOSA AILANTHUS

Height 40 to 50 ft.; very rapid growing; stands adversity well; tropical appearance of the compound green leaves is interesting. Also known as Tree of Heaven.

* Supply very limited.

AILANTHUS GLANDULOSA (Cont.)

AILANTHUS

Caliper	Height	Each	Per 10
*3 -3½ in.	15 ft.	\$6.00	
*3½-4 in.	17 ft.	7.50	
*4 -4½ in.	19 ft. B&B	15.00	

AMYGDALUS — PEACH

FLOWERING PEACH

Height 8 to 10 ft.

AMYGDALUS PERSICA FLORE-PLENA

DOUBLE PEACH

The Double Flowering Ornamental form of the Peach; pink or white flowers, in rosettes, before the leaves; late April to early May.

5-6 ft. B&B	3.00	\$ 27.50
6-8 ft. B&B	4.50	40.00

AMYGDALUS PERSICA PENDULA

WEeping PEACH

Type of the above with pendulous branches.
Double pink and double white flowers.

4-5 ft. B&B	2.00	17.50
5-6 ft. B&B	3.00	27.50
6-8 ft. B&B	4.50	40.00

AMYGDALUS PERSICA ATROPURPUREA

BLOODLEAF PEACH

Form with single rose pink flowers and dark red foliage.

5-6 ft. B&B	3.00	27.50
6-8 ft. B&B	4.50	40.00
8-10 ft. B&B	6.00	55.00
10-12 ft. B&B	8.50	75.00

Flowering Cherry and Plum — See Prunus; Deciduous Trees.

Flowering Almond — See Prunus; Deciduous Shrubs.

BETULA — BIRCH

Height 30 to 50 ft.; graceful form of growth; distinctive bark.

BETULA ALBA

EUROPEAN WHITE BIRCH

White bark; foliage small and finely-toothed; long flowers or catkins decorative in early Spring.

Native White Birch Clumps listed under *Betula populifolia*.

1¾-2 in.	10 ft. B&B	7.50	67.50
2 -2½ in.	12 ft. B&B	10.00	90.00
2½-3 in.	14 ft. B&B	15.00	135.00
*3 -3½ in.	16 ft. B&B	20.00	

* Supply very limited.

BETULA ALBA LACINIATA

CUTLEAF WEEPING BIRCH

Popular for its drooping habit of growth; clear white bark; deeply cut leaves.

Caliper	Height	Each	Per 10
1 ³ / ₄ -2 in.	12 ft. B&B	\$ 8.50	\$ 75.00
*2 -2 ¹ / ₂ in.	14 ft. B&B	11.50	

BETULA LENTA

SWEET BIRCH

Native Tree; pyramidal when young; broad headed at maturity; brown cherry-like aromatic bark; slender pendulous branches; foliage clear yellow in the Fall.

Single Stem.

1 ³ / ₄ -2 in.	6-8 ft. B&B	5.00	45.00
--------------------------------------	-------------------	------	-------

Also larger selected specimen Trees, nursery grown and collected—prices on application.

BETULA NIGRA

RIVER BIRCH

Usually grows in clumps of 2 or more stems; produces wide spreading head; bark silvery-gray when young, and reddish-brown when mature; peeling bark creates picturesque effect.

Limited quantity heavy nursery grown. Clumps 25 to 30 ft. high. Prices on application.

BETULA PAPYRIFERA

CANOE BIRCH

Long-lived; large leaved native variety; heavy structured; usually single trunked with white bark.

The Birch from which the Indians built their canoes.

*2 -2 ¹ / ₂ in.	6- 8 ft. B&B	6.50
*2 ¹ / ₂ -3 in.	8-12 ft. B&B	9.00

Larger sizes on application.

BETULA POPULIFOLIA

GRAY BIRCH

Our native American White Birch, found growing in New England, generally in clumps with two or more stems.

Collected Clumps—2 to 5 stems.

6-8 ft. B&B	6.00	55.00
8-10 ft. B&B	7.50	67.50
10-12 ft. B&B	10.00	90.00
12-14 ft. B&B	15.00	135.00
14-16 ft. B&B	20.00	180.00

Collected Clumps—6 to 10 stems.

8-10 ft. B&B	10.00	90.00
10-12 ft. B&B	15.00	135.00
12-14 ft. B&B	20.00	180.00
14-16 ft. B&B	30.00	275.00

Larger collected specimens available—prices on application.

* Supply very limited.

CARPINUS — HORNBEAM

Shrubby, symmetrical growth when sheared, picturesquely irregular in natural growth; leaves remain well into winter; suitable for hedges.

CARPINUS BETULUS

EUROPEAN HORNBEAM

Height 40 to 50 ft.; dense compact habit.

Caliper	Height	Each	Per 10
	2- 3 ft. B&B	\$ 2.50	\$ 22.50
	3- 4 ft. B&B	3.50	31.50
	4- 5 ft. B&B	5.00	45.00

Heavy sheared specimens.

* 6- 7 ft. B&B	13.50
* 7- 8 ft. B&B	17.50
* 8-10 ft. B&B	22.50
*10-12 ft. B&B	27.50

See page 144 for special offering of European Hornbeams

CARPINUS CAROLINIANA

AMERICAN HORNBEAM

Height 20 to 30 ft.; slender drooping branches; bluish-gray bark.

6- 7 ft. B&B	10.00	
7- 8 ft. B&B	12.50	
8-10 ft. B&B	15.00	135.00
10-12 ft. B&B	20.00	180.00
12-14 ft. B&B	25.00	225.00
14-16 ft. B&B	32.50	

CERCIDIPHYLLUM — KATSURA

CERCIDIPHYLLUM JAPONICUM

KATSURA-TREE

Height 40 to 50 ft.; shrubby, symmetrical and pyramidal in form; the foliage is purplish when unfolding in the Spring, light green in the Summer and turns to bright yellow or scarlet in the Fall.

Heavy specimens.

14-16 ft. B&B	20.00	180.00
16-18 ft. B&B	25.00	225.00
18-20 ft. B&B	30.00	275.00
20-22 ft. B&B	35.00	
*22-24 ft. B&B	40.00	
*24-26 ft. B&B	45.00	

* Supply very limited.

CORNUS — DOGWOOD

The wide-spreading horizontal branches create a distinctive open effect; the twiggy branches and the next season's flower buds add a note of interest throughout the Winter; the flowers appear before the leaves in early Spring, except in the variety *Cornus kousa*; the foliage and fruit turn a brilliant scarlet in the Fall.

CORNUS FLORIDA

WHITE FLOWERING DOGWOOD

Height 20 to 25 ft.; shelves of large four-petalled white blooms; this is the popular native Dogwood.

Single stem — Low or high branched.

Caliper	Height	Each	Per 10
	4-5 ft. B&B	\$ 4.00	\$ 36.00
	5-6 ft. B&B	5.00	45.00
	6-8 ft. B&B	7.50	67.50
	8-10 ft. B&B	10.00	90.00
Specimens			
2 -2½ in.	8-10 ft. B&B	13.50	120.00
2½-3 in.	8-12 ft. B&B	20.00	180.00
3 -3½ in.	10-14 ft. B&B	27.50	250.00
3½-4 in.	12-16 ft. B&B	35.00	315.00
4 -4½ in.	12-16 ft. B&B	45.00	400.00
Bush Form			
Clumps			
	3-4 ft. B&B	4.00	36.00
	4-5 ft. B&B	5.00	45.00
	5-6 ft. B&B	6.50	60.00
	6-8 ft. B&B	9.00	80.00
	8-10 ft. B&B	12.50	110.00
	10-12 ft. B&B	17.50	150.00

Also larger selected specimen trees — nursery grown and collected — prices on application.

CORNUS FLORIDA PLENA

DOUBLEFLOWERING WHITE DOGWOOD

Height 15 ft.; a form of *Cornus florida* with large semi-double white flowers which appear somewhat later than the native type.

Single Stem — Low branched.

	6-7 ft. B&B	7.00	62.50
	7-8 ft. B&B	8.50	75.00
	8-10 ft. B&B	12.50	110.00
Specimens.			
2 -2½ in.	8-10 ft. B&B	17.50	150.00
2½-3 in.	9-12 ft. B&B	25.00	

CORNUS FLORIDA RUBRA PINK FLOWERING DOGWOOD

Height 18 to 20 ft.; the flowers are similar to *Cornus florida* in size and shape and vary in color from pink to red.

Single Stem — Low-branched.

Caliper	Height	Each	Per 10
	4-5 ft. B&B	\$ 5.00	\$ 45.00
	5-6 ft. B&B	6.00	55.00
	6-7 ft. B&B	7.00	62.50
	7-8 ft. B&B	8.50	75.00
	8-10 ft. B&B	12.50	110.00
Specimens.			
2 -2½ in.	8-10 ft. B&B	20.00	180.00
2½-3 in.	10-12 ft. B&B	27.50	

See also *Cornus* — Deciduous Shrubs.

CORYLUS — FILBERT

CORYLUS AMERICANA AMERICAN HAZELNUT

Height 6 to 10 ft.; shrub-like growth; large green leaves; edible nuts are borne in clusters, late Fall.

4-5 ft. B&B	2.50	22.50
5-6 ft. B&B	3.50	31.50
6-7 ft. B&B	5.00	

CORYLUS AVELLANA ATROPURPUREA PURPLE FILBERT

Height 12 to 15 ft.; low-branched; shrubby, with large purple foliage; flower catkins appear in June.

Specimens.

8-10 ft. B&B	15.00
--------------------	-------

CRATAEGUS — HAWTHORN

Height 20 to 30 ft.; except as noted; dense symmetrical Trees of picturesque appearance; thorny low-spreading branches; glossy dark green foliage; attractive clusters of flowers in late Spring; decorative fruit; suitable for hedges.

CRATAEGUS ARNOLDIANA ARNOLD HAWTHORN

Open headed Tree; single white flowers; round bright crimson fruit.

Extra heavy specimens

2 -2½ in.	8-10 ft. B&B	30.00	
2½-3 in.	10-12 ft. B&B	40.00	350.00
3 -3½ in.	10-12 ft. B&B	50.00	

CRATAEGUS COCCINEA

THICKET HAWTHORN

Height 15 to 20 ft.; long curved thorns; single white flowers; reddish-brown fruit.

Caliper	Height	Each	Per 10
	3-4 ft. B&B	\$ 2.50	\$ 22.50
	4-5 ft. B&B	3.50	31.50
	5-6 ft. B&B	4.50	40.00
	6-7 ft. B&B	6.00	
	7-8 ft. B&B	8.50	
Specimens			
2 -2½ in.	8-10 ft. B&B	15.00	
Extra heavy specimens			
2½-3 in.	8-10 ft. B&B	30.00	
3 -3½ in.	8-12 ft. B&B	40.00	
3½-4 in.	10-12 ft. B&B	50.00	
4½-5 in.	10-12 ft. B&B	75.00	

CRATAEGUS CORDATA

WASHINGTON HAWTHORN

Brilliant Fall foliage coloring; single white flowers; bright red fruit.

	3-4 ft. B&B	3.50	31.50
	4-5 ft. B&B	4.50	40.00
	5-6 ft. B&B	6.00	55.00
	6-7 ft. B&B	7.50	67.50
Specimens			
2 -2½ in.	7-10 ft. B&B	20.00	180.00
2½-3 in.	10-12 ft. B&B	25.00	225.00
3 -3½ in.	10-12 ft. B&B	35.00	315.00
3½-4 in.	12-14 ft. B&B	45.00	400.00
Extra heavy specimens			
2½-3 in.	8-10 ft. B&B	40.00	
3 -3½ in.	10-12 ft. B&B	50.00	
3½-4 in.	12-14 ft. B&B	60.00	

CRATAEGUS CRUSGALLI

COCKSPUR THORN

Wide-spreading, slightly drooping branches; conspicuous long slender thorns; foliage glossy dark green in summer and orange or scarlet in the Fall; single white flowers; showy scarlet fruit.

	3-4 ft. B&B	2.50	22.50
	4-5 ft. B&B	3.50	31.50
	5-6 ft. B&B	4.50	40.00
	6-7 ft. B&B	6.00	55.00
	7-8 ft. B&B	8.50	75.00
	8-10 ft. B&B	11.50	100.00

CRATAEGUS CRUSGALLI (Cont.)

COCKSPUR THORN

Specimens			Each	Per 10
Caliper	Height			
2 -2½ in.	8-10 ft. B&B		\$15.00	\$135.00
2½-3 in.	10-12 ft. B&B		20.00	180.00
Extra heavy specimens				
3 -3½ in.	10-12 ft. B&B		40.00	350.00
3½-4 in.	10-12 ft. B&B		50.00	

CRATAEGUS MOLLIS

DOWNY HAWTHORN

Short stout thorns; white flowers shaded red; large scarlet pear-shaped fruit.

	6-7 ft. B&B		6.00	55.00
	7-8 ft. B&B		8.50	75.00
Specimens				
2 -2½ in.	8-10 ft. B&B		15.00	135.00
2½-3 in.	10-12 ft. B&B		20.00	180.00

CRATAEGUS OXYCANTHA

ENGLISH HAWTHORN

Height 15 to 20 ft.; spreading branches, stout thorns, single white flowers; scarlet fruit.

	4-5 ft. B&B		4.00	36.00
	5-6 ft. B&B		5.00	
	6-7 ft. B&B		6.50	60.00
	7-8 ft. B&B		9.00	80.00
Specimens				
2 -2½ in.	8-10 ft. B&B		17.50	150.00
2½-3 in.	8-10 ft. B&B		22.50	
Extra heavy specimens				
3 -3½ in.	10-12 ft. B&B		40.00	350.00
3½-4 in.	12-14 ft. B&B		50.00	
4 -4½ in.	12-14 ft. B&B		60.00	

CRATAEGUS OXYCANTHA ALBOPLENA

DOUBLE WHITE ENGLISH HAWTHORN

Double white flowers.

	4-5 ft. B&B		4.00	36.00
	5-6 ft. B&B		5.00	45.00
	6-7 ft. B&B		6.50	60.00
	7-8 ft. B&B		9.00	80.00
Specimens				
2 -2½ in.	8-10 ft. B&B		17.50	
Extra heavy specimens				
2½-3 in.	8-10 ft. B&B		30.00	
3 -3½ in.	8-10 ft. B&B		40.00	

CRATAEGUS OXYCANTHA CHARLES X
SCARLET ENGLISH HAWTHORN

Single scarlet flowers.

Caliper	Height	Each	Per 10
	4-5 ft. B&B	\$ 4.00	\$ 36.00
	5-6 ft. B&B	5.00	45.00
	6-7 ft. B&B	6.50	
	7-8 ft. B&B	9.00	

CRATAEGUS OXYCANTHA PUNICEA RED ENGLISH HAWTHORN

Single deep red flowers.

	7-8 ft. B&B	9.00	
Extra heavy specimens.			
2 1/2-3 in.	8-10 ft. B&B	30.00	
3 -3 1/2 in.	8-10 ft. B&B	40.00	

CRATAEGUS OXYCANTHA ROSEA NOVA
PINK ENGLISH HAWTHORN

Single pink flowers.

4-5 ft. B&B	4.00	36.00
5-6 ft. B&B	5.00	45.00
6-7 ft. B&B	6.50	60.00
7-8 ft. B&B	9.00	80.00

CRATAEGUS OXYCANTHA ROSEA PLENA
DOUBLE PINK ENGLISH HAWTHORN

Double pink flowers.

3-4 ft. B&B	3.00	
4-5 ft. B&B	4.00	
5-6 ft. B&B	5.00	
6-7 ft. B&B	6.50	
7-8 ft. B&B	9.00	

CRATAEGUS OXYCANTHA SPLENDENS
PAUL DOUBLE SCARLET HAWTHORN

Double scarlet flowers; a blaze of color in the blooming season.

4-5 ft. B&B	4.00	36.00
5-6 ft. B&B	5.00	45.00
6-7 ft. B&B	6.50	60.00
7-8 ft. B&B	9.00	80.00
Specimens.		
2 -2 1/2 in.	8-10 ft. B&B	17.50
Extra heavy specimens.		
2 1/2-3 in.	8-10 ft. B&B	30.00
3 -3 1/2 in.	10-12 ft. B&B	40.00
3 1/2-4 in.	10-12 ft. B&B	50.00

See Page 144 for special offering of Paul Double Scarlet Hawthorns

14 OUTPOST NURSERIES, Ridgefield, Conn.

CRATAEGUS PUNCTATA

DOTTED HAWTHORN

Horizontal branching with short thorns; single white flowers; the large rounded dull red fruit is dotted.

Caliper	Height	Each	Per 10
	5-6 ft. B&B	\$ 5.00	\$ 45.00
	6-7 ft. B&B	6.50	60.00
	7-8 ft. B&B	9.00	80.00
Specimens.			
2 -2½ in.	8-10 ft. B&B	17.50	150.00

CRATAEGUS TOMENTOSA

PEAR HAWTHORN

Large dull green leaves; sometimes thornless; single white flowers; small fruit shading reddish-yellow to clear yellow.

5-6 ft. B&B	5.00	45.00
6-7 ft. B&B	6.50	60.00
7-8 ft. B&B	9.00	80.00

FAGUS — BEECH

Height 50 to 60 ft.; except as noted; broad symmetrical Trees; conspicuous light gray bark; clean dark green foliage.

FAGUS AMERICANA

AMERICAN BEECH

Native Tree with interesting habit; foliage green in Summer turning orange in the Fall.

1½-2 in.	8 ft. B&B	7.50	67.50
2 -2½ in.	10 ft. B&B	10.00	90.00
2½-3 in.	12 ft. B&B	12.50	110.00
3 -3½ in.	13 ft. B&B	15.00	135.00

FAGUS SYLVATICA

EUROPEAN BEECH

Low-branched; the leaves tend to remain on the Tree during the Winter; readily responsive to pruning; suitable for hedges.

	2-3 ft. B&B	2.00	17.50
	3-4 ft. B&B	3.00	27.50
	4-5 ft. B&B	4.50	40.00
	5-6 ft. B&B	6.50	60.00
	6-7 ft. B&B	9.00	80.00
	7-8 ft. B&B	11.50	100.00
	8-10 ft. B&B	15.00	135.00
Specimens			
	7-8 ft. B&B	15.00	135.00
	8-10 ft. B&B	17.50	150.00

FAGUS SYLVATICA (Cont.)

EUROPEAN BEECH

Caliper	Height	Each	Per 10
	10-12 ft. B&B	\$25.00	\$225.00
	12-14 ft. B&B	35.00	315.00
	14-16 ft. B&B	45.00	400.00

Also heavier specimens — prices on application.

See page 144 for special offering of European Beech

FAGUS SYLVATICA ASPLENIFOLIA

FERNLEAF BEECH

Height 20 to 30 ft.; a form with dense, shrubby growth and finely cut leaves, which produce a lacy effect.

*4-5 ft. B&B	7.50
--------------------	------

FAGUS SYLVATICA PENDULA

WEeping BEECH

Height 35 ft.; similar to *Fagus sylvatica*, but with decidedly pendulous branches.

* 6-7 ft. B&B	12.50
* 7-8 ft. B&B	15.00
* 8-10 ft. B&B	20.00
*10-12 ft. B&B	25.00

FAGUS SYLVATICA PURPUREA

PURPLE BEECH

Similar to *Fagus sylvatica*, except for the foliage, which is crimson in the Spring, shading to purple in the Summer; suitable for hedges.

3-4 ft. B&B	4.50	40.00
4-5 ft. B&B	6.00	55.00
5-6 ft. B&B	8.50	75.00
6-7 ft. B&B	12.50	110.00
7-8 ft. B&B	15.00	135.00
8-10 ft. B&B	20.00	

FRAXINUS — ASH

FRAXINUS AMERICANA

WHITE ASH

Height 60 to 80 ft.; fast-growing, native hardwood, graceful oval head; the foliage turns to bronze-purple in the Fall.

See also *Sorbus aucuparia* — Mountain Ash.

2 -2½ in.	12 ft.	7.50	67.50
*3 -3½ in.	15 ft.	12.50	
*4½-5 in.	20 ft. B&B	37.50	

* Supply very limited.

GINKGO — MAIDENHAIR-TREE

GINKGO BILOBA

MAIDENHAIR-TREE

Height 60 to 80 ft.; ancient oriental Tree; when untrimmed is open-growing and exotic in appearance; the fan-shaped foliage which resembles Maidenhair Fern is clear green in the Summer and yellow in the Fall.

Caliper	Height	Each	Per 10
2 -2½ in.	11 ft.	\$13.50	\$120.00
2½-3 in.	12 ft.	18.50	167.50
3 -3½ in.	13 ft. B&B	30.00	275.00
3½-4 in.	15 ft. B&B	37.50	325.00
4 -4½ in.	18 ft. B&B	47.50	425.00
4½-5 in.	20 ft. B&B	60.00	550.00
5 -5½ in.	22 ft. B&B	72.50	

GLEDITSIA — HONEYLOCUST

GLEDITSIA TRIACANTHOS

HONEYLOCUST

Height 50 to 60 ft.; broad graceful head; the light green finely divided foliage turns clear yellow at frost; conspicuous reddish-brown seed pods in the Fall; compound thorns.

1¾-2 in.	10 ft.	7.00	62.50
2 -2½ in.	12 ft.	9.00	80.00
2½-3 in.	14 ft.	12.50	110.00
3 -3½ in.	16 ft. B&B	22.50	200.00
3½-4 in.	18 ft. B&B	27.50	
4 -4½ in.	20 ft. B&B	37.50	
4½-5 in.	22 ft. B&B	47.50	

GORDONIA — GORDONIA

GORDONIA ALATAMAHA

GORDONIA

Height 15 to 20 ft.; low-branched ornamental Tree with horizontal branching, producing picturesque effect; foliage bright green, turning scarlet and maroon in the Fall; fragrant creamy-white flowers in September and October, which resemble in form and fragrance the gardenia.

Also known botanically as *Franklinia alatamaha*.

*4-5 ft. B&B	12.50
*5-6 ft. B&B	17.50

GYMNOCLADUS — KENTUCKY COFFEETREE

GYMNOCLADUS DIOICA

KENTUCKY COFFEETREE

Height 60 to 70 ft.; bold, sturdy appearance; upright form of

* Supply very limited.

GYMNOCLADUS DIOICA (Cont.)

KENTUCKY COFFEETREE

growth; coarse bark and twigs; immense compound leaves; long brown seed pods clinging to the Tree through the Winter.

Caliper	Height	Each	Per 10
*2½-3 in.	15 ft.	\$ 8.00	
*3 -3½ in.	17 ft. B&B	12.50	
*3½-4 in.	19 ft. B&B	17.50	

HALESIA — SILVERBELL

HALESIA TETRAPTERA

GREAT SILVERBELL

Height 20 to 25 ft.; irregular spreading habit; large bright green oblong leaves; white drooping bell-shaped flowers appear before or with the leaves; winged light brown fruit.

	4-5 ft. B&B	1.50	
	5-6 ft. B&B	2.00	
	6-7 ft. B&B	3.00	\$ 27.50
	7-8 ft. B&B	4.00	36.00
	8-10 ft. B&B	5.00	45.00
Specimens.			
	6-7 ft. B&B	5.00	45.00
	7-8 ft. B&B	6.50	60.00
	8-10 ft. B&B	9.00	80.00
	10-12 ft. B&B	12.50	110.00

See page 144 for special offering of Great Silverbells.

KOELREUTERIA — GOLDENRAIN-TREE

KOELREUTERIA PANICULATA

GOLDENRAIN-TREE

Height 25 to 30 ft.; slender-branched; symmetrical form; clusters of golden-yellow flowers in July; light green compound leaves turn a golden-brown in the Fall.

Sometimes called Varnish Tree.

	4-5 ft. B&B	5.00	45.00
	5-6 ft. B&B	7.50	67.50
	6-7 ft. B&B	10.00	90.00
	7-8 ft. B&B	15.00	135.00

LARIX — LARCH

Height 50 to 60 ft.; cone-bearing Trees; resemble the Evergreens; shed the foliage in the Winter; symmetrical pyramidal form; leaves soft light green in Spring, in crowded

* Supply very limited.

LARIX-LARCH (Cont.)

clusters on short spurs from the branches; in the Fall the foliage becomes pale yellow.

Sometimes called Tamarack.

LARIX EUROPAEA

EUROPEAN LARCH

Rapid growing, gray to dark brown bark; foliage especially attractive.

Caliper	Height	Each	Per 10
	*5-6 ft. B&B	\$ 3.50	
	*6-7 ft. B&B	5.00	
	*7-8 ft. B&B	7.50	
	*8-10 ft. B&B	10.00	

Also heavy specimens — prices on application.

LIQUIDAMBAR — SWEETGUM

LIQUIDAMBAR STYRACIFLUA

SWEETGUM

Height 50 to 60 ft.; moderately fast-growing; broad symmetrical Tree; the bark on the trunk is furrowed and on the branches is winged and corky; the glossy green star-shaped leaves turn to various striking shades of crimson and purple in the Fall, and hold their color late.

1 ³ / ₄ -2 in.	10 ft. B&B	10.00	\$ 90.00
2 -2 ¹ / ₂ in.	12 ft. B&B	13.50	120.00
2 ¹ / ₂ -3 in.	14 ft. B&B	17.50	150.00
3 -3 ¹ / ₂ in.	15 ft. B&B	25.00	225.00
3 ¹ / ₂ -4 in.	16 ft. B&B	35.00	315.00
4 -4 ¹ / ₂ in.	17 ft. B&B	47.50	425.00
4 ¹ / ₂ -5 in.	18 ft. B&B	60.00	550.00
5 -5 ¹ / ₂ in.	20 ft. B&B	75.00	
5 ¹ / ₂ -6 in.	21 ft. B&B	90.00	

LIRIODENDRON — TULIPTREE

LIRIODENDRON TULIPIFERA

TULIPTREE

Height 60 to 80 ft.; symmetrical Tree; straight dark trunk branched high above the ground; light bluish-green leaves turn a clear yellow in the Fall; tuliplike blossoms, greenish-yellow with orange markings in May and June; slender cone-like fruit.

1 ³ / ₄ -2 in.	12 ft.	9.00	80.00
2 -2 ¹ / ₂ in.	14 ft. B&B	15.00	135.00
*4 -4 ¹ / ₂ in.	18 ft. B&B	42.50	
*4 ¹ / ₂ -5 in.	20 ft. B&B	52.50	

* Supply very limited.

MAGNOLIA — MAGNOLIA

Showy flowers; glossy dark green foliage in the Summer.

MAGNOLIA CONSPICUA

YULAN MAGNOLIA

Height 20 to 30 ft.; spreading branches; white, bell-shaped flowers, sometimes 6 inches across and fragrant, appear before the leaves immediately after those of Magnolia stellata; fruit brown.

Caliper	Height	Each	Per 10
	5-6 ft. B&B	\$12.50	\$110.00
	6-7 ft. B&B	17.50	150.00
	7-8 ft. B&B	22.50	

MAGNOLIA GLAUCA

SWEETBAY

Height 15 to 20 ft.; glossy foliage, silvery underneath; flowers in May and June are globe-form, sweet scented, creamy-white; red fruit pods showing scarlet seeds in late Fall.

3- 4 ft. B&B	4.50	40.00
4- 5 ft. B&B	6.00	55.00
5- 6 ft. B&B	7.50	67.50
6- 7 ft. B&B	10.00	90.00
7- 8 ft. B&B	12.50	110.00
8-10 ft. B&B	15.00	

MAGNOLIA KOBUS

KOBUS MAGNOLIA

Height 25 to 30 ft.; shrubby compact growth; flat white blossoms in May, about 4 to 5 inches across; dark brown fruit.

4- 5 ft. B&B	5.00	45.00
5- 6 ft. B&B	7.50	67.50
6- 7 ft. B&B	10.00	90.00
7- 8 ft. B&B	12.50	110.00
8-10 ft. B&B	15.00	

Larger sizes on application.

MAGNOLIA SOULANGEANA

SAUCER MAGNOLIA

Height 20 to 25 ft.; large glossy dark green leaves expand after the flowers; large cup-shaped blooms white inside, pink to purplish-pink outside; in April.

3- 4 ft. B&B	5.00	45.00
4- 5 ft. B&B	7.50	67.50
5- 6 ft. B&B	10.00	90.00
6- 7 ft. B&B	12.50	110.00
7- 8 ft. B&B	17.50	150.00
8-10 ft. B&B	22.50	200.00

MAGNOLIA SOULANGEANA ALEXANDRINA

ALEXANDER MAGNOLIA

Height 15 to 20 ft.; large white flowers, shading deep purple at base on the outside, clear white on the inside; in early April.

Caliper	Height	Each	Per 10
	5- 6 ft. B&B	\$10.00	\$ 90.00
	6- 7 ft. B&B	12.50	110.00
	7- 8 ft. B&B	17.50	150.00
	8-10 ft. B&B	22.50	

MAGNOLIA SOULANGEANA LENNEI

LENNE MAGNOLIA

Height 15 to 20 ft.; deep crimson flowers; in April.

5-6 ft. B&B	12.50	110.00
6-7 ft. B&B	17.50	150.00
7-8 ft. B&B	22.50	200.00

MAGNOLIA SOULANGEANA NIGRA

PURPLE LILY MAGNOLIA

Height 15 to 20 ft.; large dark purple flowers; in late April.

3-4 ft. B&B	6.00	55.00
4-5 ft. B&B	8.50	75.00
5-6 ft. B&B	11.50	100.00
6-7 ft. B&B	15.00	

MAGNOLIA SOULANGEANA SPECIOSA

STRIPED SAUCER MAGNOLIA

Height 15 to 20 ft.; large white flowers, striped with purple; in April.

5-6 ft. B&B	10.00	90.00
6-7 ft. B&B	12.50	110.00

MAGNOLIA STELLATA

STAR MAGNOLIA

Height 12 to 15 ft.; earliest flowering Magnolia; masses of fragrant semi-double, white star-like flowers before the foliage in April.

3 -3½ ft. B&B	7.50	
3½-4 ft. B&B	10.00	90.00
4 -5 ft. B&B	12.50	
5 -6 ft. B&B	17.50	150.00
6 -7 ft. B&B	22.50	

MALUS — FLOWERING CRABAPPLE

Height 18 to 20 ft.; except as noted; profuse bloom in May; the vari-colored fruit, in heavy clusters, of ornamental value only; the branches form a rugged picturesque framework.

MALUS ADSTRINGENS

Upright habit; bronzy-green foliage; single deep pink flowers.

Caliper	Height	Each	Per 10
Specimens			
*2 -2½ in.	7- 8 ft. B&B	\$30.00	
*2½-3 in.	8- 9 ft. B&B	35.00	
*3 -3½ in.	9-10 ft. B&B	40.00	

MALUS ALDENHAMENSIS

Bronzy-green foliage; single deep pink flowers.

Specimens.			
*2 -2½ in.	7- 8 ft. B&B	30.00	
*2½-3 in.	8- 9 ft. B&B	35.00	
*3 -3½ in.	9-10 ft. B&B	40.00	
Extra heavy specimens			
*3½-4 in.	10-12 ft. B&B	50.00	

MALUS ANGUSTIFOLIA ROSEA PLENA

Upright to vased habit of growth; fragrant double pink flowers; medium sized greenish-yellow fruit.

Specimens.			
*2 -2½ in.	7- 8 ft. B&B	20.00	
*2½-3 in.	8- 9 ft. B&B	25.00	
*3 -3½ in.	9-10 ft. B&B	30.00	
Extra heavy specimens.			
*3½-4 in.	10-12 ft. B&B	40.00	

MALUS ATROSANGUINEA

CARMINE CRAB

Single rose-red flowers; dark red fruit.

	5-6 ft. B&B	6.00	\$ 55.00
	6-7 ft. B&B	8.00	72.50
	7-8 ft. B&B	10.00	90.00
Specimens.			
2 -2½ in.	7-8 ft. B&B	20.00	
2½-3 in.	8-9 ft. B&B	25.00	

MALUS CORONARIA

WILD SWEET CRAB

Fragrant single pink flowers; greenish-yellow fruit.

Specimens.			
*2 -2½ in.	7-8 ft. B&B	20.00	

MALUS CORONARIA THOMSI

Very fragrant single delicate pink flowers; greenish-yellow fruit.

*6-7 ft. B&B	8.00
--------------------	------

* Supply very limited.

MALUS FLORIBUNDA

JAPANESE FLOWERING CRAB

Light pink flowers; reddish-yellow fruit the size of a pea, hangs from long slender stems.

Caliper	Height	Each	Per 10
	*5- 6 ft. B&B	\$ 6.00	
	*6- 7 ft. B&B	8.00	
	*7- 8 ft. B&B	10.00	
	*8-10 ft. B&B	15.00	
Specimens.			
*2 -2½ in.	7- 8 ft. B&B	20.00	
Extra heavy specimens			
*2½-3 in.	8- 9 ft. B&B	30.00	
3 -3½ in.	9-10 ft. B&B	40.00	\$350.00
*3½-4 in.	10-12 ft. B&B	50.00	

MALUS FLORIBUNDA PURPUREA

PURPLE CRAB

Picturesque open irregular habit; foliage purplish when unfolding, turning green in Summer; single rose-pink flowers; dark purplish-red fruit of fair size.

Specimens			
2½-3 in.	8- 9 ft. B&B	22.50	
3 -3½ in.	9-10 ft. B&B	27.50	
Extra heavy specimens			
3½-4 in.	10-12 ft. B&B	37.50	
4 -4½ in.	10-12 ft. B&B	47.50	

MALUS HALLIANA PARKMANI

PARKMAN CRAB

Height 15 ft.; Irregular head; double rose-pink flowers on drooping reddish stems; reddish-brown fruit larger than a pea.

3-4 ft. B&B	4.00	
4-5 ft. B&B	5.00	45.00
5-6 ft. B&B	7.50	67.50
6-7 ft. B&B	10.00	
7-8 ft. B&B	15.00	

MALUS HOPA

Symmetrical head; purplish-green foliage; large single deep red flowers; showy bright red fruit.

Specimens			
*2 -2½ in.	7- 8 ft. B&B	20.00	
2½-3 in.	8- 9 ft. B&B	25.00	225.00
3 -3½ in.	9-10 ft. B&B	30.00	275.00

* Supply very limited.

MALUS IOENSIS PLENA

BECHTEL CRAB

Symmetrical head; probably the last of the Malus to bloom; double-flowering; fragrant short-stemmed delicate pink blossoms fully two inches across.

Caliper	Height	Each	Per 10
	3-4 ft. B&B	\$ 3.50	\$ 31.50
	4-5 ft. B&B	4.50	40.00
	5-6 ft. B&B	6.00	55.00
Extra heavy specimens			
*2 -2½ in.	7-8 ft. B&B	22.50	
*2½-3 in.	8-9 ft. B&B	30.00	

MALUS NIEDZWETZKYANA

REDVEIN CRAB

Leaves, stems, buds, bark tinged reddish-purple; deep pink flowers; dark red fruit, 1½ inches in diameter.

	6- 7 ft. B&B	6.50	60.00
	7- 8 ft. B&B	8.50	75.00
	8- 9 ft. B&B	12.50	110.00
Specimens.			
2 -2½ in.	8- 9 ft. B&B	17.50	150.00
2½-3 in.	9-10 ft. B&B	22.50	200.00
3 -3½ in.	10-12 ft. B&B	27.50	250.00
Extra heavy specimens.			
3½-4 in.	12-14 ft. B&B	37.50	325.00
4 -4½ in.	14-16 ft. B&B	47.50	

MALUS PRUNIFOLIA RINKI

CHINESE APPLE

Wide spreading habit; large single blush-pink flowers; greenish-yellow fruit 1½ inches in diameter.

Specimens.			
2 -2½ in.	7- 8 ft. B&B	20.00	180.00
2½-3 in.	8- 9 ft. B&B	25.00	
3 -3½ in.	9-10 ft. B&B	30.00	275.00

MALUS PURPUREA ELEYI

ELEY CRAB

Purplish-red foliage; single flowers of rich wine-red in heavy clusters; dark red fruit, size of a cherry.

Specimens.			
*3 -3½ in.	9-10 ft. B&B	30.00	
Extra heavy specimens.			
3½-4 in.	10-12 ft. B&B	40.00	

* Supply very limited.

MALUS RINKI SUBLOBATA

YELLOW AUTUMN CRAB

Single light pink flowers; greenish-yellow fruit.

Caliper	Height	Each	Per 10
	*6-7 ft. B&B	\$ 8.00	
	*7-8 ft. B&B	10.00	
Specimens.			
2 -2½ in.	7-8 ft. B&B	20.00	\$180.00
*2½-3 in.	8-9 ft. B&B	25.00	
Extra heavy specimens.			
*3½-4 in.	10-12 ft. B&B	40.00	

MALUS ROBUSTA FASTIGIATA

UPRIGHT CHERRY CRAB

Upright pyramidal form; glossy green foliage; single white flowers.

Specimens.			
*2 -2½ in.	7-8 ft. B&B	20.00	

MALUS SARGENTI

SARGENT CRAB

Height 8 to 10 ft.; rigid and thorny branches; masses of white flowers about one inch across; small dark red fruit.

3-4 ft. B&B	4.50	40.00
4-5 ft. B&B	6.00	55.00
5-6 ft. B&B	8.50	75.00

MALUS SCHEIDECKERI

SCHEIDECKER CRAB

Height 15 ft.; branches upright, growing into distinct pyramidal form; large double pink blossoms; globular waxy-yellow fruit, about ¾ inch in diameter.

	5- 6 ft. B&B	6.00	55.00
	6- 7 ft. B&B	8.00	72.50
	7- 8 ft. B&B	10.00	90.00
Specimens.			
2 -2½ in.	7- 8 ft. B&B	20.00	180.00
2½-3 in.	8- 9 ft. B&B	25.00	225.00
*3 -3½ in.	9-10 ft. B&B	30.00	

MALUS SIEBOLDI

TORINGO CRAB

Flowers are small almost white and produced in abundance on slender stems; cherry-red fruit about the size of a pea.

	5- 6 ft. B&B	6.00	55.00
	6- 7 ft. B&B	8.00	72.50
	7- 8 ft. B&B	10.00	90.00
	8-10 ft. B&B	15.00	135.00
Specimens.			
2 -2½ in.	7- 8 ft. B&B	20.00	

* Supply very limited.

MALUS SIEBOLDI (Cont.)

TORINGO CRAB

Caliper	Height		Each	Per 10
Extra heavy specimens.				
2½-3 in.	8- 9 ft. B&B	\$30.00	
3 -3½ in.	9-10 ft. B&B	40.00	\$350.00
3½-4 in.	10-12 ft. B&B	50.00	
*4 -4½ in.	10-12 ft. B&B	60.00	
*4½-5 in.	10-12 ft. B&B	75.00	

MALUS SIEBOLDI CALOCARPA

Height 12 to 15 ft.; dwarf compact habit with low rounded head; flower buds light red when opening, pale pink when fully open, changing to white; small glossy red fruit.

	6-7 ft. B&B	10.00	
	7-8 ft. B&B	15.00	
Specimens.				
*2 -2½ in.	7-8 ft. B&B	25.00	

MALUS SOULARDI

SOULARD CRAB

Height 12 to 15 ft.; horizontal branching; single blush-pink flowers in closely formed clusters; yellowish-pink fruit, sometimes 2 inches in diameter.

	6-7 ft. B&B	10.00	
	7-8 ft. B&B	15.00	

MALUS SPECTABILIS

CHINESE FLOWERING CRAB

Upright and pyramidal; coral-red flower buds; large double blush-pink flowers; round reddish-yellow fruit.

	5- 6 ft. B&B	6.00	55.00
	6- 7 ft. B&B	8.00	72.50
	7- 8 ft. B&B	10.00	90.00
Specimens.				
2 -2½ in.	8- 9 ft. B&B	20.00	180.00
2½-3 in.	9-10 ft. B&B	25.00	
3 -3½ in.	10-12 ft. B&B	30.00	

MALUS THEIFERA

TEA CRAB

Height 15 to 18 ft.; irregular spreading form; flowers white to blush-pink; borne on long sweeping branches; yellowish-green fruit, tinged with red.

Also known botanically as *Malus hupehensis*.

	*5-6 ft. B&B	7.50	
	*6-7 ft. B&B	10.00	
	*7-8 ft. B&B	15.00	
Specimens.				
*2½-3 in.	8-9 ft. B&B	30.00	

* Supply very limited.

NYSSA — TUPELO

NYSSA SYLVATICA

TUPELO

Height 30 to 40 ft.; picturesque broad, flat-topped head; long narrow bright green foliage turns scarlet in the Fall; blue-black fruit.

Also known as Sour Gum or Pepperidge.

Caliper	Height	Each	Per 10
	5- 6 ft. B&B	\$ 7.50	
	6- 7 ft. B&B	10.00	
	7- 8 ft. B&B	12.50	
	8-10 ft. B&B	17.50	\$150.00
Specimens.			
*2 -2½ in.	8-10 ft. B&B	22.50	
*2½-3 in.	8-10 ft. B&B	27.50	

Larger sizes on application.

OXYDENDRUM — SOURWOOD

OXYDENDRUM ARBOREUM

SOURWOOD

Height 25 to 30 ft.; slender spreading branches; leaves generally oblong, bright green in Summer; scarlet in the Fall; clusters of small white bell-like flowers in early Summer; seeds in small gray capsules nearly as conspicuous as the flowers.

	3- 4 ft. B&B	3.50	31.50
	4- 5 ft. B&B	5.00	45.00
	5- 6 ft. B&B	7.50	67.50
	6- 7 ft. B&B	10.00	
	7- 8 ft. B&B	15.00	
Specimens.			
	10-12 ft. B&B	25.00	
	12-14 ft. B&B	35.00	

PHELLODENDRON — CORKTREE

PHELLODENDRON AMURENSE

AMUR CORKTREE

Height 30 to 50 ft.; moderately fast-growing informal Tree; young branches graceful and yellowish-gray in color, bark light gray, deeply ribbed and corky; attractive dark green foliage; black fruit.

1¾-2 in.	8 ft. B&B	6.00
2 -2½ in.	10 ft. B&B	8.50
2½-3 in.	12 ft. B&B	11.00

* Supply very limited.

PLATANUS — PLANETREE

PLATANUS ORIENTALIS

EUROPEAN PLANETREE

Height 60 to 70 ft.; rapid growing Tree, broad full head; dense bright green foliage; flaky bark discloses gray patches on trunk of mature Trees; button-like fruit.

Also known as European Sycamore.

Caliper	Height	Each	Per 10
2½-3 in.	14 ft.	\$10.00	\$ 90.00
3 -3½ in.	16 ft.	15.00	135.00
3½-4 in.	18 ft. B&B	30.00	275.00
4 -4½ in.	19 ft. B&B	40.00	350.00
4½-5 in.	20 ft. B&B	50.00	450.00

Available in 100 lots in sizes listed; also available in larger sizes — prices on application.

POPULUS — POPLAR

Rapid growing; very graceful Trees; bright attractive foliage.

POPULUS BEROLINENSIS

VOLGA POPLAR

Height 40 to 50 ft.; broad columnar growth; distinctive creamy white bark.

Also known as Russian Poplar.

1¾-2 in.	16 ft.	3.00	27.50
2 -2½ in.	18 ft.	4.00	36.00
5½-6 in.	30 ft. B&B	30.00	
6 -7 in.	31 ft. B&B	40.00	350.00
7 -8 in.	32 ft. B&B	50.00	450.00
8 -9 in.	33 ft. B&B	65.00	600.00
9 -10 in.	34 ft. B&B	80.00	725.00

POPULUS BOLLEANA

BOLLEANA POPLAR

Height 30 to 40 ft.; narrow-topped; distinctly upright columnar habit of growth; foliage silvery white on the underside and deeply lobed; silvery gray bark.

*2 -2½ in.	12 ft.	4.00	
*2½-3 in.	14 ft.	5.00	
*3 -3½ in.	16 ft.	7.50	
*3½-4 in.	18 ft.	12.50	

POPULUS NIGRA ITALICA

LOMBARDY POPLAR

Height 40 to 50 ft.; narrow columnar growth; heart-shaped leaves, bright green in Summer, clear yellow late in the Fall.

1¾-2 in.	12 ft.	3.00	27.50
2 -2½ in.	14 ft.	4.00	36.00

See page 144 for special offering of Lombardy Poplars

* Supply very limited.

POPULUS TREMULOIDES PENDULA

WEeping ASPEN

Height 15 to 20 ft.; weeping form of the American Aspen, with heart-shaped leaves which are almost constantly in motion; long pendulous flower catkins in the Spring.

Caliper	Height		Each	Per 10
4-5 ft. stems				
2 yr. heads	B&B.....		\$ 4.00	\$ 36.00
4-5 ft. stems				
3 yr. heads	B&B		5.00	45.00
4-6 ft. stems				
4 yr. heads	B&B		7.50	67.50

PRUNUS — PLUM, CHERRY

FLOWERING PLUM

PRUNUS CERASIFERA PISSARDI

PURPLELEAF PLUM

Height 18 to 20 ft.; distinctive deep purple foliage; inconspicuous flowers; dark wine-red fruit is of ornamental value only.

3- 4 ft. B&B	1.00	9.00
4- 5 ft. B&B	2.00	
5- 6 ft. B&B	3.00	
6- 8 ft. B&B	4.50	40.00
8-10 ft. B&B	6.50	60.00
10-12 ft. B&B	9.00	
Specimens.		
2½-3 in. 14-16 ft. B&B	15.00	

See page 144 for special offering of Purpleleaf Plums.

PRUNUS MARITIMA

BEACH PLUM

Height 8 to 10 ft.; wide spreading branches; small white flowers in April, followed by purple cherry-like fruit of ornamental value only.

2-3 ft.	1.50	13.50
3-4 ft.	2.00	
Heavy Specimens.		
4-5 ft. B&B	4.50	
5-6 ft. B&B	6.00	
6-7 ft. B&B	10.00	
7-8 ft. B&B	15.00	

PRUNUS TRILOBA PLENA

DOUBLEFLOWERING PLUM

Height 8 to 10 ft.; small double bright pink flowers along the twigs and branches before the leaves; inconspicuous fruit.

PRUNUS TRILOBA PLENA (Cont.) DOUBLEFLOWERING PLUM

Caliper	Height	Each	Per 10
Bush Form.			
	1½-2 ft. B&B	\$ 1.00	\$ 9.00
	2 -3 ft. B&B	1.50	13.50
	3 -4 ft. B&B	2.00	17.50
Tree Form.			
2-3 ft. high			
	2 year heads B&B	2.50	22.50
2-3 ft. high			
	3 year heads B&B	3.50	31.50
3-4 ft. high			
	4 year heads B&B	5.00	45.00
4-5 ft. high			
	5 year heads B&B	7.50	67.50

FLOWERING CHERRY

PRUNUS TOMENTOSA

NANKING CHERRY

Height 8 to 10 ft.; wide-spreading branches; pink buds and flowers before the leaves; red cherry-like fruit of ornamental value only.

	2-3 ft.	1.50	13.50
	3-4 ft.	2.00	17.50
Specimens.			
	4-5 ft. B&B	5.00	45.00
	5-6 ft. B&B	7.50	
	6-7 ft. B&B	10.00	

JAPANESE FLOWERING CHERRY

Height 12 to 15 ft.; except as noted; showy blossoms from late March through April before the leaves; in the Summer the foliage is a glossy green, and in the Fall it is scarlet and crimson. The more generally accepted common names are used in this listing.

AMANOGAWA

Slender and columnar; semi-double fragrant pink flowers.

	*5-6 ft. B&B	7.50
	*6-7 ft. B&B	10.00
	*7-8 ft. B&B	12.50
	*8-10 ft. B&B	15.00

* Supply very limited.

FUGENZO

Height 25 ft.; double rose-pink flowers.
 Sometimes classified under the names "Kofugen" and "James H. Veitch Cherry."

Caliper	Height	Each	Per 10
	6-7 ft. B&B	\$10.00	
Specimens.			
*2 -2½ in.	6-7 ft. B&B	17.50	
*2½-3 in.	7-8 ft. B&B	22.50	

HOSOKAWA-BENI

Slender and columnar; fragrant blush-pink double flowers.
 Low branched clumps.

Specimens.			
	*12-14 ft. B&B	35.00	
	*14-16 ft. B&B	45.00	
	*16-18 ft. B&B	55.00	

KWANZAN

Rapid growing; large double rich rose colored flowers.
 Also known as Sekiyama.

	5-6 ft. B&B	5.00	\$ 45.00
	6-7 ft. B&B	7.50	67.50
	7-8 ft. B&B	10.00	90.00
Specimens.			
3 -3½ in.	10-12 ft. B&B	22.50	
Extra heavy specimens.			
*3½-4 in.	10-12 ft. B&B	30.00	
*4 -4½ in.	12-14 ft. B&B	40.00	
*4½-5 in.	12-14 ft. B&B	50.00	
*5 -5½ in.	14-16 ft. B&B	65.00	

NADEN

Vigorous grower; double rose-pink flowers.
 Also known as the Siebold Cherry.

*3-4 ft. B&B	3.00
--------------------	------

SHIDARE-HIGAN

A grafted variety with pendulous branches; single rose-pink flowers; commonly known as Japanese Weeping Cherry.
 Also known botanically as *Prunus subhirtella pendula*.

1¼-1½ in.	4-5 ft. stems		
	1 year heads B&B	7.50	67.50
1¾—2 in.	5-6 ft. stems		
	2 year heads B&B	12.50	110.00

Also larger specimens — prices on application.

* Supply very limited.

SHIROTAE

Large double white flowers.
Also known as the Mount Fuji Cherry.

Caliper	Height	Each	Per 10
	6- 7 ft. B&B	\$10.00	
	7- 8 ft. B&B	12.50	

SUBHIRTELLA

Low branched, wide spreading head; flowers in very early Spring; small single light pink flowers in clusters, produced in profusion.

Also known as variety "Beni-Higan" and commonly known as the Spring Cherry.

Extra heavy specimens.

2½-3 in.	8-10 ft. B&B	30.00	
3 -3½ in.	8-10 ft. B&B	40.00	
3½-4 in.	8-10 ft. B&B	50.00	\$450.00
4 -4½ in.	10-12 ft. B&B	60.00	
4½-5 in.	10-12 ft. B&B	75.00	

YOSHINO

Height 30 to 40 ft.; rapid growing; pink buds; slightly fragrant white flowers; extensively planted around the Tidal Basin in Washington, D. C.

Also known as *Prunus yedoensis*.

	6- 7 ft. B&B	10.00	90.00
	7- 8 ft. B&B	12.50	110.00

Specimens.

2 -2½ in.	6-10 ft. B&B	17.50	
*2½-3 in.	8-10 ft. B&B	22.50	

Flowering Almond — See *Prunus*; Deciduous Shrubs.

Flowering Peach — See *Amygdalus*; Deciduous Trees.

QUERCUS — OAK

Height 70 to 80 ft. The Oaks are rapid growing after they become established; the Fall-colored foliage clings to the Trees well through the Winter.

QUERCUS COCCINEA

SCARLET OAK

Round headed Tree; deeply cut foliage turns a brilliant scarlet in the Fall.

2½-3 in.	12 ft.	22.50	200.00
3 -3½ in.	14 ft. B&B	32.50	300.00
3½-4 in.	15 ft. B&B	40.00	
*4 -4½ in.	17 ft. B&B	55.00	

Larger sizes on application.

* Supply very limited.

QUERCUS PALUSTRIS

PIN OAK

Symmetrical pyramidal head; drooping branches; deeply cut foliage turns crimson in the Fall.

Caliper	Height	Each	Per 10
2½-3 in.	15 ft.	\$15.00	\$135.00
3 -3½ in.	16 ft. B&B	25.00	225.00
3½-4 in.	17 ft. B&B	35.00	315.00
4 -4½ in.	18 ft. B&B	45.00	400.00
4½-5 in.	20 ft. B&B	57.50	525.00
5 -5½ in.	21 ft. B&B	70.00	
*5½-6 in.	22 ft. B&B	85.00	

Larger sizes on application.

QUERCUS RUBRA

RED OAK

Broad round head; dull green foliage turns dark red in the Fall.

2 -2½ in.	13 ft.	12.50	110.00
2½-3 in.	14 ft.	17.50	150.00
3 -3½ in.	15 ft. B&B	27.50	250.00
3½-4 in.	16 ft. B&B	37.50	325.00
4 -4½ in.	18 ft. B&B	50.00	450.00
4½-5 in.	19 ft. B&B	65.00	
*5 -5½ in.	21 ft. B&B	80.00	

Larger sizes on application.

SALIX — WILLOW

Rapid growing; leaves mostly elongated and pointed. The small tree and shrub types develop slender branches of catkins suitable for cutting as "Pussy Willows."

SALIX BABYLONICA

BABYLON WEeping WILLOW

Height 30 to 40 ft.; broad round head. This is the popular Weeping Willow; long slender olive-green branches sweeping nearly to the ground.

1¼-1½ in.	7 ft.	3.00	27.50
1½-1¾ in.	9 ft.	4.00	

SALIX CAPREA

GOAT WILLOW

Height 15 to 20 ft.; small low branched Tree with rounded leaves; large flower catkins before leaves.

Similar to Common Pussy Willow.

6- 8 ft.	2.00	17.50
8-10 ft.	3.00	27.50
*10-12 ft.	4.50	

See page 144 for special offering of Goat Willows

* Supply very limited.

SALIX ELEGANTISSIMA

THURLOW WEEPING WILLOW

Height 50 to 60 ft.; wide spreading growth; the long branches are yellowish-green and slightly pendulous.

Caliper	Height	Each	Per 10
2 -2½ in.	11 ft.	\$ 7.50	\$ 67.50
2½-3 in.	13 ft.	10.00	90.00
3 -3½ in.	15 ft.	12.50	110.00
3½-4 in.	17 ft. B&B	22.50	200.00
4 -4½ in.	18 ft. B&B	27.50	250.00
4½-5 in.	19 ft. B&B	35.00	
5 -5½ in.	20 ft. B&B	42.50	
5½-6 in.	22 ft. B&B	52.50	
6 -7 in.	24 ft. B&B	65.00	

SALIX GRACILISTYLA

LONGSTYLE WILLOW

Height 5 to 6 ft.; broad compact shrub; bluish-green leaves; large flower catkins in very early Spring.

3-4 ft. spread	1.00	9.00
----------------------	------	------

SALIX INCANA GROS

ROSEMARY WILLOW

Height 10 to 12 ft.; shrubby habit; slender branches arching from the ground; small attractive catkins; long narrow leaves, green above, grayish-white on the underside.

3-4 ft.	2.50	22.50
4-5 ft.	3.50	31.50

SALIX IRRORATA

BLUESTEM WILLOW

Height 10 to 12 ft.; dense, shrubby growth; foliage green above, bluish-green on the underside, about ¾ inch wide; attractive flower catkins.

3-4 ft.	2.50
4-5 ft.	3.50

SALIX MATSUDANA TORTUOSA

HANKOW WILLOW

Height 20 ft.; large shrub; moisture loving; narrow lance-shaped leaves, light green above, silvery on the underside; attractive flower catkins.

6-8 ft.	6.00	55.00
--------------	------	-------

SALIX NIOBE

NIOBE WEEPING WILLOW

Height 25 to 30 ft.; weeping habit of growth; similar to *Salix babylonica*, but lower growing and more compact; branches distinctly golden yellow.

SALIX NIOBE (Cont.)

NIOBE WEeping WILLOW

Caliper	Height	Each	Per 10
1½-1¾ in.	6 ft.	\$ 4.00	\$ 36.00
1¾-2 in.	7 ft.	5.00	45.00
2 -2½ in.	8 ft.	7.50	
2½-3 in.	9 ft.	10.00	
3 -3½ in.	11 ft.	12.50	
3½-4 in.	12 ft. B&B	22.50	200.00
4 -4½ in.	13 ft. B&B	27.50	250.00
4½-5 in.	14 ft. B&B	35.00	315.00
5 -5½ in.	15 ft. B&B	42.50	375.00
5½-6 in.	16 ft. B&B	52.50	475.00
6 -7 in.	18 ft. B&B	65.00	600.00
7 -8 in.	20 ft. B&B	80.00	

SALIX WENTWORTHII

WENTWORTH WILLOW

Height 30 to 40 ft.; low branching habit; compact, upright form; glossy dark green foliage, produced on reddish-yellow stems.

2 -2½ in.	10 ft.	7.50	67.50
2½-3 in.	11 ft.	10.00	90.00
3 -3½ in.	13 ft. B&B	17.50	150.00
*3½-4 in.	15 ft. B&B	22.50	

SOPHORA — SOPHORA

SOPHORA JAPONICA

CHINESE SCHOLARTREE

Height 30 to 40 ft.; broad round head; picturesque gnarled, wide spreading branches; leaves dark green above, gray on the underside; cream colored flowers in large clusters, in early August; attractive seed pods.

*2½-3 ft. B&B	5.00
---------------------	------

SORBUS — MOUNTAIN-ASH

SORBUS AUCUPARIA

EUROPEAN MOUNTAIN-ASH

Height 30 to 40 ft.; round symmetrical head; the light green finely divided foliage turns orange-red in the Fall; clusters of small white flowers in the Spring; heavy clusters of showy orange-red fruit in the Fall.

Also known as Rowan Tree.

See also Fraxinus-Ash.

* Supply very limited.

SORBUS AUCUPARIA (Cont.)

EUROPEAN MOUNTAIN-ASH

Caliper	Height	Each	Per 10
1 3/4-2 in.	12 ft.	\$ 7.50	\$ 67.50
2 -2 1/2 in.	14 ft.	10.00	90.00
*3 1/2-4 in.	16 ft. B&B	22.50	
4 -4 1/2 in.	17 ft. B&B	27.50	
4 1/2-5 in.	19 ft. B&B	32.50	
5 -5 1/2 in.	20 ft. B&B	40.00	
5 1/2-6 in.	21 ft. B&B	50.00	

SORBUS AUCUPARIA PENDULA

WEeping MOUNTAIN-ASH

A grafted variety of the above with long slender pendulous branches.

2 1/2-3 in.	7-8 ft. stems		
	6 year heads B&B	15.00	135.00
3 -3 1/2 in.	7-8 ft. stems		
	6 year heads B&B	20.00	180.00
*3 1/2-4 in.	7-8 ft. stems		
	6 year heads B&B	25.00	

STYRAX — SNOWBELL

STYRAX JAPONICA

JAPANESE SNOWBELL

Height 20 ft.; graceful spreading branches; open habit of growth; fragrant white bell-like flowers with the leaves, in graceful pendulous clusters in May.

Specimens.

3- 4 ft. B&B	3.00	27.50
4- 5 ft. B&B	4.00	36.00
5- 6 ft. B&B	6.50	60.00
6- 8 ft. B&B	9.00	80.00
8-10 ft. B&B	12.50	

See page 144 for special offering of Japanese Snowbells

TAXODIUM — BALDCYPRESS

TAXODIUM DISTICHUM

BALDCYPRESS

Height 50 ft.; like the Larch, the Taxodium sheds its light green feathery needle-like foliage in the Fall; narrow pyramidal head; the flaky bark is light-cinnamon brown.

Refer to Chamaecyparis — Evergreen Trees for varieties of Cypress.

6- 7 ft. B&B	6.00
7- 8 ft. B&B	7.50
8-10 ft. B&B	10.00

* Supply very limited.

TILIA — LINDEN

Height 60 to 80 ft.; rapid growing; symmetrical pyramidal growth; heart shaped foliage; small yellowish fragrant flowers in May.

Sometimes called Basswood or Whitewood.

TILIA AMERICANA

AMERICAN LINDEN

The native Whitewood; medium sized dark green leaves.

Caliper	Height	Each	Per 10
2½-3 in.	13 ft.	\$10.00	\$ 90.00
3 -3½ in.	15 ft.	15.00	135.00
*3½-4 in.	16 ft. B&B	25.00	
4½-5 in.	18 ft. B&B	45.00	
*5 -5½ in.	19 ft. B&B	60.00	

TILIA CORDATA

LITTLELEAF EUROPEAN LINDEN

Small dark green leaves; lustrous above and silvery on the underside.

1½-1¾ in.	8 ft.	7.50	67.50
1¾-2 in.	9 ft.	10.00	90.00
2 -2½ in.	11 ft.	12.50	110.00
2½-3 in.	13 ft.	15.00	135.00
3 -3½ in.	15 ft.	20.00	180.00
3½-4 in.	16 ft. B&B	30.00	275.00
*4 -4½ in.	17 ft. B&B	40.00	

TILIA PLATYPHYLLOS

BIGLEAF EUROPEAN LINDEN

Large green leaves; the earliest species to bloom.

2½-3 in.	13 ft.	12.50	110.00
3 -3½ in.	15 ft.	17.50	150.00
3½-4 in.	16 ft. B&B	27.50	250.00
4 -4½ in.	17 ft. B&B	37.50	325.00
4½-5 in.	18 ft. B&B	50.00	

TILIA TOMENTOSA

SILVER LINDEN

Dense habit of growth; light colored upright branches; leaves distinctly silvery on the underside.

2½-3 in.	13 ft.	20.00	180.00
3 -3½ in.	15 ft.	25.00	225.00
3½-4 in.	16 ft. B&B	35.00	315.00
4 -4½ in.	17 ft. B&B	45.00	400.00
4½-5 in.	18 ft. B&B	60.00	550.00
5 -5½ in.	19 ft. B&B	75.00	

* Supply very limited.

TILIA VULGARIS

EUROPEAN LINDEN

Dark green leaves; blooms in mid-summer, about ten days later than *Tilia platyphyllos*.

Caliper	Height	Each	Per 10
2½-3 in.	13 ft.	\$12.50	\$110.00
3 -3½ in.	15 ft.	17.50	150.00
3½-4 in.	16 ft. B&B	27.50	250.00
4 -4½ in.	17 ft. B&B	37.50	
*4½-5 in.	18 ft. B&B	50.00	

Larger sizes on application.

ULMUS — ELM

Large dignified stately long-lived Trees; foliage generally oblong, heavily veined and pointed at the tip; leaves turn clear yellow in the Fall.

ULMUS AMERICANA

AMERICAN ELM

Height 80 ft.; limbs curving outward and arching high above the ground; pendulous branches.

2½-3 in.	16 ft.	6.50	60.00
3 -3½ in.	18 ft.	9.00	80.00
3½-4 in.	19 ft.	12.50	110.00
4 -4½ in.	20 ft. B&B	22.50	200.00
4½-5 in.	21 ft. B&B	27.50	250.00
5 -5½ in.	22 ft. B&B	32.50	300.00
5½-6 in.	24 ft. B&B	40.00	350.00
6 -7 in.	26 ft. B&B	50.00	450.00
7 -8 in.	28 ft. B&B	60.00	550.00
8 -9 in.	29 ft. B&B	75.00	675.00

Larger sizes on application.

ULMUS AMERICANA MOLINI

MOLINE ELM

Selected variety of *Ulmus americana*; pyramidal dense compact head with main central leader.

3 -3½ in.	18 ft.	12.50	110.00
3½-4 in.	19 ft.	17.50	150.00
4 -4½ in.	20 ft. B&B	27.50	250.00
4½-5 in.	21 ft. B&B	32.50	300.00
5 -5½ in.	22 ft. B&B	40.00	
*5½-6 in.	24 ft. B&B	50.00	
*6 -7 in.	26 ft. B&B	60.00	

* Supply very limited.

ULMUS GLABRA

SCOTCH ELM

Height 60 to 70 ft.; round-topped and oblong-shaped; the bark remains smooth for many years.

Caliper	Height	Each	Per 10
2 1/2-3 in.	16 ft.	\$ 6.50	\$ 60.00
3 -3 1/2 in.	18 ft.	9.00	80.00
3 1/2-4 in.	19 ft.	12.50	110.00
4 -4 1/2 in.	20 ft. B&B	22.50	200.00
4 1/2-5 in.	21 ft. B&B	27.50	250.00
5 -5 1/2 in.	22 ft. B&B	32.50	300.00
5 1/2-6 in.	24 ft. B&B	40.00	350.00
6 -7 in.	26 ft. B&B	50.00	
*7 -8 in.	28 ft. B&B	60.00	

See page 144 for special offering of Scotch Elms

ULMUS GLABRA CAMPERDOWNI

CAMPERDOWN ELM

Graceful dwarf umbrella-shaped Elm; developed from the Scotch Elm; the trunk is straight and clean to height of 6 ft.; branches are horizontal and drooping.

2 1/2-3 in.	6-7 ft. stems		
	5-6 ft. heads B&B	10.00	90.00
3 -3 1/2 in.	6-7 ft. stems		
	5-6 ft. heads B&B	12.50	110.00
3 1/2-4 in.	6-7 ft. stems		
	6-7 ft. heads B&B	17.50	

ULMUS PUMILA

ASIATIC ELM

Height 50 to 60 ft.; rapid growing; symmetrical form; the light color of the branches and twigs gives a silvery tone to the Tree in the Winter; small dark green leaves; often referred to as the Siberian or Chinese Elm.

4 -4 1/2 in.	20 ft. B&B	25.00	225.00
4 1/2-5 in.	21 ft. B&B	30.00	275.00
5 -5 1/2 in.	22 ft. B&B	35.00	315.00
5 1/2-6 in.	24 ft. B&B	45.00	400.00
6 -7 in.	26 ft. B&B	60.00	550.00
7 -8 in.	28 ft. B&B	75.00	675.00
*8 -9 in.	29 ft. B&B	90.00	

Larger sizes on application.

* Supply very limited.

EVERGREEN TREES



Evergreen Trees
retain their foliage
throughout the
year.



TSUGA CANADENSIS—CANADA HEMLOCK

Prices on Evergreens include careful balling and burlapping;
see General Information for further details.

Unless indicated, height is specified.

See Lists, front of book, for further information.

ABIES — FIR

Pyramidal Trees; whorled spreading branches; the lustrous needles are closely set along the twigs and branchlets and persist for many years; the underside of the foliage is characteristically silvery-white.

ABIES CONCOLOR

WHITE FIR

Height 60 to 70 ft.; striking in appearance; heavy silvery-blue foliage; purplish cones.

Height	Each	Per 10
3- 4 ft.	\$ 5.00	\$ 45.00
4- 5 ft.	6.50	60.00
5- 6 ft.	9.00	80.00
6- 7 ft.	12.00	105.00
7- 8 ft.	15.00	135.00
8- 9 ft.	20.00	
9-10 ft.	25.00	
10-12 ft.	30.00	
Extra heavy specimens.		
6- 7 ft.	18.50	167.50
7- 8 ft.	22.50	200.00
8- 9 ft.	27.50	250.00
9-10 ft.	32.50	300.00
10-12 ft.	37.50	325.00

ABIES FRASERI

FRASER FIR

Height 50 ft.; the bark is reddish and scaly in mature Trees; the crowded foliage is glossy dark green; the cones are purplish before maturity.

6- 7 ft.	12.00	105.00
7- 8 ft.	15.00	135.00
8- 9 ft.	20.00	180.00
9-10 ft.	25.00	225.00
10-12 ft.	30.00	275.00
12-14 ft.	35.00	
Extra heavy specimens.		
8- 9 ft.	27.50	
9-10 ft.	32.50	300.00
10-12 ft.	37.50	325.00
12-14 ft.	42.50	

See page 144 for special offering of Fraser Firs

ABIES HOMOLEPSIS

NIKKO FIR

Height 60 to 70 ft.; perfect pyramidal form; scaly bark; dark green lustrous foliage; usually densely branched to the ground; purple cones changing to dark brown.

Height	Each	Per 10
2½-3 ft.	\$ 5.00	\$ 45.00

ABIES NORDMANNIANA

NORDMANN FIR

Height 60 to 70 ft.; narrow pyramidal form; densely branched; grayish-brown bark; the flat crowded, glossy dark green foliage covers the branchlets; reddish-brown cones.

* 6- 7 ft.	12.00
* 7- 8 ft.	15.00
* 8- 9 ft.	20.00
* 9-10 ft.	25.00
*10-12 ft.	30.00
*12-14 ft.	35.00

Extra heavy specimens.

6- 7 ft.	18.50	167.50
7- 8 ft.	22.50	
8- 9 ft.	27.50	250.00
9-10 ft.	32.50	
10-12 ft.	37.50	325.00

See also *Pseudotsuga douglasi* — Douglas Fir.

CHAMAECYPARIS — CYPRESS

Often called *Retinospora*; common name of this genus is Cypress, but is not to be confused with the famous Cypress of the South, which is of the genus *Taxodium*.

See *Taxodium distichum*.

Vary greatly in habits of growth from tall pyramidal Trees to low prostrate plants; many curious and beautiful forms have been developed by propagation from young Trees. The *Chamaecyparis* are greatly benefited by frequent shearing to develop compact foliage and to keep to desired size.

* Supply very limited.

CHAMAECYPARIS OBTUSA AUREA YOUNGI YOUNG'S CYPRESS

Height 10 to 12 ft.; irregular pyramidal form; branches pendulous; lacy golden-tipped foliage.

Also known botanically as *Chamaecyparis lawsoniana youngi*.

Height	Each	Per 10
2 -2½ ft.	\$ 3.00	\$ 27.50
2½-3 ft.	4.00	36.00

CHAMAECYPARIS OBTUSA GRACILIS SLENDER HINOKI CYPRESS

Height 7 to 8 ft.; small compact irregular pyramidal form; branchlets pendulous; dark green foliage; slow growing.

3½-4 ft.	5.00	45.00
4 -5 ft.	7.50	67.50
5 -6 ft.	10.00	90.00
6 -7 ft.	12.50	

**CHAMAECYPARIS OBTUSA GRACILIS AUREA
YELLOWTIP HINOKI CYPRESS**

Height 6 to 7 ft.; graceful bright yellow foliage; branchlets slightly pendulous.

1½-2 ft.	4.00	36.00
---------------	------	-------

CHAMAECYPARIS OBTUSA MAGNIFICA

Height 8 to 10 ft.; compact, broadly pyramidal form with stout spreading branches and bright green foliage.

2 -2½ ft.	3.00	27.50
2½-3 ft.	4.00	36.00
3 -4 ft.	5.00	

CHAMAECYPARIS OBTUSA NANA DWARF HINOKI CYPRESS

Height 4 to 5 ft.; curiously twisted short dark green foliage; slow growing.

2½-3 ft. spread	6.50	60.00
-----------------------	------	-------

**CHAMAECYPARIS OBTUSA NANA COMPACTA
FOOTBALL CYPRESS**

Height 3 ft.; tightly curled dense dark green foliage; globose to oval form; very slow growing.

12 -15 in. spread	3.50	31.50
15 -18 in. spread	4.50	40.00
1½- 2 ft. spread	6.00	

CHAMAECYPARIS PISIFERA SAWARA CYPRESS

Height 25 to 35 ft.; open loosely branched pyramidal form; foliage glossy green above, whitish beneath; rapid growing.

2½- 3 ft.	3.00	27.50
3 - 4 ft.	4.00	36.00
4 - 5 ft.	5.00	45.00
5 - 6 ft.	6.00	55.00

CHAMAECYPARIS PISIFERA (Cont.)

SAWARA CYPRESS

Height	Each	Per 10
6 - 7 ft.	\$ 7.50	\$ 67.50
7 - 8 ft.	10.00	90.00
8 - 9 ft.	12.50	110.00
9 -10 ft.	15.00	135.00
10 -12 ft.	20.00	

See page 144 for special offering of Sawara Cypress

CHAMAECYPARIS PISIFERA AUREA GOLDEN SAWARA CYPRESS

Golden-yellow form of Chamaecyparis pisifera.

2½- 3 ft.	3.00	27.50
3 - 4 ft.	4.00	36.00
4 - 5 ft.	5.00	45.00
5 - 6 ft.	6.00	55.00
6 - 7 ft.	7.50	67.50
7 - 8 ft.	10.00	90.00
8 - 9 ft.	12.50	110.00
9 -10 ft.	15.00	135.00
10 -12 ft.	20.00	180.00
12 -14 ft.	25.00	

See page 144 for special offering of Golden Sawara Cypress

CHAMAECYPARIS PISIFERA FILIFERA

THREAD CYPRESS

Height 15 to 20 ft.; graceful pyramidal form; curious slender thread-like pendulous branches; foliage deep green.

2 -2½ ft.	2.50	22.50
2½-3 ft.	3.00	27.50
3 -4 ft.	4.00	36.00
4 -5 ft.	5.00	45.00
5 -6 ft.	6.00	55.00
6 -7 ft.	7.50	67.50
7 -8 ft.	10.00	
8 -9 ft.	12.50	

See page 144 for special offering of Thread Cypress

CHAMAECYPARIS PISIFERA FILIFERA AUREA

GOLDEN THREAD CYPRESS

Height 8 to 10 ft.; golden-yellow form of Chamaecyparis pisifera filifera; slow growing.

CHAMAECYPARIS PISIFERA FILIFERA AUREA (Cont.)

Height	Each	Per 10
1½-2 ft. spread	\$ 2.50	\$ 22.50
2 -2½ ft. spread	3.50	31.50
2½-3 ft. spread	4.50	40.00
3 -3½ ft. spread	6.00	55.00
3½-4 ft. spread	7.50	

CHAMAECYPARIS PISIFERA PLUMOSA PLUME CYPRESS

Height 25 to 35 ft.; dense conical form; slender feathery bright green foliage.

3-4 ft.	4.00	36.00
4-5 ft.	5.00	45.00
5-6 ft.	6.00	55.00
6-7 ft.	7.50	67.50
7-8 ft.	10.00	90.00
8-9 ft.	12.50	110.00

See page 144 for special offering of Plume Cypress

CHAMAECYPARIS PISIFERA PLUMOSA AUREA GOLDEN PLUME CYPRESS

Height 20 to 25 ft.; golden yellow form of Chamaecyparis pisifera plumosa.

2 - 2½ ft.	2.50	22.50
2½- 3 ft.	3.00	27.50
3 - 4 ft.	4.00	36.00
4 - 5 ft.	5.00	45.00
5 - 6 ft.	6.00	55.00
6 - 7 ft.	7.50	67.50
* 7 - 8 ft.	10.00	
* 8 - 9 ft.	12.50	
* 9 -10 ft.	15.00	
*10 -12 ft.	20.00	

See page 144 for special offering of Golden Plume Cypress

CHAMAECYPARIS PISIFERA PLUMOSA LUTESCENS DWARF YELLOWPLUME CYPRESS

Height 4 to 5 ft.; broad dense habit; bright green foliage tipped with sulphury-yellow.

1½-2 ft.	3.00	27.50
2 -2½ ft.	3.50	31.50
2½-3 ft.	4.50	40.00
3 -3½ ft.	6.00	55.00

* Supply very limited.

CHAMAECYPARIS PISIFERA SQUARROSA **MOSS CYPRESS**

Height 25 to 30 ft.; broad dense pyramidal form, spreading feathery branchlets; soft woolly foliage is blue-gray above and silvery beneath.

Also known botanically as *Chamaecyparis pisifera squarrosa veitchi*.

Height	Each	Per 10
2 1/2-3 ft.	\$ 3.00	\$ 27.50
3 -4 ft.	4.00	36.00
4 -5 ft.	5.00	45.00
5 -6 ft.	6.00	55.00
6 -7 ft.	7.50	67.50
7 -8 ft.	10.00	

See page 144 for special offering of Moss Cypress

CRYPTOMERIA — CRYPTOMERIA

CRYPTOMERIA JAPONICA LOBBI **LOBB CRYPTOMERIA**

Height 30 to 40 ft.; narrow compact form; irregular outline; branches generally horizontal; foliage, in heavy tufts along the branches, is dark green in summer and bronze in winter.

2 1/2-3 ft.	4.00	36.00
3 -4 ft.	5.00	45.00
4 -5 ft.	6.50	60.00
5 -6 ft.	9.00	80.00
6 -7 ft.	12.00	105.00
7 -8 ft.	15.00	135.00

JUNIPERUS — JUNIPER

Vary greatly in habit from tall pyramidal Trees to low prostrate plants; many curious and beautiful forms have been developed by propagation from young Trees.

JUNIPERUS CHINENSIS **CHINESE JUNIPER**

Height 15 to 20 ft.; pyramidal in form; ascending branches; blue-green foliage; purple berries.

2 -2 1/2 ft.	3.00	27.50
2 1/2-3 ft.	3.50	31.50
3 -3 1/2 ft.	4.00	36.00

JUNIPERUS CHINENSIS COLUMNARIS **COLUMN CHINESE JUNIPER**

Height 20 ft.; slender tapering pyramidal form; soft blue-green foliage; rapid growing.

JUNIPERUS CHINENSIS COLUMNARIS (Cont.)

Height	Each	Per 10
3- 4 ft.	\$ 4.00	\$ 36.00
4- 5 ft.	5.00	45.00
5- 6 ft.	6.00	55.00
6- 7 ft.	7.50	67.50
7- 8 ft.	10.00	90.00
* 8- 9 ft.	12.50	
* 9-10 ft.	15.00	
10-12 ft.	20.00	180.00
12-14 ft.	25.00	225.00
14-16 ft.	32.50	300.00
Extra heavy specimens.		
10-12 ft.	25.00	
12-14 ft.	30.00	
14-16 ft.	37.50	325.00

JUNIPERUS CHINENSIS OBLONGA OBLONG CHINESE JUNIPER

Height 5 to 6 ft.; compact oval form; light-green foliage in tight clusters; slow growing.

1½-2 ft. spread	3.00	27.50
2 -2½ ft. spread	4.00	36.00
2½-3 ft. spread	5.00	45.00
3 -3½ ft. spread	7.50	67.50

JUNIPERUS CHINENSIS PFITZERIANA PFITZER JUNIPER

Height 5 to 6 ft.; open low-growing wide-spreading form; horizontal plume-like branches; nodding dense blue-green branchlets.

2½- 3 ft. spread	4.50	40.00
3 - 4 ft. spread	6.00	55.00
4 - 5 ft. spread	7.50	67.50
5 - 6 ft. spread	10.00	90.00
6 - 7 ft. spread	12.50	110.00
7 - 8 ft. spread	15.00	135.00
8 - 9 ft. spread	20.00	180.00
9 -10 ft. spread	25.00	225.00
10 -12 ft. spread	30.00	275.00

See page 144 for special offering of Pfitzer Junipers

* Supply very limited.

JUNIPERUS CHINENSIS SARGENTI **SARGENT JUNIPER**

Height 18 in.; prostrate form; the long creeping branches and ascending branchlets form a broad dense mat; the foliage is blue-green shading to dark green.

Height	Each	Per 10
1½-2 ft. spread	\$ 3.00	\$ 27.50
2 -2½ ft. spread	4.00	36.00
2½-3 ft. spread	5.00	45.00
3 -3½ ft. spread	6.00	55.00
3½-4 ft. spread	7.50	67.50

JUNIPERUS COMMUNIS DEPRESSA AUREA **GOLDEN SPREADING JUNIPER**

Height 1½ to 2 ft.; horizontal spreading branches; foliage tipped golden yellow.

2 -2½ ft. spread	4.00	36.00
2½-3 ft. spread	5.00	45.00
3 -3½ ft. spread	6.00	55.00
3½-4 ft. spread	7.50	
4 -5 ft. spread	10.50	
*5 -6 ft. spread	15.00	
6 -7 ft. spread	20.00	

JUNIPERUS COMMUNIS DEPRESSA PLUMOSA **PLUMED SPREADING JUNIPER**

Height 18 inches; dwarf spreading form; the foliage is bright bluish-green in the Summer and purple-bronze in the Fall.

1½-2 ft. spread	3.00	27.50
2 -2½ ft. spread	4.00	36.00
2½-3 ft. spread	5.00	45.00
3 -3½ ft. spread	6.00	55.00
3½-4 ft. spread	7.50	67.50
4 -4½ ft. spread	10.00	

JUNIPERUS COMMUNIS HIBERNICA **IRISH JUNIPER**

Height 12 to 15 ft.; slender spire-like column with numerous vertical stems; spiny blue-green foliage.

6- 7 ft.	8.50	75.00
7- 8 ft.	11.50	100.00
*8- 9 ft.	16.50	
9-10 ft.	22.50	

See page 144 for special offering of Irish Junipers

* Supply very limited.

JUNIPERUS EXCELSA STRICTA

SPINY GREEK JUNIPER

Height 12 to 15 ft.; broad compact conical many-stemmed form; spiny gray-green foliage.

Height	Each	Per 10
2 -2½ ft.	\$ 2.75	\$ 25.00
2½-3 ft.	3.50	31.50
3 -4 ft.	4.50	40.00
4 -5 ft.	6.50	60.00
5 -6 ft.	9.00	80.00
6 -7 ft.	12.50	110.00
7 -8 ft.	15.00	135.00
8 -9 ft.	20.00	180.00
*9 -10 ft.	25.00	

See page 144 for special offering of Spiny Greek Junipers

JUNIPERUS HORIZONTALIS DOUGLASI

WAUKEGAN JUNIPER

Height 1 to 1½ ft.; long trailing branches form dense mat; the foliage is distinctly steel-blue in the Summer and purple in the Winter.

15 -18 in. spread	2.50	22.50
1½- 2 ft. spread	3.50	31.50
2 - 2½ ft. spread	4.50	40.00
2½- 3 ft. spread	6.00	55.00
* 3 - 3½ ft. spread	7.50	

JUNIPERUS HORIZONTALIS GLAUCA

BLUE CREEPING JUNIPER

Height 1 ft.; dense trailing form; similar to Juniperus horizontalis douglasi but more compact and with lighter blue foliage.

12 -15 in. spread	2.25	20.00
15 -18 in. spread	3.00	27.50
1½- 2 ft. spread	4.50	

JUNIPERUS JAPONICA

JAPANESE JUNIPER

Height 4 to 5 ft.; vase-shaped with arching horizontal branches; deep green foliage; slow growing.

Can supply a limited number of golden-tipped and variegated plants in this variety.

15 -18 in. spread	4.00	36.00
1½- 2 ft. spread	5.00	45.00

JUNIPERUS SABINA

SAVIN JUNIPER

Height 4 to 5 ft.; vase-shape flat-topped form; dark green foliage; purple fruit in the Fall.

* Supply very limited.

JUNIPERUS SABINA (Cont.)

SAVIN JUNIPER

Height	Each	Per 10
1½-2 ft. spread	\$ 2.50	\$ 22.50
2 -2½ ft. spread	3.25	30.00
2½-3 ft. spread	4.00	36.00
3 -4 ft. spread	5.00	45.00

JUNIPERUS SCOPULORUM CHANDLERI

CHANDLER COLORADO REDCEDAR

Height 15 ft.; broadly pyramidal in form with broad head at maturity; the bluish-green foliage is fine textured.

2 -2½ ft.	4.00	36.00
2½-3 ft.	5.00	45.00
3 -4 ft.	6.50	60.00

JUNIPERUS SQUAMATA

Height 18 inches; prostrate form; stout horizontal branches; dense flat blue-green foliage.

15 -18 in. spread	3.00	27.50
1½- 2 ft. spread	4.50	40.00
2 - 2½ ft. spread	6.00	55.00
2½- 3 ft. spread	7.50	67.50

JUNIPERUS SQUAMATA MEYERI

MEYER JUNIPER

Height 6 to 8 ft.; irregular semi-upright form; the coarse silvery-blue foliage shades to lavender in the Winter and early Spring.

2 -2½ ft.	4.00	36.00
2½-3 ft.	5.00	45.00
3 -3½ ft.	6.50	60.00
3½-4 ft.	10.00	
*4 -4½ ft.	15.00	

JUNIPERUS VIRGINIANA

REDCEDAR

Height 40 to 50 ft.; narrow columnar form; deep green foliage. Nursery grown.

*6- 7 ft.	7.50	
7- 8 ft.	10.00	
8- 9 ft.	12.50	
*9-10 ft.	15.00	

Also collected specimens 10 to 20 ft. high — prices on application.

JUNIPERUS VIRGINIANA BURKI

BURK'S REDCEDAR

Height 12 to 15 ft.; dense columnar form; lacy silvery-blue foliage on upright branches.

2 -2½ ft.	4.00	36.00
2½-3 ft.	5.00	45.00
3 -4 ft.	6.50	60.00

* Supply very limited.

JUNIPERUS VIRGINIANA CANNARTI CANNART REDCEDAR

Height 20 to 25 ft.; similar to *Juniperus virginiana*; very dark green foliage; small blue fruit in the Fall.

Height	Each	Per 10
2 -2½ ft.	\$ 2.75	\$ 25.00
2½-3 ft.	3.50	31.50
3 -4 ft.	4.50	40.00
4 -5 ft.	6.00	55.00
5 -6 ft.	7.50	

JUNIPERUS VIRGINIANA ELEGANTISSIMA GOLDTIP REDCEDAR

Height 12 to 15 ft.; broadly pyramidal with irregular habit and slightly pendulous branches; foliage deep green tipped bronzy-yellow.

2 -2½ ft.	2.75	25.00
2½-3 ft.	3.50	31.50
*3 -4 ft.	4.50	

JUNIPERUS VIRGINIANA GLAUCA SILVER REDCEDAR

Height 20 to 25 ft.; similar to *Juniperus virginiana* but develops into a broader, more open column; silvery-blue foliage.

2½- 3 ft.	3.50	31.50
3 - 4 ft.	4.50	
4 - 5 ft.	6.00	
5 - 6 ft.	7.50	67.50
6 - 7 ft.	10.00	90.00
7 - 8 ft.	12.50	110.00
8 - 9 ft.	15.00	135.00
9 -10 ft.	20.00	180.00
Extra heavy specimens.		
5 - 6 ft.	12.50	
6 - 7 ft.	15.00	135.00
7 - 8 ft.	17.50	150.00
8 - 9 ft.	20.00	180.00
* 9 -10 ft.	25.00	

JUNIPERUS VIRGINIANA KETELEERI KETELEER REDCEDAR

Height 18 to 20 ft.; broad pyramidal form with bluish-green foliage; light blue berries in the Fall.

2½- 3 ft.	3.50	31.50
3 - 4 ft.	4.50	40.00
4 - 5 ft.	6.00	55.00
5 - 6 ft.	7.50	67.50
6 - 7 ft.	10.00	90.00
* 7 - 8 ft.	12.50	

* Supply very limited.

JUNIPERUS VIRGINIANA KOSTERI

KOSTER REDCEDAR

Height 3 to 4 ft.; flat-topped, spreading form; plume-like bluish-green foliage.

Height	Each	Per 10
* 1 1/2-2 ft. spread	\$ 2.50	
2 -2 1/2 ft. spread	3.25	\$ 30.00
2 1/2-3 ft. spread	4.00	36.00
* 3 -3 1/2 ft. spread	5.00	
* 3 1/2-4 ft. spread	6.00	

PICEA — SPRUCE

Height 70 to 80 ft., except as noted; broad symmetrical pyramidal form; spreading branches in distinct whorls; generally rapid growing; pendant cones; the dwarf varieties are used for their individual characteristics.

PICEA CANADENSIS

WHITE SPRUCE

Light brownish-gray bark; light blue-green foliage.

5- 6 ft.	5.00	45.00
6- 7 ft.	7.50	67.50
7- 8 ft.	10.00	90.00
8- 9 ft.	12.50	110.00
9-10 ft.	17.50	150.00
10-12 ft.	22.50	200.00
12-14 ft.	27.50	250.00
*14-16 ft.	35.00	

See page 144 for special offering of White Spruce

PICEA ENGELMANNI

ENGELMANN SPRUCE

Dense narrow pyramidal form; slender branches in closely arranged whorls; foliage gray-green.

3 -4 ft.	4.00	36.00
4- 5 ft.	5.00	45.00
5- 6 ft.	6.00	55.00
6- 7 ft.	7.50	67.50
7- 8 ft.	10.00	
8- 9 ft.	15.00	
9-10 ft.	20.00	

* Supply very limited.

PICEA EXCELSA

NORWAY SPRUCE

Pendulous branchlets in mature Trees; foliage dark green.

Height	Each	Per 10
2- 3 ft.	\$ 2.25	\$ 20.00
3- 4 ft.	3.00	27.50
4- 5 ft.	4.00	36.00
10-12 ft.	22.50	
12-14 ft.	30.00	
14-16 ft.	40.00	

PICEA EXCELSA PENDULA

WEeping NORWAY SPRUCE

Height 20 ft.; weeping form of Norway Spruce with pendulous branches and branchlets; whorls of the branches are often irregular.

*2½-3 ft.	7.50
*3 -3½ ft.	10.00
*3½-4 ft.	15.00
*4 -4½ ft.	20.00
*4½-5 ft.	25.00

PICEA EXCELSA PYGMAEA

PYGMY NORWAY SPRUCE

Height 12 to 15 ft.; very slow growing; compact form; dark green foliage; adaptable for rock work.

*15 -18 in.	4.50	
* 1½- 2 ft.	6.00	
* 2 - 2½ ft.	7.50	
2½- 3 ft.	10.00	90.00

PICEA GLAUCA CONICA

DWARF ALBERTA SPRUCE

Height 8 to 10 ft.; narrow, extremely compact pyramidal form; short light green needles very closely set; slow growing.

4 -4½ ft.	15.00	135.00
4½-5 ft.	17.50	150.00
5 -5½ ft.	20.00	
5½-6 ft.	25.00	

PICEA OMORIKA

SERBIAN SPRUCE

Height 50 ft.; a dense, narrow, pyramidal tree with short spreading branches; foliage is silvery above and dark green below, making an attractive contrast.

3-4 ft.	6.50
4-5 ft.	9.00

* Supply very limited.

PICEA ORIENTALIS

ORIENTAL SPRUCE

Height 50 ft.; branchlets pendulous, slender and graceful; short-needled foliage is dark green and glossy.

Height	Each	Per 10
2-3 ft.	\$ 4.50	\$ 40.00
3-4 ft.	6.50	60.00

PICEA PUNGENS

COLORADO SPRUCE

Stout branches in rigid horizontal planes; the foliage varies from blue to very dark green. The strain usually listed as *Picea pungens glauca* (Colorado Blue Spruce) is included in this listing. Trees may be selected for color.

5- 6 ft.	7.50	67.50
6- 7 ft.	10.00	90.00
7- 8 ft.	12.50	110.00
8- 9 ft.	15.00	135.00
9-10 ft.	20.00	180.00
10-12 ft.	25.00	225.00
12-14 ft.	30.00	275.00
14-16 ft.	40.00	350.00
16-18 ft.	50.00	450.00
*18-20 ft.	60.00	
Extra heavy specimens.		
10-12 ft.	32.50	300.00
12-14 ft.	37.50	325.00
14-16 ft.	47.50	425.00
16-18 ft.	57.50	525.00
*18-20 ft.	70.00	

See page 144 for special offering of Colorado Spruce

PICEA PUNGENS KOSTERI

KOSTER BLUE SPRUCE

The grafted form of *Picea pungens*; clear silvery-blue foliage; needles longer and heavier than *Picea pungens*.

2½- 3 ft.	5.75	50.00
3 - 4 ft.	7.50	67.50
4 - 5 ft.	10.00	90.00
10 -12 ft.	40.00	
12 -14 ft.	50.00	450.00
14 -16 ft.	65.00	600.00
16 -18 ft.	80.00	725.00
18 -20 ft.	100.00	900.00
20 -22 ft.	125.00	

See page 144 for special offering of Koster Spruce

* Supply very limited.

PICEA PUNGENS KOSTERI PENDULA WEEPING KOSTER SPRUCE

Height 20 ft.; form of Koster Spruce with pendulous branches, producing an informal effect.

Height	Each	Per 10
*2 -2½ ft.	\$ 5.00	
*2½-3 ft.	7.50	
*3 -3½ ft.	10.00	
*3½-4 ft.	15.00	

PINUS — PINE

Height 50 to 75 ft., except as noted; dense pyramidal form when young, irregular and round topped when mature; the dark cones are conspicuous in the Fall and Winter; the low growing varieties are used for their individual characteristics. Usually identified in two groups — those of the White Pine type as having five needles in a cluster and those of the Austrian and Scotch Pine type, having two needles.

PINUS CEMBRA

SWISS STONE PINE

Narrow dense pyramidal form; short slender branches; the foliage is dark green on the underside and light green above; slow growing; five needled.

1½-2 ft.	4.50	\$ 40.00
2 -3 ft.	6.00	55.00
3 -4 ft.	7.50	67.50
4 -5 ft.	10.00	90.00
*5 -6 ft.	15.00	

PINUS DENSIFLORA UMBRACULIFERA JAPANESE UMBRELLA PINE

Height 10 to 12 ft.; the slow-growing upright-spreading branches form a dense flat top; soft light green foliage; two-needled.

Also known as *Pinus Densiflora tanyosho* (Japanese Table Pine).

3 -3½ ft. spread	10.00
3½-4 ft. spread	12.50
*4 -4½ ft. spread	15.00
*4½-5 ft. spread	20.00

PINUS FLEXILIS

LIMBER PINE

Narrow irregular pyramidal form; the foliage is in tufts and is blue-green when young and dark green when mature; five needled.

* Supply very limited.

PINUS FLEXILIS (Cont.)

LIMBER PINE

Height	Each	Per 10
10-12 ft.	\$18.50	\$167.50
12-14 ft.	25.00	225.00
*14-16 ft.	32.50	
Extra heavy specimens.		
7- 8 ft.	12.50	
8- 9 ft.	17.50	150.00
9-10 ft.	22.50	200.00
10-12 ft.	27.50	250.00
12-14 ft.	35.00	315.00
*14-16 ft.	42.50	

PINUS MONTANA

SWISS MOUNTAIN PINE

Height 10 to 12 ft.; dense irregular upright form; short dark green foliage; two needled.

3 -3½ ft.	7.50	67.50
3½-4 ft.	10.00	90.00
4 -4½ ft.	12.50	110.00
4½-5 ft.	17.50	150.00
5 -5½ ft.	22.50	200.00
5½-6 ft.	30.00	275.00
6 -7 ft.	37.50	325.00
7 -8 ft.	45.00	
8 -9 ft.	52.50	

PINUS MONTANA MUGHUS

MUGHO PINE

Height 4 to 5 ft.; develops broad dense many-stemmed head; short dark green foliage; two needled.

15 -18 in. spread.....	2.00	17.50
1½- 2 ft. spread.....	3.00	27.50
2 - 2½ ft. spread.....	4.00	36.00
2½- 3 ft. spread.....	5.00	45.00
3 - 3½ ft. spread.....	7.50	67.50
3½- 4 ft. spread.....	10.00	90.00
4 - 4½ ft. spread.....	12.50	110.00
4½- 5 ft. spread.....	17.50	150.00
5 - 5½ ft. spread.....	22.50	200.00

See page 144 for special offering of Mugho Pines

* Supply very limited.

PINUS NIGRA

AUSTRIAN PINE

Dense symmetrical pyramid; sturdy wide-spreading branches in regular whorls; long rigid needles; rapid growing; two needed.

Height	Each	Per 10
4- 5 ft.	\$ 6.00	\$ 55.00
5- 6 ft.	8.50	75.00
6- 7 ft.	11.50	100.00
7- 8 ft.	15.00	135.00
8- 9 ft.	20.00	180.00
9-10 ft.	25.00	225.00
10-12 ft.	30.00	275.00
12-14 ft.	40.00	350.00
14-16 ft.	50.00	450.00

See page 144 for special offering of Austrian Pines

PINUS RESINOSA

RED PINE

Broad open pyramidal form; stout spreading branches; long glossy dark green foliage; rapid growing; two needed.

2- 3 ft.	3.00	27.50
3- 4 ft.	4.00	36.00
9-10 ft.	20.00	180.00
10-12 ft.	25.00	225.00
12-14 ft.	32.50	300.00
14-16 ft.	40.00	350.00
Extra heavy specimens.		
12-14 ft.	42.50	375.00
14-16 ft.	50.00	450.00
16-18 ft.	60.00	550.00
18-20 ft.	75.00	675.00
20-22 ft.	90.00	800.00
*22-24 ft.	110.00	

PINUS STROBUS

WHITE PINE

Broad open symmetrical pyramid; slender horizontal branches; the light green foliage is soft; and flexible; rapid growing; five needed.

3- 4 ft.	4.00	
4- 5 ft.	5.00	
5- 6 ft.	7.50	67.50
6- 7 ft.	10.00	90.00
7- 8 ft.	12.50	110.00
8- 9 ft.	15.00	135.00

* Supply very limited.

PINUS STROBUS (Cont.)

WHITE PINE

Height	Each	Per 10
9-10 ft.	\$20.00	\$180.00
10-12 ft.	25.00	225.00
12-14 ft.	32.50	300.00
14-16 ft.	40.00	350.00
16-18 ft.	50.00	
Extra Heavy specimens.		
12-14 ft.	42.50	375.00
14-16 ft.	50.00	450.00
16-18 ft.	60.00	550.00
18-20 ft.	75.00	675.00
20-22 ft.	90.00	800.00
*22-24 ft.	110.00	

PINUS SYLVESTRIS

SCOTCH PINE

Irregular spreading branches; the short blue-green foliage is widely spaced and twisted; conspicuous reddish-brown bark; rapid growing; two needled.

3- 4 ft.	4.50	40.00
4- 5 ft.	6.00	55.00
5- 6 ft.	8.50	75.00
Extra heavy specimens.		
16-18 ft.	60.00	
18-20 ft.	75.00	
20-22 ft.	90.00	

PSEUDOTSUGA — DOUGLAS-FIR

PSEUDOTSUGA DOUGLASI

DOUGLAS-FIR

Height 50 to 60 ft.; broad pyramidal form; horizontal branches in irregular whorls; fragrant gray-green foliage; rapid growing.

2- 3 ft.	3.00	27.50
5- 6 ft.	7.50	67.50
6- 7 ft.	10.00	90.00
7- 8 ft.	12.50	110.00
8- 9 ft.	15.00	135.00
9-10 ft.	20.00	180.00
10-12 ft.	25.00	225.00
12-14 ft.	35.00	315.00
14-16 ft.	45.00	400.00

See page 144 for special offering of Douglas-Firs

* Supply very limited.

TAXUS — YEW

Vary in habit from upright to low spreading forms; very compact luxuriant dark green foliage throughout the year; respond to shearing; brilliant scarlet fruit in late Summer and Fall.

TAXUS BACCATA REPANDENS

SPREADING ENGLISH YEW

Height 1½ to 2 ft.; low-growing; wide-spreading arching branches; long dark green foliage.

Height	Each	Per 10
15 -18 in. spread	\$ 3.50	\$ 31.50
1½- 2 ft. spread	4.50	40.00
2 - 2½ ft. spread	6.50	60.00
2½- 3 ft. spread	8.50	75.00
3 - 3½ ft. spread	12.50	110.00
* 3½- 4 ft. spread	17.50	
* 4 - 4½ ft. spread	22.50	
* 4½- 5 ft. spread	30.00	

TAXUS CANADENSIS

CANADA YEW

Height 2 ft.; semi-prostrate form; slender wide-spreading branches; the long narrow foliage is pale green in the summer and bronze in the winter.

3 -3½ ft. spread	12.50
3½-4 ft. spread	17.50
4 -5 ft. spread	25.00

TAXUS CUSPIDATA

JAPANESE YEW

Ultimate size 5 to 8 ft. high, and 15 to 18 ft. wide; low spreading form; the dark waxy green foliage develops in flat tiers along the branches.

15 -18 in. spread	2.50	22.50
1½- 2 ft. spread	3.50	31.50
2 - 2½ ft. spread	4.50	40.00
2½- 3 ft. spread	6.50	60.00
3 - 3½ ft. spread	9.00	80.00
3½- 4 ft. spread	12.50	110.00
4 - 5 ft. spread	20.00	180.00
5 - 6 ft. spread	30.00	275.00
6 - 7 ft. spread	40.00	350.00
7 - 8 ft. spread	50.00	450.00
8 - 9 ft. spread	60.00	550.00
9 -10 ft. spread	75.00	675.00
10 -12 ft. spread	90.00	800.00

* Supply very limited.

TAXUS CUSPIDATA CAPITATA

UPRIGHT JAPANESE YEW

Height 20 to 25 ft.; broad conical form of *Taxus cuspidata*; develops a central leader; responds to shearing.

Height	Each	Per 10
1 1/2- 2 ft.	\$ 3.50	\$ 31.50
2 - 2 1/2 ft.	4.50	40.00
2 1/2- 3 ft.	6.00	55.00
3 - 3 1/2 ft.	7.50	67.50
3 1/2- 4 ft.	10.00	90.00
4 - 4 1/2 ft.	12.50	110.00
4 1/2- 5 ft.	15.00	135.00
5 - 5 1/2 ft.	17.50	150.00
5 1/2- 6 ft.	20.00	180.00
6 - 7 ft.	22.50	200.00
7 - 8 ft.	25.00	225.00
8 - 9 ft.	30.00	275.00
9 -10 ft.	35.00	
Extra heavy specimens.		
4 1/2- 5 ft.	20.00	180.00
5 - 5 1/2 ft.	25.00	225.00
5 1/2- 6 ft.	30.00	275.00
6 - 7 ft.	40.00	350.00
7 - 8 ft.	50.00	450.00
8 - 9 ft.	60.00	550.00
9 -10 ft.	70.00	625.00
*10 -11 ft.	85.00	

See page 144 for special offering of upright Japanese Yews

TAXUS CUSPIDATA NANA

DWARF JAPANESE YEW

Height 2 to 3 ft.; irregular spreading outline; more dwarf and compact than *Taxus cuspidata*; the very dark green foliage completely surrounds the branches.

10 -12 in. spread	2.00	17.50
12 -15 in. spread	3.00	27.50
15 -18 in. spread	4.50	40.00
1 1/2- 2 ft. spread	6.00	55.00
2 - 2 1/2 ft. spread	8.50	75.00
2 1/2- 3 ft. spread	12.50	110.00
3 - 3 1/2 ft. spread	17.50	150.00
3 1/2- 4 ft. spread	25.00	225.00
4 - 4 1/2 ft. spread	35.00	315.00
4 1/2- 5 ft. spread	45.00	400.00
5 - 5 1/2 ft. spread	60.00	
5 1/2- 6 ft. spread	75.00	

* Supply very limited.

TAXUS MEDIA

HYBRID YEW

Height 4 to 5 ft.; similar to *Taxus cuspidata*; irregular form, but with more dense upright habit and lighter green foliage; rapid growing.

Height	Each	Per 10
1½- 2 ft. spread	\$ 4.50	\$ 40.00
2 - 2½ ft. spread	6.50	60.00
* 2½- 3 ft. spread	8.50	
3 - 3½ ft. spread	12.50	110.00
3½- 4 ft. spread	17.50	150.00
4 - 4½ ft. spread	22.50	200.00
4½- 5 ft. spread	30.00	275.00

TAXUS MEDIA HICKSI

HICKS YEW

Height 10 to 12 ft.; compact, distinctly columnar form; numerous vertical stems; rapid growing.

1½-2 ft.	3.50	31.50
2 -2½ ft.	5.00	45.00
2½-3 ft.	6.50	60.00
3 -3½ ft.	8.50	75.00
3½-4 ft.	11.50	100.00
4 -4½ ft.	15.00	135.00

THUJA — ARBORVITAE

Vary greatly in foliage coloring and in habits of growth from tall pyramidal to low globular forms; the foliage develops in flat fan-like branchlets, and responds to shearing.

THUJA OCCIDENTALIS

AMERICAN ARBORVITAE

Height 30 to 40 ft.; broad pyramidal form; short horizontal branches; the bright green foliage becomes slightly brown in the Winter.

3- 4 ft.	2.50	22.50
* 4- 5 ft.	3.50	
8- 9 ft.	7.50	67.50
9-10 ft.	10.00	90.00
10-12 ft.	15.00	135.00
12-14 ft.	20.00	180.00
14-16 ft.	30.00	275.00
16-18 ft.	40.00	350.00
Extra heavy specimens.		
10-12 ft.	20.00	180.00
12-14 ft.	25.00	225.00
14-16 ft.	37.50	

* Supply very limited.

THUJA OCCIDENTALIS COMPACTA

PARSONS ARBORVITAE

Height 6 ft.; dense dwarf oval shape; very dark green foliage.

Height	Each	Per 10
2 -2½ ft.	\$ 2.75	\$ 25.00
2½-3 ft.	3.50	31.50
3 -3½ ft.	4.50	40.00
3½-4 ft.	6.00	55.00
4 -4½ ft.	7.50	67.50
4½-5 ft.	10.00	90.00
*5 -5½ ft.	15.00	

See page 144 for special offering of Parson's Arborvitae

THUJA OCCIDENTALIS DOUGLASI PYRAMIDALIS

DOUGLAS ARBORVITAE

Height 20 to 25 ft.; dense pyramidal form; heavy growth at the base, tapering at the top; the short dark green foliage is twisted with a spiral effect.

Can supply also the golden-tipped form of this variety.

Also known as Thuja occidentalis douglasi spiralis.

2- 3 ft.	2.75	25.00
3- 4 ft.	3.50	31.50
4- 5 ft.	4.50	40.00
5- 6 ft.	5.50	50.00
* 6- 7 ft.	7.50	
7- 8 ft.	10.00	90.00
8- 9 ft.	12.50	110.00
9-10 ft.	15.00	135.00
10-12 ft.	20.00	180.00
12-14 ft.	25.00	225.00
14-16 ft.	30.00	275.00
Extra heavy specimens.		
* 9-10 ft.	20.00	
10-12 ft.	25.00	
12-14 ft.	30.00	
*14-16 ft.	35.00	

THUJA OCCIDENTALIS ELEGANTISSIMA

GOLDENTIPPED ARBORVITAE

Height 15 to 18 ft.; dense broad form; the tips of the branches tinged with deep gold.

2- 3 ft.	2.75	25.00
3- 4 ft.	3.50	31.50
4- 5 ft.	4.50	40.00

* Supply very limited.

THUJA OCCIDENTALIS ELEGANTISSIMA (Cont.)

Height	Each	Per 10
5- 6 ft.	\$ 5.50	\$ 50.00
6- 7 ft.	7.50	67.50
7- 8 ft.	10.00	90.00
8- 9 ft.	12.50	110.00
9-10 ft.	15.00	135.00
10-12 ft.	20.00	180.00

THUJA OCCIDENTALIS GLOBOSA

AMERICAN GLOBE ARBORVITAE

Height 6 ft.; dwarf compact globe form; dark green foliage; slow-growing.

2½-3 ft.	3.50	31.50
3 -3½ ft.	4.50	40.00
3½-4 ft.	6.00	55.00
4 -4½ ft.	7.50	67.50
4½-5 ft.	10.00	90.00
5 -5½ ft.	15.00	135.00

THUJA OCCIDENTALIS LITTLE GEM

LITTLE GEM ARBORVITAE

Height 2 to 3 ft.; very slow growing; dense close-cropped in form; dark green foliage; adaptable for rock work.

15 -18 in. spread.....	2.75	25.00
1½- 2 ft. spread.....	4.50	40.00

THUJA OCCIDENTALIS LUTEA

GEORGE PEABODY ARBORVITAE

Height 12 to 15 ft.; broad pyramidal form; bright golden-yellow foliage.

2-3 ft.	2.75	25.00
3-4 ft.	3.50	31.50
4-5 ft.	4.50	40.00
*5-6 ft.	5.50	
6-7 ft.	7.50	
7-8 ft.	10.00	90.00
8-9 ft.	12.50	

THUJA OCCIDENTALIS PYRAMIDALIS

AMERICAN PYRAMIDAL ARBORVITAE

Height 25 to 30 ft.; narrow compact pyramidal form; deep green foliage throughout the year.

3- 4 ft.	3.50	31.50
4- 5 ft.	4.50	40.00
5- 6 ft.	5.50	50.00

* Supply very limited.

THUJA OCCIDENTALIS PYRAMIDALIS (Cont.)

Height	Each	Per 10
6- 7 ft.	\$ 7.50	\$ 67.50
7- 8 ft.	10.00	90.00
8- 9 ft.	12.50	110.00
9-10 ft.	15.00	135.00
10-12 ft.	20.00	180.00
12-14 ft.	25.00	225.00
14-16 ft.	30.00	275.00

See page 144 for special offering of American Pyramidal Arborvitae

THUJA OCCIDENTALIS VERVAENEANA VERVAENE ARBORVITAE

Height 16 to 18 ft.; dense pyramidal form; graceful light green foliage, bronze-tipped in Winter.

2- 3 ft.	2.75	25.00
3- 4 ft.	3.50	31.50
4- 5 ft.	4.50	40.00
5- 6 ft.	5.50	50.00
6- 7 ft.	7.50	67.50
7- 8 ft.	10.00	90.00
8- 9 ft.	12.50	110.00
9-10 ft.	15.00	135.00
10-12 ft.	20.00	180.00
*12-14 ft.	25.00	

THUJA OCCIDENTALIS WAREANA WARE ARBORVITAE

Height 10 to 12 ft.; broad dense pyramid; wide at the base, slender at the top; dark green foliage.

Also known as the Siberian Arborvitae.

2½-3 ft.	3.00	27.50
3 -4 ft.	4.50	40.00
4 -5 ft.	6.00	55.00
5 -6 ft.	7.50	67.50
6 -7 ft.	10.00	90.00
7 -8 ft.	15.00	135.00
*8 -9 ft.	20.00	

See page 144 for special offering of Ware Arborvitae

THUJA ORIENTALIS AUREA CONSPICUA GOLDSPIRE ARBORVITAE

Height 10 to 12 ft.; slender pyramidal form; intense golden-yellow foliage.

* Supply very limited.

THUJA ORIENTALIS AUREA CONSPICUA (Cont.)

Height	Each	Per 10
1½-2 ft.	\$ 1.50	\$ 13.50
2 -2½ ft.	2.00	17.50
2½-3 ft.	2.75	25.00
3 -4 ft.	3.75	33.50
4 -5 ft.	5.00	45.00
5 -6 ft.	6.50	60.00
6 -7 ft.	8.50	

THUJA ORIENTALIS AUREA NANA

BERCKMANS GOLDEN ARBORVITAE

Height 3 to 4 ft.; compact pointed oval form; golden-yellow foliage.

15 -18 in.	1.50	13.50
1½- 2 ft.	2.25	20.00
2 - 2½ ft.	3.50	

THUJA PLICATA ATROVIRENS

Height 20 to 25 ft.; broad pyramidal form; dark glossy green foliage on slightly pendulous branches.

Also known botanically as *Thuja lobbi atrovirens*.

2-3 ft.	2.75	25.00
3-4 ft.	3.50	31.50
*4-5 ft.	4.50	
5-6 ft.	6.00	
6-7 ft.	7.50	67.50
7-8 ft.	10.00	90.00
*8-9 ft.	12.50	

THUJA STANDISHI

STANDISH ARBORVITAE

Height 15 to 20 ft.; broad columnar form with spreading head; the foliage is light green above and dark green below.

2-3 ft.	2.75	25.00
3-4 ft.	3.50	31.50
4-5 ft.	4.50	40.00
5-6 ft.	6.00	55.00
6-7 ft.	7.50	67.50

TSUGA — HEMLOCK

Graceful, pyramidal habit; rapid growing; dark brown bark; soft dark green foliage; responds to shearing.

* Supply very limited.

TSUGA CANADENSIS

CANADA HEMLOCK

Height 70 to 80 ft.; flexible slightly-ascending branches; graceful pendulous branchlets; luxuriant soft dark green foliage.

Height	Each	Per 10
2- 3 ft.	\$ 3.25	\$ 30.00
3- 4 ft.	4.00	36.00
4- 5 ft.	5.00	45.00
5- 6 ft.	6.50	60.00
6- 7 ft.	10.00	90.00
7- 8 ft.	15.00	135.00
8- 9 ft.	20.00	180.00
9-10 ft.	25.00	225.00
10-12 ft.	35.00	315.00
12-14 ft.	45.00	400.00
14-16 ft.	60.00	550.00
16-18 ft.	75.00	675.00
18-20 ft.	90.00	

Extra heavy specimens.

4- 5 ft.	8.50	75.00
5- 6 ft.	11.50	100.00
6- 7 ft.	17.50	150.00
7- 8 ft.	22.50	200.00
8- 9 ft.	30.00	275.00
9-10 ft.	37.50	325.00
10-12 ft.	45.00	400.00
12-14 ft.	55.00	500.00
14-16 ft.	70.00	625.00

See page 144 for special offering of Canada Hemlocks.

TSUGA CANADENSIS OUTPOSTI

Height 12 to 15 ft.; dense, compact form of *Tsuga canadensis*; needles in very close formation; foliage very dark green; plant produces a somewhat Japanesque effect.

2 -2½ ft.	7.50	67.50
2½-3 ft.	10.00	90.00
3 -3½ ft.	12.50	110.00
3½-4 ft.	15.00	135.00
*4 -4½ ft.	17.50	

* Supply very limited.

TSUGA CANADENSIS PENDULA SARGENT WEeping HEMLOCK

Height 6 to 8 ft.; weeping flat-topped form of *Tsuga canadensis*; horizontal spreading branches; graceful drooping branchlets; slow-growing.

Height	Each	Per 10
2½-3 ft.	\$ 7.50	\$ 67.50
3 -3½ ft.	10.00	90.00
3½-4 ft.	12.50	110.00
4 -4½ ft.	17.50	150.00
4½-5 ft.	22.50	

TSUGA CAROLINIANA CAROLINA HEMLOCK

Height 50 to 60 ft.; more formal and compact than *Tsuga canadensis*; very dark green foliage completely surrounds the branches.

2- 3 ft.	3.50	31.50
3- 4 ft.	4.50	40.00
4- 5 ft.	6.50	60.00
5- 6 ft.	8.50	75.00
6- 7 ft.	12.50	110.00
7- 8 ft.	17.50	150.00
Extra heavy specimens.		
12-14 ft.	60.00	
14-16 ft.	75.00	675.00

DECIDUOUS SHRUBS



Deciduous Shrubs drop their foliage in late Fall and Winter.



SYRINGA VULGARIS — LILAC

All Deciduous Shrubs listed are well branched.

SPECIMENS :

Those marked "Specimens" are exceptionally heavy and broad, having been cut back, and transplanted 4 to 6 feet apart.

Unless otherwise indicated, height is specified.

Shrubs not marked "B&B" (Balled and Burlapped) can be moved with bare roots, when dormant. Should Baling and Burlapping be desired on such Shrubs, an extra charge will be made as follows :

2-3 ft.	\$.25
3-4 ft.35
4-5 ft.50
5-6 ft.75
6-7 ft.	1.00
7-8 ft.	1.50

See General Information for further details on Baling and Burlapping.

Also see lists, front of book, for further information.

ACANTHOPANAX — ACANTHOPANAX

ACANTHOPANAX PENTAPHYLLUM

FIVELEAF ARALIA

Height 6 to 8 ft.; slender arching branches; glossy dark green foliage in five-leaflet formation; inconspicuous green flowers.

Height	Each	Per 10
2-3 ft.	\$.60	\$ 5.50
3-4 ft.75	7.00
4-5 ft.	1.00	9.00
3-4 ft. specimens	1.50	
4-5 ft. specimens B&B	2.50	
5-6 ft. specimens B&B	3.50	

Acer palmatum — Japanese Maple — See Deciduous Trees.

Almond Flowering — See Prunus glandulosa.

Althea — See Hibiscus.

AMELANCHIER — SHADBLOW

AMELANCHIER CANADENSIS

DOWNY SHADBLOW

Height 12 to 15 ft.; upright spreading branches; smooth gray-green bark; foliage dark green above, woolly beneath; loose clusters of white flowers appear in April, before the leaves; small red or purple fruit.

3-4 ft.	2.00	17.50
--------------	------	-------

AMORPHA — FALSE-INDIGO

AMORPHA FRUTICOSA

INDIGOBUSH

Height 8 to 10 ft.; gray slender upright spreading branches; the small feathery leaves are dark green above and light green beneath; small dark purple flowers in dense upright spikes in June.

8-10 ft. B&B	5.00	40.00
--------------------	------	-------

Amygdalus — Flowering Peach — see Deciduous Trees.

ARALIA — ARALIA

ARALIA SPINOSA

DEVILS-WALKINGSTICK

Height 15 to 18 ft.; stout upright thorny branches; large coarse foliage; large clusters of small white flowers in July; black berries.

5-6 ft. B&B	3.50	
6-8 ft. B&B	5.00	

ARONIA — CHOKEBERRY

The light green foliage turns bright red in the Fall; clusters of white flowers in the Spring; clusters of berries in the Fall.

ARONIA ARBUTIFOLIA

RED CHOKEBERRY

Height 8 to 10 ft.; upright spreading branches; showy bright red fruit.

Height	Each	Per 10
1½-2 ft.	\$.75	\$ 7.00
2 -3 ft.	1.00	9.00
3 -4 ft.	1.50	13.50

ARONIA MELANOCARPA

BLACK CHOKEBERRY

Height 6 ft.; broad spreading shrub; shiny black fruit.

1½-2 ft.75	7.00
2 -3 ft.	1.00	9.00
3 -4 ft.	1.50	13.50

AZALEA — AZALEA

Graceful irregular outline; profuse and brilliant flowers in wide range of colors; flowering period from April to July.

AZALEA ARBORESCENS

SWEET AZALEA

Height 6 to 8 ft.; native Azalea; large fragrant white flowers tinged pink; blooms June and July.

1½-2 ft. B&B	3.00	27.50
2 -2½ ft. B&B	4.50	
*2½-3 ft. B&B	6.00	
*3 -3½ ft. B&B	7.50	

AZALEA CALENDULACEA

FLAME AZALEA

Height 6 to 8 ft; native Azalea; brilliant orange-red, and yellow flowers in May and June.

1½-2 ft. B&B	3.00	27.50
2 -2½ ft. B&B	4.50	40.00
2½-3 ft. B&B	6.00	55.00
3 -3½ ft. B&B	7.50	67.50
3½-4 ft. B&B	9.00	80.00
4 -4½ ft. B&B	10.50	
4½-5 ft. B&B	12.50	

* Supply very limited.

AZALEA KAEMPFERI

Height 4 to 5 ft.; dense habit; large salmon-pink to orange-red flowers in May.

Height		Each	Per 10
15 -18 in.	B&B	\$ 3.00	\$ 27.50
1½- 2 ft.	B&B	4.50	40.00
2 - 2½ ft.	B&B	6.00	55.00
2½- 3 ft.	B&B	7.50	67.50
3 - 3½ ft.	B&B	9.00	80.00
3½- 4 ft.	B&B	10.50	92.50

TORCH AZALEA

AZALEA MOLLIS

Height 4 to 5 ft.; very large flowers in shades of yellow, orange or red in April and May.

15 -18 in.	B&B	3.00	27.50
1½- 2 ft.	B&B	4.50	40.00

CHINESE AZALEA

AZALEA MUCRONULATA

Height 5 to 6 ft.; flowers of lavender and soft pink appear in March.

2 -2½ ft.	B&B	4.50	40.00
2½-3 ft.	B&B	6.00	55.00
3 -3½ ft.	B&B	7.50	67.50
3½-4 ft.	B&B	9.00	80.00
4 -4½ ft.	B&B	10.50	
4½-5 ft.	B&B	12.50	

AZALEA NUDIFLORA

Height 6 to 8 ft.; native Azalea; light pink flowers in April and May, often fragrant.

1½-2 ft.	B&B	3.00	
2 -2½ ft.	B&B	4.50	
2½-3 ft.	B&B	6.00	
3 -3½ ft.	B&B	7.50	
3½-4 ft.	B&B	9.00	

PINXTERBLOOM

AZALEA PONTICA HYBRIDS

Height 6 to 8 ft.; profusion of fragrant flowers in a wide range of brilliant colors; attractive Fall foliage coloring; originated from a cross between Azalea pontica and the native American varieties.

2 -2½ ft.	B&B	6.00	55.00
2½-3 ft.	B&B	7.50	67.50
3 -3½ ft.	B&B	9.00	80.00
3½-4 ft.	B&B	10.50	92.50

HYBRID GHENT AZALEA

AZALEA POUKHANENSIS

Height 3 ft.; low broad shrub with fragrant pure orchid single flowers in May.

Height		Each	Per 10
15 -18 in.	B&B	\$ 3.00	\$ 27.50
1 1/2- 2 ft.	B&B	4.50	40.00
2 - 2 1/2 ft.	B&B	6.00	55.00

KOREAN AZALEA

AZALEA RHOMBICA

Height 4 to 5 ft.; bright rose-pink flowers in May.

*15-18 in.	B&B	3.00
------------	-----------	------

ROSE AZALEA

AZALEA ROSEA

Height 6 to 8 ft.; native Azalea; large very fragrant bright pink flowers in May.

Also known as *Azalea canescens* — Piedmont Azalea.

1 1/2-2 ft.	B&B	3.00	27.50
2 -2 1/2 ft.	B&B	4.50	40.00
2 1/2-3 ft.	B&B	6.00	55.00
3 -3 1/2 ft.	B&B	7.50	67.50
3 1/2-4 ft.	B&B	9.00	80.00
4 -4 1/2 ft.	B&B	10.50	92.50
4 1/2-5 ft.	B&B	12.50	110.00

DOWNY PINXTERBLOOM

AZALEA SCHLIPPENBACHI

Height 4 to 6 ft.; very hardy; large light rose-pink flowers in April; foliage turns crimson and gold in Fall.

15 -18 in.	B&B	3.00
1 1/2- 2 ft.	B&B	4.50

ROYAL AZALEA

AZALEA VASEYI

Height 6 to 8 ft.; native Azalea; clear light pink flowers in April and May.

1 1/2-2 ft.	B&B	4.50	40.00
2 -2 1/2 ft.	B&B	6.00	55.00
2 1/2-3 ft.	B&B	7.50	67.50
3 -3 1/2 ft.	B&B	9.00	80.00

PINKSHELL AZALEA

AZALEA VISCOSA

Height 6 to 8 ft.; native Azalea; fragrant white flowers tinged pink in June and July.

1 1/2-2 ft.	B&B	2.25	20.00
2 -3 ft.	B&B	3.00	27.50

SWAMP AZALEA

* Supply very limited.

AZALEA VISCOSA (Cont.)

SWAMP AZALEA

Height		Each	Per 10
3 -4 ft.	B&B	\$ 4.00	\$ 36.00
4 -5 ft.	B&B	5.00	45.00
5 -6 ft.	B&B	6.50	60.00
3 -4 ft. specimens	B&B	6.00	55.00
4 -5 ft. specimens	B&B	7.50	67.50
5 -6 ft. specimens	B&B	10.00	90.00

AZALEA YODOGAWA

YODOGAWA AZALEA

Height 3 to 4 ft.; wide-spreading habit; double lavender-pink flowers in May.

15 -18 in.	B&B	3.00	27.50
1½- 2 ft.	B&B	4.50	40.00
2 - 2½ ft.	B&B	6.00	55.00
2½- 3 ft.	B&B	7.50	67.50
3 - 3½ ft.	B&B	9.00	80.00

Evergreen Azaleas — See Evergreen Shrubs.

BENZOIN — SPICEBUSH

BENZOIN AESTIVALE

SPICEBUSH

Height 10 to 12 ft.; native shrub; upright spreading branches; the light green foliage turns clear yellow in the Fall; fringed yellow flowers appear in early April before the leaves; scarlet berries; leaves and twigs aromatic.

2-3 ft.	1.00	9.00
3-4 ft.	1.50	13.50
4-5 ft.	2.00	

BERBERIS — BARBERRY

Thorny shrubs; dense graceful habit; upright spreading branches; brilliant Fall coloring of the foliage and fruit; inconspicuous flowers.

BERBERIS AMURENSIS

AMUR BARBERRY

Height 3 to 6 ft.; bright green Summer foliage; nodding racemes of flowers in May; scarlet berries in September.

15 18 in.	B&B	1.50	13.50
1½- 2 ft.	B&B	2.00	17.50
2 - 2½ ft.	B&B	2.50	22.50
2½- 3 ft.	B&B	3.00	27.50
3 - 3½ ft.	B&B	3.50	31.50
3½- 4 ft.	B&B	4.00	36.00

BERBERIS AGGREGATA PRATTI

PRATT BARBERRY

Height 8 to 10 ft.; long thorns; small foliage; pale yellow flowers; bright salmon-red berries in long clusters.

Height		Each	Per 10
3 -3 1/2 ft.	B&B	\$ 3.50	\$ 31.50
3 1/2-4 ft.	B&B	4.00	36.00
4 -4 1/2 ft.	B&B	4.50	40.00
4 1/2-5 ft.	B&B	5.00	45.00

BERBERIS BRACHYPODA

Height 6 to 8 ft.; clusters of small yellow flowers in May; scarlet fruit.

3 -3 1/2 ft.	B&B	3.50	31.50
3 1/2-4 ft.	B&B	4.00	36.00
4 -4 1/2 ft.	B&B	4.50	40.00
4 1/2-5 ft.	B&B	5.00	45.00
5 -6 ft.	B&B	6.00	55.00

BERBERIS HETEROPODA

TURKESTAN BARBERRY

Height 3 to 6 ft.; stout spreading branches; long thorns; oval pale green foliage; fragrant orange-yellow flowers in clusters in May; dark blue fruit.

3 1/2-4 ft.	B&B	4.00	36.00
4 -4 1/2 ft.	B&B	4.50	40.00
4 1/2-5 ft.	B&B	5.00	45.00
5 -6 ft.	B&B	6.00	55.00

BERBERIS THUNBERGI

JAPANESE BARBERRY

Height 5 to 6 ft.; twiggy low arching branches; short thorns; small dark green foliage turns scarlet in the Fall; the scarlet berries persist well through the Winter.

	Per 10	Per 100
12 -15 in.	3.00	25.00
15 -18 in.	3.50	30.00
1 1/2- 2 ft.	4.00	35.00
2 - 2 1/2 ft.	4.50	40.00
2 1/2- 3 ft.	6.00	50.00
3 - 3 1/2 ft.	7.50	
3 1/2- 4 ft.	9.00	
Heavy sheared specimens.	Each	Per 10
2 - 2 1/2 ft.75	7.00
2 1/2- 3 ft.	1.00	9.00
3 - 3 1/2 ft. B&B	1.75	15.00
3 1/2- 4 ft. B&B	2.00	17.50
4 - 4 1/2 ft. B&B	2.25	

BERBERIS THUNBERGI ATROPURPUREA**REDLEAF JAPANESE BARBERRY**

Height 5 to 6 ft.; development from *Berberis thunbergii*; the foliage is bright red in the Spring, dull red in the Summer and brilliant scarlet in the Fall.

Height	Each	Per 10
15 -18 in.	\$.60	\$ 5.50
2 - 2½ ft.	1.00	9.00
2½- 3 ft.	1.25	11.00
3 - 3½ ft.	1.50	13.50
3½- 4 ft.	1.75	15.00
4 - 4½ ft. B&B	2.50	22.50
4½- 5 ft. B&B	3.00	27.50

BERBERIS THUNBERGI MINOR**BOX BARBERRY**

Height 1½ to 2 ft.; low dense habit; very small leaves.

15 -18 in.75	7.00
1½- 2 ft.	1.00	9.00
2 - 2½ ft.	1.25	11.00

BERBERIS THUNBERGI PLURIFLORA ERECTA**TRUEHEDGE COLUMNBERRY**

Height 5 to 6 ft.; plant patent No. 110; the new columnar hedge plant; dense green foliage; red berries in the Fall.

1½-2 ft. B&B75	7.00
2 -2½ ft. B&B	1.00	9.00
2½-3 ft. B&B	1.25	11.00

BERBERIS VERNAE**VERNA BARBERRY**

Height 5 to 6 ft.; dense graceful habit; bright red upright arching branches; small foliage; clusters of deep yellow flowers in June; round salmon colored berries in the Fall.

3 -3½ ft. B&B	3.50	
3½-4 ft. B&B	4.00	
4 -4½ ft. B&B	4.50	
4½-5 ft. B&B	5.00	
5 -6 ft. B&B	6.00	

Evergreen Barberries — See Evergreen Shrubs.

BUDDLEIA — BUTTERFLYBUSH**BUDDLEIA ALTERNIFOLIA****CHINESE BUTTERFLYBUSH**

Height 6 to 8 ft.; dense arching shrub; showy lilac-purple flowers in profusion in June and July.

2 yr.75	7.00
3 yr.	1.25	11.00

BUDDLEIA DAVIDI ILE DE FRANCE

Height 4 to 5 ft.; vigorous new variety with fragrant masses of brilliant rosy purple flowers from July to October.

Height	Each	Per 10
2 yr.	\$ 1.00	\$ 9.00
3 yr.	1.50	13.50

BUDDLEIA DAVIDI VEITCHIANA VEITCH BUTTERFLYBUSH

Height 5 to 6 ft.; broad arching habit; large dense clusters of blue-lavender flowers in July and August.

2 yr.60	5.50
3 yr.	1.00	9.00

CALLICARPA — BEAUTYBERRY

CALLICARPA PURPUREA CHINESE BEAUTYBERRY

Height 4 to 5 ft.; slender upright spreading branches; clusters of small pale pink flowers in August; small dense clusters of lavender berries along the branches in the Fall.

2-3 ft.60	5.50
3-4 ft.75	7.00
3-4 ft. specimens	1.50	

CALYCANTHUS — SWEETSHRUB

CALYCANTHUS FLORIDUS SWEETSHRUB

Height 6 to 8 ft.; upright spreading branches; large glossy dark green foliage; dark reddish-brown fragrant flowers in June and July.

2-3 ft.75	7.00
3-4 ft.	1.00	9.00
4-5 ft.	1.50	
4-5 ft. specimens B&B	2.50	22.50

CARAGANA — PEA-SHRUB

CARAGANA ARBORESCENS SIBERIAN PEA-TREE

Height 10 to 12 ft.; small tree form; round compact head; finely divided foliage; small clusters of yellow flowers in May and June.

Bush form.

2-3 ft.75	7.00
3-4 ft.	1.00	9.00
4-5 ft.	1.50	

Tree form.

8-10 ft. specimens B&B	10.00	90.00
10-12 ft. specimens B&B	12.50	

CARYOPTERIS — BLUEBEARD

CARYOPTERIS INCANA

BLUEBEARD

Height 2 to 3 ft.; low spreading shrub; light brown bark; gray-green foliage; dense round clusters of small lavender-blue flowers close to the branches in September and October.

Also known as Blue Spirea.

Height	Each	Per 10
2 yr.	\$.60	\$ 5.50

CEPHALANTHUS — BUTTONBUSH

CEPHALANTHUS OCCIDENTALIS

BUTTONBUSH

Height 8 to 10 ft.; upright spreading branches; large glossy foliage; round clusters of creamy-white flowers July to September.

2-3 ft.75	7.00
3-4 ft.	1.00	9.00
3-4 ft. specimens	2.50	
4-5 ft. specimens B&B	3.50	

Cercis — See Deciduous Trees.

Chionanthus — See Deciduous Trees.

CLETHRA — CLETHRA

CLETHRA ALNIFOLIA

SUMMERSWEET

Height 6 to 8 ft.; native shrub; upright spreading branches; showy spikes of fragrant white flowers July to September.

1½-2 ft.75	7.00
2 -3 ft.	1.00	9.00
3 -4 ft.	1.50	

COLUTEA — BLADDER-SENNA

COLUTEA ARBORESCENS

BLADDER-SENNA

Height 8 to 10 ft.; graceful upright branches; dull green foliage; clusters of yellow pea-like flowers from June to September; bronze-red bladder-like fruit appearing with and after the flowers.

*2-3 ft.75	
*3-4 ft.	1.00	
*4-5 ft.	1.50	

* Supply very limited.

COMPTONIA — SWEETFERN

COMPTONIA ASPLENIFOLIA

SWEETFERN

Height 2 to 3 ft.; hardy adaptable native plant with fern-like pungent foliage; when used in masses forms an effective ground cover; will tolerate poor soils.

Also known botanically as *Myrica asplenifolia*.

Height		Each	Per 10
1½-2 ft.	B&B	\$.85	\$ 8.00
2 -3 ft.	B&B	1.25	11.00
3 -4 ft.	B&B	2.00	17.50

CORNUS — DOGWOOD

Many-stemmed, wide-spreading, densely branched habit; conspicuous colored bark or fruit.

CORNUS ALBA SIBIRICA

CORAL DOGWOOD

Height 6 to 8 ft.; broad dense form; brilliant coral-red bark; flat clusters of white flowers in May and June; bluish-white fruit.

2-3 ft.60	5.50
3-4 ft.75	7.00
*4-5 ft. specimens B&B		2.50	
*5-6 ft. specimens B&B		3.50	

CORNUS MAS

CORNELIAN-CHERRY

Height 6 to 8 ft.; gray bark; glossy foliage; clusters of yellow flowers develop close to the branches before the leaves in early Spring; scarlet cherry-like fruit in the Summer.

2- 3 ft.		1.00	9.00
3- 4 ft.		1.50	13.50
4- 5 ft.		2.00	
Heavy specimens.			
* 6- 7 ft. B&B		9.00	
* 7- 8 ft. B&B		11.50	
* 8- 9 ft. B&B		15.00	
* 9-10 ft. B&B		18.50	
*10-12 ft. B&B		25.00	

CORNUS PANICULATA

GRAY DOGWOOD

Height 8 to 10 ft.; gray upright branches; clusters of white flowers in May; white berries on short red stems in the Fall.

2-3 ft.75	7.00
3-4 ft.		1.00	9.00

* Supply very limited.

CORNUS PANICULATA (Cont.)

GRAY DOGWOOD

Height		Each	Per 10
4-5 ft.		\$ 1.50	\$ 13.50
5-6 ft. specimens	B&B	4.50	
6-7 ft. specimens	B&B	5.50	
7-8 ft. specimens	B&B	7.50	

CORNUS STOLONIFERA

RED OSIER DOGWOOD

Height 6 to 8 ft.; spreading habit; bright red branches; white flowers in May and June and fruit in clusters.

2-3 ft.60	5.50
7-8 ft. specimens	B&B	6.00	

CORNUS STOLONIFERA LUTEA

GOLDENTWIG DOGWOOD

Height 5 to 6 ft.; spreading habit; yellow branches; white flowers and fruit in clusters.

2-3 ft.75	7.00
3-4 ft.		1.00	9.00
4-5 ft. specimens	B&B	3.50	31.50
5-6 ft. specimens	B&B	4.50	40.00

See also *Cornus* — Deciduous Trees.

COTONEASTER — COTONEASTER

Broad irregular shrubs; clear green Summer foliage; showy fruit in the Fall.

COTONEASTER DIELSIANA

DIELS COTONEASTER

Height 5 to 6 ft.; broad upright arching habit; small pink flowers in June; scarlet fruit in September; foliage orange-red in Fall.

2 -3 ft.	B&B	3.00	27.50
----------	-----------	------	-------

COTONEASTER DIVARICATA

SPREADING COTONEASTER

Height 5 to 6 ft.; broad upright habit; small pink flowers in June; red fruit.

1½-2 ft.	B&B	2.25	20.00
2 -3 ft.	B&B	3.00	27.50

COTONEASTER FOVEOLATA

PITTED COTONEASTER

Height 8 to 10 ft.; irregular spreading habit; leaves turn scarlet in Fall; small pink flowers in June; black fruit.

2-3 ft.	B&B	3.00	27.50
3-4 ft.	B&B	4.00	36.00
4-5 ft.	B&B	5.00	45.00
4-5 ft. specimens	B&B	8.50	

Evergreen Cotoneasters — See Evergreen Shrubs.

CYDONIA — QUINCE

CYDONIA JAPONICA

FLOWERING QUINCE

Height 6 to 8 ft.; dense spreading habit; thorny irregular branches; brilliant pink to scarlet flowers on short stems in April and May, before the leaves; large conspicuous yellow fruit.

Height	Each	Per 10
15 -18 in.	\$.60	\$ 5.50
1½- 2 ft.75	7.00
2 - 3 ft.	1.00	9.00

Specimens — (measured by spread)

* 3 - 4 ft. B&B	7.50
* 4 - 5 ft. B&B	10.00
* 5 - 6 ft. B&B	15.00

Daphne cneorum — See Evergreen Shrubs.

DEUTZIA — DEUTZIA

Graceful slender branched shrubs having profuse bloom.

DEUTZIA GRACILIS

SLENDER DEUTZIA

Height 3 ft.; dwarf compact habit; clusters of white flowers in May.

12 -15 in.45	4.00
15 -18 in.60	5.50
1½- 2 ft.75	7.00
2 - 2½ ft. specimens B&B	2.50	22.50

DEUTZIA GRACILIS ROSEA

ROSE PANICLE

Pink flowering form of *Deutzia gracilis*; arching, to pendulous habit.

15 -18 in. spread75	7.00
1½-2 ft. spread	1.00	9.00

DEUTZIA LEMOINEI

LEMOINE DEUTZIA

Height 4 to 5 ft.; upright spreading habit; white flowers in clusters in May.

2-3 ft.75	7.00
--------------	-----	------

DEUTZIA SCABRA CANDIDISSIMA

SNOWFLAKE DEUTZIA

Height 8 to 10 ft.; double white flowers in May.

5-6 ft. specimens B&B	3.50
6-7 ft. specimens B&B	4.50 40.00

* Supply very limited.

DEUTZIA SCABRA CRENATA

FUZZY DEUTZIA

Height 6 to 7 ft.; double white flowers tinged with light pink in May.

Height	Each	Per 10
3-4 ft.	\$.75	\$ 7.00
4-5 ft.	1.00	9.00
4-5 ft. specimens B&B	2.00	17.50
5-6 ft. specimens B&B	3.00	

DEUTZIA SCABRA PRIDE OF ROCHESTER

PRIDE OF ROCHESTER DEUTZIA

Height 9 to 10 ft.; upright arching habit; large double white to pale pink flowers in May.

2-3 ft.60	5.50
3-4 ft.75	7.00
4-5 ft.	1.00	9.00

ELAEAGNUS — ELAEAGNUS

Coarse branched shrubs; silvery foliage; conspicuous fruit in late Summer.

ELAEAGNUS ANGUSTIFOLIA

RUSSIAN-OLIVE

Height 12 to 15 ft.; silvery branches; clusters of orange fruit.

2-3 ft.	1.00	9.00
3-4 ft.	1.50	13.50

ELAEAGNUS LONGIPES

CHERRY ELAEAGNUS

Height 6 to 8 ft.; fragrant yellow flowers in May; clusters of red fruit.

2-3 ft.	1.00	9.00
3-4 ft.	1.50	13.50
*4-5 ft.	2.00	

ENKIANTHUS — ENKIANTHUS

ENKIANTHUS CAMPANULATUS AND RUBENS

REDVEIN ENKIANTHUS

Height 5 to 6 ft.; erect symmetrical shrub; pendulous clusters of pink to red flowers in May; foliage, in tufts at ends of branches, turns scarlet in Fall.

2-3 ft. B&B	3.00	27.50
3-4 ft. B&B	4.00	36.00

* Supply very limited.

EUONYMUS — EUONYMUS

Upright spreading habit; stout ridged branches; brilliant Fall foliage and fruit; inconspicuous flowers.

EUONYMUS ALATUS

WINGED EUONYMUS

Height 8 to 10 ft.; irregular corky deeply-ridged branches; showy crimson foliage and orange-red fruit in the Fall.

Height		Each	Per 10
2-3 ft.		\$ 1.25	\$ 11.00
3-4 ft.		1.75	15.00
4-5 ft.		2.25	20.00
Extra heavy specimens.			
3-4 ft. spread	B&B	5.00	45.00
4-5 ft. spread	B&B	6.50	60.00
5-6 ft. spread	B&B	9.00	80.00
6-7 ft. spread	B&B	11.50	100.00

EUONYMUS ALATUS COMPACTA

DWARF WINGED EUONYMUS

Height 4 to 5 ft.; dwarf form of *Euonymus alatus*.

1½-2 ft.	1.00	9.00
---------------	------	------

EUONYMUS EUROPAEUS

EUROPEAN BURNINGBUSH

Height 12 to 15 ft.; slightly ridged branches; drooping pink to red fruit in the Fall.

2- 3 ft.60	5.50
3- 4 ft.75	7.00
4- 5 ft. specimens	B&B	2.50	
5- 6 ft. specimens	B&B	3.50	31.50
6- 7 ft. specimens	B&B	4.50	40.00
7- 8 ft. specimens	B&B	6.00	55.00
Extra heavy specimens.			
7- 8 ft.	B&B	10.00	90.00
8-10 ft.	B&B	12.50	110.00
10-12 ft.	B&B	15.00	135.00

EUONYMUS YEDOENSIS

YEDDO EUONYMUS

Height 12 to 15 ft.; round topped shrub; light yellow flowers of ornamental value in June; light pink fruit remains well after foliage has dropped.

3-4 ft.	1.50	13.50
4-5 ft.	2.50	22.50
*5-6 ft.	3.50	

See also *Euonymus* — Vines and Ground Covers.

* Supply very limited.

EXOCHORDA — PEARLBUSH

EXOCHORDA GRANDIFLORA

PEARLBUSH

Height 8 to 10 ft.; slender arching branches; clusters of large white flowers in May; striking in bud and flower.

Height		Each	Per 10
2-3 ft.	B&B.....	\$ 1.50	\$ 13.50
3-4 ft.	B&B.....	2.00	17.50
4-5 ft.	B&B.....	2.75	25.00
4-5 ft. specimens	E&B.....	4.50	
5-6 ft. specimens	B&B.....	5.75	
6-7 ft. specimens	B&B.....	7.50	
*7-8 ft. specimens	B&B.....	9.00	

FORSYTHIA — FORSYTHIA

Broad graceful habit; masses of brilliant golden-yellow flowers before the leaves in early Spring.

FORSYTHIA INTERMEDIA

BORDER FORSYTHIA

Height 6 to 8 ft.; slightly arching habit; bright yellow flowers in late March and early April.

2- 3 ft.60	5.50
3- 4 ft.75	7.00
4- 5 ft.		1.00	9.00
5- 6 ft.		1.50	13.50
4- 5 ft. specimens	B&B.....	2.50	22.50
5- 6 ft. specimens	B&B.....	3.50	31.50
6- 7 ft. specimens	B&B.....	4.50	40.00
7- 8 ft. specimens	B&B.....	6.00	55.00
8- 9 ft. specimens	B&B.....	10.00	90.00
9-10 ft. specimens	B&B.....	15.00	135.00

FORSYTHIA INTERMEDIA SPECTABILIS

SHOWY BORDER FORSYTHIA

Form of Forsythia intermedia with golden-yellow flowers in profusion.

2-3 ft.60	5.50
3-4 ft.75	7.00
3-4 ft. specimens		1.50	13.50
4-5 ft. specimens	B&B.....	2.50	22.50
5-6 ft. specimens	B&B.....	3.50	31.50
6-7 ft. specimens	B&B.....	4.50	40.00
7-8 ft. specimens	B&B.....	6.00	55.00
8-9 ft. specimens	B&B.....	10.00	

* Supply very limited.

FORSYTHIA SUSPENSА

Height 4 to 6 ft.; graceful drooping habit; clear yellow flowers in April.

Height	Each	Per 10
2-3 ft.	\$.75	\$ 7.00
3-4 ft.	1.00	9.00
4-5 ft.	1.50	13.50

WEEPING FORSYTHIA

FORSYTHIA VIRIDISSIMA

Height 6 to 8 ft.; upright arching habit; green bark; dark green foliage; pale yellow flowers in late April.

3-4 ft.75	7.00
4-5 ft.	1.00	9.00
4-5 ft. specimens B&B.....	2.00	17.50
5-6 ft. specimens B&B.....	3.00	27.50
6-7 ft. specimens B&B.....	4.00	36.00

GREENSTEM FORSYTHIA

HAMAMELIS — WITCH-HAZEL

HAMAMELIS VIRGINIANA

Height 12 to 15 ft.; coarse irregular habit; small clusters of ringed yellow flowers in late Fall.

2-3 ft.60	5.50
3-4 ft.75	7.00
4-5 ft.	1.00	9.00
5-6 ft.	1.50	13.50
6-7 ft.	2.00	17.50
5-6 ft. specimens B&B.....	3.50	31.50
6-7 ft. specimens B&B.....	4.50	
7-8 ft. specimens B&B.....	6.00	
*8-9 ft. specimens B&B.....	8.00	

WITCH-HAZEL

HIBISCUS — SHRUB-ALTHEA

Height 10 to 12 ft.; erect symmetrical habit; foliage develops in May; large conspicuous flowers in August and September.

2-3 ft.75	7.00
--------------	-----	------

DOUBLE FLOWERS

Ardens — Rose-violet.

Duchesse de Brabant — Dark red.

Jeanne d' Arc — White.

Lady Stanley — Pale pink.

* Supply very limited.

HIBISCUS — SHRUB-ALTHEA (Cont.)

SINGLE FLOWERS

- Coelestis — Blue.
- Rubis — Clear pink.
- Totus albus — White.
- W. R. Smith — White.

HYDRANGEA — HYDRANGEA

Broad coarse habit; large conspicuous clusters of flowers.

HYDRANGEA ARBORESCENS GRANDIFLORA

SNOWHILL HYDRANGEA

Height 3 to 5 ft.; broad spreading habit; white flowers in July and August.

Height		Each	Per 10
3-4 ft. specimens	\$ 1.50	\$ 13.50
4-5 ft. specimens	B&B.....	2.50	22.50
5-6 ft. specimens	B&B.....	3.50	

HYDRANGEA PANICULATA

PANICULE HYDRANGEA

Height 6 to 8 ft.; open upright habit; clusters of white flowers on vertical stems in August.

4-5 ft.	1.00	9.00
4-5 ft. specimens	B&B.....	2.50	22.50
5-6 ft. specimens	B&B.....	3.50	31.50
6-7 ft. specimens	B&B.....	4.50	40.00

HYDRANGEA PANICULATA GRANDIFLORA

PEEGEE HYDRANGEA

Height 8 to 10 ft.; irregular habit; very large pointed clusters of creamy-white flowers in August.

3-4 ft.75	7.00
4-5 ft.	1.00	
4-5 ft. specimens	B&B.....	2.50	22.50
5-6 ft. specimens	B&B.....	4.00	36.00
6-7 ft. specimens	B&B.....	6.00	55.00

HYPERICUM — ST. JOHNSWORT

HYPERICUM AUREUM

GOLDEN ST. JOHNSWORT

Height 3 to 4 ft.; slender arching branches; clusters of brilliant yellow flowers in July and August.

2-3 ft.75	7.00
3-4 ft.	1.00	9.00
4-5 ft.	1.50	13.50
3-4 ft. specimens	B&B.....	2.50	22.50
4-5 ft. specimens	B&B.....	3.50	31.50

HYPERICUM MOSERIANUM

GOLDFLOWER

Height 2 to 3 ft.; low arching habit; large golden-yellow flowers in August.

Height	Each	Per 10
2 yr. Pot grown	\$.60	\$ 5.50
3 yr. Pot grown	1.00	9.00

ILEX — HOLLY

ILEX VERTICILLATA

WINTERBERRY

Height 6 to 8 ft.; upright branches; black bark; bright red berries.

1½-2 ft.	1.00	9.00
2 -3 ft.	1.25	11.00
*3 -4 ft.	1.75	
*4 -5 ft.	2.25	
5 -6 ft. specimens B&B.....	5.75	52.50
6 -7 ft. specimens B&B.....	7.50	67.50
7 -8 ft. specimens B&B.....	9.00	80.00
*8 -9 ft. specimens B&B.....	12.50	

See also Ilex — Evergreen Shrubs.

JASMINUM — JASMINE

JASMINUM NUDIFLORUM

WINTER JASMINE

Height 3 ft.; vine-like spreading shrub; long trailing branches; small dark green foliage; bright yellow star-shaped flowers during February and March.

3 yr. Pot grown	1.25	11.00
-----------------------	------	-------

KERRIA — KERRIA

KERRIA JAPONICA FLORE-PLENO

DOUBLE KERRIA

Height 4 to 5 ft.; graceful round topped shrub; bright green branches and foliage; rich golden-yellow flowers are double and produced in profusion, in June and July.

2-3 ft.	1.50	13.50
--------------	------	-------

KOLKWITZIA — BEAUTY BUSH

KOLKWITZIA AMABILIS

BEAUTY BUSH

Height 6 to 8 ft.; dense arching habit; slender branches; masses of dainty pink bell-like flowers in May.

2-3 ft.	1.00	9.00
3-4 ft.	1.50	13.50

* Supply very limited.

LESPEDA — BUSHCLOVER

LESPEDA BICOLOR

SHRUB BUSHCLOVER

Height 6 to 8 ft.; slender arching branches; masses of purple flowers in open clusters during July and August.

Height	Each	Per 10
2-3 ft.	\$.75	\$ 7.00

LESPEDA FORMOSA

PURPLE BUSHCLOVER

Height 3 ft.; long arching branches; pea-like rosy-purple flowers produced in long drooping clusters, in September.

2-3 ft.75	7.00
--------------	-----	------

LIGUSTRUM — PRIVET

Dense vigorous habit; clusters of white flowers in June and July; black berries in the Fall.

LIGUSTRUM AMURENSE (NORTH)

AMUR PRIVET

Height 12 to 15 ft.; upright habit; dark green foliage.

	Per 10	Per 100
2-3 ft.	3.00	25.00
3-4 ft.	4.50	40.00
4-5 ft.	6.00	50.00
5-6 ft.	7.50	

LIGUSTRUM IBOTA

IBOTA PRIVET

Height 8 to 10 ft.; upright arching habit; dull green foliage; masses of black berries in the Fall and Winter.

	Each	Per 10
3-4 ft.75	7.00
4-5 ft.	1.00	9.00
5-6 ft. specimens B&B.....	2.50	
6-7 ft. specimens B&B.....	3.50	

LIGUSTRUM IBOTA REGELIANUM

REGEL PRIVET

Height 6 to 7 ft.; dense spreading habit; horizontal arching branches; foliage and fruit similar to *Ligustrum ibota*.

2-3 ft.75	7.00
3-4 ft.	1.00	9.00
4-5 ft.	1.50	13.50
4-5 ft. specimens B&B.....	2.50	20.00
5-6 ft. specimens B&B.....	3.50	30.00
6-7 ft. specimens B&B.....	5.00	40.00

LIGUSTRUM IBOTA REGELIANUM (Cont.)

Height		Each	Per 10
Extra heavy specimens.			
*6-7 ft.	B&B.....	\$ 6.00	
*7-8 ft.	B&B.....	7.50	
*8-9 ft.	B&B.....	10.00	

LIGUSTRUM OVALIFOLIUM

CALIFORNIA PRIVET

Height 12 to 15 ft.; upright habit; glossy dark green foliage.

	Each	Per 10	Per 100
1 1/2-2 ft.75	\$ 7.00
2 -3 ft.		1.00	9.00
3 -4 ft.		1.50	13.50
4 -5 ft.		2.00	
3 -4 ft. specimens	\$.50	4.50	
4 -5 ft. specimens B&B.....	1.25	11.00	
5 -6 ft. specimens B&B.....	1.75	15.00	
6 -7 ft. specimens B&B.....	2.50	22.50	
7 -8 ft. specimens B&B.....	5.00	45.00	
8 -9 ft. specimens B&B.....	10.00	90.00	

LONICERA — HONEYSUCKLE

Large heavy shrubs; flowers and fruits in profusion.

LONICERA FRAGRANTISSIMA

WINTER HONEYSUCKLE

Height 6 to 8 ft.; upright spreading habit; the dark green foliage persists through early Winter; small fragrant white flowers before the leaves in April and May; red berries in late Summer.

	Each	Per 10
2-3 ft. spread75	7.00
3-4 ft. spread	1.00	9.00
4-5 ft. spread	1.50	13.50

LONICERA MORROWI

MORROW HONEYSUCKLE

Height 6 to 8 ft.; broad spreading habit; arching branches; white flowers in May and June; bright red fruit.

2-3 ft.60	5.50
3-4 ft.75	7.00
4-5 ft.	1.00	

LONICERA MORROWI XANTHOCARPA

YELLOW-FRUITED MORROW HONEYSUCKLE

Yellow-fruited form of Lonicera morrowi.

3-4 ft.	1.00	9.00
--------------	------	------

* Supply very limited.

LONICERA TATARICA**TARTARIAN HONEYSUCKLE**

Height 8 to 10 ft.; upright spreading habit; stout sturdy branches; bright pink or pale pink flowers in May; shiny red fruit in July and August.

Height	Each	Per 10
2- 3 ft.	\$.60	\$ 5.50
3- 4 ft.75	7.00
4- 5 ft.	1.00	
8-10 ft. specimens B&B.....	15.00	

LONICERA TATARICA RUBRA**RED TARTARIAN HONEYSUCKLE**

Red flowering form of *Lonicera tatarica*.

2-3 ft.75	7.00
4-5 ft. specimens B&B.....	3.50	

See also *Lonicera* — Vines and Ground Covers.

MYRICA — BAYBERRY**MYRICA CAROLINENSIS****NORTHERN BAYBERRY**

Height 5 to 6 ft.; dense habit; the dull dark green aromatic leaves turn light brown in the Fall and persist through early Winter; compact clusters of grayish-white berries close to the branches in Fall and Winter.

2-3 ft. B&B	3.00	27.50
----------------------	------	-------

PHILADELPHUS — MOCKORANGE

Upright spreading shrubs; dense masses of white flowers in May and June.

PHILADELPHUS CORONARIUS**SWEET MOCKORANGE**

Height 12 to 15 ft.; clusters of fragrant yellowish-white flowers.

3- 4 ft.75	7.00
4- 5 ft.	1.00	
6- 7 ft. specimens B&B.....	4.00	36.00
7- 8 ft. specimens B&B.....	5.00	45.00
8- 9 ft. specimens B&B.....	6.00	55.00
9-10 ft. specimens B&B.....	8.00	72.50
10-12 ft. specimens B&B.....	10.00	90.00

PHILADELPHUS INODORUS GRANDIFLORUS**BIG SCENTLESS MOCKORANGE**

Height 12 to 15 ft.; the large white flowers are not fragrant.

5- 6 ft.	1.50	
6- 7 ft. specimens B&B.....	3.00	27.50
7- 8 ft. specimens B&B.....	4.00	36.00
8- 9 ft. specimens B&B.....	5.00	45.00
9-10 ft. specimens B&B.....	6.00	55.00
10-12 ft. specimens B&B.....	7.50	67.50
12-14 ft. specimens B&B.....	10.00	

PHILADELPHUS LEMOINEI **LEMOINE MOCKORANGE**

Height 6 to 8 ft.; semi-double fragrant white flowers in dense clusters.

Height	Each	Per 10
2-3 ft.	\$.75	\$ 7.00
3-4 ft.	1.00	9.00
3-4 ft. specimens	2.50	22.50
4-5 ft. specimens B&B	3.50	31.50
5-6 ft. specimens B&B	4.50	40.00

PHILADELPHUS LEMOINEI AVALANCHE **AVALANCHE MOCKORANGE**

Height 4 to 5 ft.; medium-sized fragrant single flowers, in dense profusion; arching branches.

3-4 ft.	2.00	17.50
4-5 ft.	3.50	

PHILADELPHUS LEMOINEI BOUQUET BLANC **WHITE BOUQUET MOCKORANGE**

Height 4 to 5 ft.; the white flowers in clusters are mildly fragrant.

2-3 ft.75	7.00
3-4 ft.	1.00	

PHILADELPHUS LEMOINEI VIRGINAL **VIRGINAL MOCKORANGE**

Height 6 to 8 ft.; fragrant very large semi-double white flowers in May and June and often throughout the Summer.

2-3 ft.75	7.00
3-4 ft.	1.00	9.00
4-5 ft.	1.50	13.50
5-6 ft.	2.00	

PHOTINIA — PHOTINIA

PHOTINIA VILLOSA **CHRISTMASBERRY**

Height 12 to 15 ft.; stout irregular spreading branches; the glossy dark green foliage turns brilliant red in the Fall; small white flowers in June; clusters of scarlet berries in the Fall.

3-4 ft.	1.50	13.50
4-5 ft.	2.00	17.50
5-6 ft.	2.50	22.50
4-5 ft. specimens B&B	4.00	36.00
5-6 ft. specimens B&B	5.00	45.00
6-7 ft. specimens B&B	6.50	60.00
7-8 ft. specimens B&B	9.00	
8-9 ft. specimens B&B	12.50	

PHYSOCARPUS — NINEBARK

Height 12 to 15 ft.; wide-spreading arching habit; shaggy bark; clusters of white flowers in June; glossy yellow fruit in early Fall.

PHYSOCARPUS OPULIFOLIUS AND AUREUS NINEBARK

Foliage bright green, or in the golden form green, overlaid with golden yellow.

Height		Each	Per 10
4-5 ft.		\$.75	\$ 7.00
5-6 ft.		1.00	9.00
4-5 ft. specimens	B&B	1.25	10.00
5-6 ft. specimens	B&B	2.00	15.00
6-7 ft. specimens	B&B	2.75	22.50
7-8 ft. specimens	B&B	4.00	35.00
8-9 ft. specimens	B&B	6.50	50.00

POTENTILLA — CINQUEFOIL

POTENTILLA FRUTICOSA SHRUBBY CINQUEFOIL

Height 3 ft.; dense habit; bright green foliage; single golden yellow flowers resembling those of the strawberry, June to September.

2-3 ft.	1.25
--------------	------

PRUNUS — ALMOND

FLOWERING ALMOND

PRUNUS GLANDULOSA DOUBLE PINK DOUBLE PINKFLOWERING ALMOND

Height 5 to 6 ft.; slender upright spreading branches; small showy double pink flowers in May.

Bush form

2-3 ft.	1.00	9.00
3-4 ft.	1.50	13.50

Tree form

3-4 ft. high—2-3 ft. stems		
1½-2 ft. heads B&B	5.00	45.00
4-5 ft. high 3-4 ft. stems		
2 -3 ft. heads B&B	7.50	67.50

PRUNUS GLANDULOSA DOUBLE WHITE DOUBLE WHITEFLOWERING ALMOND

Double white flowers.

PRUNUS GLANDULOSA DOUBLE WHITE (Cont.)

Height	Each	Per 10
Bush form		
1 1/2-2 ft.	\$.75	\$ 7.00
2 -3 ft.	1.00	9.00
3 -4 ft.	1.50	13.50
4 -5 ft.	2.00	17.50
Tree form		
2 -3 ft. high 1 1/2-2 ft. stems 1 1/2-2 ft. heads B&B	3.50	31.50
3 -4 ft. high 2 -3 ft. stems 1 1/2-2 ft. heads B&B	5.00	45.00
4 -5 ft. high 3 -4 ft. stems 2 -3 ft. heads B&B	7.50	67.50
* 5 -6 ft. high 4 ft. stems 3 -4 ft. heads B&B	10.00	

Flowering Peach—See Amygdalus—Deciduous Trees.

Flowering Plum and Cherry—See Prunus—Deciduous Trees.

RHAMNUS — BUCKTHORN

RHAMNUS CATHARTICA

BUCKTHORN

Height 12 to 15 ft.; extremely dense habit; thorny branches; glossy green foliage; inconspicuous flowers; shiny black berries in the Fall.

* 3-4 ft.75
* 4-5 ft.	1.00
* 5-6 ft.	1.50

RHODOTYPOS — JETBEAD

RHODOTYPOS KERRIOIDES

JETBEAD

Height 8 to 10 ft.; upright spreading habit; slender branches; bright green foliage; conspicuous white flowers in May and June; small clusters of shiny black berries in the Fall and Winter.

2-3 ft.60	5.50
3-4 ft.75	7.00
3-4 ft. specimens	1.50	13.50
4-5 ft. specimens B&B	2.50	22.50
5-6 ft. specimens B&B	3.50	31.50

RHUS — SUMAC

Brilliant Fall foliage coloring; large conspicuous clusters of flowers and fruit.

* Supply very limited.

RHUS CANADENSIS

FRAGRANT SUMAC

Height 8 to 10 ft.; broad spreading shrub; finely-divided aromatic foliage; clusters of yellow flowers before the leaves in the early Spring; masses of red fruit in the late Summer.

Also known as Rhus Aromatica.

Height		Each	Per 10
* 5-6 ft. specimens	B&B	\$ 4.50	
* 6-7 ft. specimens	B&B	5.50	

RHUS COTINUS

SMOKETREE

Height 12 to 15 ft.; irregular upright habit; large loose clusters of small purple flowers in June and July followed by clusters of feathery smoke-colored seeds.

3-4 ft.		1.75	
4-5 ft.		2.25	
* 5-6 ft.		3.00	
6-7 ft.		4.00	
5-6 ft. specimens	B&B	5.75	
6-7 ft. specimens	B&B	7.50	
7-8 ft. specimens	B&B	9.50	
8-9 ft. specimens	B&B	11.50	
9-10 ft. specimens	B&B	13.50	

SHEPHERDIA — BUFFALOBERRY

SHEPHERDIA ARGENTEA

SILVER BUFFALOBERRY

Height 12 to 15 ft.; tree-like; thorny branches; silvery-gray foliage; inconspicuous yellow flowers; showy red fruit.

3-4 ft.	2.00	\$ 17.50
--------------	------	----------

SORBARIA — FALSE-SPIREA

Height 4 to 5 ft.; upright spreading habit; finely-divided foliage; spikes of white flowers.

SORBARIA SORBIFOLIA

URAL FALSE-SPIREA

Spikes of creamy-white flowers in July and August.

* 2-3 ft. specimens	2.00
* 3-4 ft. specimens	2.50
* 4-5 ft. specimens B&B	3.50

SPIRAEA — SPIREA

SPIRAEA ARGUTA

GARLAND SPIREA

Height 6 to 8 ft.; strong upright branches; feathery foliage; single white flowers in April and May.

4-5 ft. specimens	B&B	3.50	31.50
-------------------	-----------	------	-------

* Supply very limited.

SPIRAEA BUMALDA ANTHONY WATERER

ANTHONY WATERER SPIREA

Height 3 to 4 ft.; compact habit; dense flat clusters of deep pink flowers in July and August.

Height	Each	Per 10
15 -18 in.	\$.45	\$ 4.00
1½- 2 ft.60	5.50
* 2 - 2½ ft.75	

SPIRAEA PRUNIFOLIA

BRIDALWREATH

Height 7 to 8 ft.; slender arching branches; glossy dark green foliage; masses of small white flowers in May.

2-3 ft.75	7.00
3-4 ft.	1.00	9.00
* 4-5 ft.	1.50	

SPIRAEA THUNBERGI

THUNBERG SPIREA

Height 5 to 6 ft.; slender upright habit; feathery light green foliage; masses of small white flowers in April and May.

1½-2 ft.60	5.50
2 -3 ft.75	7.00
3 -4 ft.	1.00	9.00
3 -4 ft. specimens	2.50	22.50
* 4 -5 ft. specimens B&B	3.50	

SPIRAEA VANHOUTTEI

VANHOUTTE SPIREA

Height 6 to 8 ft.; weeping habit; masses of white flowers in small clusters in May and June.

2-3 ft.60	5.50
3-4 ft.75	7.00
4-5 ft.	1.00	

STEPHANANDRA — STEPHANANDRA

STEPHANANDRA FLEXUOSA

CUTLEAF STEPHANANDRA

Height 5 to 6 ft.; broad arching irregular habit; small glossy finely cut foliage; small clusters of white flowers in June.

1½-2 ft.60	5.50
2 -3 ft.75	7.00
3 -4 ft.	1.00	9.00
3 -4 ft. specimens	2.50	22.50

* Supply very limited.

SYMPHORICARPOS — SNOWBERRY

Medium sized shrubs of slender arching habit; inconspicuous flowers.

SYMPHORICARPOS CHENAULTI CHENAULT CORALBERRY

Height 6 to 8 ft.; masses of small red or pink berries in early Fall and Winter.

Height	Each	Per 10
2-3 ft.	\$.75	
3-4 ft.	1.00	
3-4 ft. specimens ..	2.50	

SYMPHORICARPOS RACEMOSUS SNOWBERRY

Height 4 to 5 ft.; clusters of white berries in September and October.

2-3 ft.60	\$ 5.50
3-4 ft.75	7.00

SYMPHORICARPOS VULGARIS CORALBERRY

Height 5 to 6 ft.; masses of coral-red berries in October and November.

2-3 ft.60	5.50
3-4 ft.75	7.00

SYRINGA — LILAC

Upright spreading shrubs; glossy dark green foliage; conspicuous flowers in long clusters.

SYRINGA CHINENSIS CHINESE LILAC

Height 10 to 12 ft.; slender branches; large compact clusters of fragrant pale purple flowers in May.

Also known as *Syringa rothomagensis*.

2-3 ft.		1.25	11.00
3-4 ft.		1.75	15.00
4-5 ft. specimens	B&B	4.50	40.00
5-6 ft. specimens	B&B	5.75	52.50
6-7 ft. specimens	B&B	7.50	67.50
7-8 ft. specimens	B&B	9.50	85.00

SYRINGA JAPONICA JAPANESE TREE LILAC

Height 18 to 20 ft.; upright tree-like growth; cherry-like bark; broad dark green foliage; creamy-white flowers in large clusters, June and July.

4-5 ft.	B&B	5.00	45.00
5-6 ft.	B&B	6.50	60.00
6-7 ft.	B&B	8.00	72.50
7-8 ft.	B&B	9.50	85.00

SYRINGA JOSIKAEA

HUNGARIAN LILAC

Height 10 to 12 ft.; coarse irregular habit; the small narrow clusters of violet flowers in June and July are mildly fragrant; last lilac to bloom.

Height	Each	Per 10
2-3 ft.	\$.60	\$ 5.50
3-4 ft.75	7.00
4-5 ft.	1.00	9.00
3-4 ft. specimens	1.50	13.50
4-5 ft. specimens B&B	2.50	22.50

SYRINGA PERSICA

PERSIAN LILAC

Height 8 to 10 ft.; slender graceful habit; small foliage; broad loose clusters of fragrant pale lavender flowers in May and June.

2-3 ft.	1.25	11.00
4-5 ft. specimens B&B	4.50	40.00
5-6 ft. specimens B&B	5.75	52.50
6-7 ft. specimens B&B	7.50	67.50
7-8 ft. specimens B&B	9.50	85.00

SYRINGA VULGARIS

OLD-FASHIONED LILAC

Height 12 to 15 ft.; heavy upright habit; large clusters of fragrant lavender flowers in May.

2-3 ft.	1.25	11.00
3-4 ft.	1.75	15.00
4-5 ft.	2.25	20.00
5-6 ft.	3.00	
3-4 ft. specimens	3.25	30.00
4-5 ft. specimens B&B	5.00	45.00
5-6 ft. specimens B&B	6.50	60.00
6-7 ft. specimens B&B	9.00	80.00
7-8 ft. specimens B&B	11.50	100.00
8-9 ft. specimens B&B	14.50	

SYRINGA VULGARIS ALBA

OLD-FASHIONED WHITE LILAC

White-flowering form of *Syringa vulgaris*.

4-5 ft.	2.25	20.00
5-6 ft.	3.00	27.50
5-6 ft. specimens B&B	6.50	

SYRINGA HYBRIDS

Height 8 to 10 ft.; bloom in May.

SYRINGA HYBRIDS (Cont.)

		Group I	
Height		Each	Per 10
*2-3 ft.		\$ 2.00	
3-4 ft.		2.75	\$ 25.00
4-5 ft.		3.50	31.50
5-6 ft.	B&B	6.00	55.00
6-7 ft.	B&B	9.00	80.00
7-8 ft.	B&B	12.00	105.00
*8-9 ft.	B&B	15.00	

Alphonse Lavallee — Double lavender.

Belle de Nancy — Double light violet-red.

Charles Sargent — Semi-double deep lilac.

Charles the Tenth — Single reddish-purple.

Claude Bernard — Semi-double bright lilac.

Dr. Maillot — Semi-double Pinkish-lilac.

General Grant — Single lavender-pink.

Hyacinthaflora — Single purplish-lilac with blue center (early and fragrant).

L'overture — Single wine-red.

Marie Legraye — Single white.

Marc Micheli — Double azure-lilac.

Michael Buchner — Double lavender.

M. Van Aerschott — Single clear mauve.

President Grevy — Double blue.

R. J. Desloges — Double azure-blue.

Wm. Robinson — Double violet-pink.

Group II

*2-3 ft.		3.50
*3-4 ft.		4.50
*4-5 ft.		6.00
*5-6 ft.	B&B	9.00
*6-7 ft.	B&B	12.50
*7-8 ft.	B&B	16.00

General Pershing — Semi-double azure-lilac.

General Sherman — Large single creamy-lavender.

Glory of Hortenstein — Single pink.

Hugo Koster — Single pale lilac.

J. C. Van Tol — Large single white.

Katherine Havemeyer — Double lilac-mauve.

Leopold II — Single clear mauve.

Ludwig Spaeth — Single deep wine-red.

Mme. Lemoine — Double white.

* Supply very limited.

SYRINGA HYBRIDS Group II (Cont.)

- Marceau — Single violet-purple.
- Marechal de Bassompierre — Single reddish-lavender.
- Necker — Single pink.
- President Lincoln — Single Wedgwood blue.
- President Loubet — Single bluish-lavender.
- President Roosevelt — Single, claret to reddish-purple.
- Vulcan — Single reddish-violet.

VACCINIUM — BLUEBERRY

VACCINIUM CORYMBOSUM

HIGHBUSH BLUEBERRY

Height 6 to 8 ft.; broad irregular habit; the glossy green foliage turns brilliant red in the Fall; inconspicuous pink flowers in May; edible blue-black berries in August and September.

Height		Each	Per 10
2-3 ft.	B&B	\$ 1.25	\$ 11.00
3-4 ft.	B&B	2.00	17.50
4-5 ft.	B&B	3.50	31.50
5-6 ft.	B&B	5.00	45.00
2-3 ft. specimens	B&B	3.50	31.50
3-4 ft. specimens	B&B	4.50	40.00
4-5 ft. specimens	B&B	6.00	55.00
5-6 ft. specimens	B&B	7.50	67.50

VACCINIUM PENNSYLVANICUM

LOWBUSH BLUEBERRY

Height 2 ft.; low spreading form, with short closely knit branches and glossy green foliage which turns brilliant red in the Fall; edible dark blue berries in August and September.

15 -18 in. spread	B&B.....	1.25	11.00
1½- 2 ft. spread	B&B.....	1.75	15.00

VIBURNUM — VIBURNUM

Heavy coarse foliage; flowers and fruit in clusters.

VIBURNUM ACERIFOLIUM

MAPLELEAF VIBURNUM

Height 5 to 6 ft.; dense upright spreading habit; the small maple-like foliage turns red and purple in the Fall; loose clusters of creamy-white flowers in May and June; inconspicuous black fruit.

3-4 ft.		1.50	13.50
--------------	--	------	-------

VIBURNUM BITCHUIENSE

YEDDO VIBURNUM

Height 6 to 7 ft.; irregular growth; clusters of fragrant pink flowers in April and May.

Height		Each	Per 10
3-4 ft.	B&B	\$3.50	\$ 31.50
4-5 ft.	B&B	4.50	40.00
5-6 ft.	B&B	5.50	50.00

VIBURNUM CARLESI

FRAGRANT VIBURNUM

Height 4 to 5 ft.; small symmetrical shrub; round clusters of very fragrant soft-pink flowers in April and May.

1½-2 ft.	B&B	2.00	17.50
2 -2½ ft.	B&B	2.50	22.50
2½-3 ft.	B&B	3.00	27.50
3 -3½ ft.	B&B	3.50	
3½-4 ft.	B&B	4.00	
4 -5 ft.	B&B	5.00	

VIBURNUM CASSINOIDES

WITHE-ROD

Height 10 to 12 ft.; compact upright habit; the dull green foliage turns red and purple in the Fall; clusters of creamy-white flowers in June and July; the fruit changes from green to pink to blue-black.

2-3 ft.		1.00	9.00
3-4 ft.		1.50	13.50
4-5 ft.		2.00	
3-4 ft. specimens		3.00	27.50
4-5 ft. specimens	B&B	4.00	36.00
5-6 ft. specimens	B&B	5.00	45.00
6-7 ft. specimens	B&B	6.50	
7-8 ft. specimens	B&B	8.50	

VIBURNUM DENTATUM

ARROWWOOD

Height 10 to 12 ft.; upright habit; the foliage turns red and purple in the Fall; conspicuous white flowers in May and June; blue-black berries in the early Fall.

2-3 ft.75	7.00
3-4 ft.		1.00	9.00
4-5 ft.		1.50	
3-4 ft. specimens		2.00	17.50
4-5 ft. specimens	B&B	3.00	27.50
5-6 ft. specimens	B&B	4.00	36.00
6-7 ft. specimens	B&B	5.00	45.00
7-8 ft. specimens	B&B	6.50	60.00

VIBURNUM DILATATUM

Height 8 to 10 ft.; upright spreading habit; white flowers in May and June; heavy clusters of scarlet fruit.

Height		Each	Per 10
2-3 ft.		\$ 1.25	\$ 11.00
3-4 ft.		1.75	15.00
2-3 ft. specimens	B&B	2.50	22.50
3-4 ft. specimens	B&B	4.00	36.00

LINDEN VIBURNUM

VIBURNUM LANTANA

Height 12 to 15 ft.; upright habit; white flowers in May and June; fruit bright red changing to black.

*7- 8 ft. specimens	B&B	6.00
*8- 9 ft. specimens	B&B	7.50
*9-10 ft. specimens	B&B	10.00

WAYFARING-TREE

VIBURNUM LENTAGO

Height 15 to 18 ft.; upright spreading habit; glossy green foliage; clusters of small white flowers in May and June; dark blue-black fruit.

3-4 ft.		1.00	9.00
4-5 ft.		1.50	
4-5 ft. specimens	B&B	3.50	
5-6 ft. specimens	B&B	4.50	40.00
6-7 ft. specimens	B&B	5.50	50.00
7-8 ft. specimens	B&B	7.50	67.50
8-9 ft. specimens	B&B	9.50	

NANNYBERRY

VIBURNUM MOLLE

Height 10 to 12 ft.; dense upright habit; flaky bark; clusters of small white flowers in May; blue fruit in August.

3-4 ft.		1.00	9.00
4-5 ft.		1.50	
4-5 ft. specimens	B&B	3.50	31.50
5-6 ft. specimens	B&B	4.50	40.00
6-7 ft. specimens	B&B	5.50	50.00
7-8 ft. specimens	B&B	7.50	67.50

KENTUCKY VIBURNUM

VIBURNUM OPULUS

Height 10 to 12 ft.; broad upright habit; smooth light gray bark; glossy three-lobed foliage; broad clusters of white flowers in May and June; heavy clusters of shiny scarlet fruit.

2-3 ft.75	7.00
3-4 ft.		1.00	9.00

EUROPEAN CRANBERRYBUSH

* Supply very limited.

100 OUTPOST NURSERIES, Ridgefield, Conn.

VIBURNUM OPULUS (Cont.)

Height		Each	Per 10
4-5 ft.		\$ 1.50	\$ 13.50
5-6 ft.		2.00	17.50
3-4 ft. specimens		2.50	22.50
4-5 ft. specimens	B&B	3.50	31.50
5-6 ft. specimens	B&B	4.50	40.00
6-7 ft. specimens	B&B	5.50	50.00
7-8 ft. specimens	B&B	7.50	67.50
8-9 ft. specimens	B&B	9.50	

VIBURNUM OPULUS STERILE

OLD-FASHIONED SNOWBALL

Height 9 to 10 ft.; large balls of sterile white flowers in late May.

3-4 ft.		1.50	13.50
3-4 ft. specimens		3.00	27.50
4-5 ft. specimens	B&B	4.00	36.00
5-6 ft. specimens	B&B	6.00	

VIBURNUM PRUNIFOLIUM

BLACKHAW

Height 12 to 15 ft.; upright spreading habit; rigid irregular branches; pure white flowers in May and June; the pink fruit turns to frosted black.

2-3 ft.		1.25	11.00
3-4 ft.		1.75	15.00
4-5 ft.		2.25	20.00
*5-6 ft.		3.00	
*5-6 ft. specimens	B&B	5.75	

VIBURNUM PUBESCENS

DOWNY VIBURNUM

Height 6 to 8 ft.; compact habit; white flowers during June and July; blue fruits ripening in September.

3-4 ft.		1.50	13.50
4-5 ft.		2.00	
4-5 ft. specimens	B&B	4.00	
5-6 ft. specimens	B&B	5.00	

VIBURNUM SIEBOLDI

SIEBOLD VIBURNUM

Height 8 to 10 ft.; heavy structured upright shrub; foliage dark green and glossy; flowers white in long clusters in May and June; fruit scarlet changing to black.

3-4 ft.		1.75	15.00
4-5 ft.		2.25	20.00
5-6 ft.		3.00	
4-5 ft. specimens	B&B	4.50	40.00
5-6 ft. specimens	B&B	5.75	
*6-7 ft. specimens	B&B	7.50	

* Supply very limited.

VIBURNUM SIEBOLDI (Cont.)		SIEBOLD VIBURNUM	
Height		Each	Per 10
*7-8 ft. specimens	B&B	\$ 9.50	
*8-9 ft. specimens	B&B	12.50	

VIBURNUM TOMENTOSUM		DOUBLEFILE VIBURNUM	
Height 8 to 10 ft.; broad upright habit; dark green foliage; very flat clusters of white flowers in May and June; blue-black fruit.			
2-3 ft.		1.25	\$11.00
3-4 ft.		1.75	15.00
4-5 ft.		2.25	

VIBURNUM TOMENTOSUM PLICATUM		JAPANESE SNOWBALL	
Height 6 to 8 ft.; neat broad upright habit; large round balls of sterile white flowers in May and June.			
2-3 ft.		1.75	
3-4 ft.		2.25	

WEIGELA — WEIGELA

Broad dense shrubs; upright arching branches; masses of bell-shaped flowers in May and June.

WEIGELA AMABILIS		ROSE WEIGELA	
Height 6 to 8 ft.; light pink flowers.			
2-3 ft.60	5.50
3-4 ft.75	7.00

WEIGELA CANDIDA		SNOW WEIGELA	
Height 6 to 8 ft.; pure white flowers.			
2-3 ft.60	5.50

WEIGELA EVA RATHKE		EVA RATHKE WEIGELA	
Height 5 to 6 ft.; deep velvety-red flowers.			
1½-2 ft.60	5.50
2 -3 ft.75	7.00

WEIGELA MADAME COUTURIER		MADAME COUTURIER WEIGELA	
Height 6-8 ft.; flowers yellowish white changing to pink.			
4-5 ft. specimens	B&B	2.50	22.50
5-6 ft. specimens	B&B	3.50	31.50
6-7 ft. specimens	B&B	4.50	

WEIGELA ROSEA		PINK WEIGELA	
Height 8 to 10 ft.; pink flowers.			
3-4 ft.75	7.00
4-5 ft. specimens	B&B	2.50	22.50
5-6 ft. specimens	B&B	3.50	31.50
6-7 ft. specimens	B&B	4.50	40.00
7-8 ft. specimens	B&B	6.00	55.00

* Supply very limited.



EVERGREEN SHRUBS



Evergreen
Shrubs retain
their foliage
t h r o u g h -
out the year.

RHODODENDRONS IN BLOOM

Prices on Evergreen Shrubs include careful balling and bur-lapping, except as noted; see General Information for further details.

Unless indicated, height is specified.

Also see Lists, front of book, for further information.

ABELIA — ABELIA

ABELIA GRANDIFLORA

GLOSSY ABELIA

Height 3 to 4 ft.; twiggy many-stemmed shrub; small glossy dark green leaves; semi-evergreen; small pale pink bell-like flowers in clusters; blooms June until frost.

Height	Each	Per 10
2 yr. pot grown	\$ 1.00	\$ 9.00
3 yr. pot grown	1.50	13.50

AZALEA — AZALEA

Closely allied to the genus Rhododendron; compact twiggy forms; glossy green leaves shade to rich bronze in the Winter; great masses of showy flowers in early Spring.

AZALEA AMOENA

AMOENA AZALEA

Height 3 to 4 ft.; small glossy dark green leaves; brilliant red-purple flowers.

10-12 in. spread	1.50	13.50
------------------------	------	-------

AZALEA HINODEGIRI

HINODEGIRI AZALEA

Height 2 to 3 ft.; small glossy green leaves; brilliant crimson flowers.

10-12 in. spread	1.50	13.50
12-15 in. spread	2.00	17.50
*15-18 in. spread	3.00	

Deciduous Azaleas — See Deciduous Shrubs.

BERBERIS — BARBERRY

Thorny shrubs; attractive green Summer foliage changes to bronze, orange or red in the Fall; inconspicuous flowers in May and June and inconspicuous fruit in the Fall.

BERBERIS JULIANAE

WINTERGREEN BARBERRY

Height 5 to 6 ft.; upright habit; large dark green leaves are toothed and turn brilliant orange and red in the Fall; long thorns.

12-15 in.	1.75	15.00
----------------	------	-------

BERBERIS VERRUCULOSA

WARTY BARBERRY

Height 3 ft.; wide spreading irregular form; the small crinkled green holly-like leaves turn to glossy mahogany in the Fall.

(Measured by their greatest dimension.)

* Supply very limited.

BERBERIS VERRUCULOSA (Cont.)

WARTY BARBERRY

Height	Each	Per 10
10-12 in.	\$ 1.25	\$ 11.00
12-15 in.	2.00	17.50
15-18 in.	3.00	27.50

Deciduous Barberries — See Deciduous Shrubs.

BUXUS — BOXWOOD

Slow growing; varied in size and habit; the small shiny dark green foliage is extremely compact.

BUXUS SEMPERVIRENS

AMERICAN BOX

Height 10 to 12 ft.; upright open habit.

6- 8 in. Bare roots35	3.25
8-10 in. Bare roots45	4.00
10-12 in.60	5.50
12-15 in.75	
3- 3½ ft.	6.00	55.00

BUXUS SEMPERVIRENS SUFFRUTICOSA

TRUEDWARF BOX

Height 8 to 10 ft.; broad, dense habit; extremely slow growing; very small dark green foliage in compact billows.
(Measured by their greatest dimension.)

4- 6 in. Bare roots50	4.50
6- 8 in. Bare roots75	7.00
8-10 in. Bare roots	1.25	11.00
10-12 in.	1.75	15.00

CALLUNA — HEATHER

Height 1 to 2 ft.; upright spreading branches; very small foliage; masses of small delicately-tinted flowers arranged on slender spikes in late Summer.

CALLUNA VULGARIS AND HYBRIDS

HEATHER

Foliage gray-green, often golden tipped in the hybrid forms; flowers pink, white, red or cream.

2 yr.75	7.00
------------	-----	------

COTONEASTER — COTONEASTER

The glossy green leaves turn brilliant colors in the Fall and Winter; inconspicuous white or pale pink flowers; showy fruit throughout the Winter.

COTONEASTER FRANCHETI

FRANCHET COTONEASTER

Height 8 ft.; dense upright spreading habit; the large leaves are dark green above, yellowish beneath and turn brilliant shades of orange and red, fall and winter; orange fruit.

(Measured by their greatest dimension.)

Height		Each	Per 10
10-12 in.	Pot grown	\$ 1.00	\$ 9.00
* 2- 3 ft.	Field grown	4.00	

COTONEASTER HORIZONTALIS

ROCK COTONEASTER

Height 2 ft.; flat arching branches; small leaves; small pinkish-white flowers; bright red fruit.

10-12 in.	spread pot grown	1.00	9.00
12-15 in.	spread pot grown	1.75	15.00
15-18 in.	spread pot grown	2.75	25.00

COTONEASTER HORIZONTALIS MICROPHYLLA

ROCKSPRAY COTONEASTER

Height 1½ to 2 ft.; dense, prostrate form; small glossy green leaves; bright red fruit.

10-12 in.	spread pot grown	1.50	13.50
-----------	------------------------	------	-------

COTONEASTER HORIZONTALIS PERPUSILLA

Height 12-15 in.; lower growing form of Cotoneaster horizontalis with longer fruit.

10-12 in.	pot grown	1.50	13.50
-----------	-----------------	------	-------

COTONEASTER SALICIFOLIA

WILLOWLEAF COTONEASTER

Height 6 to 8 ft.; dark green leathery leaves; white flower clusters 2 in. across; large red fruit.

10-12 in.	pot grown	1.00	9.00
-----------	-----------------	------	------

DAPHNE —DAPHNE

DAPHNE CNEORUM

ROSE DAPHNE

Height 15 to 18 in.; slow growing; spreading compact habit; the small narrow gray-green foliage completely surrounds the branches; numerous clusters of small fragrant rosy-pink flowers in early Spring and again in late Summer.

8 -10 in.	spread	1.25	11.00
10 -12 in.	spread	1.75	15.00
12 -15 in.	spread	2.25	20.00
15 -18 in.	spread	3.25	30.00
1½- 2 ft.	spread	4.25	

* Supply very limited.

ERICA — HEATH

ERICA CARNEA

SPRING HEATH

Height 6 in.; closely related to the Heathers; minute gray-green foliage; small bell-shaped lavender-pink flowers in May and June.

Height	Each	Per 10
2 yr.	\$.75	\$ 7.00
3 yr.	1.00	9.00

Euonymus—See Vines and Ground Covers.

Hedera—See Vines and Ground Covers.

ILEX — HOLLY

Vary in habits of growth, foliage formation and color of fruit; small inconspicuous white flowers.

ILEX CRENATA

JAPANESE HOLLY

Height 8 to 10 ft.; dense upright spreading branches; glossy dark green foliage throughout the year; small black fruit.

*2½-3 ft.	5.00
*3 -3½ ft.	7.50
*3½-4 ft.	10.00

ILEX CRENATA BULLATA

BOXLEAF JAPAN HOLLY

Height 4 to 5 ft.; a very hardy compact dense shrub; foliage glossy dark green throughout the year; shiny black fruit; a good substitute for Boxwood.

Also botanically known as *Ilex crenata convexa*.

(Measured by their greatest dimension.)

12 -15 in.	2.75	25.00
15 -18 in.	3.50	31.50
* 1½- 2 ft.	4.50	
* 2 - 2½ ft.	5.50	
* 2½- 3 ft.	7.00	

ILEX CRENATA MICROPHYLLA

LITTLELEAF JAPANESE HOLLY

Height 6 to 8 ft.; development from *Ilex crenata*; very small leaves in very compact formation.

* 2 - 2½ ft.	5.00
* 2½- 3 ft.	7.50

ILEX GLABRA

INKBERRY

Height 4 to 5 ft.; loose upright-spreading habit, glossy green leaves turn purplish in Winter; shiny black berries.

(Measured by their greatest dimension.)

* Supply very limited.

ILEX GLABRA (Cont.)

INKBERRY

Height	Each	Per 10
15 -18 in.	\$ 2.50	\$ 22.50
1½- 2 ft.	3.50	31.50
2 - 2½ ft.	5.00	45.00
2½- 3 ft.	6.50	60.00
* 3 - 3½ ft.	9.00	

ILEX OPACA

AMERICAN HOLLY

Height 20 to 25 ft.; narrow pyramidal tree form; slow growing; short spreading branches; greenish-gray bark; large prominently-spined glossy dark green leaves; scarlet fruit.

2-3 ft.	5.00	45.00
5-6 ft.	15.00	135.00
6-7 ft.	20.00	180.00
7-8 ft.	27.50	250.00
*8-9 ft.	35.00	

Ilex verticillata — See Deciduous Shrubs.

KALMIA — KALMIA

KALMIA ANGUSTIFOLIA

SHEEP-LAUREL

Height 2 to 3 ft.; glossy dark green foliage, grayish on under side; flowers similar but smaller than *Kalmia latifolia*.

15 -18 in.	2.50	22.50
1½- 2 ft.	3.00	27.50
2 - 2½ ft.	3.75	

KALMIA LATIFOLIA

MOUNTAIN-LAUREL

Height 6 to 8 ft.; upright spreading habit; dense and flat-topped when young, irregular in outline when mature; long glossy dark green foliage; masses of white or pale pink blossoms in clusters during May and June.

(Measured by their greatest dimension.)

15 -18 in.	1.25	11.00
1½- 2 ft.	1.75	15.00
2 - 3 ft.	2.50	22.50
3 - 4 ft.	3.50	31.50

Extra heavy grade.

15 -18 in.	2.50	22.50
1½- 2 ft.	3.00	27.50
2 - 2½ ft.	3.75	33.50
2½- 3 ft.	4.50	40.00

Larger sizes and large specimens — Prices on application.

* Supply very limited.

LEUCOTHOE — LEUCOTHOE

LEUCOTHOE CATESBAEI

DROOPING LEUCOTHOE

Height 4 ft.; long reddish branches in arching formation; the foliage, glossy green above and reddish on the underside, turns mahogany color in the Fall and Winter; the showy fragrant white flowers appear in drooping clusters in May.

(Measured by their greatest dimension.)

Height	Each	Per 10
15 -18 in.	\$ 2.00	\$ 17.50
1½- 2 ft.	3.00	27.50
2 - 2½ ft.	4.00	36.00
2½- 3 ft.	5.00	
3 - 3½ ft.	6.50	

MAHONIA — HOLLYGRAPE

MAHONIA AQUIFOLIUM

OREGON HOLLYGRAPE

Height 4 to 5 ft.; compact form; foliage resembles the American Holly leaves; large prominently-spined glossy dark green leaves turn mahogany color in the Fall; clusters of attractive yellow flowers in May, and blue berries.

(Measured by their greatest dimension.)

*1½-2 ft.	2.00
*2 -2½ ft.	3.00
*2½-3 ft.	4.00

PACHISTIMA — PACHISTIMA

PACHISTIMA CANBYI

CANBY PACHISTIMA

Height 8 to 12 in.; slow growing evergreen shrub; lower branches trailing; minute glossy green leaves forming dense head of foliage; tiny red flowers in April and May.

2 yr. pot grown60	5.50
10-12 in. spread field grown	1.00	9.00

PIERIS — PIERIS

Height 3 to 4 ft.; broad arching habit; glossy dark green foliage throughout the year; graceful sprays of white bell-like flowers in April and May.

PIERIS FLORIBUNDA

MOUNTAIN ANDROMEDA

Spikes of nodding flowers.

1½-2 ft. spread	3.50	31.50
2 -2½ ft. spread	5.00	45.00
2½-3 ft. spread	6.50	60.00

* Supply very limited.

PIERIS JAPONICA

JAPANESE ANDROMEDA

Foliage turns reddish-bronze in the Fall and Winter; nodding flowers in pendulous sprays.

Height	Each	Per 10
1½-2 ft.	\$ 4.50	\$ 40.00
2 -2½ ft.	6.50	60.00
2½-3 ft.	9.50	85.00
3 -3½ ft.	13.50	120.00

RHODODENDRON — RHODODENDRON

Develops in flat-topped, many-stemmed clumps; long glossy dark green foliage; conspicuous flowers in great clusters in the late Spring.

HYBRID RHODODENDRONS :

Height 6 to 8 ft.
 Limited stock of named varieties.
 List and prices on application.

NATIVE RHODODENDRONS :

CAROLINIANUM

CAROLINA RHODODENDRON

Height 4 to 6 ft.; small narrow foliage, red beneath; flowers bright pink.

(Measured by their greatest dimension.)

1½-2 ft.	4.00	36.00
2 -2½ ft.	5.00	45.00
2½-3 ft.	6.50	
Heavy grade.		
*1½-2 ft.	5.00	
*2 -2½ ft.	6.00	
*2½-3 ft.	7.50	
Extra heavy specimens.		
4-5 ft.	25.00	225.00
5-6 ft.	37.50	325.00

CATAWBIENSE

CATAWBA RHODODENDRON

Height 6 to 8 ft., broad foliage, flowers lavender to rosy-purple.
 (Measured by their greatest dimension.)

15 -18 in.	3.00	27.50
1½- 2 ft.	4.00	36.00
2 - 2½ ft.	5.00	45.00

* Supply very limited.

110 OUTPOST NURSERIES, Ridgefield, Conn.

CATAWBIENSE (Cont.)

CATAWBA RHODODENDRON

Height	Each	Per 10
* 2½- 3 ft.	\$ 6.50	
* 3 - 3½ ft.	9.00	
Extra heavy specimens.		
4-5 ft.	25.00	\$225.00

MAXIMUM

ROSEBAY RHODODENDRON

Height 12 to 15 ft.; flowers pale pink.

(Measured by their greatest dimension.)

1½-2 ft.	2.50	22.50
2 -3 ft.	3.50	31.50
3 -4 ft.	5.00	45.00
4 -5 ft.	7.50	67.50
5 -6 ft.	10.00	90.00

* Supply very limited.



AMPELOPSIS ON WALL—VINCA AND PACHYSANDRA IN FOREGROUND

VINES AND GROUND COVERS



ACTINIDIA — ACTINIDIA

ACTINIDIA ARGUTA

BOWER ACTINIDIA

Height 20 to 30 ft.; climbing shrub; large broad dark green foliage; clusters of white fragrant flowers in June; clusters of greenish edible fruit in the Fall.

	Each	Per 10
1 year pot grown	\$.60	\$5.50

AMPELOPSIS — AMPELOPSIS

Height 30 to 40 ft.; rapid growing vines; self-clinging; the glossy green foliage is in overlapping formation and turns brilliant crimson and orange in the Fall; small black berries in clusters, except as noted.

AMPELOPSIS HETEROPHYLLA

PORCELAIN AMPELOPSIS

Large dark green leaves; porcelain-blue berries in clusters.

3 years pot grown	1.00	9.00
-------------------------	------	------

AMPELOPSIS QUINQUEFOLIA

VIRGINIA CREEPER

Branchlets purplish-red; the five-leaflet foliage is dark green in the Summer.

3 years pot grown75	7.00
-------------------------	-----	------

AMPELOPSIS TRICUSPIDATA

JAPANESE CREEPER

The very glossy dark green leaves are usually three-lobed; blue-black berries in the Fall.

Also known as Ampelopsis veitchi—Boston Ivy.

2 years pot grown60	5.50
3 years pot grown90	8.00

ARISTOLOCHIA — ARISTOLOCHIA

ARISTOLOCHIA SIPHO

DUTCHMANS-PIPE

Height 25 to 30 ft.; rapid growing; very large broad leaves form dense shade; the purple flowers in July are curious pipe-shape.

2 years pot grown	1.00	9.00
-------------------------	------	------

BIGNONIA — TRUMPETCREEPER

Rapid growing; develop heavy woody arching branches when mature; light green finely divided leaves; striking orange trumpetlike flowers; inconspicuous fruit.

BIGNONIA GRANDIFLORA

CHINESE TRUMPETCREEPER

Height 25 to 30 ft.; very large and very brilliant orange-scarlet flowers in profusion in August and September.

3 years pot grown	1.50	13.50
-------------------------	------	-------

CELASTRUS — BITTERSWEET

Shrubby vines; long spraylike branches; inconspicuous white flowers in clusters; showy fruit throughout the Fall and Winter.

CELASTRUS ORBICULATUS

ORIENTAL BITTERSWEET

Height 10 to 12 ft.; brilliant orange-scarlet fruit in compact clusters close to the branches, conspicuous after leaves fall.

	Each	Per 10
2 years pot grown	\$.75	\$ 7.00
3 years pot grown	1.25	11.00

CELASTRUS SCANDENS

AMERICAN BITTERSWEET

Height 10 to 12 ft.; the native Bittersweet; drooping clusters of orange and scarlet fruit are conspicuous before and after leaves fall.

2 years pot grown75	7.00
-------------------------	-----	------

Heavy field grown; Prices on application.

CLEMATIS — CLEMATIS

Slender; rapid growing; small foliage; showy flowers.

CLEMATIS PANICULATA

SWEET AUTUMN CLEMATIS

Height 25 to 30 ft.; clusters of small fragrant white flowers in dense masses July to September; dense foliage growth.

2 years field grown50	4.50
3 years field grown75	7.00

CLEMATIS VIRGINIANA

VIRGINS-BOWER

Height 20 to 25 ft.; the native Clematis; open habit; leaves toothed along edges; flowers similar to, but smaller than Clematis paniculata.

2 years field grown75	7.00
---------------------------	-----	------

CLEMATIS HYBRIDS

Height 10 to 12 ft.; bloom from June until August.

2 years pot grown	1.50	13.50
-------------------------	------	-------

Henryi—Large creamy-white flowers.

Jackmani—Large velvety-purple flowers.

Madame Edouard André—Large deep rich crimson flowers.

Ramona—Very large deep blue flowers.

EUONYMUS — EUONYMUS

Dense compact habit; vines or ground creepers; glossy dark green foliage throughout the year; showy fruit in the Fall.

EUONYMUS RADICANS WINTERCREEPER

Height 15 to 20 ft.; self-clinging vine; leaves round or slightly pointed; when used as a ground cover roots develop freely along the branches.

	Each	Per 10
6-8 in. field grown	\$.50	\$4.50

EUONYMUS RADICANS CARRIEREI GLOSSY WINTERCREEPER

Height 3 to 4 ft.; dense self-clinging vine; large pointed leaves distinctly veined.

8-12 in. field grown50	4.50
12-15 in. field grown75	7.00
15-18 in. field grown	1.25	11.00

EUONYMUS RADICANS COLORATA RED-LEAF WINTERCREEPER

Height 6 to 12 ft.; long narrow reddish-green leaves, veined with gray.

8-12 in. field grown50	4.50
----------------------------	-----	------

EUONYMUS RADICANS VEGETUS BIGLEAF WINTERCREEPER

Height 3 to 4 ft.; shrubby habit; round leaves; bright scarlet and orange fruit.

Also known as Evergreen Bittersweet.

8 -12 in. field grown60	5.50
12 -15 in. field grown75	7.00
1½- 2 ft. heavy field grown	3.00	27.50
2 - 3 ft. heavy field grown	4.00	36.00

See also Euonymus — Deciduous Shrubs.

HEDERA — IVY

Evergreen ground creepers or self-clinging vines; dark green foliage; inconspicuous flowers and fruit.

HEDERA HELIX ENGLISH IVY

Large foliage three or five lobed.

2 years pot grown50	4.50
3 years pot grown75	7.00

HEDERA HELIX BALTICA BALTIC IVY

Similar to Hedera helix, but with slightly smaller foliage, and of greater hardiness.

2 years pot grown75	7.00
4-in. pots (staked)	1.25	11.00

Jasminum — See Deciduous Shrubs.

LONICERA — HONEYSUCKLE

Height 15 to 20 ft.; semi-evergreen vines; fragrant flowers appear in profusion in early Summer and early Fall.

LONICERA JAPONICA HALLIANA

HALL JAPANESE HONEYSUCKLE

Flowers white changing to yellow.

	Each	Per 10
2 years field grown	\$.25	\$ 2.25
3 years field grown45	4.00

See also Lonicera — Deciduous Shrubs.

LYCIUM — MATRIMONY-VINE

LYCIUM CHINENSE

CHINESE MATRIMONY-VINE

Height 12 to 15 ft.; vine with bright green leaves; small violet-colored flowers in early Summer; small drooping scarlet fruit in the Fall and Winter.

3-4 ft. heavy field grown	1.50	13.50
4-5 ft. heavy field grown	2.50	22.50

PACHYSANDRA — PACHYSANDRA

PACHYSANDRA TERMINALIS

JAPANESE PACHYSANDRA

Height 6 to 8 inches; evergreen ground cover; glossy dark green foliage arranged in whorls on upright branches; inconspicuous white flowers.

Also known as Japanese Spurge.

	Per 10	Per 100
2 years pot grown and field grown	2.25	20.00

POLYGONUM — FLEECEFLOWER

POLYGONUM AUBERTI

CHINA FLEECEVINE

Height 20 to 30 ft.; slender vigorous vine; dense light green foliage; curious silvery-white flowers in slender drooping clusters in July and August.

	Each	Per 10
2 years pot grown	1.00	9.00
3 years pot grown	1.50	13.50

VINCA — PERIWINKLE

VINCA MINOR

PERIWINKLE

Height 4 inches; dense evergreen ground cover; small dark green leaves on slender trailing branches; flat lilac-blue flowers in late Spring.

	Per 10	Per 100
2 years field grown	2.25	20.00

Extra heavy plants — Prices on application.

WISTERIA — WISTERIA

Rapid growing vines; woody branches; light green graceful finely divided foliage; flowers in showy drooping clusters in May.

WISTERIA SINENSIS

Height 40 ft.; fragrant lavender flowers in long drooping clusters.

CHINESE WISTERIA

	Each	Per 10
6 years field grown B&B	\$ 5.00	\$ 45.00
6 years in large tubs	6.00	
7 years in large tubs	7.50	
8 years in large tubs	9.00	

WISTERIA SINENSIS ALBA

WHITE CHINESE WISTERIA

2 years pot grown	1.50	13.50
-------------------------	------	-------

WISTERIA SINENSIS—TREE FORM

Height 6 to 7 ft.; single trunk; dense heads; fragrant lavender flowers.

*1½-2 in. caliper—3-4 ft. stems;


3-4 ft. heads B&B.....	25.00
------------------------	-------

WISTERIA HYBRIDS

Height 30 to 40 ft.; flowers in heavy clusters.

{ Isuri 2 years	5.00	45.00
{ (Dark Purple) 3 years	7.50	67.50
{ Kushi-beni 2 years	3.50	31.50
{ (Creamy-white, tinted pink) 3 years	4.50	40.00
{ Murasaki Noda 2 years	3.50	31.50
{ (Purple) 3 years	4.50	40.00
{ Naga Noda 2 years	3.50	31.50
{ (Lavender-purple) 3 years	4.50	40.00
{ 5 years in large tubs	10.00	90.00
{ Sekines Blue 2 years	3.50	31.50
{ (Lavender-blue) 3 years	4.50	40.00
{ 5 years in large tubs	10.00	90.00
{ 6 years field grown B&B.....	10.00	90.00
{ Shiro Noda 2 years	3.50	31.50
{ (White) 3 years	4.50	40.00

* Supply very limited.



HYBRID TEA ROSE

ROSES



RAMBLER AND CLIMBING ROSES

Flower in June.

	Each	Per 10
2 years	\$.75	\$7.00
6 in. pots	1.00	9.00

DOROTHY PERKINS

Clusters of small double shell-pink flowers.

DR. W. VAN FLEET

Large pale pink buds and flowers on long individual stems.

GARDENIA

Yellow buds and large creamy-yellow flowers in small clusters.

MARY WALLACE

Large double bright pink flowers.

MME. GREGOIRE STAECHELIN

Crimson buds and large pale pink flowers.

PAUL'S SCARLET CLIMBER

Clusters of large vivid scarlet-red flowers.

SILVER MOON

Creamy buds and large semi-double white flowers with brilliant golden centers.

HYBRID TEA ROSES

Flower continually from June until frost.

2 years85	8.00
6 in. pots	1.25	11.00

BRIARCLIFF

Silvery rose.

DAME EDITH HELEN

Bright pink; very fragrant.

ETOILE DE HOLLANDE

Large dark velvety crimson flowers.

JOANNA HILL

Very double buff colored flowers with Indian-yellow center.

McGREDY'S IVORY

Pure white.

MRS. CHARLES BELL

The Salmon Radiance Rose; shell-pink buds and flowers with shadings of soft salmon.

PRESIDENT HERBERT HOOVER

Semi-double, flame-scarlet in bud; soft creamy-yellow tinged deep rose when open.

RADIANCE

Large brilliant pink flowers.

RED RADIANCE

Large deep rosy-red flowers.

REV. F. PAGE-ROBERTS

Very large copper-red buds and golden-yellow flowers, stained copper and reddish-buff.

MISCELLANEOUS ROSES

ROSA F. J. GROOTENDORST

F. J. GROOTENDORST ROSE

Height 4 to 6 ft.; shrub with small fringed bright red flowers in large clusters in June.

	Each	Per 10
3 years	\$ 1.25	\$11.00

ROSA HUGONIS

HUGONIS ROSE

Height 4 to 6 ft.; shrub with small single clear yellow flowers in early June.

Also called Golden Rose of China.

4-5 ft. B&B	3.00
5-6 ft. B&B	3.50
6-7 ft. B&B	4.00

ROSA LUCIDA

VIRGINIA ROSE

Height 4 to 6 ft.; shrub with large bright pink single flowers in June and conspicuous red fruit in late Summer.

Also known botanically as *Rosa virginiana*.

3 years	1.25	11.00
---------------	------	-------

ROSA MAX GRAF

MAX GRAF ROSE

Trailing habit; forms dense ground cover; large single shining pink flowers in June and July.

2 years	1.25	11.00
3 years	1.75	15.00

ROSA MULTIFLORA

JAPANESE ROSE

Height 6 to 8 ft.; shrub with large clusters of small white flowers in profusion.

ROSA MULTIFLORA (Cont.)

JAPANESE ROSE

	Each	Per 10
2 years 2-3 ft.	\$.75	\$ 7.00
3-4 ft. B&B	2.00	17.50
4-5 ft. B&B	2.50	22.50
5-6 ft. B&B	3.00	27.50
6-7 ft. B&B	3.50	

ROSA NITIDA

BRISTLY ROSE

Height 1 1/2 to 2 ft.; shrub with deep pink flowers.

3 years	1.25	11.00
4 years	1.75	

ROSA PALUSTRIS

SWAMP ROSE

Height 6 to 8 ft.; shrub with clusters of bright pink flowers during June and July.

3 years	1.25	11.00
---------------	------	-------

ROSA RUGOSA

RED RUGOSA ROSE

Height 4 to 6 ft.; shrub with large single crimson or purple flowers from May until Fall. Large bright red fruit.

3 years	1.00	9.00
---------------	------	------

ROSA RUGOSA ALBA

WHITE RUGOSA ROSE

Form of Rosa rugosa; large clear shining white flowers.

3 years	1.25	11.00
---------------	------	-------

ROSA SETIGERA

PRAIRIE ROSE

Height 6 to 8 ft.; arching shrub; large clusters of bright pink flowers in July and August.

5-6 ft. B&B	3.00	
6-7 ft. B&B	3.50	

ROSA WICHURAIANA

WICHURIAN ROSE

Trailing habit; forms dense ground cover; large clusters of pure white flowers in July and August.

2 years85	8.00
3 years	1.25	11.00
4 years	1.75	15.00



APPLE TREE IN FULL BLOOM

FRUITS



APPLE TREES

	Each	Per 10
2 years 9 to 1 ¹ / ₁₆ in. Caliper	\$ 1.50	\$ 13.50
BALDWIN — Red Winter apple.		
DELICIOUS—Red Winter apple.		
McINTOSH—Crimson October apple.		
NORTHERN SPY—Reddish-green Winter apple.		
RED ASTRACHAN—Red August apple.		
RHODE ISLAND GREENING—Greenish-yellow Winter apple.		
STAYMAN WINESAP—Red Winter apple.		
YELLOW TRANSPARENT—Yellow July apple.		

3 years 9 to 1 ¹ / ₁₆ in. Caliper	2.50	22.50
3 years 1 ¹ / ₁₆ to 1 in. Caliper	3.50	31.50
1-1 ¹ / ₂ in. Caliper	5.00	45.00

- BALDWIN—Red Winter apple.
- DELICIOUS—Red Winter apple.
- DUCHESS—Reddish-yellow Winter apple.
- FAMEUSE—Crimson Fall apple (Snow apple).
- GRAVENSTEIN—Red August apple.
- GRIMES GOLDEN—Greenish-yellow Winter apple.
- JONATHAN—Red September apple.
- McINTOSH—Crimson October apple.
- NORTHERN SPY—Reddish-green Winter apple.
- NORTHWESTERN GREENING—Greenish-yellow Winter apple.
- RHODE ISLAND GREENING—Greenish-yellow Winter apple.
- STAYMAN WINESAP—Red Winter apple.
- YELLOW TRANSPARENT—Yellow July apple.

CRAB APPLES

Hyslop.

APPLES

*2 -2 ¹ / ₂ in. Caliper	10.00
*2 ¹ / ₂ -3 in. Caliper B&B	15.00
*3 -3 ¹ / ₂ in. Caliper B&B	20.00
*3 ¹ / ₂ -4 in. Caliper B&B	25.00
*4 -4 ¹ / ₂ in. Caliper B&B	32.50

* Supply very limited.

- DUCHESS—Reddish-yellow Winter apple.
- GRIMES GOLDEN—Greenish-yellow Winter apple.
- NORTHERN SPY—Reddish-green Winter apple.
- RHODE ISLAND GREENING—Greenish-yellow Winter apple.
- STAYMAN WINESAP—Red Winter apple.
- WEALTHY—Greenish-red September apple.
- YELLOW TRANSPARENT—Yellow July apple.
- CRAB APPLES
Hyslop.

DWARF APPLE TREES

		Each	Per 10
3 years	9 to 11 ¹ / ₁₆ in. Caliper.....	\$ 3.00	\$ 27.50

DELICIOUS—

McINTOSH—

Larger sizes of apple trees in limited variety; prices on application.

CHERRY TREES

2 years	9 to 11 ¹ / ₁₆ in. Caliper.....	1.50	13.50
*2 ¹ / ₂ -3 in. Caliper	B&B	15.00	

BLACK TARTARIAN

Very large sweet black Cherry, ripens in June.

EARLY RICHMOND

Medium-sized sour dark red Cherry, ripens in June.

MONTMORENCY

Large sour red Cherry, ripens in late June.

WINDSOR

Large sweet dark red Cherry, ripens in July.

YELLOW SPANISH

Large sweet reddish-yellow Cherry, ripens in June.

PEACH TREES

1 year	9 ¹ / ₁₆ in. Caliper	1.00	9.00
--------	--	------	------

BELLE OF GEORGIA

Large yellow Peach; white flesh; ripens in late August.

ELBERTA

Large yellow Peach, ripens the middle of September.

J. H. HALE

Large golden-yellow Peach, ripens in early September.

LATE CRAWFORD

Large yellow Peach, ripens in late September.

* Supply very limited.

PEAR TREES

		Each	Per 10
2 years	9 to 11/16 in. Caliper	\$ 1.50	\$ 13.50
*3 years	11/16 to 1 in. Caliper	3.50	
*1-1 1/2 in. Caliper	5.00	

BARTLETT

Large golden-yellow Pear, ripens in September.

BUERRE BOSCH

Large brownish-yellow Pear, ripens in October.

CLAPP FAVORITE

Very large yellow and dull red Pear, ripens in August.

SECKEL

Small reddish-brown Pear, ripens in October.

SHELDON

Medium-sized yellow Pear, ripens in October.

PLUM TREES

2 years	9/16 in. Caliper	1.50	13.50
*3 years	11/16 to 1 in. Caliper	3.50	

ABUNDANCE

Large pinkish-red Plum, ripens in August.

IMPERIAL GAGE

Large pale green Plum, ripens in August.

SHROPSHIRE DAMSON

Medium-sized dark purple Plum, ripens in October.

QUINCE TREES

2 years	9/16 in. Caliper	1.50	13.50
---------	------------------------	------	-------

ORANGE

Large bright yellow Quince, ripens in October.

GRAPE VINES

2 years35	3.25
---------------	-----	------

CATAWBA

Large red grapes, ripen in August.

CONCORD

Large black grapes, ripen in July.

NIAGARA

Large greenish-white grapes, ripen in July.

* Supply very limited.



A PERENNIAL BORDER

PERENNIALS



Prices listed are for standard grades, except as noted.

Also heavy clumps — Prices on application.

Ultimate heights are indicated.

See Lists, front of book, for further information.

ACHILLEA	Each	YARROW	Per 10
	\$.30		\$2.50
<i>millefolium rosea</i>		Pink Yarrow	
18 in.; rose-pink flowers in flat heads, July to October.			
<i>ptarmica The Pearl</i>		White Yarrow	
1½ to 2 ft.; double white flowers, June to September.			
<i>tomentosa</i>		Woolly Yarrow	
4 to 6 in.; bright yellow flowers in flat heads, June to September.			
ACONITUM		MONKSHOOD	
	.35		3.00
<i>fischeri</i>		Azure Monkshood	
2 to 3 ft.; spikes of dark blue flowers, September and October.			
<i>napellus</i>		Aconite	
3 to 4 ft.; spikes of dark blue flowers, July and August.			
AETHIONEMA persicum		Persian STONECRESS	
6 to 8 in.; rosy-pink flowers on slender spikes, June and July.			
	.35		3.00
AJUGA		BUGLE	
	.35		3.00
<i>genevensis</i>		Geneva Bugle	
8 to 12 in.; deep blue flowers, May and June.			
<i>reptans</i>		Carpet Bugle	
6 in.; small spikes of dark blue flowers, May and June.			
ALTHAEA rosea		HOLLYHOCK	
4 to 6 ft.; upright spikes of single and double flowers in separate colors, June and July.			
	.30		2.50
ALYSSUM		ALYSSUM	
	.30		2.50
<i>argenteum</i>		Silver Alyssum	
15 in.; clusters of yellow flowers, June to August.			
<i>saxatile compactum</i>		Dwarf Goldentuft Alyssum	
8 to 10 in.; masses of golden-yellow flowers, May and June.			
ANCHUSA		BUGLOSS	
<i>italica dropmore</i>		Dropmore Bugloss	
4 to 5 ft.; spikes of light blue flowers, June and July.			
	.30		2.50

ANCHUSA (Cont.)

BUGLOSS

myosotidiflora

Siberian Bugloss

12 in.; large heart-shaped foliage; small clusters of light blue flowers, May and June.

Each	Per 10
\$.35	\$3.00

ANEMONE

ANEMONE

.35	3.00
-----	------

japonica **Queen Charlotte**

Queen Charlotte Anemone

2 to 3 ft.; large semi-double pink flowers, September and October.

japonica **Whirlwind**

Whirlwind Anemone

2 to 3 ft.; large semi-double white flowers, September and October.

pulsatilla

European Pasqueflower

12 in.; violet or purple flowers, April and May.

ANTHEMIS tinctoria kelwayi

Kelway CAMOMILE

2 to 3 ft.; large lemon-yellow flowers, June to October.

.30	2.50
-----	------

AQUILEGIA

COLUMBINE

.35	3.00
-----	------

caerulea

Colorado Columbine

1½ to 2 ft.; long-spurred blue flowers, white throat, May and June.

chrysantha

Golden Columbine

2 to 3 ft.; fragrant yellow flowers, June and July.

flabellata nana alba

White Fan Columbine

8 to 12 in.; compact grayish-blue foliage; waxy white flowers in June.

long-spurred Hybrids

2 to 3 ft.; large long-spurred flowers in wide range of colors, June and July.

ARABIS alpina

Alpine ROCKCRESS

6 in.; clusters of small single white flowers; April and May.

.30	2.50
-----	------

ARENARIA verna caespitosa

Moss SANDWORT

3 in.; small white flowers, June and July.

.30	2.50
-----	------

ARMERIA—See Statice

ARTEMISIA vulgaris lactiflora **White MUGWORT**

3 to 4 ft.; creamy-white flowers in dense heads, August and September.

Each	Per 10
\$.30	\$2.50

ASCLEPIAS tuberosa **BUTTERFLYWEED**

2 to 3 ft.; large clusters of brilliant orange flowers, July and August.

.35	3.00
-----	------

ASTER **ASTER**

.30	2.50
-----	------

Dwarf varieties

Alpinus

Rock Aster

6 to 10 in.; large pale-blue flowers, May and June.

Alpinus Goliath

6 to 10 in.; very large bluish-purple flowers, May and June.

Countess of Dudley

9 in.; masses of clear pink flowers, late September.

Nancy

12 in.; masses of pale lilac-pink flowers, late September.

Ronald

9 in.; masses of bright lavender-pink flowers, mid-September.

Snow Sprite

12 in.; masses of white flowers, mid-September.

subcaeruleus Wartburg Star

Giant India Aster

12 in.; large bright lavender flowers in June.

Victor

12 in.; masses of lavender-blue flowers, early September.

Tall Varieties—Bloom in September and October.

novae-Angliae roseus

4 to 5 ft.; rosy-pink flowers.

novibelgi Climax

4 to 5 ft.; lavender-blue flowers.

novibelgi Peggy Ballard

3 ft.; lavender-pink flowers.

ASTILBE

ASTILBE

Flowers in heavy spikes in June and July.

Heavy Clumps

.50	4.50
-----	------

Avalanche—2 to 3 ft.; white.

Deutschland—2 to 3 ft.; cream.

Gloria—2 to 3 ft.; deep pink.

ASTILBE (Cont.)

ASTILBE

- Marguerite Van Rechteren—4 to 5 ft.; deep pink tinged purple.
- Queen Alexandra—2 to 3 ft.; light purple tinged pink.
- Van der Wielen—3 to 4 ft.; white.

AUBRIETIA deltoidea Hybrids

Hybrid AUBRIETIA

3 to 6 in.; flowers in various shades of pink and lavender; April and May.

Each	Per 10
\$.30	\$2.50

BOLTONIA latisquama

Pinkray BOLTONIA

4 to 5 ft.; masses of small pink flowers August and September.

.30	2.50
-----	------

CAMPANULA

BELLFLOWER

.35	3.00
-----	------

carpatica

Carpathian Bellflower

8 in.; masses of clear blue bell flowers, June to September.

garganica

2 to 4 in.; low-spreading tuft; light blue flowers in June.

persicifolia Telham Beauty

Hybrid Peachleaf Bellflower

2 to 2½ ft.; single blue bell flowers, June and July.

pyramidalis

Chimney Bellflower

4 to 6 ft.; blue bell flowers on long arching stems, June to August.

rotundifolia

Harebell

12 in.; slender drooping blue bell flowers, July and August.

CENTAUREA

CENTAUREA

.30	2.50
-----	------

dealbata

Persian Centaurea

2 ft.; large pink flowers, July and August.

macrocephala

Globe Centaurea

3 to 4 ft.; large yellow thistle-like flowers, July and August.

montana

Mountain-Bluet

2 ft.; large dark blue flowers, June and July.

CERASTIUM tomentosum

SNOW-IN-SUMMER

9 to 12 in.; silvery-white foliage; small white flowers in June.

.30	2.50
-----	------

CHRYSANTHEMUM

CHRYSANTHEMUM

Each	Per 10
\$.30	\$2.50

List of varieties on application

Hybrids:

Korean Hybrids: 2 to 2½ ft.; single open flowers in October.

Large-Flowering Type: 1½ to 2 ft.; October blooming.

Pompon Type: 1½ to 2 ft.; October blooming.

Button Type: 12 to 18 in.; October blooming.

Types:

arcticum

Arctic Chrysanthemum

18 in.; single white flowers; September to November.

maximum

Shasta Daisy

2 ft.; large single white flowers; July and August.

COREOPSIS grandiflora

Big COREOPSIS

2 to 3 ft.; large single yellow flowers; July to September.

.30	2.50
-----	------

DELPHINIUM

LARKSPUR

.35	3.00
-----	------

Belladonna

2 to 3 ft.; light blue flowers; June to September.

bellamosum

2 to 3 ft.; dark blue flowers; June to September.

English Hybrids

4 to 7 ft.; bloom in June and July.

Several separate strains in a wide range of shades are available.

DIANTHUS

PINK

.30	2.50
-----	------

arenarius

Sand-loving Pink

8 to 12 in.; fringed single white flowers; June and July.

barbatus

Sweet-William

12 to 15 in.; flat heads of flowers; June and July.

atrococcineus flore-plena — double bright crimson.

Newport Pink — single salmon-pink.

nigrescens — single maroon.

Scarlet — single scarlet.

deltoides

Maiden Pink

8 to 10 in.; very small deep pink flowers; June and July.

plumarius semperflorens

Perpetual Pink

12 in.; single to semi-double fragrant pink flowers; June to October.

DICENTRA

eximia

12 to 15 in.; clusters of small deep pink heart-shaped flowers;
May to July.

Each Per 10
\$.35 \$3.00

spectabilis

2 to 3 ft.; pink heart-shaped flowers in May.

Bleedingheart
.50 4.50

DICTAMNUS *Ruber*

2 to 3 ft.; spikes of rosy-purple flowers; June and July.

Purple GASPLANT
.40 3.50

DIGITALIS

ambigua

2 to 3 ft.; long spikes of yellow bell-shaped flowers; June and July.

FOXGLOVE
.30 2.50

Shirley Hybrids

3 to 4 ft.; long spikes of bell-shaped flowers of various shades of white, pink and purple; June and July.

Shirley Foxglove

DORONICUM *caucasicum*

1½ to 2 ft.; single yellow flowers on long stems; April and May.

Caucasian LEOPARDBANE
.35 3.00

EUPATORIUM *coelestinum*

1½ to 2 ft.; clusters of light blue flowers; August to October.
Also known as Hardy Ageratum.

MISTFLOWER
.30 2.50

FUNKIA—See *Hosta*.

GAILLARDIA

aristata portola

1½ to 2 ft.; single orange and red flowers; July to September.

BLANKET FLOWER
.30 2.50

Burgundy

1½ to 2 ft.; deep wine red flowers; July to September.

.35 3.00

GEUM

AVENS

Each	Per 10
\$.30	\$2.50

chiloense **Lady Strathedon****Lady Strathedon Avens**

1½ to 2 ft.; large double yellow flowers; June to August.

chiloense **Mrs. Bradshaw****Mrs. Bradshaw Avens**

1½ to 2 ft.; large double vivid red flowers; June to August.

chiloense **Orange Queen**

1½ to 2 ft.; large double deep orange flowers; June to August.

GYPSOPHILA *Paniculata*

BABYSBREATH

2 to 3 ft.; masses of small single white flowers; June and July.

.30 2.50

HELIANTHEMUM

SUNROSE

.35 3.00

chamaecistus **mutabile****Fickle Sunrose**

8 to 12 in.; small single flowers in colors ranging from white to lavender; June and July.

Fireball**Fireball Sunrose**

6 to 12 in.; double bright red flowers; June and July.

HELIOPSIS *scabra zinniaeflora***Zinnia HELIOPSIS**

2½ ft.; double deep yellow flowers; June to October.

.30 2.50

HELLEBORUS *niger*

CHRISTMAS-ROSE

12 in.; glossy evergreen foliage; single white flowers veined with red; December and January.

1.75 15.00

HEMEROCALLIS

DAYLILY

Grass-like foliage; trumpet shaped flowers.

.30 2.50

Dr. Regel—1½ to 2 ft.; deep orange-yellow flowers; fragrant; in June.

dumortieri—2 to 2½ ft.; orange-yellow flowers in May.

luteola—2 to 2½ ft.; orange flowers in June.

thunbergi—2 to 3 ft.; lemon-yellow flowers; fragrant; June and July.

HEUCHERA

brizoides

15 to 18 in.; profuse pale pink bell shaped flowers; May.

Each	Per 10
\$.30	\$2.50

sanguinea

15 to 18 in.; bright crimson bell-shaped flowers; June to August.

.35	3.00
-----	------

ALUMROOT

Coralbells

HIBISCUS *moscheutos*

5 to 6 ft.; large showy single flowers ranging in color from white to deep red; August and September.

Heavy Plants	.50	4.50
--------------	-----	------

ROSEMALLOW

HOLLYHOCK—See *Althaea* (Perennials).

HOSTA

lancifolia

1½ to 2 ft.; lavender to light blue flowers; July and August.
Also known as Funkia.

variegata

1½ to 2 ft.; lavender to light blue flowers; July and August;
compact variegated foliage.

.30	2.50
-----	------

Lanceleaf Plantainlily

Variegated Plantainlily

PLANTAINLILY

HOUSTONIA *caerulea*

6 to 8 in.; light blue flowers in April and May.

.30	2.50
-----	------

BLUET

HYPERICUM *fragile*

6 in.; tiny star-like yellow flowers; May and June.

.35	3.00
-----	------

Also see *Hypericum*—Deciduous Shrubs.

IBERIS

sempervirens

8 to 10 in.; clusters of pure white flowers; April and May.

sempervirens Little Gem

4 to 6 in.; clusters of pure white flowers; April and May.

.35	3.00
-----	------

Evergreen Candytuft

Little Gem Candytuft

CANDYTUFT

IRIS	IRIS
	Each Per 10
	\$.35 \$3.00
cristata 6 to 8 in.; lavender flowers; April and May.	Crested Iris
germanica 2 to 3 ft.; flowers in June; available in a wide assortment of varieties; list on application.	German Iris
kaempferi 3 to 4 ft.; very large flowers in June and July. Charm-den—flowers are light purple. Kokonoiro—flowers are deep purple. Kuro-kumo—flowers are light blue to purple.	Japanese Iris
pumila 6 to 12 in.; flowers in April and May. Excelsa—lemon-yellow. Sambo—dark purple. Schneekuppe—ivory-white.	Dwarf Iris
siberica 2 to 3 ft.; flowers in May and June. Perry Blue—clear blue. Snow Queen—pure white.	Siberian Iris
KNIPHOFIA hybrida Cardinal 2 to 3 ft.; dense brilliant spikes of orange-scarlet flowers; July and August. Also known as Tritoma.	Cardinal TORCHLILY
	.35 3.00
LAVANDULA officinalis (vera) 1½ to 2 ft.; spikes of fragrant lavender flowers; July and August.	True LAVENDER
	.35 3.00
LEONTOPODIUM sibericum 9 in. silvery foliage; tiny single white flowers in clusters; June to August.	Siberian EDELWEISS
	.35 3.00
LIATRIS pycnostachya 4 ft.; purple flowers on long spikes; July to October.	Cattail GAYFEATHER
	.30 2.50

LIMONIUM latifolium Big-leaf SEA-LAVENDER

1½ to 2 ft.; broad leathery foliage; large heads of lavender flowers; July and August.

Also known as Statice latifolia.

Each	Per 10
\$.30	\$2.50

LINUM Perenne Perennial FLAX

12 to 18 in.; bright blue flowers; June to August.

.30	2.50
-----	------

LOBELIA cardinalis CARDINAL FLOWER

2 to 3 ft.; long spikes of bright scarlet flowers; July and August.

.35	3.00
-----	------

LUPINUS polyphyllus Hybrids

2 to 4 ft.; bloom in June and July; several separate strains in a wide range of colors are available.

.35	3.00
-----	------

LYCHNIS CAMPION

.30	2.50
-----	------

alpina arkwrighti

10 to 12 in.; large single flowers, brilliant scarlet; July.

chalcedonica

Maltese Cross

2 to 3 ft.; dense clusters of scarlet flowers; June and July.

LYTHRUM salicaria roseum Rose LOOSESTRIFE

3 to 4 ft.; slender spikes of rose-purple flowers; July and August.

.30	2.50
-----	------

MERTENSIA virginica Virginia BLUEBELLS

1½ to 2 ft.; clusters of light blue bell flowers; April and May.

.30	2.50
-----	------

MONARDA BEEBALM

.30	2.50
-----	------

didyma

Oswego Beebalm

2½ to 3 ft.; heads of crimson flowers; July and August.

Also known as Bergamot.

didyma rosea

Form of Monarda didyma with purplish-lavender flowers.

MYOSOTIS	FORGET-ME-NOT
	Each Per 10
	\$.30 \$2.50
palustris semperflorens	
8 to 10 in.; rich blue flowers with yellow eye; April and May.	
scorpioides	True Forget-me-not
8 to 10 in.; small light blue flowers; May to September.	
NEPETA mussini	CATMINT
8 to 12 in.; gray foliage; small light blue flowers; May and June.	
	.30 2.50
OENOTHERA fruticosa youngi	Evening PRIMROSE
15 to 18 in.; single lemon-yellow flowers; June to August.	
	.30 2.50
PAEONIA	PEONY
2 to 3 ft.; very large showy flowers in May and June. List of varieties on application.	
	.75 7.00
suffruticosa Queen Alexandra	Queen Alexandra Tree Peony
3 to 5 ft.; woody stems resembling shrubs; large crinkled pink flowers appear about three weeks before bush type.	
	1.50 13.50
PAPAVER orientale Hybrids	Hybrid Oriental POPPY
2 to 3 ft.; large single cup-shaped flowers in June.	
	.35 3.00
List of varieties on application.	
PENTSTEMON	PENTSTEMON
	.35 3.00
heterophyllus	Violet Pentstemon
1½ to 2 ft.; spikes of lavender bell flowers, June to August.	
torreyi	Torrey Pentstemon
3 to 4 ft.; spikes of coral-red bell flowers, June to August.	
PHLOX	PHLOX
	.35 3.00
amoena	Amoena Phlox
4 to 6 in.; masses of bright pink flowers; April and May.	
divaricata	Blue Phlox
6 to 10 in.; light blue flowers, May and June.	
ovata	Mountain Phlox
12 to 15 in.; rosy-pink flowers, June and July. Also known as Phlox carolina.	

PHLOX (Cont.)

paniculata

PHLOX
Garden Phlox

2 to 2½ ft.; large round clusters of flowers in July and August.
Available in a wide assortment of varieties, list on application.

subulata

Moss Phlox

4 to 6 in.; masses of small pink flowers, April and May.
Also known as Mountain-Pink.

subulata alba

White Moss Phlox

White flowering form of Phlox subulata.

PHYSALIS franchetti

Lantern GROUNDCHERRY

1½ to 2 ft.; small white flowers; brilliant orange-red fruit in late Fall.

Commonly known as Chinese Lantern Plant.

Each	Per 10
\$.30	\$2.50

PHYSOSTEGIA virginiana vivid

Vivid FALSE DRAGONHEAD

15 to 18 in.; spikes of deep lilac-pink flowers, August and September.

.30	2.50
-----	------

PLATYCODON

BALLOONFLOWER

.30	2.50
-----	------

grandiflorum

Balloonflower

1½ to 2 ft.; deep blue bell flowers, June and July.

mariesi

Maries Balloonflower

1 ft.; deep blue bell flowers, June and July.

PRIMULA veris

Cowslip PRIMROSE

6 in.; single flowers, bright yellow to pure white, with occasional reds and purples; May and June.

.35	3.00
-----	------

PYRETHRUM roseum Hybrids

Hybrid PAINTED DAISY

1½ to 2 ft.; daisy-like flowers in June and July.

Several separate strains in a wide range of shades are available.

.35	3.00
-----	------

RUDBECKIA

CONEFLOWER

.30	2.50
-----	------

laciniata

Golden Glow

5 to 6 ft.; double golden-yellow flowers, August and September.

purpurea

Purple Coneflower

3 to 4 ft.; large bronze-purple flowers, July and August.

SALVIA azurea grandiflora **Great Azure SAGE**

3 to 4 ft.; long spikes of light blue flowers, August and September.

Each	Per 10
\$.35	\$3.00

SANTOLINA chamaecyparissus incana **Hoary LAVENDER-COTTON**

15 to 18 in.; small yellow flowers in June; light gray foliage.

.35	3.00
-----	------

SAXIFRAGA

SAXIFRAGE

.30	2.50
-----	------

cordifolia

4 to 6 in.; rose colored flowers on 1 ft. stems; April.

macnabiana

Encrusted Saxifrage

9 to 12 in.; tiny white flowers, spotted pink, in clusters; May and June.

SCABIOSA caucasica Hybrids

1½ to 2 ft.; separate strains in a wide range of lavender and blue shades are available.

.35	3.00
-----	------

SEDUM

STONECROP

.30	2.50
-----	------

Dwarf varieties; interesting foliage; flowers in small clusters.

kamtschaticum

Orange Stonecrop

4 to 6 in.; golden yellow flowers; July and August.

sarmentosum

Stringy Stonecrop

3 to 6 in.; yellow flowers, June and July.

sexangulare

Hexagon Stonecrop

4 to 6 in.; yellow flowers, June and July.

sieboldi

Siebold Stonecrop

6 to 9 in.; brilliant pink flowers, August and September; blue foliage.

ternatum

Mountain Stonecrop

2 to 4 in.; white flowers, June and July.

Tall varieties—12 to 15 in., flowers in dense flat heads, August and September; foliage bluish-green and fleshy.

spectabilis brilliant

Brilliant Stonecrop

Light crimson flowers.

SEMPERVIVUM	HOUSELEEK		
Tight clusters of tiny flowers rising above small to medium sized rosettes of green foliage in June and July.			
		Each	Per 10
		\$.30	\$2.50
arachnoideum	Spiderweb Houseleek		
4 to 6 in.; red flowers; webbed foliage.			
globiferum	Globe Houseleek		
6 to 9 in.; yellow flowers; red tipped foliage.			
tectorum	Roof Houseleek		
6 to 9 in.; pink flowers.			
STACHYS lanata	Woolly BETONY		
12 to 18 in.; small purple flowers, June and July; bluish foliage.			
		.30	2.50
STATICE armeria	THRIFT		
4 to 6 in.; small pink flowers, May and June.			
		.35	3.00
STATICE latifolia—See Limonium.			
STOKESIA laevis (assorted)	Stokes ASTER		
12 to 18 in.; large single light blue or white flowers, July and August.			
		.30	2.50
TEUCRIUM chamaedrys	Chamaedrys GERMANDER		
9 to 12 in.; spikes of small purple flowers, August and September; foliage semi-evergreen.			
		.35	3.00
THALICTRUM	MEADOWRUE		
		.40	3.50
adiantifolium			
2 ft.; miniature white flowers in June.			
diptercarpum	Yunnan Meadowrue		
3 to 4 ft.; heads of small lavender flowers, August and September.			
THYMUS	THYME		
Tiny flowers in June and July.			
		.30	2.50

THYMUS (Cont.)

- serphyllum*
5 to 6 in.; lilac flowers.
- serphyllum albus*
2 to 3 in.; white flowers.
- serphyllum coccineus*
2 to 3 in.; crimson flowers.
- serphyllum lanuginosus*
4 to 5 in.; pink flowers; silvery foliage.

THYME

- Mother of Thyme
- White Thyme
- Crimson Thyme
- Woolly Thyme

TRITOMA—See Kniphofia.

TROLLIUS

- europaeus*
15 to 18 in.; lemon-yellow globular flowers, May to August.
- ledebouri*
1½ to 2 ft.; orange-yellow globular flowers, July to September.

GLOBEFLOWER

Each	Per 10
\$.35	\$3.00

Globeflower

Ledebour Globeflower

TUNICA saxifraga

6 to 9 in.; small light pink flowers, July and August.

Saxifrage TUNICFLOWER

.30	2.50
-----	------

VERONICA

Flower in spikes; foliage deep green, except as noted.

- incana*
10 to 12 in.; deep blue flowers; silvery foliage; June to August.
- longifolia subsessilis*
2 to 3 ft.; violet-blue flowers, July to September.
- repens*
2 to 4 in.; dark blue flowers in May.
- spicata*
15 to 18 in.; violet blue flowers; June to August.
- spuria True Blue*
8 to 12 in.; clear blue flowers; May and June.
- teucrium rupestris*
4 to 5 in.; rich blue flowers in June.
- teucrium rupestris Heavenly Blue*
4 to 5 in.; light blue flowers in June.

SPEEDWELL

.35	3.00
-----	------

Woolly Speedwell

Clump Speedwell

Creeping Speedwell

Spike Speedwell

Deep Blue Speedwell

Rock Speedwell

VIOLA

VIOLA

Each
\$.30

Per 10
\$2.50

cornuta

Tufted Pansy

6 to 8 in.; blooms from May to August.
List of varieties on application.

odorata

Sweet Violet

6 in.; bloom in April and May.
Gov. Herrick—large single clear blue flowers.
Prince of Wales—deep purple flowers.
Rosina—small single pink flowers.

YUCCA filamentosa

YUCCA

4 to 5 ft.; clusters of ivory-white, bell-shaped flowers on tall stems, July and August; evergreen foliage.
Commonly known as Adam's Needle.

Heavy Plants

.50

4.50

OUTPOST PLANT FOOD

OUTPOST PLANT FOOD is a perfectly blended and balanced formula for feeding trees, plants and lawns.

Well-rotted manure is primarily organic, but is expensive, unpleasant to handle, hard to obtain, often contains a quantity of weed seeds and is deficient in nitrogen, the element which makes green growth. Many commercial fertilizers are of chemical origin with a high percentage of nitrogen, but are deficient in organic matter which is necessary to build up the soil physically and feed plants properly over any length of time.

OUTPOST PLANT FOOD contains 75 percent organic matter and is made of things plants relish,—blood, bone, fish, cottonseed meal, *et cetera*. All these are not only rich in the necessary chemical elements, but are organic, and, as they decompose, feed the trees or plants over a period of months and add humus to the soil, leaving it in better physical condition. There are just enough chemicals added to begin feeding the plant immediately and give it the quick pick-up it needs.

Many states, including Connecticut and New York, require that samples of all fertilizers sold in the state, be submitted to the state Department of Agriculture for analysis. This analysis determines whether or not fertilizers come up to the standards claimed by the sellers. Since **OUTPOST PLANT FOOD** was first offered for sale, it has consistently tested higher and proved much finer than Outpost Nurseries claim it to be.

Trees, plants, and lawns are bound to do better if fed with **OUTPOST PLANT FOOD**.

5 lb. Bag	\$.50
25 lb. Bag	1.75
100 lb. Bag	6.00
500 lbs.	27.50
1000 lbs.	50.00
2000 lbs.	95.00

Larger quantities on application.



Special
Offerings



SPECIAL OFFERINGS

Because of surplus stocks, we are able to offer the following Deciduous and Evergreen Trees, when purchased in quantity, at special prices.

All material in the lists which follow is landscape grade, properly grown, and dug carefully.

Quotations will be made at once upon request.
(See attached card.)

FOR AVENUE AND DRIVEWAY PLANTING

(Deciduous Trees)

Acer dasycarpum

Silver Maple

Sizes 1½ to 3 inch caliper.

(Approximately 12 to 16 ft. high.)

Acer platanoides

Norway Maple

Sizes 2 to 4½ inch caliper.

(Approximately 12 to 18 ft. high.)

Ulmus glabra

Scotch Elm

Sizes 2½ to 6 inch caliper.

(Approximately 16 to 24 ft. high.)

FOR MASSING OR BANK COVERING

(Evergreen Trees)

Juniperus chinensis pfitzeriana Pfitzer Juniper
Sizes 6 to 9 ft. spread.

Pinus montana mughus Mugho Pine
Sizes 2 to 5 ft. spread.

FOR SPECTACULAR GROUPINGS

(Evergreen Trees)

Picea pungens kosteri Koster Blue Spruce
Sizes 14 to 18 ft. high.

FOR SCREENS AND WINDBREAKS

(Deciduous Trees)

Halesia tetraptera Great Silverbell
Sizes 5 to 8 ft. high.

Populus nigra italica Lombardy Poplar
Sizes 10 to 14 ft. high.

Prunus cerasifera pissardi Purpleleaf Plum
Sizes 6 to 10 ft. high.

Salix caprea Goat Willow
Sizes 6 to 10 ft. high.

FOR SCREENS AND WINDBREAKS (Cont.)

(Evergreen Trees)

- | | |
|---|-------------------------------|
| <i>Abies fraseri</i>
Sizes 6 to 12 ft. high. | Fraser Fir |
| <i>Chamaecyparis pisifera</i>
Sizes 4 to 8 ft. high. | Sawara Cypress |
| <i>Chamaecyparis pisifera aurea</i>
Sizes 5 to 9 ft. high. | Golden Sawara Cypress |
| <i>Picea canadensis</i>
Sizes 6 to 12 ft. high. | White Spruce |
| <i>Picea pungens</i>
Sizes 8 to 16 ft. high. | Colorado Spruce |
| <i>Pinus nigra</i>
Sizes 6 to 10 ft. high. | Austrian Pine |
| <i>Pseudotsuga douglasi</i>
Sizes 7 to 14 ft. high. | Douglas-Fir |
| <i>Thuja occidentalis pyramidalis</i>
Sizes 10 to 14 ft. high. | American Pyramidal Arborvitae |

FOR HEDGES

(Deciduous Trees)

Carpinus betulus European Hornbeam
Sizes 1½ to 4 ft. high.

Crataegus oxycantha splendens Paul Double Scarlet Hawthorn
Sizes 5 to 8 ft. high.

Fagus sylvatica European Beech
Sizes 3 to 8 ft. high.

Styrax japonica Japanese Snowbell
Sizes 4 to 8 ft. high.

(Evergreen Trees)

Chamaecyparis pisifera plumosa Plume Cypress
Sizes 3 to 8 ft. high.

Chamaecyparis pisifera plumosa aurea Golden Plume Cypress
Sizes 3 to 6 ft. high.

Chamaecyparis pisifera filifera Thread Cypress
Sizes 3 to 6 ft. high.

Chamaecyparis pisifera squarrosa Moss Cypress
Sizes 3 to 6 ft. high.

Juniperus communis hibernica Irish Juniper
Sizes 7 to 8 ft. high.

(Continued on page 148)

FIRST CLASS
Permit No. 5
(Sec. 384½, P. L. & R.)
Ridgefield, Conn.


BUSINESS REPLY CARD
NO POSTAGE STAMP NECESSARY IF MAILED IN THE UNITED STATES

2c—POSTAGE WILL BE PAID BY—

OUTPOST NURSERIES

RIDGEFIELD,

CONN.



HELPFUL SUGGESTIONS

About Planting

Start planting most sizes of shade, ornamental and fruit trees as early in the spring as the ground is workable — in the fall after a "killing" frost.

Start planting evergreen trees and broad-leaved evergreens, flowering shrubs, vines and perennials a little later in the spring — a month earlier in the fall.

Tea Roses are best planted in the spring — about April 20th if bare rooted — during May and June if potted.

Mature shade and ornamental trees having large balls of soil can be planted throughout the winter months.

Burlap covering balls of soil on balled and burlapped trees, should be removed before planting, if trees are of a size which can be handled easily.

Burlap on large balls of soil, if not entirely removed, should be freed of ropes and cut away as low down as possible after trees are set in planting holes and properly faced.

Fill planting holes with water after trees are set in place and half the planting soil has been replaced.

About Planting (Cont.)

After settling has taken place (20 minutes), fill in balance of soil, leaving this loose and slightly depressed toward the trunk of the tree.

On larger trees a water-retaining soil cup is helpful if placed just outside the ball area.

Guy tall trees with wire run through rubber hose where it contacts the tree.

This method is better than tramping soil tightly around the tree trunk, and it makes a more permanent stabilizer.

About Watering

In dry weather water **thoroughly** twice a week and allow the soil to aerate between each watering.

A hose, lying on the ground and running gently without a nozzle, for an hour or two will do a much better job than can be done by any other method.

Do not wet the foliage of plants during the heat of the day, as the sun may scald, causing discoloration, wilting or unsightly spots.

About Pruning

All shade, ornamental and fruit trees, as well as all flowering shrubs should be carefully pruned at time of transplanting.

About Pruning (Cont.)

Pruning can best be done after the material has been set and properly faced, as desired shape can then be determined.

No set rule can be given for pruning, as to the amount of growth to remove.

The principle involved is the correct balance between the root system and the top growth.

As the root system suffers a shock in transplanting, the feeding load should be lightened by reducing the wood in the top of the tree or shrub.

All types of trees and plants can and should be pruned (or sheared) to some degree, after established, to maintain compactness and vigor.

Balled and burlapped shade trees and flowering shrubs are more costly than bare rooted ones, but usually need somewhat less pruning when transplanted and therefore assume definite shapes more quickly.

Prune shade, ornamental and fruit trees in early spring as soon as severe weather has passed.

Mid-summer and fall blooming shrubs (types which bloom on new growth) should be pruned in early spring quite severely. The more new growth the more blooms there will be. Hybrid Tea Roses also come in this group.

About Pruning (Cont.)

Spring and early summer blooming flowering shrubs, climbing and shrub roses, should be pruned soon after blooming, in the summer months.

Evergreen trees of all types may be sheared with beneficial effect. This work is usually done in the late spring at the time that new growth starts.

The fine-foliaged evergreens should be sheared at the tips — the coarser types carefully clipped in and out in irregular outline, the cuts to be made just above branch whorls, where new growth will start.

About Spraying

There are many prepared sprays on the market. They are designed to do three things :

Kill chewing insects by a stomach poison.

Kill sucking insects (including forms of scale) by contact.

Control fungus diseases by application of a fungicide previous to or at the time of attack.

When fighting an infestation, results will be surer if you can determine which of the types of injury are involved and make sure your spray meets the situation.

LARGE TREE MOVING

In addition to the selection of Trees offered in this catalogue, **OUTPOST** is equipped to supply and plant, or transplant on your property, mature sizes of such trees as:

MAPLES

BIRCHES

OAKS

LINDENS

ELMS

SYCAMORES (Planes)

BEECH

APPLES

DOGWOODS

FIRS

CEDARS

SPRUCE

PINES

YEWS

ARBORVITAE

HEMLOCKS

(Continued on next page)

FIRST CLASS
Permit No. 5
(Sec. 384½, P. L. & R.)
Ridgefield, Conn.

BUSINESS REPLY CARD


NO POSTAGE STAMP NECESSARY IF MAILED IN THE UNITED STATES

2c—POSTAGE WILL BE PAID BY—

OUTPOST NURSERIES

RIDGEFIELD,

CONN.



LARGE TREE MOVING (Cont.)

With skill and efficient handling, we have simplified Large Tree Moving to a degree that makes it possible for you to save many years of waiting for small trees to mature, and we can plant such trees at a minimum cost.

An interesting and informative 24 page illustrated brochure entitled "Trees", is available on request.

If you have a problem involving the selection and proper placing of large trees, our representative in your section will gladly call by appointment, and discuss this problem with you, without obligation.

GENTLEMEN :

- Kindly send me your illustrated brochure on "Trees".
- Kindly have your representative call me for an appointment to discuss my planting problem.

Name

Address

.....

Phone No.

OUTPOST NURSERIES, Ridgefield, Conn.

GENERAL INDEX

	Page		Page
Abelia	103	Babysbreath	132
Abies	40	Baldcypress	35
Acanthopanax	68	Balloonflower	137
Acer	2	Baltic Ivy	114
Achillea	126	Barberry—Deciduous Shrubs..	72
Aconite	126	Barberry—Evergreen Shrubs..	103
Aconitum	126	Basswood	36
Actinidia	112	Bayberry	88
Adam's Needle	141	Beautyberry	75
Aesculus	4	Beauty Bush	85
Aethionema	126	Beebalm	135
Ageratum, Hardy	131	Beech	14
Ailanthus	4	Bellflower	129
Ajuga	126	Benzoin	72
Almond (Flowering)	90	Berberis—Deciduous Shrubs..	72
Althaea—Perennials	126	Berberis—Evergreen Shrubs..	103
Althea—Deciduous Shrubs....	83	Bergamot	135
Alumroot	133	Betony	139
Alyssum	126	Betula	5
Amelanchier	68	Bignonia	112
Amorpha	68	Birch	5
Ampelopsis	112	Bittersweet, Deciduous	113
Amygdalus	5	Bittersweet, Evergreen	114
Anchusa	126	Blackhaw	100
Andromeda	108	Bladder-Senna	76
Anemone	127	Blanket-flower	131
Anthemis	127	Bleedingheart	130
Apple (Flowering)	20	Bluebeard	76
Apple (Fruiting)	121	Bluebells, Virginia	135
Apple, Crab (Fruiting)	121	Blueberry	97
Apple, Dwarf (Fruiting)	123	Blue Spirea	76
Aquilegia	127	Bluet	133
Arabis	127	Boltonia	129
Aralia	68	Boston Ivy	112
Aralia, Fiveleaf	68	Bower, Virgins	113
Arborvitae	60	Boxwood	104
Arenaria	127	Bridalwreath	93
Aristolochia	112	Buckthorn	91
Armeria	137	Buddleia	74
Aronia	69	Buffaloberry	92
Arrowwood	98	Bugle	126
Artemesia	128	Bugloss	126
Asclepias	128	Burningbush	81
Ash	15	Bushclover	86
Ash, Mountain	34	Butterflybush	74
Aspen, Weeping	28	Butterflyweed	128
Aster	128	Buttonbush	76
Aster, Stokes	139	Buxus	104
Astilbe	128		
Aubrietia	129	Callicarpa	75
Avens	132	Calluna	104
Azalea—Deciduous Shrubs....	69	Calycanthus	75
Azalea—Evergreen Shrubs	103	Camomile	127

OUTPOST NURSERIES, Ridgefield, Conn.

GENERAL INDEX (Cont.)

	Page		Page
Campanula	129	Creeper, Winter	114
Campion	135	Crested Iris	134
Candytuft	133	Cryptomeria	45
Caragana	75	Cydonia	79
Cardinalflower	135	Cypress	41
Carpinus	7	Cypress, Bald	35
Caryopteris	76		
Catmint	136	Daisy, Painted	137
Cedar, Red	49	Daisy, Shasta	130
Celastrus	113	Daphne—Evergreen Shrubs ..	105
Centaurea	129	Daylily	132
Cephalanthus	76	DECIDUOUS SHRUBS	67
Cerastium	129	DECIDUOUS TREES	1
Cercidiphyllum	7	Deciduous Vines	112
Cercis	8	Delphinium	130
Chamaecyparis	41	Deutzia	79
Cherry, Cornelian	77	Devils-Walkingstick	68
Cherry (Flowering)	28	Dianthus	130
Cherry (Fruiting)	123	Dicentra	131
Chinese Lantern	137	Dictamnus	131
Chionanthus	8	Digitalis	131
Chokeberry	69	Dogwood—Deciduous Shrubs ..	77
Christmasberry	89	Dogwood—Deciduous Trees..	9
Christmas-Rose	132	Dogwood, Osier	77
Chrysanthemum	130	Doronicum	131
Cinquefoil	90	Douglas-Fir	57
Cladrastis	8	Dragonhead, False	137
Clematis	113	Dutchmans-Pipe	112
Clethra	76	Dwarf Apple (Fruiting)	123
Climbing Roses	118	Dwarf Iris	134
Clover, Bush	86		
Coffeetree	16	Edelweiss	134
Columbine	127	Elaeagnus	80
Colutea	76	Elm	37
Comptonia	77	English Ivy	114
Coneflower	137	Enkianthus	80
Coralbells	133	Erica	106
Coralberry	94	Euonymus—Deciduous Shrubs ..	81
Coreopsis	130	Euonymus—Vines & Ground ..	
Corktree	26	Covers	114
Cornelian-Cherry	77	Eupatorium	131
Cornus—Deciduous Shrubs..	77	Evening Primrose	136
Cornus—Deciduous Trees	9	EVERGREEN SHRUBS	102
Corylus	10	EVERGREEN TREES	39
Cotoneaster, Deciduous Shrubs	78	Evergreen Vines	114
Cotoneaster, Evergreen Shrubs	104	Exochorda	82
Crabapple (Flowering)	20		
Crabapple (Fruiting)	122	Fagus	14
Cranberrybush	99	False-Dragonhead	137
Crataegus	10	False-Indigo	68
Creeper, Japanese	112	False-Spirea	92
Creeper, Trumpet	112	FERTILIZER	142
Creeper, Virginia	112	Filbert	10

OUTPOST NURSERIES, Ridgefield, Conn.

GENERAL INDEX (Cont.)

	Page		Page
Fir	40	Heuchera	133
Fir, Douglas	57	Hibiscus—Deciduous Shrubs	83
Flax	135	Hibiscus—Perennials	133
Fleeceflower	115	Holly—Deciduous Shrubs	85
Fleecevine	115	Holly—Evergreen Shrubs	106
Flowering Almond	90	Hollygrape	108
Flowering Cherry	29	Hollyhock	126
Flowering Crabapple	20	Honeylocust	16
Flowering Peach	5	Honeysuckle—Deciduous	
Flowering Plum	28	Shrubs	87
Flowering Quince	79	Honeysuckle—Vines & Ground	
Forget-Me-Not	135	Covers	115
Forsythia	82	Hornbeam	7
Foxglove	131	Horsechestnut	4
Franklinia	16	Hosta	133
Fraxinus	15	Houseleek	139
Fringetree	8	Houstonia	133
FRUITS	121	Hybrid Tea Roses	118
Funkia	133	Hydrangea—Deciduous	
		Shrubs	84
Gaillardia	131	Hypericum—Deciduous	
Gasplant	131	Shrubs	84
Gayfeather	134	Hypericum—Perennials	133
German Iris	134		
Germander	139	Iberis	133
Geum	132	Ilex—Deciduous Shrubs	85
Ginkgo	16	Ilex—Evergreen Shrubs	106
Gleditsia	16	Indigobush	68
Globeflower	140	Inkberry	106
Golden Glow	137	Iris	134
Goldenrain-Tree	17	Ivy, Baltic	114
Goldflower	85	Ivy, Boston	112
Gordonia	16	Ivy, English	114
Grape Vines	124		
Groundcherry	137	Japanese Andromeda	108
GROUND COVERS, VINES..	111	Japanese Creeper	112
Gum, Sweet	18	Japanese Flowering Cherry..	29
Gymnocladus	16	Japanese Honeysuckle	115
Gypsophila	132	Japanese Iris	134
		Japanese Maple	2
Halesia	17	Japanese Snowball	101
Hamamelis	83	Japanese Spurge	115
Harebell	129	Jasmine	85
Hawthorn	10	Jasminum	85
Heath	106	Jetbead	91
Heather	104	Judas-Tree	8
Hedera	114	Juniper	45
Helianthemum	132	Juniperus	45
Heliopsis	132		
Helleborus	132	Kalmia	107
HELPFUL SUGGESTIONS ..	149	Katsura-Tree	7
Hemerocallis	132	Kerria	85
Hemlock	64	Kniphofia	134

OUTPOST NURSERIES, Ridgefield, Conn.

GENERAL INDEX (Cont.)

	Page		Page
Koelreuteria	17	Mountain-Bluet	129
Kolkwitzia	85	Mountain-Laurel	107
Lantern, Chinese	137	Mugwort	128
Larch	17	Myosotis	136
LARGE TREE MOVING.....	153	Myrica	88
Larix	17	Nannyberry	99
Larkspur	130	Nepeta	136
Laurel	107	Ninebark	90
Lavandula	134	Nyssa	26
Lavender	134	Oak	31
Lavender-Cotton	133	Oenothera	136
Leontopodium	134	Olive, Russian	80
Leopardbane	131	Oriental Poppy	136
Lespedeza	86	Osier Dogwood	78
Leucothoe	108	Oxydendrum	26
Liatris	134	Pachistima	108
Ligustrum	86	Pachysandra	115
Lilac	94	Paeonia	136
Limonium	135	Painted Daisy	137
Linden	36	Pansy, Tufted	141
Linum	135	Papaver	136
Liquidambar	13	Pasqueflower	127
Liriodendron	18	Peach (Flowering)	5
Lobelia	135	Peach (Fruiting)	123
Locust, Honey	16	Pearlbush	82
Lonicera—Deciduous Shrubs	87	Pear (Fruiting)	124
Lonicera—Vines & Ground		Pea-Shrub	75
Covers	115	Pea-Tree	75
Loosestrife	134	Pentstemon	136
Lupine	135	Peony	136
Lupinus	135	Peony, Tree	136
Lychnis	135	Pepperidge	26
Lycium	115	PERENNIALS	125
Lythrum	135	Periwinkle	115
Magnolia	19	Phellodendron	28
Mahonia	108	Philadelphus	88
Maidenhair-Tree	16	Phlox	136
Maltese Cross	135	Photinia	89
Malus	20	Physalis	137
Maple	2	Physocarpus	90
Maple, Japanese	2	Physostegia	137
Matrimony-Vine	115	Picea	51
Meadowrue	139	Pieris	108
Mertensia	135	Pine	54
Mistflower	131	Pink	130
Mockorange	88	Pinus	54
Monarda	135	Pinxterbloom	70
Monkshood	126	Planetree	27
Mother-of-Thyme	139	Plantainlily	133
Mountain-Andromeda	108		
Mountain-Ash	34		

OUTPOST NURSERIES, Ridgefield, Conn.

GENERAL INDEX (Cont.)

	Page		Page
PLANT FOOD	142	Shepherdia	92
Platanus	27	Shrub-Althea	83
Platycodon	137	Shrub-Roses	119
Plum (Flowering)	28	SHRUBS, DECIDUOUS	67
Plum (Fruiting)	124	SHRUBS, EVERGREEN	102
Polygonum	115	Siberian Iris	134
Poplar	27	Siberian Pea-Tree	75
Poppy	136	Silverbell	17
Populus	27	Smoketree	92
Potentilla	90	Snowball	101
Primrose	137	Snowbell	35
Primrose, Evening	136	Snowberry	94
Primula	137	Snow-In-Summer	129
Privet	86	Sophora	34
Prunus—Deciduous Shrubs....	90	Sorbaria	92
Prunus—Deciduous Trees.....	28	Sorbus	34
Pseudotsuga	57	Sour Gum	26
Pyrethrum	137	Sourwood	26
		SPECIAL OFFERINGS	144
Quercus	31	Speedwell	140
Quince (Flowering)	79	Spicebush	72
Quince (Fruiting)	124	Spiraea	92
		Spirea	92
Ramblers	118	Spirea, Blue	76
Redbud	8	Spirea, False	92
Redcedar	49	Spruce	51
Retinospora	41	Spurge, Japanese	115
Rhamnus	91	St. Johnswort	84
Rhododendron	109	Stachys	139
Rhodotypos	91	Statice	139
Rhus	91	Stephanandra	93
Rockcress	127	Stokes Aster	139
Rosemallow	133	Stokesia	139
Rose-Christmas	132	Stonecress	126
ROSES	117	Stonecrop	138
Rowan Tree	34	Styrax	35
Rudbeckia	137	SUGGESTIONS, HELPFUL ..	149
Russian-Olive	80	Sumac	91
		Summersweet	76
Sage	138	Sunrose	132
Salix	32	Sweetbay	19
Salvia	138	Sweetfern	77
Sandwort	127	Sweetgum	18
Santolina	138	Sweetshrub	75
Saxifraga	138	Sweet-Violet	141
Saxifrage	138	Sweet-William	130
Scabiosa	138	Sycamore	27
Scholartree	34	Symphoricarpos	94
Sea-Lavender	135	Syringa	94
Sedum	138		
Sempervivum	139	Tamarack	17
Shadblow	68	Taxodium	35
Shasta Daisy	130	Taxus	59

OUTPOST NURSERIES, Ridgefield, Conn.

GENERAL INDEX (Cont.)

	Page		Page
Tea Roses	118	Vaccinium	97
Teucrium	139	Varnish-Tree	17
Thalictrum	139	Veronica	140
Thorn	10	Viburnum	97
Thrift	139	Vinca	115
Thuja	60	VINES & GROUND COVERS	111
Thyme	139	Viola	141
Thymus	139	Violet	141
Tilia	36	Virginia Bluebells	135
Torchlily	134	Virginia Creeper	112
Trailing Roses	118	Virgins-Bower	113
Tree of Heaven	4	Walking-stick, Devil's	68
TREE MOVING	153	Wayfaring-Tree	99
Tree Peony	136	Weigela	101
TREES—DECIDUOUS	1	White Fringetree	8
TREES—EVERGREEN	39	Willow	32
TREES—FRUIT	121	Winterberry	85
Tree—Form Wisteria	116	Wintercreeper	114
Tritoma	134	Wisteria	116
Trollius	140	Wisteria, tree form	116
Trumpetcreeper	112	Witch-Hazel	83
Tsuga	64	Withe-rod	98
Tufted Pansy	141	Woolly Betony	139
Tuliptree	18	Yarrow	126
Tunica	140	Yellow-wood	8
Tunicflower	140	Yew	59
Tupelo	26	Yucca	141
Ulmus	37		



