

## **Historic, archived document**

Do not assume content reflects current scientific knowledge, policies, or practices.



# YATES' ANNUAL

ZINNIA TYPES SEE PAGE 29  
GIANT DAHLIA FLOWERED  
DWARF DOUBLE BEDDER  
LILLIPUT OR POMPONE

Suppl. 1939





*Start them young, with the right spirit and the right Seeds! Encourage them to grow their own; it provides a steadying influence in modern times' mad whirl, and an appreciation of Nature. They'll thank you for it later on.*



# SEASON 1939

**A NATION-WIDE SEED SERVICE . . .  
1000 LOCAL DISTRIBUTORS**

**Y**ATES' VEGETABLE and FLOWER SEEDS in packets are obtainable from those stores especially appointed in your town for the sale of same, and if the names of stores in your centre stocking Yates' Seeds are not known to you, please ask us. These stores will be pleased to also obtain for you supplies of nursery goods and farm and garden seeds by weight.

Write now for the name and address of the nearest distributor if not already known to you, and be sure to look for the name **YATES** on every bag, label and package delivered to you.

Your local Yates' Agent will be pleased to hand you a copy of this complete Garden Calendar Free.



## Complete Gardening Information

**This 146-Page Book Tells You!**

130 solid pages of information and 16 pages illustrations.

**HOW — WHAT — WHEN  
AND WHERE TO PLANT**

and the record pages help you to profit by your experience

New and revised edition posted anywhere for 1/-. Free copies of Garden Calendar and Catalogues enclosed if requested. This book answers thousands of questions concerning all branches of Gardening.

## Chapters or Articles on:


Soils  
Compost  
Green Manuring  
Seed Raising

Propagating  
Pruning  
Rockeries  
Lawns

Exhibition Growing  
Garden Planning  
Tennis Courts  
Greenhouses

Pest Control  
Recipes and Hints  
Gardening  
Calendar

# A FEW SUGGESTIONS ON RAISING FLOWER SEEDS



1

Most garden failures occur from the time you plant the seed until the tiny little seedlings are ready to transplant to the garden.

The rules for success are simple and are really only common-sense. The main essentials are warmth, even moisture, and protection from harsh winds, baking sunshine and scouring rains. A brief study of the hints below will assure you of success with all the popular flower seeds, and you can grow better strains, different varieties and colours of your own choice.

1—Suitable soil is important. Ordinary clean garden soil, lightened by the addition of sand and leaf mould, is sufficient to half fill the box, while the top few inches should be sieved.

2—Shallow boxes about 4 inches deep are the best, with the bottoms containing enough spaces to allow for free drainage. Tins or other watertight containers should on no account be used. The soil is filled into boxes as mentioned above and gently consolidated and levelled off with a straight stick. For large seeds shallow drills may be impressed in surface.

3—The filled seed boxes should be thoroughly wetted **before** sowing the seed. If only a coarse rose water-can is available, the watering may be done through a layer of scrim or sacking to prevent washing of the surface.

4—Now for the actual sowing; do not disturb wet soil. Scatter seed evenly along drills or with fine seeds, on surface. (To help even sowing of fine seeds they should be mixed with dry sand or soil.)

5—Very lightly cover the seed with dry sand or soil. A mere dusting is sufficient for fine seeds. Do not again water.

6—A sheet of glass should be placed on top of box and covered with a sheet of paper. These two coverings greatly assist germination by conserving moisture and maintaining an even temperature. Place box in a warm, sheltered corner, but not in full mid-day sun.


7—Immediately the tiny seedlings appear, remove paper shading and slightly raise one corner of glass to allow for ventilation. For watering see paragraph 9.

8—When seedlings are large enough to handle they should be pricked out (transplanted) two inches apart in similar boxes, which should be put in the open for increasingly longer times each day to harden off.

9—Watering is best done by immersing the whole box in tub and allowing the moisture to soak up. Overhead watering batters down the young plants and often induces wilt.




2




3




4




5




6




7



8



9



10

10—An Alternate and very simple method of seed raising. Small individual frames are improvised from old boxes; fruit cases are very suitable. Remove lid and knock out the bottom, leaving the four sides. Bury this about one-third of its depth in previously prepared fine friable soil. Water if necessary, sow the seed as explained in paragraphs 4 and 5, and cover with glass and paper as above. This method assures a more uniform supply of moisture, besides the necessary shelter.





# NOVELTIES and FLOWER SEED HIGHLIGHTS of 1939

## ANNUAL HOLLYHOCK

### INDIAN SPRING

A new variety, blooming in a few months from sowing. Semi-double blooms very freely borne, varying from bright rose to rosy-carmine. 1/6 pkt. See further particulars on Page 14.


## 2 NEW ICELAND POPPIES

(Both 1/6 pkt. See on Page 21).

### Charming Lavender Shades —

Entirely new colours, from deep to pale lavender.

**Red Cardinal**—The long-looked-for "Red." Large-sized scarlet crimson.



*Hollyhock: Indian Spring.*

## SCABIOSA

### BLUE MOON

Exceptionally long stalks bear fully double lavender - blue, conical-shaped flowers that last a week when cut. 1/3 pkt. See on Page 23.

## PHLOX GIGANTEA


### SALMON GLORY

Stated to be 1 1/2 inches in diameter, this new salmon and cream variety should prove outstanding. 1/6 pkt. See Page 21.


## CALLIOPSIS

### MAYFIELD GIANT


An Australian-raised, semi-double, bright yellow perennial. 1/- pkt. See Page 8.




*Iceland Poppy: Red Cardinal*



*Marigold: Red and Gold Hybrids*



*Scabiosa: Blue Moon.*




*Phlox Gigantea: Salmon Glory.*

## MARIGOLD

### RED AND GOLD HYBRIDS

A cross between tall African doubles and French, and inheriting from the former the large size and from the latter many of the wonderful colourings. Grows 2ft. and blooms in 60 days from seed. 1/6 pkt. See Page 16.



*Calliopsis: Mayfield Giant.*



# YATES' Choice Selected Strains

# Flower Seeds

**TRIED AND PROVED FOR NEW ZEALAND GARDENS**

## EXPLANATION OF ABBREVIATIONS AND TERMS USED IN THE FOLLOWING PAGES

In the following pages of Flower Seeds the different varieties are marked with reference letters, and by referring to the table below, the amateur will be able to plant them at the right time and to give them the most suitable treatment in sowing.

**H.A.**—Hardy Annual. Sow in Autumn or Spring.

**H.H.A.**—Half-hardy or tender Annual. Sow late in Spring.

**H.P.**—Hardy Perennial. Sow in Autumn.

**H.B.**—Hardy Biennial. Sow in Autumn.

**A.**—The seeds of these can be planted in the borders where the plants are to grow, thinning out to the proper distance apart. Or they can be raised in seed pans or nursery beds, and transplanted.

**B.**—Do not transplant well, and are best sown in the borders where the plants are to grow, thinning to the proper distances apart.

**C.**—Raise in pans, boxes, or sheltered nursery beds.

**D.**—Only suitable for raising under glass or frames. In the winter artificial heat would be required.

**E.**—Suitable for hot, sunny position.

**F.**—Do best in the cool districts.

**G.**—If grown in warm climates requires a shady position.

**Annuals**—Plants which complete their life span within a year. They require to be raised from seed every year.

**Biennials**—Plants which, being raised from seed one year, complete their life and die the next.

**Perennials**—Plants which live more than two years.

**Herbaceous Plants**—Those perennials whose stems die annually, while their roots continue alive in the earth.

**Early**—Applied to plants whose growing season is short, and which mature quickly. For this reason if late sowing becomes necessary an early sort usually does best.

**Late**—Applied to plants which take longer to complete their growth than other varieties of their species.

**Hardy Plants**—Are those with a vigorous constitution, which will thrive in the open ground without much care.

**Tender (or Half-Hardy)**—More generally applied to those which are easily killed by extreme cold. Many plants, such as Tomatoes, are tender in early Spring, but become hardy in warmer weather.

**Acroclinium (H.A.—A.)**—Ever-lasting hardy annual, effective in borders during the blooming season, and extremely valuable in a dried state for winter decoration. Height, 1ft.

**Roseum.**—Double; bright rose. 6d. per pkt., 1/- per ½oz.

**Agathea (H.P.—A.E.)**—Has charming blue Aster-like flowers. They like a sunny situation.

**Cælestis.**—Blue with yellow centre. 18in. 6d. per pkt., 2/- ½oz., 3/- ¼oz.

**Ageratum (H.A.—A.)**—One of the very best bedding and border plants, blooming from early summer until frost. The name Ageratum, meaning "very young," refers to its ever-blooming habit; it will remain fresh and perfect for a month outdoors, and considerably longer within. It is a popular favourite. Is excellent for borders and edgings, as the plants are bushy, neat and erect.

**Blue Cap.**—Quite an ideal plant for edgings. The large, dark blue flowers show up well above the small foliage. 4in. 6d. per pkt., 1/9 per 1-32oz.


**Imperial Dwarf Blue.**—6in. 6d. per pkt., 1/- per 1-16oz.

**Imperial Tall Blue.**—Valuable for cut flowers and florists' work; 2ft. 6d. per pkt., 1/- per 1-16oz.

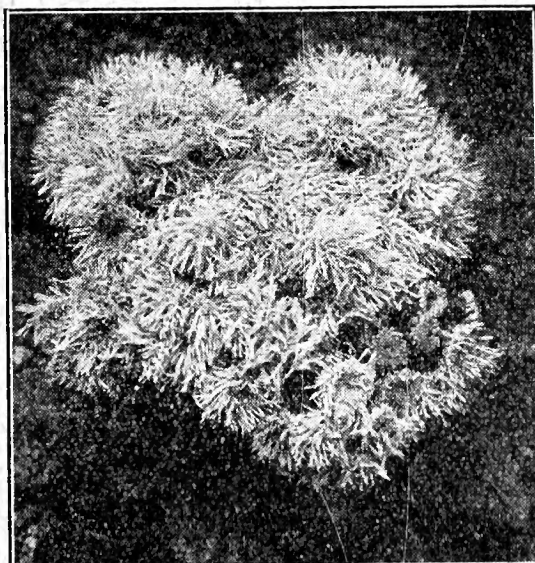
**Amaranthus (H.H.A.—A.E.)**—Magnificent border plants, with the most brilliant foliage. Should be sown during September, October, or November, when the ground is warm, in clumps where they are intended to grow; afterwards thin out, leaving the most promising for colour.

**Joseph's Coat, Tall Tricolour Improved.**—Yellow, red and green; very showy; 4ft. 6d. per pkt., 1/9 per ½oz.

**Mixed Hybrids**—6d. per pkt., 1/6 ½oz.



*Alyssum Procumbens as an edging is always in flower.*



*Ageratum "Blue Cap" grows only 4in. high and makes a beautiful blue edging.*

**Alonsoa (H.A.—A.)**—Largely used for greenhouse decoration. Sown in February, and grown steadily on, they make a surprisingly pretty display in October and November. 2ft. 6d. per pkt., 1/- per ½oz.

**Alyssum (H.P.—A.)**—A free flowering annual of great utility and beauty; easily grown and everywhere popular. It thrives in almost every soil and situation.

**Odoratum (Sweet Alyssum).**—White and very fragrant; 6in. 6d. per pkt., 1/- per ½oz., 1/9 per ¼oz.

**Lilao Queen (Compactum).**—A very pleasing change from the usual white sorts. 6in. 6d. per pkt., 1/- per ½oz., 1/9 per ¼oz.

**Saxatile.**—Produces a mass of golden flowers; very effective. 6in. 6d. per pkt., 1/- per ½oz., 1/9 per ¼oz.

**Alyssum Procumbens (Carpet of Snow)**—A very select strain, growing only about 2½ inches high. The blooms are massed, completely hiding all the foliage. 6d. per pkt., 1/- per ½oz., 1/9 per ¼oz., 2/9 per ½oz.

**Anchusa (H.P.—C.) Cape Forget-Me-Not**—A lovely border plant; does well in any soil with sunny situation. 2ft.

**Italica, Feltham Pride**—An improvement on the older types. It is not so straggly or so spreading in habit. The more compact growth is a decided advantage. Flowers larger and brighter blue. 1/- per pkt.


**Italica (Dropmore variety)**—Has intense gentian-blue flowers with white eye; particularly suitable for cutting. 6d. per pkt., 1/6 per ½oz.

**Blue Bird (Annual)**—Produces large heads of blue flowers, excellent for cutting. If cut back will flower a second time. Do well in moist conditions. 6d. per pkt., 1/3 per ½oz.


"It is only when we have tended them ourselves that flowers have things to tell us."

**Anemone (H.P.—C.F.)** — They are easily raised from seed. Sow in late summer and autumn. Bulbs—see in Autumn Reminder.

**St. Brigid, Yates' Prize Strain**—A distinct strain of most brilliant and striking colours, most of the flowers being semi-double; 12 inches high. 6d. per pkt., 1/- per large pkt., 1/9 per 1-16oz., 2/6 per ½oz., 3/6 per ¼oz.



*Calendulas keep on blooming for six months. See on Page 8.*



*Aquilegia: Yates' Derwent, long spurred*

**Aquilegia (Columbine) (H.P.—C.F.)** — These are amongst the most beautiful of all hardy perennials and thrive in a moist, open border. They do not give the best results till they are old-established plants. They are long-lived plants, but we would recommend that a small sowing be made each year to keep up a vigorous stock. 4ft. high. Sow January-February-March. In mild coastal climates sow in the spring to establish large plants for the following spring flowering.

**Yates' "Derwent" Long Spurred** — All Long Spurred types in a splendid mixture of colours. We have included in this the finest English exhibition strains. 6d. per pkt., 1/- large pkt., 3/- per 1-16oz., 5/6 per ½oz.

**Arctotis (African Daisy) (H.H.A.)**—Sow in early spring. Daisy-like flowers that thrive in full sun.

**Scapigera Hybrids**—Shades of yellow, orange, cream, salmon, etc. 1/- pkt., 3/- bulk pkt.

**Asparagus (Asparagus Fern) (H.P.—C.G.)** These hardy plants should be sown in autumn or spring in a cool, moist situation. As the seeds are very hard, they should be slightly nicked with a knife before planting.

**Plumosa nana.** — Dwarf upright habit, useful for growing in pots for table decoration. 1/- per pkt., 3/9 per ½oz.

**Sprengerii.** — A beautiful variety, very suitable for hanging baskets. 6d. per pkt., 3/3 per ½oz.

**Plumosa.** — Ordinary climbing variety. See Vines and Creepers, Page 41.

**Aubretia (H.P.—C.) Cultivation.** Sow in spring or summer in prepared bed in open ground or seed boxes. Transplant when in third or fourth leaf to where intended to flower the following year. They are great favourites for spring bedders, rockeries, etc., as they are bright, perpetual bloomers; 4in. high.

**New Large Flowered Hybrids.**—Beautiful colours and large flowers saved from named varieties. 1/- per pkt., 3/9 per 1-16oz., 5/6 per ½oz.

**Graeca.**—Pale mauve. 6d. per pkt., 2/- 1-32oz., 3/- per 1-16oz.

**Auricula** These plants grow best in partial shade, and in climates where English fruits thrive. They love a moist, cold situation. The seed should be sown during February, March or April, in a seed pan kept in a cool, shady frame; afterwards transplant to boxes or nursery beds. 6in.

**Alpine Triumph.**—Blooms are of an immense size and contain a very great number of colours ranging from dark crimson-scarlet through pink and terra-cotta to primrose and cream shades. 1/6 per pkt.

## ANTIRRHINUM or Snapdragon

H.P.A.—Main Sowings should be made in the Autumn.

### Rust-Proof

**University of California de Luxe Mixture**—75 per cent. rust-proof. Plants are of compact habit, 20in. to 24in. high, and produce long spikes of bloom in a wide range of popular colours. 6d. per pkt., 2/6 per 1-16 oz., 3/9 per ½oz.

### Tom Thumb or Extra Dwarf — 6in. to 10in.

For carpet bedding, or for massing in the fronts of borders, the flowers are large, varied and bright in colour. To keep very dwarf for close bedding, pinch out the central spike.

**Rose Queen**—A striking border colour.

**Scarlet Queen** — A brilliant colour.

**Orange Queen**—A combination of yellow and orange, with reddish grey throat.

**Yates' Tom Thumb Varieties**, separate or in mixture. 6d. per pkt., 1/- per large pkt., 2/3 per 1-16oz., 3/6 per ½oz.

**Mr. A. P.**—, Palmerston North, writes on August 4th: "I have used your seeds for a number of years and with great results."

### Large Flowered Semi-Dwarf—1½ft.

The flowers are large and very showy, and continue in bloom for a long period.

**Crimson Queen.**

**Defiance**—Deep orange.

**Golden Queen**—Yellow.

**Gloria**—Rich, deep rose.

**Grenadier** — Orange, shading to gold.

**His Excellency** — Brilliant orange scarlet.

**Peerless Pink**—Cameo pink.

**Prima Donna** — Terra cotta with white throat.

Above 8 varieties each 6d. and 1/- per pkt., 2/- per 1-16oz., 3/- per ½oz.

**Collection** six varieties, distinct, Yates' selection, 2/6 pkt.

**Semi-Dwarf Mixed** — 6d. and 1/- pkt., 1/9 per 1-16oz., 2/9 per ½oz.

**Special "Brilliant" Mixed** — A blending of the most showy colours only. 1/- pkt., 2/3 per 1-16oz., 3/6 per ½oz.

### Giant Large Flowered Type—2½ft. to 3ft.

The majestic Giant Antirrhinums are particularly suitable for planting at the rear of borders, or between shrubs or other tall plants. Much more effective planted in clumps of separate colours.

**Brilliant Rose.**

**Golden Queen.**

**Cardinal**—Scarlet.

**Old Gold**—Deep tango, frilled.

**The Rose**—Frilled edges.

**Venus** — Soft pink, white throat.

Separate colours above: 6d. and 1/- pkt., 2/6 1-16oz.

**Yates' Giant Large-Flowered Varieties, Mixed**—As a combination of all the best colours, this mixture is second to none. Practically every shade of Antirrhinums is represented. 6d. per pkt., 1/- per large pkt., 2/- per 1-16oz., 3/- per ½oz.

**Tall Mixed**—A good range of colours. 3d. per pkt., 2/3 per ½oz.

**Special Offers**—One pkt. each of six distinct colours (Yates' selection), 2/6.



*Snapdragons thrive in heat and dry and bloom for many months.*

"A mass of flowers in a garden is like a tonic to hearts that grow tired"


ARTHUR YATES & CO. LTD.  
BOX 1109 - - AUCKLAND

# ASTERS

See colour photo. on back cover.

**HOW TO GROW—(H.H.A.—C.)**—The best results are obtained from September and October sowing. They require rich, well-manured, open soil, and to be kept well watered and mulched in dry weather. The Asters offered below are in many types (wherever possible), of a "wilt-resistant" strain, which is the only protection against the widespread stem-rot or wilt disease. We have tried Asters from every reputable grower in Europe and America, and we can say that no better strains are procurable.

*A typical plant of Yates' Giant Crego Aster, showing the plume-like flowers. This is our recommendation for private growers.*



## NOTES AS TO TYPES

The varieties of Asters generally grown can be divided, broadly speaking, into three main classes—those with long, flat petals (sometimes slightly recurved), which include the Yates' Giant Crego and Californian Giants; those with short, stiff, straight or slightly curled petals, such as Yates' Tasmanian Branching, American Beauty, and Heart of France.

**YATES' GIANT CREGO** (Wilt Resistant Asters). A splendid strain, sturdy growth, height, 2ft., well branched, with long, strong stems; flowers are exceptionally large, often over four inches across. We offer white, shell pink, rose pink, deep rose, crimson, violet, and azure blue. Each separate or mixed. 6d. per pkt., 1/- large pkt.

Collection of six separate colours. Yates' selection. 2/6.

Separate colours. 2/- 1/2oz., 3/3 1/2oz.

Mixed colours. 1/9 1/2oz., 2/9 1/2oz.

### YATES' TASMANIAN BRANCHING ASTERS (Wilt Resistant Strain).

They are well branched, and average two feet or more in height and, in their season, are covered with twenty to thirty blooms of the short, straight petalled type. We offer in separate colours: crimson, flesh pink, purple, coppery rose, azure blue and white. 6d. small pkt., 1/- large pkt.

Collection of five colours. Yates' selection. 2/-.

Separate colours. 2/- 1/2oz., 3/3 1/2oz.

Mixed colours. 1/9 1/2oz., 2/9 1/2oz.

**CALIFORNIAN GIANT ASTERS**—A strain of the Crego type, renowned for its robust habit and length of stem. The great size of flower and the long and sturdy stems make them of great value for floral work. We offer the following colours: Peach blossom, deep rose, light blue, dark purple, white. Separate or mixed. 6d. and 1/- pkt.

Collection of Three Colours (our selection).—1/3.

Separate colours. 2/- 1/2oz., 3/3 1/2oz.

Mixed colours. 2/9 per 1/2oz.

**AMERICAN BEAUTY ASTERS**—In season they are late, thus escaping the very hot weather. The flowers last very well, and are very large, and of full, short petalled type, and are carried on long stems, sometimes up to 24 inches. Plants are 2ft. to 3ft. high, and well branched. We offer the following colours: Crimson, coppery rose, flesh pink, purple, azure blue, and white. Each variety, or mixed. 6d. per small pkt., 1/- per large pkt.

Collection of Six Colours (our selection).—2/6.

Separate colours. 2/- 1/2oz., 3/3 1/2oz.

Mixed colours. 1/9 1/2oz., 2/9 1/2oz.



*Yates' Tasmanian Branching Asters are large flowered and heavy stemmed.*

**HEART OF FRANCE ASTER.**—A pure, ruby-red Aster, deepening a little with age, but retaining its purity of tone. The best red Aster introduced. The petals appear strikingly changeable, showing now a glow and sheen, now a soft, warm velvety texture. 6d. per pkt., 2/3 per 1/2oz., 3/6 1/2oz.

## NEW SUPER GIANT TYPES

The flowers of this Giant Race are extremely large and fluffy, measuring 4in. to 6in. in diameter. They are composed of abundant quantities of inter-laced plume-like petals, borne on heavy stems. Very early blooming. Height 2 1/2ft.

**Los Angeles**—Pure shell pink. 6d. pkt., 2/9 per 1/2oz.

**El Monte**—The only really large-flowered crimson; a perfect companion to Los Angeles. 6d. pkt., 2/9 per 1/2oz.

**YATES' GIANT MAMMOTH PAEONY FLOWERED.**—Fully double flowers borne on long, stout stems, with no laterals; 2 1/2ft. to 3ft. high. Mixed colours. 6d. pkt., 2/- 1/2oz.

**YATES' SUNSHINE ASTERS.**—Too new to be counted on to produce 100 per cent. true, some reverting to the anemone-flowered type and a few occasionally come single. The centre is made up of small, quilled petals in contrasting colour to the long, graceful outer petals of white, carmine, lavender, pink and violet shades. A graceful, lacy flower and a wonderful keeper when cut.

Mixed. 6d. per pkt., 2/- per 1/2oz., 3/- per 1/2oz.

**MIXED DOUBLE ASTERS.**—Good range of colours. 3d. per pkt., 1/4 1/2oz.

"Heart of France" Aster is the best red produced and the hardiest.

ARTHUR YATES & CO. LTD.  
BOX 1109 - - AUCKLAND

**Balsam** (H.H.A.—C.E.) To grow the best Balsams, they should be sown late in spring in nursery beds, and pricked off (when in rough leaf), and transplanted into their permanent positions.

**SPECIALITY: Yates' Superb Double Rose and Camellia Flowered.**—Extra fine mixture of both these classes in all colours. One of the finest summer flowering annuals. 2ft. 6d. per pkt., 2/- per ½oz., 3/- per ¼oz.

**Good Mixed.**—3d. per small pkt., 1/3 per ½oz., 2/- per ¼oz.

**Begonias** (H.H.P.—D.) Sown in the early spring under glass, they will, with good cultivation, flower during the ensuing autumn. See Yates' Garden Guide for instructions for cultivation.

**TUBEROUS-ROOTED BEGONIAS**

For Tubers see Page 31.

**Double, Finest Exhibition Strain.**—Every colour is represented, and the flowers are of the finest form. 1/6 per small pkt., 2/6 per large pkt., 7/6 bulk pkt.

**Pendula, for Hanging Baskets.**—Of trailing habit. Chiefly shades of red, rose, salmon and pink. 1/6 and 2/6 per pkt., 7/6 per bulk pkt.

**Single Exhibition.**—English grown. We also include in this a proportion of the crested and frilled types. 1/- and 2/- per pkt., 7/6 per bulk pkt.

**FIBROUS-ROOTED BEGONIAS**

For Outdoor Bedding.


Raised in the early spring, these will make a wonderful show with their foliage and flowers for two or three months during the late summer and autumn.

**Semperflorens, Mixed.**—Contains about ten of the best white, rose and red shades in mixture. 6d. per pkt., 3/- per 1-64oz.

**Brachycome** (Swan River Daisy) (H.A.—E.)

These are charming dwarf plants, with lovely Cineraria-like flowers; a native of Western Australia, and suitable for hot, dry, sandy situation.

**Iberidifolia.**—Mixed, white and blue; 6in. 6d. per pkt., 1/6 per 1-16oz., 2/3 per ½oz., 3/6 per ¼oz.



Brachycome revels in the heat; use it for dry aspects.

**Bellis Perennis** (Double Daisy)

(H.A.—P.C.) Hardy perennials, but are best treated as annuals and re-sown each autumn. They make excellent bedding plants; 4 inches.

**Yates' Prize.**—A Mixture of all the large flowering varieties and colours. 6d. per pkt., 1/- per large pkt., 2/- per 1-16oz., 2/9 per ½oz.

**Giant Dark Red (Monstrosa Tubulosa).** The best dark red double daisy. 1/- per pkt., 4/6 per 1-32oz., 7/- 1-16oz.

**Boronia Megastigma**

**The Sweet-scented Boronia (H.P.—C.F.)** Requires a sandy, peaty soil, and a cool, moist climate. Sow in a seed pan or box in a cool, shady situation. As these plants have a habit of dying out when they are a couple of years old, a small sowing should be made each season to keep up a vigorous stock. 1/- per pkt., 1/6 per 1-32oz., 2/9 per 1-16oz., 5/- per ½oz.



Calliopsis Tinctoria bears many-hued blooms in yellow, brown and mahogany shades.

**Calliopsis** (Coreopsis) (H.A. and H.P.—D.)

Very showy, hardy border plants they continue to bloom through the hottest weather, and are much prized for cutting. They are hardy annuals, except Lanceolata Grandiflora.

**ANNUAL VARIETIES**

**Drummondii.**—Yellow and crimson; 2ft. 6d. per pkt., 1/6 per ½oz., 2/6 ½oz.

**Tinctoria.**—A splendid mixture of yellow, brown and mahogany; 2ft. 6d. per pkt., 1/6 per ½oz., 2/6 per ¼oz.

**PERENNIAL VARIETY**

**Mayfield Giant.**—An Australian-raised variety and we thoroughly recommend it as a great improvement. Intense yellow. 1/- pkt., 2/3 per 1-16oz.


**Lanceolata Grandiflora.**—A lovely golden-yellow single flower, hardy perennial, excellent for cutting and borders; 2ft. 6d. per pkt., 1/6 per ½oz.

**Calceolaria** (H. H. P. — D.)

Lovely glasshouse perennials, with gorgeous coloured blooms. For cultivation, see Yates' Garden Guide

**Hybrida, Yates' Superb Strain.**—Mixed colours; a selection of all the finest exhibition sorts. Small pkt., 1/6; 2/6 per pkt., 7/6 per bulk pkt.

**CALAMPELIS SCABRA.**—See Creepers, page 30.



Golden Delight and "Orange Sunshine" Calendulas are both loose-petalled sorts.

**CALENDULA**

Florists' Strains of the Improved Calendula, or Pot Marigold:

(H.A.A.)—A free-flowering, dwarf, bushy annual. The bright coloured flowers are borne on long stems, and bloom continuously over an exceptionally long period. Height, 12-18 inches.

For French and African Marigold see Marigold.

**Golden Delight (Chrysanth).**—Is remarkable for its length of stem and the resemblance the flowers bear to the Chrysanthemum. Colour clear buttercup yellow. Excellent for cutting. 6d. per pkt., 1/9 per ½oz.

**Orange Sunshine**—A new and worthy mate to the popular Golden Delight. A vivid, penetrating light orange with the same loose form and dainty incurved petals. 6d. pkt., 1/9 per ½oz.

**Goldmine Mixture.**—Contains the two above loose-petalled varieties. 6d. pkt., 1/9 per ½oz.

**Campfire.**—Flowers unusually large. Borne on long stems. Colour brilliant orange with scarlet sheen with a full yellow centre. 6d. pkt., 1/9 per ½oz.

**Radio**—Petals strongly quilled, making the flower look globular. Colour deep and attractive orange. 6d. per pkt., 1/9 per ½oz.

**Orange King**—Vivid deep orange that is most fascinating and attractive. 6d. per pkt., 1/9 per ½oz.

**Golden King.**—A brilliant, glistening gold, the immense flowers are borne on fine stems. 6d. pkt., 1/9 per ½oz.

**Mixed.**—Containing choice varieties. 6d. per pkt., 1/6 per ½oz.

Collection of three varieties (Yates' selection) for 1/3.

**Canna** (H.P.—C.E.)

—Saved from a fine collection of named varieties of Tall Cannas. The colours range from pink through red to orange and salmon shades. It is advisable to chip away with a knife a piece of the skin of each seed to allow the entrance of moisture, otherwise the germination is very slow.

**Giant Hybrids.**—6d. per pkt., 2/- per ½oz.

For Plants.—See Yates' Nursery Catalogue.

Good Varieties are the Spice of the Garden

ARTHUR YATES & CO. LTD. BOX 1109 - - AUCKLAND

## Carnation (H.P. — C.)

Carnations are hardy perennials, and may be sown at almost any time of the year except in very hot weather. Autumn sowing will provide strong sturdy plants for spring and early summer blooming. To get good double flowers the best seeds only should be sown. Our choicest strains cannot be excelled. We have made a specialty of these plants. Sow in seed pans or boxes and shade from the sun. For a special article on the raising of Carnations from seed see Yates' Garden Guide. Two feet high. For Rooted Plants of named Carnations, see Autumn Reminder Catalogue.

### GARDEN OR BEDDING TYPE

All quick flowering and easily grown.

This class of Carnation is easily raised from seed and very free-flowering. They are by far the best for extensive bedding, being very fragrant, and continue in bloom for a long period; should be treated as annuals and re-sown every year.

#### YATES' GIANT BEDDING, Mixed.


A wealth of bloom in colours ranging from white and cream, through pink, rose and red, to violet shades, also including some of the fancy and striped varieties. Wiry stems carry lovely and fragrant blooms. 1/- per pkt., 3/9 per 1-16oz., 5/9 per ½oz.

**YATES' GIANT BEDDING, Separate Colours**—Red, rose, salmon and white. 1/- per pkt., 5/6 per 1-16oz.


**MARGARET, Giant Malmaison**—A good class for general border work and cut flowers. The plants are easily raised, and bloom in four to five months from sowing. **Mixed Colours.** 6d. per pkt., 1/- per large pkt., 2/6 per 1-16oz., 3/9 per ½oz.

**MARGARET, Good Mixed**—3d. per pkt., 1/9 per ½oz., 2/9 per ¼oz.

**CARNATION PLANTS**—Named Sorts. Obtainable from February to June, but the best planting out months are March and April. (See Yates' Autumn Reminder for particulars of sorts.)



*Candytuft: Giant Flowered Hybrids will bloom and flourish anywhere.*



*Carnations: Yates' Giant Bedding. The most free flowering and highly-scented strain of Bedding Carnations yet introduced. See previous column for description.*

**Candytuft (Iberis) (H.A.—A.)** Hardy annual border plants, very showy for massing or edgings in borders. The strains we offer are very superior. Sow in the autumn or early spring.

#### CORONARIA TYPE

This class produces long spikes with numerous flowers placed closely up the stem, as in the form of a hyacinth.

**Yates' Hyacinth Flowered (Empress)**—It has pure white spikes of great beauty and fragrance; 12in. high, 6d. per pkt., 1/9 per ½oz., 2/9 per ¼oz.

#### UMBELLATA TYPE

10in. to 12in.

This type produces long stems with a lot of small flowers bunched at the top. **Yates' Giant Flowered Hybrids**—Choice mixed; this is the finest strain of mixed Candytuft yet introduced; the heads of bloom are double the size of the old varieties. There are also several new and delicate shades, 6d. per pkt., 1/6 per ½oz., 2/6 per ¼oz.

**Rose Cardinal**—An outstanding colour for bedding work. 6d. pkt., 1/9 ¼oz.

**Fine Mixed**—For border planting; 12in. high. 3d. pkt., 1/6 ¼oz.

#### PERENNIAL CANDYTUFT

**Gibraltarica**—Very large flowered. A beautiful tint of lilac, shading off to white. 10in. 6d. pkt., 3/6 ¼oz.

**CANARY CREEPER**—See page 30.

**CAPE FORGET-ME-NOT**—See *Anchusa*. Page 5.

**CAPE PRIMROSE**—See *Streptocarpus*. Page 23.

**CARDINAL CREEPERS**—See Page 30.

**CARDIOSPERM HALICACABUM**—Page 30.

**CAT'S CLAW**—See *Bignonia*. Page 30.

## Canterbury Bells

(*Campunala Medium*) (H.B.—C.F.)

—Very handsome favourite border plants. They are hardy biennials, and are best sown in February, March, or April; they will then flower in the following spring. Our seed is saved from the most brilliant coloured varieties. They thrive best in cool climates.

**Annual Mixed (New)**—Will bloom in less than 6 months from seed. Plants 2ft. to 2½ft. high, bearing 6 to 8 flower spikes. 6d. pkt., 2/6 per ¼oz.

**Single**—White, blue and rose shades, mixed colours; 24in. 6d. pkt., 3d. per small pkt., 1/3 per ¼oz.

**Double**—All the best colours mixed; 24in. 6d. per pkt., 2/- per ¼oz., 3/3 per ¼oz.

**Semi-Double, Calycanthera (Cup and Saucer)**—This is the most beautiful type of this grand old-fashioned flower. It differs from the ordinary type in having an extra large calyx, which is of the same colour as the flower, giving the appearance of a cup and saucer. 6d. pkt., 2/- per ¼oz., 3/- per ¼oz.




*Canterbury Bells: Left, semi-double (cup and saucer); right, single blue.*

## Celosia (Feathered Cockscomb.) (H.H.A.—B.E.)

—Stately border plants with gorgeous feathery blooms of the most glowing colours. They are half-hardy annuals, and should be raised in their permanent position when frosts are over for summer bedding. They are of easiest culture, requiring plenty of moisture, rich soils, and lots of warm weather. They are extensively used in parks and large gardens, and require a sunny situation. 3ft. to 4ft. high.

**Thompsoni Magnifica (mixed)**—A fine strain containing all the best colours, including crimson, scarlet and gold. 6d per pkt., 1/6 per ½oz., 2/3 ¼oz.

Carnations from seed give best results if you grow Yates' Giant Bedding **ARTHUR YATES & CO. LTD.**  
BOX 1109 - - AUCKLAND



Cornflower "Jubilee Gem," a new dwarf type of an old favourite; see under *Centaurea*.

**Centaurea** (H.A.—A.) (Corn Flowers and Sweet Sultans)—Easily grown and continue in flower for a long time if sown in the autumn.

**CYANUS TYPE.**—Cornflower; about 3ft. high.

**Jubilee Gem.**—A compact plant literally covered with vivid double blue flowers. Distinct foliage forms a tufted mass of bright green; see photo. 6d. pkt., 2/9 per ½oz.


**Rose Beauty.**—Colour, clear, bright rose. 6d. pkt., 1/9 per ½oz.

**Blue King.**—Deep blue, semi-double; 2ft. 6d. pkt., 1/9 per ½oz.

**Double.**—Mixed. 6d. per pkt., 1/6 per ½oz., 3d. per small pkt.

**SWEET SULTAN TYPE.**—Quite distinct from the Cyanus type; grows about 2ft. high.

**Imperialis (Giant Flowering Sweet Sultans).**—Blossoms three to four inches across. Most deliciously fragrant. Colours vary from glistening white and yellow, through shades of red to crimson, and in blues from silvery lilac to royal purple. Excellent for cutting. Mixed colours. 6d. per pkt., 1/9 per ½oz., 2/6 per ½oz.



Sweet Sultan (*Centaurea Imperialis*) as a cut flower will often last for ten days or more.

**Cineraria** (H.H.A.—C.)—Cinerarias are tender annuals, suitable for glasshouse or bush-house. They should be sown in pans or boxes in summer or early autumn for winter and spring blossoming. In Auckland and Sydney and similar mild climates, in positions where they are sheltered from strong winds and too much sun, they bloom splendidly in the open ground. In such conditions they may well be alternated with Asters, the same rich soil and sheltered situations suiting both these plants equally well. This rotation will give a gorgeous show, both in spring and autumn.

**Yates' Large Flowered Branching**—See colour photo. on back cover. The plants, if well grown, will reach three feet, and will be almost as much across. They are very vigorous growers, well branched, and have thick leathery foliage. The flowers are large and of brilliant colouring. 2/- per pkt., 1/- per small pkt., 5/- per 1-32oz., 8/- per 1-16oz., 12/6 per ½oz.

**Good Mixed**—6d. per pkt., 3/6 per 1-32oz., 5/- per 1-16oz., 8/6 per ½oz.

**Cheiranthus** (H.P. — C.)—Hardy perennials which may be sown in autumn or spring.

**Allioni (Siberian Wallflower)**—15in. A brilliant orange-coloured variety strongly recommended for general bedding purposes. 6d. per pkt., 1/- per ½oz., 1/9 per ¼oz. (See illustration in colour on back cover.)

**Allioni "Golden Bedder"**—Deep golden yellow; sweet scented, long-lived flowers. They bloom much more profusely than the old popular Wallflowers; 18 inches. 9d. per pkt., 2/3 per ½oz.

**Chrysanthemum** Annual Type.

(H.A.—C.)—Very favourite family of border plants. They are all hardy and excellent for cutting. Should be sown in the autumn.

A distinct type, with Cosmos-like foliage, and only growing to a height of about 2ft. Excellent for cutting, and free-flowering.


**Tricolour Selected, Mixed.**—A class which has striking rings of rich colour on the petals and surrounding the black centres. The colours include yellow, apricot, velvety crimson, brown, and innumerable combinations. 6d. pkt., 1/9 per ½oz.

**Tricolour Mixed.**—3d. pkt., 1/3 per ½oz.

**Clanthus** (H. P. — B.)—Beautiful hardy plants, worthy of a place in any garden. They all do best if sown where intended to remain.

**Dampieri (Sturt's Desert Pea).**—Thrives in dry, poor, sandy soil. It is a native of the dry Australian interior, and it requires somewhat similar conditions to bring it to perfection. Seed requires soaking in hot water before sowing; they will not transplant. The flowers are brilliant deep crimson, black centre. 2ft. 1/- per pkt., 1/9 per 1-16oz., 2/6 per ½oz.

**Puniceus (New Zealand Glory Pea or Kaka Beak).**—A splendid hardy perennial, trailing or climbing flowering shrub, growing 6ft. to 10ft. high, with gorgeous crimson flowers. 1/- per pkt., 1/6 per ½oz.



Cinerarias in a bed provide probably the most striking contrasts of any flowers.

**Clarkia** (H.A.—A.)—Our strain of this hardy annual will produce large percentage of double flowers, the dainty colourings of which will harmonise in any setting. The flowers are formed in crinkly rosettes on the long stems in the manner of peach blossoms. They should be well staked and sheltered from strong winds, as they grow to a height of about 2½ft., and the root growth is very shallow. Sow in the spring or autumn.

We offer the following selected colours:—

**Apple Blossom**—Pink.

**Brilliant**—Bright carmine-rose.


**La France**—A delightful pale salmon tint.

**Queen Mary**—Lovely rose.

**Vesuvius**—Orange scarlet.

**Each Colour**—6d. per pkt., 1/9 per ½oz., 2/9 per ½oz.

**Choice Mixed Colours**—6d. per pkt., 1/6 per ½oz., 2/6 per ½oz.



No flowers of summer are easier to grow than single annual Chrysanthemum "Tricolour."

## Cockscomb (H.H.A.—C.E.)

—Half - hardy annuals, and are amongst the best summer bloomers we possess. Sow in the spring, in warm situations or frame. 12in. to 18in.

**Good Mixed**—Several shades, including crimson, yellow, salmon and gold. 6d. per pkt., 3d. per small pkt., 2/6 per 1-32oz., 3/9 per 1-16oz., 5/9 per ½oz.

**For Feathered Cockscomb** — See *Celosia*.

**COBAEA SCANDENS**—See *Creepers*. Page 30.

**CONVOLVULUS (Morning Glory)**—See *Creepers*. Page 30.

## Coleus (H.A. — D.E.)

—The seeds should be sown in the early spring, under glass, or on a hot bed. When large enough and the weather is warm, they may be planted out, or moved into larger plots when wanted for specimen plants.

**Yates' Special Exhibition** — For a choice strain of these favourite foliage plants we recommend highly the seed we now offer. They range from the gorgeous large-leaved exhibition varieties to the fringed and the smaller-leaved sorts, which have such brilliant colouring. In cold climates they should be grown in pots under glass or in a warm, sheltered corner. 1/6 per pkt., 3/9 per 1-64oz.

## Cornflower

See under *Centaurea*.

## Cosmos (H.A.—A.E.)

—The *Cosmea* is one of the finest autumn flowering plants. Sow in spring.

**Extra Early Flowering Double**—The plant grows to a height of about 3ft., and should produce about 75 per cent. of doubles from seed. In hot climates good results may be obtained by late sowing.

**Mixed Colours**—9d. per pkt., 1/6 per 1-16oz., 2/6 per ½oz., 4/- ½oz.

**Double Late Flowering**—The flowers vary considerably in their degree of doubleness. When planting out, select plants with the coarser foliage; these are the doubles. This strain contains both pink, white and crimson in mixture.

**Mixed Colours**—6d and 1/- per pkt., 1/6 per ½oz., 2/3 per ½oz.

**MAMMOTH PERFECTION, Single**—The flowers are white, crimson, and rose; immense size. H.A. 5ft.

**Mixed Colours**—6d. per pkt., 1/9 ½oz., 2/9 1oz., 3d. small pkt.

### KLONDYKE "ORANGE FLARE"

—18 inches. Selected from the well known Klondyke, this variety blooms much quicker. The vivid orange blooms on long, wiry stems, are well adapted for cutting. Height, 3½ft. 6d. pkt., 2/- per ½oz., 3/3 per ½oz.

## Cynoglossum (H.A.—C.)

—A pretty little perennial suitable for borders; somewhat like Forget-Me-Not. 2ft. **Amabile**—Blue flowers. 6d. per pkt., 1/- per ½oz.



*Klondyke Cosmos: Orange Flare*

*The Klondykes are quite distinct from the ordinary Cosmos types. About 18in. tall, they are unaffected by high winds, and the brilliant orange blooms deserve to be better known.*

## Cyclamen (H.H.P.—D.)

—These beautiful bulbous plants make a splendid show in the glasshouse or bush-house during the early spring. They can be sown either during autumn or spring in pans, and should be kept growing till they flower, after which they go to rest. It is advisable to make a sowing every year to get the best results. They are best grown in a cool frame, and should always be kept close to the glass; they do not require artificial heat. For further cultural directions, see "Yates' Garden Guide." For prices of bulbs, see "Autumn Reminder."

**Persicum Giganteum**—A superb strain of mixed colours, from the leading English growers. This is the best strain for general cultivation, and contains every colour. 1/6 per pkt., 6/- per bulk pkt.

**Butterfly (Papilo)**—A splendid mixture. The petals are very broad across the top, the edges being gracefully waved and curled, and brilliantly coloured. 2/- per pkt., 6/- per bulk pkt.

**Mrs. Buckstone**—This variety produces the largest flowers of all Cyclamens, averaging 2½ inches across. Beautifully crimped. Salmon flowers freely produced. 2/- per pkt., 6/- per bulk pkt.

**Royal Rose**—A free-flowering large pure rose pink. 2/- pkt., 6/- bulk pkt.

**FOR CORMS, SEE YATES' AUTUMN REMINDER or NURSERY CATALOGUE.**



**Yates' Concentrated Garden Manure—Plantonic**

**The Plant Tonic of the Century.**

See particulars on page 64.

## Dahlias (H.P.—C.)

—Very easily raised from seed, and, if sown in the early spring, will bloom the first season. For plants and tubers, see Dahlias in Nursery Catalogue.

**Unwin's Ideal Bedding Mixed**—About 24in. high and exceedingly free flowering. The semi-quilled flowers are borne on stiff, wiry stems well above the foliage. The colour range is wide, and they make a wonderful bedding display. 9d. per pkt., 2/6 bulk pkt.

**Single Coltness Hybrid Improved**—Height, 18in. Valuable for bedding. Each plant develops into a neat specimen, 12in. to 18in. in diameter. 6d. per pkt., 2/6 per 1-16oz., 3/9 per ½oz.

**Coltness Scarlet**—Bedding, 6d. per pkt., 2/6 per bulk pkt.

**Double Mixed**—A mixture of seed saved from named varieties of Paeony, Cactus and Double Show types. The resulting seedlings produce many variations of those types. 9d. pkt., 2/6 and 4/6 bulk pkts.

## Delphinium (H.P.)

—The seeds should be sown in February, March or April. When large enough, transplant into rich, moist soil in sheltered positions; they will then flower six months later, either in autumn or spring.

**Yates' Extra Select Perennial Hybrids (3 to 5ft.)**—Saved from a fine collection of named Delphiniums. The flowers are of a great many beautiful shades, from sky-blue to a rich dark blue and purple, and include single, double and semi-double blooms in great variety. 1/6 pkt., 2/3 per 1-32oz., 3/9 per 1-16oz., 5/6 per ½oz.

**Hybridum Perennial (mixed)**—6d. and 1/- pkt., 1/9 per 1-16oz., 2/6 per ½oz., 3/9 per ½oz.

**Blue Butterfly (Chinese Delphinium)**—A most distinct and neat growing variety, with fine feathery *Cosmos*-like foliage, and freely producing loose spikes of exquisite blooms, which last a long time cut. Height, 2½ft. **Gentian (Dark), Blue, Azure Blue.** Each colour: 6d. per pkt., 1/6 per 1-16oz., 2/- per ½oz., 3/- per ½oz.

**ANNUAL DELPHINIUM**—See *Larkspur*.



*Delphinium—"Yates extra select perennial hybrids" are saved from the cream of named varieties.*



*Dianthus, with its great diversity of colourings and ease of culture, is one of the best of bedding plants.*

**Dianthus** (H.B.—A.E.)—Dianthus are amongst the best flowering plants we have, and although they are actually biennials, if cut back severely before seeding, they will last much longer; but, to get the best results, fresh seed should be sown each year. They are quite hardy, and continue to bloom throughout the year. Sow in early spring or autumn 6 to 12 inches.

**Yates' Double Hybrids, Derwent Strain.**—A mixture of all the best varieties, continuously selected for their beauty of colour, size of flower, and compact habit. Specially selected at our Seed Farm, and cannot be excelled. 6d. per pkt., 1/- per large pkt., 2/- per ½oz.

**Yates' Single Hybrids, Derwent Strain.**—A very fine strain; extra large flowers of the richest colours and markings, many being deeply fringed. 6d. per pkt., 1/- per large pkt., 1/9 per ½oz.

**Chinensis (Indian Pink).**—Small, double flowers, of rich and varied colours. 6d. per pkt., 1/6 per ½oz.

**Mixed Singles**—3d. small pkt., 1/6 per ½oz., 2/3 per ½oz.

**PERENNIAL DIANTHUS**

**Cheddar Pink Hybrids**—A charming class of Rock Pinks for rock work, edgings, etc. They grow to a height of 8in. to 10in., and produce in abundance variously coloured blossoms, which are deliciously clove-scented. 1/- per pkt., 3/6 per 1-32oz., 5/9 per 1-16oz.

**DIANTHUS BARBATUS**—See Sweet William.

**Didiscus Coeruleus**

(Blue Lace Flower)—This is a native of Western Australia, which has become exceedingly popular with flower growers in the United States; indeed, it is described as one of their most popular annuals on account of the colour, which is a rare and exquisite shade of clear light blue. The plants grow from 18in. to 2ft. high. The foliage is graceful and the blooms, formed of a number of small florets, 2in. to 3in. across, are carried on long, stout stems. In mild climates this annual may be sown in early autumn and spring. In colder districts we recommend sowing in spring, when frosts are over. 6d. per pkt., 1/3 per ½oz., 2/- per ½oz.

**DOLICHOS (Varieties).**—See Creepers. Page 30.

**Dimorphotheca** (African Daisy)

(H.A.—C.E.)—It is a most profuse bloomer, and has a very neat branching habit, growing 12in. to 15in. high. The brilliant flowers have dark centres, the general effect when grown in masses being extremely fine. They like a sunny situation. Sow in the spring.

**Golden West**—Bright buttercup yellow. 6d. per pkt., 3/- ½oz.

**Salmon Beauty**—A useful new colour. 6d. per pkt., 3/3 per ½oz.

**Aurantiaca**—Brilliant orange. 6d. per pkt., 2/9 per ½oz.

**Aurantiaca Hybrida**—They vary in colour from pure white to reddish and bluish white tints, and include various shades of sulphur, lemon-yellow, beautiful salmon and salmon-orange. 6d. per pkt., 1/9 per ½oz., 3/- per ½oz.



*Each plant of Dimorphotheca is a mass of flowers for a long season.*

**Eschscholtzia** (Californian Poppy)

(H.A.—B.E.)—A very showy race of hardy annuals, which thrive in our dry, hot climate, and make a great show nearly the whole year round. Sow in the autumn or spring. One foot.

**Lovely**—Bright rose-pink, suffused salmon. 6d. per pkt., 2/- per ½oz., 3/6 per ½oz.

**Mauve Beauty**—A beautiful pure mauve. 6d. per pkt., 2/- per ½oz., 3/6 per ½oz.

**Orange Flame**—Vivid orange-scarlet. 6d. per pkt., 2/- per ½oz., 3/6 per ½oz.

**Ramona**—Pale, coppery-gold; petals are heavily fringed. 6d. per pkt., 2/3 per ½oz., 3/9 per ½oz.


**Scarlet Beauty**—Has the appearance when in bloom of a vivid scarlet tulip. 6d. per pkt., 2/- per ½oz., 3/6 per ½oz.

**Tango**—Bronzy-red, overlaid terra-cotta. 6d. per pkt., 2/- per ½oz., 3/6 per ½oz.

**Special Collection of One Packet each of Six Varieties** (our selection), 2/6.

**Choice Hybrids, Mixed.**—A very superior mixture of all the best and newest varieties as listed above. 6d. per pkt., 2/9 per ½oz.

**Good Mixed**—3d. per pkt., 1/3 per ½oz.



*Eschscholtzia (Californian Poppy).*

**Everlastings** See Acrolinium, Ammobium, Globe

Amaranth, Helichrysum, Rhodanthe, Statice. 6d. per pkt.

**Felecia** (Kingfisher Daisy)

(H.A.—C.)—A pretty little annual, very suitable for rock gardens or edgings. 9in. high.

**Bergeriana**—Bright blue. 1/- per pkt., 3/- per bulk pkt.

**Forget-Me-Not** (Myosotis Alpestris)

(H.P.—C.F.)—This old English favourite does best in a sheltered, moist border. Sow in the autumn. Hardy perennial; 9in.

**Blue**—The favourite colour. 6d. per pkt., 2/6 per ½oz.

**Mixed Colours**—Including white. 6d. per pkt., 1/3 per ½oz.

**Cape Forget-Me-Not**—See Anchusa

**Freesia** (H.P.—C.)—Sow in the

autumn. It will flower the first season from seed. For bulbs, see Autumn Reminder.

**Refracta Alba**—Pure white. 6d. per pkt., 1/3 per ½oz.

**Yates' Hybrids**—A choice strain of most varied colours, ranging from white through shades of yellow, orange and pink to deep magenta. 9d. per pkt., 2/3 per ½oz.

**Foxglove** (Digitalis)

(H.P.—A.F.)—Stately, hardy perennial border plants, very handsome in mixed borders. If sown in the autumn they will bloom in the following spring. 4ft.

**Large-Flowered Spotted.**—These are particularly large and beautifully spotted. 6d. per pkt., 1/3 per ½oz.

**Why have failures with flower seeds? 2 minutes study of page 1 may help you**

“A mass of flowers in a quiet garden is like a tonic to hearts that grow tired”





*Gaillardias are nearly always in bloom. The new all-red "Burgundy" is outstanding.*

**Gaillardia** (H.P. and H.A.—A.E.)—Very effective border plants. They do extremely well in our climate, and give a good show of bloom nearly all the year. They may be sown either in the autumn or spring. 15 to 24 inches high.

**PERENNIAL TYPE**

**Burgundy**—A most effective florist flower; the flowers are a shining wine red and are borne on long stems. 1/- per pkt., 3/9 per 1-16oz.

**Grandiflora Dazzler**—A highly re-selected florists' strain with large, dark rich red flowers with bright orange tips. 9d. pkt., 2/- ½oz.

**"Portola" Hybrids**—A new strain of perennial Gaillardias, bearing flowers of immense size. The colours range through shades of bronzy-red with the characteristic golden tipped petals. 9d. per pkt., 2/- per ½oz.

**Perennial Hybrids**—A very select strain grown at our Tasmanian Farm. They include several new tints and shades from almost pure orange to Indian-red, with innumerable intermediate shades; exceptionally large. 1/- per pkt., 2/- per ½oz.

**Grandiflora**—Finest mixed; a grand strain of this splendid hardy perennial; 18in. 6d. per pkt., 1/3 per ½oz.

**ANNUAL TYPE**

**Lorenziana**—Large, handsome, double-quilled flowers of red and yellow shades; hardy annual. 6d. pkt., 1/6 per ½oz.

**Picta, Single**—Mixed colours; hardy annual. 6d. per pkt., 3d. small pkt., 1/3 per ½oz.

**Geum Coccineum** (H.P.—C.)

Very pretty & showy perennial border plants. 18 inches. Sow in the autumn.

For named variety plants of these beautiful flowers, see Yates' Nursery Catalogue, issued in May.

**Mrs. Bradshaw**—Large red, semi-double, much the best variety, good for cutting. 6d. per pkt., 2/- per 1-16oz., 3/- per ½oz.

**Lady Stratheden**—It is almost identical with Mrs. Bradshaw in all but colour. It carries the same large flowers on well branching plants. The flowers are semi-double and of a bright golden-yellow. 6d per pkt., 2/- per 1-16oz., 3/- per ½oz.

**Gerbera** (African Daisy) (H.P.—D.E.)

Perennials requiring a warm, sunny situation, with well-drained light soil. In cold climates the plants should be protected in the winter season. For a special article on their cultivation, see Yates' Garden Guide.

**SPECIALITY: New Hybrids**—These hybrids include a great range of colours, from pure white through shades of pale yellow, red and salmon to orange-rose, scarlet and crimson. 1/- per pkt., 3/- per 1-64oz., 5/3 per 1-32 oz.

We also offer plants in our Nursery Catalogue.

**Gladioli** (H.P.—C.)

The seed we offer is saved from some of the best named sorts. They are easily raised from seed, blooming the second year if given a little attention.

**SPECIALITY: Yates' Giant Hybrids**—Mixed colours. 6d. per pkt., 2/- per ½oz., 3/3 per ½oz.

Bulbs of above during May, June and July: 5/- per doz., 35/- per 100. Postage extra.

**Primulinus Hybrids**—Orchid-like flowers, and bloom freely the first year. Mixed colours. 6d. per pkt., 1/6 per ½oz., 2/- per ½oz.

**Globe Amaranth** (Gomphrena)


(H.A.—A.)—Often known as "Bachelor's Buttons." Clover like heads of blossom of brilliant purplish red, soft pink yellow and white, often striped violet. Like other everlasting, they make splendid winter bouquets, and they also make a good show throughout the summer. Hardy annuals. Splendid for massing in beds or for ribbon borders. 12in. high. Sow in autumn or spring.

**Mixed Colours**—6d. per pkt., 1/- per ½oz., 1/6 per ½oz.


**Gloxinia** (H.H.P.—D.)

Lovely glasshouse bulbous plants, which in climates such as Auckland, or in warmer districts, do well in the bush-house, cool frame, or glasshouse. The seed should be sown in the spring or summer under glass in pans. For instructions, see Yates' Garden Guide.

**SPECIALITY: Yates' Prize Strain**—A very choice mixture of all classes, saved from named varieties. 1/6 per pkt., 7/6 bulk pkt.. For bulbs, see Page 43.



*Godetia: Sybil Sherwood is a really outstanding variety, with flowers of a glorious salmon-pink. They are easily grown.*



*Gerberas may be raised from seed, or plants are available named to colour in the late winter; see Yates' Nursery Catalogue.*

**Godetia**

Very pretty hardy annual border plants. In the warmer districts they should be planted in the autumn for spring flowering. They are most easily raised. The dwarf, compact varieties make splendid bedding plants. H.A.

**Kelvedon Glory**—Single, deep-glowing salmon-orange blooms of an intensity and vividness seldom seen in any flower. Plants are strong and very free blooming. 6d. pkt., 1/9 1-16oz., 2/6 per ½oz.

**Sybil Sherwood**—A glorious shade of salmon-pink blended with orange, the whole effect softened by a delicate white border. The plants are of robust growth, reaching a height of about 20in. Flowers last well when cut. 6d. pkt., 1/9 per 1-16oz., 2/6 per ½oz.

**Single Upright, Mixed**—Includes types such as Sybil Sherwood and embraces many colours. 18 inches. A splendid bedding strain. 6d. pkt., 1/6 per 1-16oz., 2/6 per ½oz.

**Tall Double Mixed**—A fine blending of the best colours, and makes a splendid show in the garden. 6d. pkt., 1/9 per ½oz., 2/9 per ½oz.

**Fine Mixed**—All the best shades. 3d. per pkt., 1/9 per ½oz.


**Gypsophila** (Fairy Grass or Baby's Breath)

(H.P. and H.A.) Hardy, graceful border plants, splendid for cutting for bouquets, and the best and most graceful foliage to mix with Sweet Peas or other flowers. The effect of the small, white Gypsophila is like a veiling over the brighter and larger flowers. They are best treated as annuals, and sown in the autumn; every bud will open in water. This should be much more largely grown. 2ft. to 3ft.

**Pacifica**—Perennial type, very useful for cutting. Flowers are larger than the Paniculata, of a lovely rose shade. 1/- per pkt.

**Paniculata**—White; perennial. 6d. per pkt., 1/3 per ½oz., 2/- per ½oz.

**Elegans**—White, rose, or mixed; hardy annual, flowers earlier than Paniculata. 6d. per pkt., 1/- per ½oz.



Ornamental grasses are invaluable for grouping with cut flowers, or even on their own make dainty and attractive decorations.

## GRASSES Ornamental

Nothing adds more grace to a bouquet or a table decoration than a few ornamental grasses with the flowers. When an assortment is planted, a supply is assured through the year. 6d. per pkt., 1/6 per bulk pkt., of any variety.

Special Collection of 4 varieties—1/8.  
Special Collection of 8 varieties—3/-.

**Agrostis Nebulosa.**—Graceful, hardy annual; 18in.

**Briza Minima, or Shivery Grass.**

**Briza Maxima.**—A larger variety of the above.

**Eragrostis Elegans (Love Grass)**—Hardy annual; 12in.

**Lagurus Ovatus (Hare's Tail Grass)**—Effective in bouquets; annuals; 18in.

**Pennisetum Longistylum.**—Handsome.

**Setaria Macrochæta.**—Splendid for bouquets.

**Tricholæna Rosea Erecta (or Red Top).** Hardy perennial, graceful feathery panicles; 18in.

**Selected Mixed.**—A fine thing for sowing in an odd corner of the garden, and will prove most useful for picking. 6d. per pkt., 1/- per ½oz., 1/9 ¼oz.



## Helichrysum (Straw Flower) (H.A.—A.)

Hardy annual everlastings, handsome border plants, also suitable for cutting. Sow in the autumn or spring; 2ft. high.

**Double Mixed Colours**—6d. per pkt., 2/4 per ¼oz.

**Heliopsis** Herbaceous perennial; large double golden flowers, long stems; about 3ft.

**Double**—6d. per pkt., 2/9 per ¼oz.

**Heliotrope (Cherry Pie) (H.P.—C.E.)** Hardy perennials. They are readily raised from seed, which should be sown in a pan under shelter. The fragrant blossoms are produced nearly the whole year round. 3ft.

**Mixed**—6d. pkt., 3/9 per ½oz., 5/9 ¼oz.

**Honesty (Lunaria) (H.B.—A.)** A handsome spring flowering border biennial. The shining silvery seed pods are much prized for winter decorations.

**Purple**—18in. 6d. per pkt., 1/3 per ¼oz.

**Hollyhock (Althæa) (H.P.—C.F.)** Hardy perennial plants, very stately and highly decorative in mixed groups. Sow in the autumn on a frame or sheltered seed bed; 6ft. high.

**Yates' Derwent Strain, Mixed.**—This is a very select strain saved from a specially fine assortment of Double Hollyhocks. The large spikes of double flowers are of brilliant colouring, and add a delightful old world touch to the garden. A very large percentage of the finest doubles may be expected. 6d. per pkt., 1/- large pkt., 2/6 per ½oz., 3/9 per ¼oz.

**Indian Spring (Annual)**—1939 Novelty. Blooms first season from seed and produces a very tidy plant of a central stem, and branches from about a foot above the soil level. The semi-double flowers vary from bright rose to rosy carmine and are very freely produced. 1/6 pkt.

**Hunnemannia (H.P.—B.E.)** Sow thinly, either in the autumn or spring, in the permanent beds, as this plant will not stand transplanting. Very suitable for cutting, as they last long in water. Do not overwater them, and choose a warm, sunny position.


**Fumarifolia.**—Glowing yellow, poppy-like, single flowers, fine for massing; 9in. 6d. per pkt., 1/6 ½oz., 2/6 ¼oz.

## Impatiens (Sultan's Balsam) (H.H.P.—C.)

Very attractive for house decoration or summer bedding; half-hardy perennial. Sow in the autumn or spring in seed pan or box.

**Holstii, New Hybrids.**—The colours include brilliant scarlet, dark velvety-violet, and pure white; 18in. 1/- per pkt., 3/- per bulk pkt.


**IPOMOEA (varieties).**—See Creepers Page 30.



A most effective summer hedge or specimen effect may be had with Kochia.

## Kochia Tricophylla

(The Mock or Summer Cypress) (H.A.—A.) It is grown for its ornamental foliage and shapely habit of growth. By mid-summer it has attained a height of 2ft. to 3ft. and a pleasing pyramidal shape, and of a vivid bright green shade, which changes to a rich russet-crimson in the autumn. 6d. per pkt., 1/- per ½oz., 1/9 per ¼oz.



Hollyhocks lining a fence or white cottage wall may easily produce an effect for an artist to paint.

At Left—

Straw Flowers (*Helichrysum*), besides their beauty when flowering in the garden, are much prized for dried winter decoration.

## Larkspurs (Annual Delphiniums)

(H.A.—A.) — Hardy almost anywhere. The finely cut, feathery foliage of soft green sets off to advantage the handsome long flower spikes of double blossoms. They bloom from early summer until autumn, and may be sown in the autumn or spring.

**Giant Imperial.**—A new and greatly-improved form producing more compact plants branching from the base with flower stems 3ft. to 4ft. long.

**Separate Colours.**—Each 6d. pkt., 2/6 ½oz. Blue Spire (outstanding), Carmine King (deep carmine rose), Exquisite Pink Improved (light pink), Exquisite Rose (rose pink), Lilac Spire (deep lavender), Los Angeles Improved (bright rose on salmon), White Spire (pure white)

**Collection of Five Varieties (Yates' Selection)** for 2/-.

**Rainbow Mixture (Giant Imperial Strain)**

An assortment of the choicest varieties. The predominating tints are soft pink, shades of mauve, rose and carmine. 1/- pkt., 2/9 ½oz.

**Finest Mixed Giant Imperial.**—6d. and 1/- per pkt., 2/3 per ½oz.

**Double Stock-flowered.**—The old type bushy plants about 2½ft. high and better for windy positions. Exquisite (salmon pink), rosy-scarlet and sky-blue. **Separate Colours or Mixed.** 6d. pkt., 2/- per ½oz.

**Stock-flowered (Good Mixed).**—3d. per pkt.

**Dwarf Rocket (Hyacinth Flowered)**—18in. Extra fine, suitable for bedding and massing.

**Mixed Colours**—6d. pkt., 1/6 per ½oz.

## Leptosyne (Great Winter Flowering Yellow Marguerite)

(H.A.—A.) It has brilliant light yellow flowers, very suitable for massing in borders, the plants being literally covered with great numbers of bright flowers, making it strikingly effective. They do best sown in the autumn for winter and early spring blooming.

**Maritima.**—Deep yellow; 2ft. 6d. per pkt., 2/- per ½oz.

**Golden Rosette.**—Bright butter yellow of perfect rosette form; the double blooms are truly outstanding in decorative value. Hardy and of easy culture. 1/- pkt.

**Linaria (Toad Flax) (H.A.—A.E.)** A very pretty family of graceful plants, thriving in hot, dry situations. They do remarkably well in rockeries and dry borders exposed to the sun. They succeed best sown in the autumn.

**Moroccana, Fairy Bouquet.**—Plants grow to 8in. Very compact in habit, large flowers in shades of rose, yellow, pink, lavender, carmine, red, violet, white, and salmon. Very floriferous. 9d. pkt., 2/3 per ½oz., 3/6 per ½oz.

**Moroccana Excelsior Hybrids.**—Is popular for edgings, massing and cutting for bunching. 1ft., 6d. pkt., 1/- per ½oz., 1/9 per ½oz.


## Linum (Flax) (H.A. and H.P.—A.)

**Lewisii (Perennial).**—Cornflower Blue. 6d. per pkt., 2/- per ½oz.

**Grandiflorum Coccineum.**—Glowing Crimson; annuals. 12in. 6d. per pkt., 1/- per ½oz., 1/9 per ½oz., 3d. small pkt.

## Livingstone Daisy (New) H.H.A.

(Mesembryanthemum Criniflorum). — A mass in bloom suggests a multi-coloured carpet, embracing tones of carmine, rose pink, buff, apricot, golden, lilac and primrose. They revel in hot, sunny positions, and are ideal for massing in beds, for edgings, rock gardens or crazy paths. 9d. pkt., 3/- per 1-16oz.



*Giant Imperial Larkspurs branch from the base and make a wonderful garden display.*

**Lobelia (H.A.—C.)** Raise in seed pan, preferably in the autumn.

### COMPACTA TYPE

**Compact habit suitable for edging.**  
**Mrs. Clibran.**—Dwarf; growing only 4in. high, compact growth, deep bright violet-blue, with distinct white eye. 9d. per pkt., 3/3 per 1-16oz.

**Crystal Palace, Compacta.**—Dark rich blue, dark foliage; 4in. 6d. per pkt., 1/3 per 1-32oz., 1/9 per 1-16oz.

**Erinus Blue.**—Four inches high. 3d. pkt., 2/- per ½oz.

**Pendula Sapphire.**—This type is very suitable for hanging baskets, window-box, or rockery work. Deep blue, with white eye. 6d. per pkt., 1/6 bulk pkt.



*The Famous Russell Lupins*

**Lupins (H.A. and H.P.)** Make the main sowing in early autumn to ensure winter blooms. Additional sowings may be made right through until August for successional flowering. Many beautiful effects can be worked out by combining together, in colour schemes, varieties of both the tall and the dwarf.

### TALL ANNUAL (2 to 4ft.)

A splendid range of charming colours is now available, and some of the varieties are beautifully perfumed.

**Pink Pearl.**—Shell-pink, shading to lighter pink at top; perfumed. 6d. per pkt., 1/- per ½oz., 1/9 per 1oz.

**Blue Gem.**—Rich, deep blue, with yellow centre; perfumed. 6d. pkt., 1/- per ½oz., 1/9 per 1oz.

**Menziesii (Sulphureus superbus).**—A pure buttercup-yellow. 6d. per pkt., 2/3 per ½oz.

Collection of above three sorts, 1/3.

**Mixed Hairy Foliage Sorts (small seeded)**—In pinks, blues, yellows, etc., and most resistant to slugs. 6d. pkt., 1/6 per ½oz.

**Mixed Smooth Foliage (large seeded)**—Includes pinks and blues. 6d. pkt., 1/- ½oz., 1/9 oz.

### DWARF ANNUAL (Mixed)

(About 1ft. tall.)

These form a distinct group for edging and massing and for use in combination with the Tall varieties for working out special effects. They are of dwarf spreading or semi-creeping habit. 6d. pkt., 1/9 per ½oz.

**BLUE ANNUAL LUPINS FOR GREEN MANURING.**—These are unexcelled for adding nitrogen and humus to the soil and smothering weeds. 4d. lb., 2/3 15lb., 7/9 bushel (60lb), carriage extra.

### PERENNIAL VARIETIES

**New Hybrid Polyphyllus.**—Long, handsome spikes in many beautiful shades of colour. Are excellent for cutting, and they do well in most of our gardens. 6d. per pkt., 1/10 per ½oz., 2/8 per ½oz.

**Russell Lupins.**—The most-talked-of introduction in flowers since "Golden Gleam" Nasturtium. Tried in New Zealand and is indeed a very marked advance on all previous perennial lupins. The size, form and colour range is exceptional, many colours being entirely new. 6d. pkt., 1/- large pkt., 3/- per ½oz., 4/6 per ½oz. (about 250 seeds).

## YATES' SPECIAL LUPIN MANURE

In conjunction with Mr. Geo. Russell, the originator in England of Russell Lupins, we (as N.Z. distributors) have formulated the perfect fertiliser for lowering Lupins. Apply sparingly on planting out, and as bushes advance in growth, work in soil round roots one tablespoon per plant; old plants up to ½lb. each. 9d. lb.; 7lb., 2/9; 14lb., 4/9. Larger quantities, see page 64.

# MARIGOLDS

(*Tagetes*) (H.A.—A.).—Old favourite hardy annuals. Very effective in mixed borders, and the dwarf varieties are particularly good for bedding. Sow in spring or autumn.

## ENGLISH or POT MARIGOLD

—See *Calendula*.

## Border or Edging Marigold—

See *Tagetes*. Page 27.

## TALL AFRICAN TYPE

2ft. to 4ft. Strains we offer are highly selected, and each plant will produce a tremendous crop of immense double blooms. Words cannot express the value of these showy annuals for cutting and indoor decoration.

**Red and Gold Hybrids** (tall giant flowered) (1939 Novelty) — An entirely new "break," being a cross between French and African Marigolds, and incorporates the size of the latter with many of the colours and combination of the former. The colours vary from solid red through stripings and markings to orange, and are 2 to 3 inches across. Blooms in 8 weeks from seed. Grows about 2ft. tall. 1/6 pkt.

**Chrysanthemum - Flowered Hybrids** — 3ft. tall, robust plants. Produce freely medium-sized double blooms which vary in form from an aster-type flower to the incurved *Chrysanthemum*. The loose formation is most attractive. Colours in all shades of orange and lemon. 1/- pkt.

**Gigantea Sunset Giants** — Vigorous plants. Flowers loosely formed, very full centred. Instead of the usual Marigold odour, a definitely sweet fragrance. Colour ranges from deep orange to lemon yellow, flowers attaining a size of 5in. to 7in. Height, 3ft. to 5ft. 9d. pkt., 2/9 per 1/2oz., 4/- per 1/4oz.



*Sunset Giants are a real outsize in Marigolds, and a good picking bloom.*



*Orange Prince, the improved type or the original tall African Marigolds, still merits attention even with the newer Guinea Gold and Sunset Giant types.*

## Golden Crown (Tom Thumb) 1938

Novelty—A dwarf form of the popular "Guinea Gold." Exceptionally free flowering and practically 100 per cent. doubles. This will make one of the finest bedding plants. 9d. pkt., 3/3 per 1/2oz.

**Guinea Gold**—Its hardy, free flowering habit, magnificent golden colour, and the artistically irregular formation of its double blooms make up a combination of attractive features seldom found in one kind of flower. 6d. pkt., 1/9 per 1/2oz., 2/6 per 1/4oz.

**Yellow Supreme**—Similar to the popular "Guinea Gold," except in colour, which is light lemon yellow. 9d. pkt., 2/3 per 1/2oz., 3/6 per 1/4oz.

**Orange Prince Improved**—Fistulosa or tight ball-shaped flowers. Glowing orange, well-formed, extra quilled, large blooms. 6d. pkt., 2/3 per 1/2oz., 3/6 per 1/4oz.

**Lemon Queen Improved**—Fistulosa or tight ball-shaped flowers. Similar to above, but an attractive shade of lemon yellow. 6d. pkt., 2/3 1/2oz., 3/6 per 1/4oz.

**African, Tall, Double Mixed**—A mixture of Orange Prince and Lemon Queen. Orange and lemon shades suitable for bedding. 6d. pkt., 1/9 1/2oz., 2/6 per 1/4oz., 3d. small pkt.

## TALL FRENCH TYPE

A distinct type from the above, greatly in demand by florists for posies and bouquet work on account of their full rich shades: 2ft. to 3 1/2ft.

**Royal Scot**—Large double mahogany and gold in symmetrical stripes. 6d. pkt., 1/9 per 1/2oz., 2/9 per 1/4oz.

**French Tall Double**—Mixed yellow and brown striped. 2ft. 3d. pkt., 6d. large pkt., 1/6 1/2oz., 2/6 1/4oz.

**Tall Tree Marigold**—A variety greatly in demand by florists for its beautiful rich shades. 4ft. 6d. and 1/- pkt., 2/3 per 1/2oz., 4/- 1/2oz.

**Josephine (Tall Single)**—Brown, with gold markings. 6d. per pkt., 1/6 per 1/2oz., 2/3 per 1/4oz.

## DWARF FRENCH TYPES


Particularly good for bedding and edgings.

**Monarch Strain**—Dwarf compact growth, very large, tight double flowers. Wide colour range, including combination of orange-bronze, yellow, and mahogany. 6d. pkt., 1/3 per 1/2oz., 2/- per 1/4oz.

**"Harmony"**—Distinctly different in form and colour of flowers. Cushion-like centre of golden orange, surrounded by four or five rows of brilliantly contrasting reddish-brown outer petals. Blooms early and profusely. 6d. pkt., 1/9 per 1/2oz., 2/9 per 1/4oz.


**Double Mixed (Russet and Gold)**—8 inches. Containing all the richest mahog-anys, browns, gold and lemons and many combinations of those colours. 6d. pkt., 1/6 per 1/2oz., 2/6 per 1/4oz.

**Single, Legion of Honour**—Yellow, blotched brown. 6d. pkt., 1/6 1/2oz.



*Blooms and foliage of Harmony Marigold are delightfully arranged naturally, in the garden or a bowl.*

Fall African Marigold, edged with Dwarf French Marigold, is very effective



*Night-Scented Stock (Mathiola Bicornis). Their sweet perfume alone is sufficient reason that they should be in every garden; the single stock-like blooms are mauve coloured.*

**Mathiola Bicornis** Night-Scented Stock (H.A.—A.)—Hardy annual. A very interesting and pretty lilac flower. After a shower or in the evening they emit a delightful perfume. They should be scattered about the garden. 1ft. 6d. per pkt., 1/3 per ½oz., 1/9 per oz.



*The unassuming blossoms of Mignonette, with sweet perfume, combine well with showier cut flowers that lack fragrance.*

**Mignonette** (Reseda) (H.A.—B.) Old favourites. May be sown in the autumn or spring in the borders they are to occupy. Do not transplant well. As the seed often misses, it is advisable to make two sowings from each packet at a short interval. The perfume is strongest when grown on poor soil. 9in. to 15in. tall.

**Yates' Selected Large-flowered**—Large spikes, of all shades from yellow to crimson. 6d. per pkt., 1/9 per ½oz., 2/9 per ½oz.

**Yates' Special Florists' Strain, Crimson Machet**—Has enormous spikes; an extra special stock. 6d. per pkt., 1/- per large pkt., 2/6 per ½oz., 3/6 ½oz.

**Old Large-flowering**—Very sweet-scented. 3d. per pkt., 1/3 per ½oz., 2/3 per ½oz.

**MEXICAN POPPY**—See Hunnemania.

**MEDEOLA (Smilax)**. — See Climbers. Page 30.

**MINA LOBATA**—See Creepers. Page 30.

**Mimulus** (Monkey Flower) (H.P.—C.F.G.)

A beautiful family of perennials; hardy in cool, moist climates, but in warm districts are best grown as annuals for early spring blooming. Sow in autumn, and treat the same as Pansy. They should be grown in the shade, and protected from hot winds. In hot climates they make excellent bushhouse plants. Twelve inches.

**Yates' Large - Flowered Hybrids**. — A splendid new strain of Hybrid Mimulus, very large-flowered and blotched with various shades of pink, red and copper. 6d. per pkt., 1/- per large pkt., 3/9 per 1-16oz.



**Musk** (Mimulus Moschatus) (H.P.) The seed is very fine, and should be sown on the surface of damp soil, and shaded. Should not be watered until the plants are a fair size, but may be kept moist by placing the pot in a dish of water occasionally. Transplant into 3in. pots. 6d. pkt., 1/6 bulk pkt.

*Linum Grandiflora Coccineum is one of the easiest plants to grow, and makes an extremely bright edging about 12in. high.*

See on page 15.

**Nemophila**

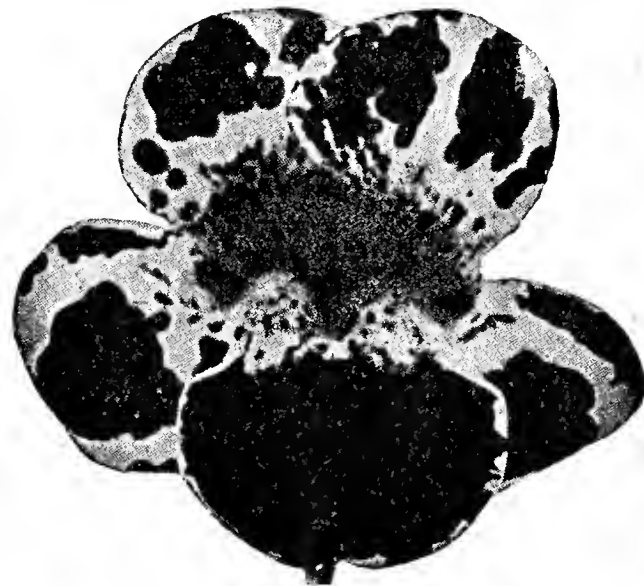
(H.A.—A.) Pretty dwarf hardy annuals, suitable for borders. Sow in the autumn or spring, where the plants are to bloom.

**Insignis**—Blue flowers, with white centres; 6in. 6d. pkt., 1/- per ½oz., 1/9 per ½oz.

**Nicotiana**

(Tobacco Plant) (H.H.A.) A lovely border plant, with tubular flowers, which are very fragrant. Half-hardy annuals. Sow in the late spring; 3ft.

**Hybrida Sanderae**—These contain a variety of rose and carmine shades. 6d. pkt., 1/6 bulk pkt.



*Mimulus give a magnificent show of beautifully spotted blooms.*

**Nierembergia**

(Cupflower) (H.P.—C.E.)—A constant bloomer, charming for open borders. We strongly recommend this plant, which should be more largely grown. Sow in autumn. **Frutescens**—Free flowering; bright blue. 18in. 6d. pkt., 3/9 per 1-16oz.

**N.Z. Glory Pea**


See *Cilianthus Puniceus*. Page 10.

**Nigella** (Love-in-a-Mist) (H.A.—A.F.)

Pretty and interesting. Old English border flowers, very suitable for cutting. Sow in the autumn or early spring; 18in.

**Miss Jekyll**—The flowers are double, and of a beautiful deep blue shade. 6d. pkt., 1/- per ½oz., 1/9 per ½oz.

A copy of Yates' Garden Calendar will be posted Free to any of your friends who would care for same.



*Love-in-a-Mist (Nigella): Soft, feathery foliage partly conceals the flower and gives to the plant a touch of mystery. Colour is cornflower-blue.*

Love-in-a-Mist (Nigella) is an old-fashioned favourite.

# NASTURTIUMS

(*Tropaeolum*) (H.H.A.—A.) Very valuable subjects, which give a wonderful show of bloom throughout the spring, summer and autumn. They flower best on poor, dry land, and should be sown in the autumn or early spring. In cold climates sow in spring.

## DOUBLE GLEAM VARIETIES—Excellent for Bedding and Window Boxes.

**Dwarf Double Gem Mixture.**—An evenly balanced range of cheerful colours on dwarf, compact plants. Totally without runners and sweet-scented double blooms. 6d. pkt., 2/- per oz.

**Dwarf Double Golden Globe.**—Identical in colour with the popular "Golden Gleam," its habit and true type blooms compare favourably; but truly dwarf and non-running. 6d. pkt., 2/- per oz.

**Golden Gleam.**—Golden yellow flowers, 2½ in. across, and throwing off a pleasing scent. Practically 100 per cent. double. The plant is of semi-trailing habit, and throws blooms well above the foliage, making a showy effect in beds. 6d. pkt., 1/9 per oz.

**Scarlet Gleam.**—Brilliant orange-scarlet, sweetly scented. In our trials the doubleness shows some variation. 6d. pkt., 1/9 per oz.

**Glorious Gleam Hybrids.**—A bright and free blooming mixture, embracing such shades as salmon, gold, cream, orange, terra-cotta, cerise, maroon, crimson, and scarlet—including many spotted variations of the above. Variable in type of doubleness. 6d. per pkt., 1/9 per oz.

## FOR EVEN SMALL GARDENERS

It's much more economical to buy your fertilisers in larger quantities. They do not deteriorate with keeping, and are always handy for use when needed. See Page 64 for full list.

## DWARF SINGLES

These are suited for border work, and make excellent windowbox plants. They are about 1ft. high.

**Tom Thumb Mixed.**—All the most beautiful colours. This is the best of the dwarf single mixtures. 6d. per pkt., 3d. small pkt., 1/3 per 1oz., 2/9 per ¼lb.

## CLIMBING SINGLES

These grow to a length of 10ft. or more.

**Yates' Matchless Mixture.**—The colours are very brilliant and varied, being selected from named sorts. 6d. per pkt., 1/3 per 1oz., 2/9 per ¼lb.

**Good Mixed**—3d. pkt., 1/6 per 2oz., 2/3 per ¼lb.



*The bushy plants of Nemesia Strumosa send up countless slender stalks crowned with bright flowers that in a mass provide a riot of colour.*

# NEMESIA


(H.A.—C.E.) A charming annual from South Africa, with pretty flowers of various colours, ranging from white to yellow, orange, brown and crimson and many other shades. The plants are hardy, and should be sown in the late summer or early autumn. They will then, in mild climates, bloom in the winter and spring in the open borders, making a good display. Very suitable for clumps and edgings. For best results with Nemesia, sow in February and again in August for summer blooming.

**Strumosa, Extra Selected Large Flowered.**—The flowers are very large and of the most brilliant colours, ranging through shades of orange, scarlet, crimson, rose, and innumerable others. **Mixed Colours**—6d. and 1/- per pkt., 2/10 per 1-16oz., 4/3 per ¼oz.

**Large Blue (Strumosa)**—A splendid self-colour for massing. 6d. pkt., 3/3 per 1-16oz.

**Grandiflora Compacta.**—A very dwarf variety; suitable for edgings; mixed colours. 6d. per pkt., 4/6 per 1-16oz.

**Blue Gem (Compacta).**—Flowers are a delightful soft azure blue. Excellent for edgings, window boxes, small beds, or for massing along the front of borders. We have seen some beautiful effects when bedded round Iceland Poppies; 6in. 6d. per pkt., 3/6 per 1-16oz.



*Nasturtium Dwarf "Double Golden Globe" has all the good points of "Golden Gleam," but does not run at all, and the same pretty semi-double blossoms stand up well above the dwarfer-growing foliage.*

---

**YATES' N.Z. GARDEN GUIDE, 130 pages. Twenty - second Revised Edition recently published. Written by keen, practical gardeners, to be easily understood. 1/-, Post Free.**

---

The modern Nasturtiums are a great advance on the old varieties

# PANSIES and VIOLAS

In Pansies, as with other lines, we are continually testing and comparing varieties, and we believe that our **Giant Exhibition and Garden Strains** are unexcelled for size, colouring and markings, and are equal to the best and most highly bred that can be obtained anywhere in the world. It should be understood the choicer strains of Pansies have not so much natural vigour, and both the raising of seed and the care of the plants require more than ordinary attention.

**Yates' Special Exhibition**—A magnificent strain of large French stained Pansies, vigorous in growth, flowers large and beautifully formed, of exquisite colourings, and regularly marked. 3/- per pkt., 6/3 per 1-32oz.

**Yates' Champion Fancy**—A magnificent strain, remarkable for their diversity of striking shades, as well as substance and size of blooms. Fine garden variety, 2/- per pkt., 5/- per 1-32oz.

**Yates' Large - Flowered Blotched**—Flowers of great size and substance, characterised by rich blotches of the loveliest deep and varied colours. 1/- per pkt., 3/3 per 1-32oz., 4/9 per 1-16oz.

**Yates' Superb Giant Mixed**—A very excellent strain of Giant Show and Exhibition Pansies, brilliantly marked, and of a great variety. 1/- per pkt., 2/9 1-32oz.

**Yates' Ruffled Masterpiece**—Large blooms with beautifully frilled petals. Flowers of excellent substance, large size, and of a full range of colouring. 1/- per pkt., 3/6 per 1-32oz.

**Cassiers' Fine Mixed**—Blotched Pansies of great richness. 6d. per pkt., 1/9 per 1-32oz., 2/9 1-16oz.

**Trimardeau Mixed**—These give a large variation of colour, and are early bloomers. 6d. per pkt., 1/9 per 1-16oz., 2/9 per 3/2oz., 3/9 per 1/2oz.

**Good Mixed**—Contains a good assortment of hardy varieties, which are easily raised and bloom freely over a long period. 3d. per pkt. 1/- per 1-16oz., 2/- per 3/2oz., 3/3 per 1/2oz.


## Yates' Bedding Pansies

Planted in masses in large clumps or in ribbon borders these give a magnificent show in the spring. The blooms are not so large as the ordinary Pansies, but are of strong, compact, upright habit.

**Emperor William.**—Ultramarine blue, with darker centre and deep eye.

**Golden Queen.**—Bright, pure yellow.

**Lord Beaconsfield.**—Deep blue, with the upper petals shading to silvery lavender.



*Gardeners who want Pansies that are really good must choose their strain and supplier with unusual care.*

**SPECIAL COLLECTION OFFER:**  
4/6 - Post Free  
One Packet each  
**YATES' SPECIAL EXHIBITION**  
**YATES' CHAMPION FANCY**  
**YATES' LARGE FLOWERED BLOTCHED**

**Mixed Colours.**—All colours and shades for bedding. All the above 6d. and 1/- per pkt., 2/- per 1-16oz., 3/- per 3/2oz., 4/6 per 1/2oz.

We would draw special attention to the Giant Winter Flowering types (*Hymalis*) listed under "Violas."

## VIOLAS

These are now one of the fashionable bedding plants, and every keen gardener will want to share in the pleasure and brightness they provide. This is a very hardy class, and remarkably free-flowering and long-lasting. The flowering season is longer than any of the Pansies, thus for bedding and border work they are of great value in our climate.

### GIANT WINTER-FLOWERING

This type are very precocious bloomers, and the flowers are more of the Pansy shape, and, besides making a bright garden show for six to nine months, are quite suitable for posies.

Six varieties below, and mixed, all 6d. and 1/- per pkt., 2/6 per 1-16oz., 3/9 per 3/2oz., 5/9 per 1/2oz.

**Celestial Queen.**—Sky blue.  
**Charm of March.**—Velvety-violet.

**Helios.**—Bright pure yellow.

**Mars.**—Ultramarine-blue.

**Snowstorm.**—Pure white.

**Winter Sun.**—Golden-yellow, with dark eye.

**Mixed Colours.**

### SMALL - FLOWERED BEDDING VARIETIES

For freedom of blooming and mass of colour, these are unsurpassed.

Two varieties below and mixed, all 6d. per pkt., 1/- per large pkt., 2/3 per 1-16oz., 3/6 per 3/2oz., 5/3 per 1/2oz., 12/- 1oz.

**Lutea Splendens.**—A distinct pure yellow.

**Blue Perfection.**—Blue.

**Mixed Colours.**—A choice mixture.



*Viola "Celestial Queen." Violas have not quite the pedigree of the pansies, but for wealth of bloom over a long period and bright colours, they are unsurpassed.*

Feeding Pansies with Plantonic produces tremendous Blooms

ARTHUR YATES & CO. LTD.  
BOX 1109 - - AUCKLAND

# Yates' Superb PETUNIAS

During the hottest and driest summer a bed, border or window box of these flowers provides the most brilliant shades of colour imaginable; they should be in flower by early December, and when frost comes they will still be making a brave display.

**CULTIVATION.** — (H.P. — A.E.) They are best treated as annuals, and may be sown in the open in a prepared seed bed or box in late spring. They will continue to bloom during the driest and hottest weather. See Yates' Garden Guide, 1/- post free, for further cultural directions.

**LARGE FLOWERED TYPES**  
(15in. to 18in.)  
**YATES' SUPERB EXHIBITION**  
and Fancy Mixed Single  
(Superbissima Grandiflora).

A large flowered strain of great substance, bearing a profusion of flowers, with wide open, beautifully veined throats. The flowers are blotched and marked in many rich dark and delicate light shades. A distinct class, perhaps the best of the large flowered Petunias for outdoor cultivation. 2/6 per pkt., 1/6 per small pkt., 7/6 bulk pkt.


**Yates' Single Fringed or "Fluffy Rufines"**  
—All the finest fringed varieties in mixture. Although not so large flowered as Superbissima, this strain is particularly attractive as the blooms are delicately fringed and ruffled. 1/6 per pkt., 4/6 per bulk pkt.

**Single Giants of California.** — A good large flowered strain from U.S.A. 1/- per pkt., 3/- per bulk pkt.

**Dwarf Giant Flowered.** — The most compact growing of the Large Flowered type. Very suitable for pot culture or edgings. 1/6 per pkt., 7/6 bulk pkt.

**LARGE FLOWERED BEDDING**  
**TYPES** (12in. to 15in.)

**SINGLE GRANDIFLORA.** — We have specialised in these and now offer a very superior strain with the largest size of blooms, and wonderful colours. These are large flowered self colours, not the extra large Superbissima class



*Pentstemon provides showy flower spikes up to 18in. long.*



*For a massed colour effect grow "Rosy Morn" Petunias; they're easy, too.*

and should not be confused with the latter. These are the best strain of Petunias for Bedding, Massing, and all Broad Effects. All colours, mixed. 1/- per pkt., 3/- per bulk pkt.

**SMALL FLOWERED BEDDING**  
**TYPES** (6in. to 9in.)

The varieties below all 6d. and 1/- per pkt., 2/6 per 1-32oz., 3/9 per 1-16oz., 5/9 per ½oz.

The following, although smaller flowers, will continue in bloom for a longer period than the choice strains mentioned. In addition they are more easily raised from seed. They are most effective when used for massed bedding or in a broad "ribbon edging" for large borders or circular beds.

**Pink Gem New Dwarf Petunia**—A neat compact plant literally smothered with deep pink blooms. A plant will carry as many as 25 to 30 blooms in flower at one time.

**Blue Bedder**—Bright mid-blue.

**Dwarf Rosy Morn**—Brilliant rose.

**Pale Blue (Silvery Lilac)**.—Dainty pale blue, with white eyes.

**Dwarf Viola**.—Very compact, free flowering blooms, deep violet.

**Special Offer.**—One packet each of three varieties (our selection), 1/3.

**Dwarf Mixed.**—Of compact bushy habit, and contains a proportion of the above named varieties as well as blotched and striped types, splendid for borders, pots and window culture. 6d. pkt., 2/- per 1-32oz., 3/- per 1-16oz., 4/6 per ½oz.

**Tall Mixed.**—A good strain for border planting, giving a large assortment of colours. 3d. per pkt., 6d. per large pkt., 1/6 per 1-16oz., 2/- per ½oz., 3/- per ¼oz.

**Pentstemon** (H.P.C.) — Extra choice, handsome, hardy perennial; splendid for borders, where they bloom continually through the spring, summer and autumn. They should be sown in the autumn.

**Gloxinia, Large Flowered Hybrids.**—A very brilliant large flowered strain, mixed colours. 1/- pkt., 6d. small pkt., 2/6 1-32 oz.

**Named Plants.** — See "Yates' Nursery Catalogue."

## Pea: Everlasting

(The Perennial Pea) (H.P.—A.) Most attractive dwarf creepers, or they may be grown as border plants by tying to a stake; excellent for cut blooms. Sow in autumn or spring.

**Mixed**—Contains red, rose and white. 6d. pkt., 3/2 per ¼oz.

**Lathyrus Pubescens (Argentine Perennial Pea)** — A magnificent, vigorous growing, climbing or trailing perennial pea, literally covered with long spikes of the most lovely pale violet flowers during the spring. Splendid for cutting. 1/- per pkt., 4/6 per ¼oz.

## Pelargonium

(H.H.P.—D.) Saved from the best named varieties only. Sown in seed pans, under glass, they will bloom the following year.

**Choice, Stage, Show and Fancy**  
—Mixed colours. 2/- per pkt., 5/- bulk pkt.

**Phacelia** (H.A.—A.) A low-growing, easily cultivated annual most suitable for edgings. Sow in autumn or spring, preferably where they are to remain.

**Campanularia.**—Rich green foliage, surmounted by clusters of bell-shaped flowers; colour is a vivid gentian blue relieved in the throat by prominent white anthers; height, 10in. 6d. pkt., 1/6 ½oz., 2/3 ¼oz.

## Physalis Francheti

(Chinese Lantern Plant, or Winter Cherry) (H.H.A.—C.) A showy annual, growing 2ft. high; the seed pods are extremely ornamental in the autumn; they change from brilliant yellow to scarlet, resembling a small lantern. 6d. per pkt., 1/8 per ¼oz., 2/6 per ¼oz.

## Platycodon (Wahlenbergia).

(Chinese Bell Flower). (H.P.—C.)—A dwarf perennial Campanula-like plant, with blue bell-shaped flowers growing one foot high. Sow in the autumn. 6d. per pkt.

**PASSION FRUIT VINE**—See Page 30.

**PHASEOLUS CARACALLA**—See Page 30.

**PINKS**—See Dianthus.

**PIG FACE**—See Portulaca.

**PIN CUSHION**—See Scabiosa.



*Physalis Francheti: Suggestive of the Orient, these flaming lantern like flowers are most effective for winter decoration in the house; very hardy.*

Make extensive plantings of Rosy Morn and Silvery Lilac—they harmonise



# PHLOX DRUMMONDI



Grow a rainbow in your garden by using the various colours of the lovely annual *Phlox Drummondii*.

(H.A.—A.E.)—This is one of the prettiest annuals grown. It continues in bloom till late in autumn, and for summer bedding is unequalled, the brilliant and varied colours keeping the garden gay throughout the summer. Sow in early spring, and in warm climates, where little frost is experienced, in the autumn for spring blooming. It delights in a sunny border. One foot.

**Yates' Derwent Strain Large Flowered, in Separate Colours.**  
**Brilliant**—Light rose.  
**Crimson**—With rosy-white centre.  
**Lilac**—White eye.  
**Rosy Chamois**—A clear colour.

**Flesh Pink**—A good self.  
**Splendens**—Bright red, white centre.  
**Violet**—White eye.  
**Vermillion.**  
**Yellow and Buff Tints.**  
 Each: 6d. pkt., 2/3 ½ oz., 3/9 ¼ oz.

Collection of 6 Separate Colours 2/6.

**Yates' Derwent Strain Large Flowered, Mixed Colours**—This is a very fine strain of the annual largest flowered section. It contains all the most effective and beautiful colours. 6d. per pkt., 2/3 per ½ oz., 3/9 per ¼ oz.

**Drummondii, Mixed**—1/6 per ½ oz., 2/- per ¼ oz., 3d. small pkt.

**PERENNIAL PHLOX (Plants)**—See Nursery Catalogue.

**1939 Novelty Phlox (Gigantea Salmon Glory)**—This promises to be outstanding in size (up to 1½ inches diameter) and in delicacy of colour. Salmon-pink, with creamy centre. 1/6 pkt.

## PORTULACA

(H.H.A.—A.E.)—Lovely half-hardy annuals. Flowers of the most gorgeous colouring. They thrive in dry, warm situations, and are invaluable for summer bedding. Sow in the late spring in a nursery bed, and, as soon as they are large enough to handle, transplant into the borders, or, better still, sow thinly in the borders.

**Yates' "Sunnybank" Mixture.**—Contains both doubles and singles and a particularly wide range of the most brilliant colours as well as the more delicate tints. A delightful effect may be obtained by sowing the seed in the crevices of paved or crazy paths. Is always successful in borders and rockeries. 9d. pkt., 2/9 1-16oz., 4/3 ½ oz.

**Double Mixed.**—A fine strain of most dazzling colours; 4in. 6d. per pkt., 3/3 per 1-16oz., 5/3 per ½ oz.

**Single, Finest Mixed.**—Contains all the most striking colours. 6d. per pkt., 1/- per 1-16oz., 1/6 ½ oz., 2/3 ½ oz.



*Portulaca, Yates' "Sunnybank" Mixture gives a dazzling effect when planted in a block.*

## POPPIES

(H.A. and H.P.—B.)—They should be sown in the autumn in cool and moist climates, also in early spring. Sow thinly in the open borders where intended to flower (except Iceland Poppies, which should be sown in boxes), as they do not transplant well. When cut, Poppies will last much longer in water if the ends of the stems are burnt.

**Yates' Queen Poppies.**—A magnificent strain of Double Poppies. The colours range from pure white and blush to rich crimson. 1/- per pkt., 1/3 per ½ oz., 6d. per small pkt.

**Shirley, Re-selected.**—A splendid strain, the colours ranging from purest white, through every shade of pink and rose, to deep crimson. 6d. per pkt., 1/- per ½ oz., 1/6 per ¼ oz.

**Yates' Selected Oriental Hybrids.**—The blooms are large and of all the tints of scarlet, crimson and salmon, with large black blotches in the centre of the flower. Hardy perennial. 9d. per pkt., 2/6 per ½ oz.



*When you have once enjoyed brilliant Iceland Poppies in your garden you will want them popping up every year.*

## ICELAND POPPIES

(H.A.—C.)—Autumn sowings give the best results and bloom in late winter and till Christmas, but in cold climates and for late blooms may be sown in spring. When cutting blooms burn or scald the ends of stems and they will last in water for many days.

**Red Cardinal (1939 Novelty)**—After years of work the long looked for "Red" has been attained. A startling crimson scarlet of large size freely produced. 1/6 per pkt.

**Charming Lavender Shades (1939 Novelty)**—Another colour entirely new to Iceland Poppies. Blooms large and varying from deep to pale lavender. 1/6 per pkt.

**Noonday Hybrids (Sunset type)**—A select mixture embracing all colours. The size of bloom varies somewhat with the colour, as the delicate pastels, etc., are never as large as the orange and lemons. 1/- pkt., 2/6 per 1-32oz., 3/6 per 1-16oz.

**Coonara Pinks (Rose tints)**—The original strain of pink shades, from shell to deep rose and carmine. 1/- pkt., 2/9 per 1-32oz., 3/6 per 1-16oz.

**Gartref Mixed**—Medium-size blooms in art shades, notable for the "picotee" edging on the petals, many being edged with a darker toning of the base colour and others in deep contrast. 1/- pkt., 2/6 per 1-32oz., 3/6 per 1-16oz.


**Florist's Giant**—A very robust strain, constantly reselected by our Australian House. Long, strong stems and particularly large blooms. Colours are mainly two-thirds bright orange and one-third yellow tonings. The Mixture: 9d. pkt., 2/6 per 1-32oz. Separate Orange or Lemon: 9d. pkt., 3/- per 1-32oz.

**Sunbeam Selected Mixed**—Large blooms on strong stems. Tangerine, orange, yellow and an occasional creamy white. 6d. and 1/- per pkt., 1/9 per 1-32oz., 2/9 per 1-16oz.

**Iceland Mixed**—3d. pkt., 1/- per 1-16oz., 1/6 per ½ oz.

Grow lots of Phlox. Sow direct in beds or raise in boxes and transplant

ARTHUR YATES & CO. LTD.  
 BOX 1109 - - AUCKLAND



*Polyanthus is an old favourite and grows readily from seed.*

**Polyanthus** (H. P. — C. F. G.)

Lovely spring flowering border plants. Sow in a cool, moist, shady bed in the autumn, and when large enough, transplant. They will bloom the following spring. Six inches.

**Mrs. Berkeley's Strain.**—A very selected strain. 1/- pkt., 3/- per bulk pkt.


**Yates' Extra Selected.**—This is a mixture of the large flowered type. Flowers the first year if sown in the early autumn. 1/- per pkt., 3/6 1-32oz., 6/- per 1/16oz.

**Good Mixed.**—6d. per pkt., 2/3 per 1-32oz., 3/6 per 1-16oz.

**Primrose** (H.H.P.—C.F.G.) These require the same treatment as the Polyanthus, but are more partial to shade, and, if possible, should be planted under a south wall in stiff soil; if protected from hot winds and kept moist, they will thrive even in our warmer districts, and give a grand show of bloom in the early spring. They are hardy perennials. The seed is slow to germinate; sow in the early autumn.

**Hybrida, Finest Coloured.**—Single, and of various shades. 1/- per pkt., 3/- per bulk pkt.

**Yellow.**—The old favourite Primrose of England. 6d. per pkt., 2/9 1-32oz., 4/- per 1-16oz.



*Winter blooms may be had in the garden by planting out early Primula Malacoides Gigantea.*

**Poinciana** (Bird of Paradise Flower) (H.H.P.—C.)

A sub-tropical shrub, which does well in warm climates. It grows from 4ft. to 6ft. high, with graceful Mimosa-like foliage, and bears an abundance of the most graceful and curious yellow flowers, with red anthers which give the plant its popular name. Soak the seed before planting.

**Gilesii.**—The hardiest and best variety. 1/- per pkt., 2/6 per ½oz.

**Primula** (H.H.P.) Sow in summer and autumn. These plants thrive better with little or no sun and are one of the best early spring flowering greenhouse, or, in warm climates, bush-house or outdoor bedding plants. For cultivation, see Yates' Garden Guide.

**MALACOIDES TYPE: 15 inches**

This type is suitable for open-air cultivation. Treated as an annual in the open ground, and sown in the late summer and early autumn, it blooms to perfection in winter and early spring, when flowers are generally scarce. They also make excellent pot plants for indoor decoration.

**Malacoides Giant Rose**—A very attractive glowing shade of rose-pink. The true colour is enhanced when grown in a semi-shady position. 1/- pkt.

**Dawkins Pink**—Larger in bloom, richer in colour, and more vigorous in growth than the original Malacoides, and is recommended. 1/- per pkt., 4/3 per 1-16oz., 6/6 per ½oz.

**Malacoides, Mauve**—This is equally suitable as a pot plant for house or table decoration, or for the open borders or for massing in small beds. 6d. pkt., 3/3 per 1-16oz., 4/6 per ½oz.

**SINENSIS TYPE**

These are only suitable for bush-house and glasshouse cultivation. For hints on growing, see "Yates' Garden Guide," 1/-, post free.

**Sinensis Fimbriata, Yates' Superb**—Mixed colours. Choicest English saved. Will give a splendid range of colours and flowers of immense size. 1/6 per small pkt., 2/6 pkt., 7/6 bulk pkt.

**Obconica, Large Flowered.**—A great improvement on the old variety. The flowers are nearly double the size, and the colours range from pure white to deep rose; some of the flowers are fringed. 1/- per pkt., 3/- per bulk pkt.

**Pyrethrum** (H.P.—C.E.) A very beautiful class of hardy perennials. Sow in light soil in the autumn or spring.

**Aureum (Golden Feather).**—Splendid bedding plant, golden-yellow foliage; unrivalled for borders; 6in. 6d. per pkt., 1/3 per ½oz.

**Hybridum Roseum, Single and Double.**—Mixed Marguerite-like flowers, excellent for cutting. All shades of rose and lilac; 2ft. 1/- per pkt., 3/- per bulk pkt.

**Rhodanthe** (Everlasting Daisy) (H.A.—A.)

Pretty everlastings, with drooping flowers. They are hardy annuals, and do best sown in spring; 12in.

Mixed Colours—6d. pkt., 1/3 per ½oz.



*Ranunculus: Yates' Superb Mixed*

**Ranunculus** (H.P.—C.)

Sow in January for preference, though later will do, transplanting the little bulbets in the autumn into their permanent positions, or we can supply the bulbs ready grown during the autumn.

**Yates' Superb Mixed.**—The flowers are single, semi-double and double, and the colours range from lemon-yellow to orange, salmon-pink and scarlet to deep, glowing crimson. 6d. per pkt., 1/- per large pkt., 2/- per ½oz., 3/- per ¼oz.

**Ranunculus, Camella Flowered**—A large proportion of doubles, while the range of colours leaves nothing to be desired. Mixed colours. 9d. per pkt., 2/3 per ½oz.

**Claremont Hybrids**—The plants attain a height of almost two feet, and the flowers 4in. to 5in. in diameter, being carried on long, strong stems and produced in great profusion. 1/- pkt., 3/9 per 1-16oz.



*"Scarlet Bedder" Salvia is dwarfier growing and earlier than "Bonfire," and the dazzling scarlet flowers stand above the foliage. See opp. page.*

**We recommend Primula Malacoides for a Bright Display**

**Salvia (Sage) (H.P.—C.E.)** Hand-some, free flowering perennial border plants. The seed should be sown in early spring under glass, or in late spring in nursery beds. They like a sunny, well-drained border. It is much the best plan to raise seedlings each year and discard the old plants. The young plants should have the centres "pinched" out when dwarf habit is desired.

**Scarlet Bedder.**—A most uniform and compact strain which can be relied upon to flower earlier and more profusely than the older sorts. Massed they are positively startling. Specially recommended. Height, 15in. 1/- per pkt, 3/10 per 1-16oz., 5/6 ½oz., 7/6 ½oz.

**Salvia Splendens, Harbinger.**—Dwarf compact. Spikes of dazzling, bright scarlet flowers. Beautifully set. 9d. per pkt., 3/3 per 1-16oz.

**Bonfire (Improved True Stock).**—A darker variety than Splendens, both in flowers and foliage. The blooms are carried well above the foliage on long stems. 6d. small pkt., 1/- large pkt., 3/- per 1-16oz., 4/6 per ½oz.

**Farinacea Blue Bedder.**—More compact than the older variety, and more suited for general bedding. Is also a much richer blue, a big point in its favour. A great favourite for cutting for table decoration. 9d. per pkt., 2/- per 1-32oz., 3/- per 1-16oz.

**Salpiglossis (H.A.A. — C.E.)** One of the most beautiful of all our annuals. The gorgeous colours and rich and varied markings of Salpiglossis are not equalled by any other flowers. They are half-hardy, and, except in warm climates, should be sown in the spring. They must not suffer from drought.

**Yates' Derwent Emperor, Mixed.**—Choicest large-flowered varieties. 6d. and 1/- pkt., 2/6 per ½oz., 3/9 per ½oz.

**Grandiflora, Mixed.**—3d. pkt., 1/9 ½oz., 2/9 per ½oz.

## Schizanthus (Poor Man's Orchid)

**(H.A.—A.)**—A beautiful hardy annual, rapidly becoming very popular for border plants, for massing, edgings, and for pot work. The unique butterfly-like flowers never fail to excite the greatest interest and admiration, hence the title, "The Poor Man's Orchid." The flowers are of curious shape and produced in great variety of charming colours and markings. For pot plants, for bush-house or greenhouse, it is a capital thing. It is quite hardy, and should be sown in late summer or early autumn, either in pans or nursery beds for subsequent transplanting, or direct in the permanent borders, where it should afterwards be thinned to three to four inches apart. Wisetonensis New Hybrids are specially recommended.

**Wisetonensis New Hybrids.**—Compact habit, large. Both in size and individual blooms the Hybrids are a great advantage on the original type; 16in. high. 1/- per pkt., 3/6 per 1-16oz., 5/6 per ½oz.

**Finest Mixed.**—6d per pkt., 1/6 per 1-16oz., 2/3 per ½oz., 3d. small pkt.

## Sesbania Tripetii Brazilian Glory Pea


**(H.P.—A.)**—A magnificent flowering shrub, native to Brazil and Argentine. Orange flowers. 1/- per pkt., 2/6 ½oz.



*Scabiosa: Orchid Shades.*



*Salpiglossis is one of the most artistic flowers in the garden, or as a cut flower*



*Statice is fine for cut flowers either fresh or dried.*

# SCABIOSA

(Pin Cushion) (H.A. and H.P.—A.E.)

## YATES' DOUBLE ANNUAL VARIETIES

Sown in pans in February, and transplanted in April, the plants flower early and freely the first year. They may also be sown in the spring in open ground where intended to flower. The height ranges from 2ft. to 3ft. Flowers last a week in water.

**Blue Moon (1939 Novelty)**—A new deep conical shape and unusual depth, together with rich lavender blue colouring. The flower stalks are exceptionally long and strong; completely double. 1/3 pkt.

**Orchid Shades**—A mixture of exquisite tonings, bred exclusively for high-class cut blooms and garden decoration. Large flowers on long stems, honey perfumed. 1/- pkt.

**Double Mixed.**—2ft. high; all shades. 3d. per small pkt., 6d. per pkt., 1/3 ½oz.

### SEPARATE COLOURS

**Cherry Red**—Rich glowing colour.

**Azure Fairy**—Blue.

**Peach Blossom**—Deep pink.

**Yellow**—

6d. pkt., 1/3 per ½oz., 2/3 per ½oz.

**Collection of Colours (our selection)**—Four for 1/9.

### PERENNIAL VARIETIES

**Scabiosa Columbaria.**—This is a South African form and is of a charming shade of delicate mauve. The flowers are beautifully formed and are from 2in. to 2½in. across. The foliage is decorative. 1/- per pkt., 2/9 1-16oz.

**Caucasica.**—One of the most beautiful of the hardy perennials. The flowers, which will last in water for a week, are of a most lovely lilac tint; only suitable for cool climates; 2ft. high. 1/- per pkt., 3/- per 1-16oz.

## Statice (Sea Lavender) (H.P. and H.A.—A.)

The different varieties of these handsome ever-lasting flowers are being grown very largely in England for florists' use; they are extremely decorative, and will last a very long time when cut and dried. As border plants, they are also very handsome. They are of the easiest cultivation. Sow in autumn or early spring. 1½ft. to 3ft.

**Perezii multiflora.**—A deep pure blue of a true perennial type. Has recently been in phenomenal demand as a cut flower in America. Spikes are of remarkable vigour and carried on stems up to 3ft. long. Seed very slow germinating. 1/- per pkt., 2/6 per ½oz.

**Yates' Perennial Hybrids.**—A fine selection of perennial types with a full colour range from white, through yellow, rose pink, silvery rose and lavender to blue and deep violet. Will prove immensely popular for cutting. 9d. pkt., 2/3 per ½oz.

**SINUATA—Annual Hybrid**—Mixed colours; hardy annual. 6d. per pkt., 2/- per ½oz.

## Streptocarpus (Cape Primrose) (H.P.—D.)

A lovely plant for pot culture in bush-house or cool greenhouse. Sown in the autumn or early spring, under glass, it will bloom the following summer.

**New Hybrids.**—An exceptionally choice strain of the improved Streptocarpus. The large trumpet-shaped flowers are all in tints of lavender, purple and rose, to pure white; 9in. 1/6 per pkt., 4/6 per bulk pkt.

## Sweet Sultan See Centaurea. Page 10.

You will never forget the bed of Salpiglossis you grew

ARTHUR YATES & CO. LTD.  
BOX 1109 - - AUCKLAND

# SWEET PEAS

## YATES' GIANT SUMMER-FLOWERING FRILLED

### MIXTURES

**YATES' GIANT SUMMER-FLOWERING FRILLED, MIXED**—6d. per pkt., 1/- per large pkt., 2/3 per oz., 7/6 1lb.  
**MIXED SPENCERS**—3d. per pkt., 1/4 oz., 4/- per 1lb.

### COLOUR BLENDS

Varieties blended to give harmonious and contrasting effects.

Rose, Blush and Lavender shades.  
Scarlet, Crimson and Orange shades.  
Cream, Cream Pink and Blue.  
Each of three above kinds—


9d. per pkt., 2/6 per oz.

### COLLECTIONS

**YATES' "1939" Collection:** 6 Superb Distinct Sorts for 2/-.

**YATES' "GARDEN" Collection:** 14 Splendid Varieties for 5/-.

**YATES' "EXHIBITORS" Collection:** 14 of the Best Varieties for 7/6.



### NOVELTIES FOR 1939

All 1/6 per Packet

**Abundance**—Occasionally sprays are found with nine flowers. Bright, clear, warm mauve, approaching the deep Cattleya orchid shade.

**Aristocrat**—An exceptionally rich and lively shade of pink, of wonderful brilliance. The flowers are immense.

**Fireflame**—The bright red of the fully ripe cherry, mel-  
lowed by the underground of white which is just discernible in the keel. Sunproof.

**Picardy**—Almond blossom with tint of rich rose; the colour is the more telling because it lies upon a cream ground.

### RECENT INTRODUCTIONS

All 9d. Packet

**Bonnie Ruffles**—Salmon pink, completely overlays a back-ground of rich primrose.

**Cambridge Blue**—A self colour of remarkable purity. Free from magenta.

**Crinkles**—Ruffled and frilled, gorgeous rich cerise-pink suffused coral.

**Personality**—An exquisite coral chamois pink which does not burn.

**Red Rover**—Rich amber red with a glossy sheen; petals like velvet. Extra strong.

### SEPARATE COLOURS

Classified Under Colours

N.B.—Each season we eliminate several varieties, retaining only those that offer the best in their colour.

All 6d. per pkt., 1/- per 1oz., 1/9 per 1/2oz., 2/10 per oz. Post Free.

#### ROSE, BLUSH AND CREAM PINKS

**Amy Johnson**—Salmon to orange scarlet on a deep cream ground.

**Cissie**—Pink, melting into cream with tint of lemon.

**Ecstasy**—Charming blush-pink.

**Fiancee**—Soft pink on white ground; deepening towards the edges.

**Jack Hobbs**—Cream, flushed scarlet pink; picotee edge of cream.

**Lullaby**—A charming shade of light rose-pink on white ground.

**Melody**—On a well-defined, deep cream ground, is overlaid blending of golden-salmon and pink.

**Pink Frills**—Cream ground, overlaid flesh.

**Silver Jubilee**—Bright salmon-pink over a cream ground. Sunproof.

**Station Master**—Hydrangea-pink, flushed a warm cerise-rose. Sunproof.

#### LAVENDER, MAUVE AND LILAC

**Chieftain**—Pure mauve.

**Gladys Improved**—One of the best lavenders for show work and market.

**Highlander**—Pure self-lavender.

**Powerscourt**—Pure lavender.

#### WHITE AND CREAM SHADES

**Gigantic**—Pure white.

**Mastercream**—Large, pure cream.

**Ruffled White**—A wonderful new ruffled white-seeded white, with duplex and triplex standards. Very large. Often bears five blooms to a stem.

**What Joy**—Rich, pure cream.

#### PICOTEE EDGED

**Anglo**—A vigorous primrose with a beautiful edging of pink.

#### CRIMSON, SCARLET AND CERISE

**Captain Blood**—A brilliant blood scarlet, veneered with copper.

**Derby Day**—Large, deep bright crimson, with velvety sheen.

**Hollyberry**—Rich scarlet, with orange flushing.

**Jumbo**—Glowing deep cerise, underlaid cherry-red.

**Smiles**—Glistening pastel-cerise. Quite sunproof.

**Welcome**—A dazzling scarlet colour.

#### ORANGE AND ORANGE SCARLET

**Excelsior**—Orange scarlet.

**Gold Crest**—A glowing orange, with tint of salmon, merging to gold.

**Golden Wings**—Vigorous, rich salmon orange.

**Jubilee**—Giant size, beautifully duplexed and frilled. Vivid orange-vermilion, sunproof.

**Mavis**—Rich sunproof salmon-orange.

**Orange Flare**—Deep glowing true orange.

#### MAROON SHADES

**The Sultan**—Rich black velvet maroon, with glossy sheen.

#### BLUE, PURPLE AND VIOLET SHADES

**Capri**—Pale, transparent blue.

**Reflection**—A clear, bright Delphinium blue, "the bluest of the blues."

**Olympia**—Deep, rich purple.

**The Admiral**—Wonderful dark navy blue, the largest and best of this colour. Extra long stems.

Soak Sweet Peas in hot water before sowing.

All Packet Seeds are Post Free to Any Address

# SWEET PEAS

## YATES' EARLY FLOWERING FRILLED

Sown at intervals through the late summer, autumn and early spring, these "quick-flowering" varieties may be had in bloom for about eight months of the twelve. They give most satisfactory results, and the range of colour now obtainable is endless. Each year we conduct extensive trials of all the best varieties, including novelties offered by ourselves and other raisers, and we have no hesitation in saying that the following list contains the very cream of present-day varieties.

### YATES' EARLY FLOWERING FRILLED MIXTURE

The range of colour is endless, the blooms are large, beautifully waved in form, and carried on splendid stems. Recommended as best mixture offered.

6d. and 1/- per pkt., 1/10 per ½ oz., 3/- per oz.

### SEPARATE COLOURS

All 6d. pkt., 1/6 per ½ oz., 2/6 per ½ oz., 4/6 per oz.

**Albury Beauty**—A lovely soft salmon.  
**Blue Wonder**—A very early mid-blue; bold free flowering habit.  
**Cream Beauty**—Deep cream or primrose (black seeded).  
**Daybreak**—Creamy white rose-pink edgings.  
**Firebrand**—Clear orange; brilliant.  
**Frilled Pink**—Soft pink, heavily frilled.  
**Glitters Improved**—Rich reddish orange; does not "burn" readily.  
**Grenadier**—Magnificent scarlet.  
**Harmony**—Pure white.

COLLECTION OF SIX VARIETIES  
Yates' Selection, 2/6

COLLECTION OF 14 VARIETIES  
Yates' Selection, 5/-


**Heather Bell**—Glistening pure mauve lavender.  
**Josie**—Brilliant rose-pink self.  
**Lavender Glory**—The "pick" of the lavender shades. Good clear colour; large flowers, heavily frilled.  
**Monarch**—An unusual ox blood shade.  
**Mrs. May Hassett**—Cream ground, suffused soft pink.  
**Queensland Beauty**—Very pale blue.  
**Shirley Temple**—The largest silvery pink.  
**Triumph**—A lovely soft lilac mauve without any tinge of purple or blue.



*Grenadier, a most dependable bright scarlet.*

## Cultural Notes on Sweet Peas

The secret of success for Sweet Pea growing is thorough preparation of the bed before sowing. Any free, open, well-drained soil will suit Sweet Peas, but it is necessary that the roots should be able to go well down, so the land should be trenched to at least two feet, several weeks (if possible) before planting time. Where available, a good dressing of cow or stable manure should be worked into the soil right to the bottom of the trench, bonedust and wood ashes being also added. In addition, or where the above are not obtainable, Yates' Plantonic should be used. Lime also is very beneficial to Sweet Peas, and a surface dressing while the plants are growing serves to keep them from disease, as well as discouraging slugs and snails. We recommend the soaking of seed in hot water, and allowing to stand twelve hours before sowing.



*Many crops do not mature the most perfect seeds when grown in New Zealand, and we contract with growers in various countries where climate and soil best suit that crop. The photo, at left shows a scene on an irrigated seed ranch in California.*

Sweet Peas should be soaked before sowing

# STOCKS

## The Famous "Yates' Giant Perfection" Strain

These large-flowered Stocks, which grow to a height of from 20in. to 24in., come into bloom very early, and are of very branching habit and remarkably free flowering. The blooms are carried on long stems, and this is therefore an excellent strain for florists and for cut flowers. The percentage of doubles is unusually good, and, indeed, in recent trials of 150 different varieties and colours we found this strain easily excelled all others. Stocks are very impatient of wet, undrained land, and care should be taken not to over-water them. They like a sunny position.

### SEPARATE COLOURS

**EACH VARIETY:** 6d. per pkt., 1/- per large pkt., 2/4 per 1-32oz., 3/6 per 1-16oz., 4/9 per ½oz.

**Moonlight.**—An intense royal purple. It is of Yates' Giant Perfection Strain, which is now so well known for its consistently high percentage of doubles.

**Antique Copper.**—Hellebore-red, overlaid with copper.

**Blood Red.**—A very striking shade, showing up well for indoor decoration.

**La France.**—This is an improvement in colour of the old favourite Beauty of Nice. Shade is a delicate blush pink.

**Fiery Scarlet.**—The most brilliant coloured variety of all, and literally glows in bright sunlight.

**Sapphire.**—While not quite as tall growing as the other varieties, the individual pips of the flowers are larger, and the percentage of doubles, if anything, greater.

**YATES' GIANT PERFECTION CHOICE MIXED**—A first-grade mixture of the best named varieties. 6d. per pkt., 1/- per large pkt., 2/3 per 1-32oz., 3/6 per 1-16oz., 5/- per ½oz.

**Fine Mixed**—3d. per pkt., 1/6 per 1-32oz., 2/3 per 1-16oz., 3/6 per ½oz.

### SPECIAL VALUE OFFERED IN COLLECTIONS


12 packets, separate colours (Yates' Selection), 4/6  
6 packets, separate colours (Yates' Selection), 2/6

## YATES' DOUBLE GIANT EXCELSIOR STOCKS


This is the non-branching strain of Stocks so much in demand by florists. The plants produce only one long stem, strictly non-branching, with close spaced flowers. Should be planted closer together than branching types. Excellent for cutting. Enormous spikes, 2½ft. to 4ft. high, with large flowers. Mixed colours, 1/- per pkt., 5/- per 1-32 oz., 7/6 per 1-16oz.



*Dwarf Sunflower "Stella," grows 3ft. high and the golden yellow petals surround the central dark disc. (See next page.)*



*Sweet Wivelsfield will bloom with the earliest Daffodils in the spring. It is easily grown and worth growing. (See next page.)*



*Yates' Giant Perfection Stocks bear enormous quantities of bloom and a big percentage of doubles.*

## Nice Giant or Beauty Stocks

**SEPARATE COLOURS**—Each: 6d. per pkt., 2/4 per 1-32oz., 3/6 per 1-16oz., 4/9 per ½oz.

**Beauty of Nice**—Flesh pink.

**Monte Carlo**—Yellow.

**Queen Alexandra**—Rosy-lilac.

**Bella Napoli**—Terra-cotta pink.

**Pride of Kellar**—Heliotrope-blue.

**Blanca**—Pure White.

**Violet**—A beautiful shade.

**President Woodrow Wilson**—Violet-slate.

**Glorious**—Buff-yellow.

**Minister Lloyd George**—Blood-red.

**NICE GIANT, or BEAUTY**—Choice mixed. 6d. per pkt., 1/- per large pkt., 2/3 per 1-32oz., 3/6 per 1-16oz., 5/- ½oz.

**SPECIAL OFFER**—Six Separate Varieties (our selection), 2/6.

## Brompton Stocks

Large flowered branching. Treat as a perennial. Suited for cold climates. Choice mixed colours. 6d. pkt., 1/- large pkt., 2/6 1-32oz., 4/- 1-16oz.



*The Mexican Sunflower (Tithonia) has dazzling deep orange blooms, and is very easy to grow. (See next page.)*

A bed of Yates' Giant Perfection Stocks is always admired

# SUNFLOWERS

(H.A.—C.E.) — Splendid hardy annual border plants. No flowers are more decorative or ornamental than these; all varieties should be grown. Sow in the autumn or early spring.

## TALL VARIETIES: 4ft. to 7ft.

**Tall Red Sunflower.**—This is the nearest approach to a Red Sunflower. It is similar to the large single Sunflower, but the dark centre of the flower is surrounded by a band of purple or chestnut-red, the tips of the petals showing the original yellow. 6d. per pkt., 1/- per ½oz.

**Tall Single.**—Yellow, good for planting at back of borders; 5ft. 6d. per pkt., 1/- per 1oz., 3d. per small pkt.

**Large Russian.**—Seeds grown for fowl feed; it is also a stately plant for large borders. 6d. per pkt. Price for larger quantity on application.

**Globosus.**—Very large, double flowers; 5ft. 6d. per pkt., 1/3 per 1oz.

## DWARFER VARIETIES: 2½ft. to 4ft.

We have grouped the following dwarf varieties together for those who prefer them:—

**Bronze Hybrids (Purpureous).**—Pretty new hybrids in a variety of copper and bronze shades. 6d. pkt., 1/- ½oz.

**Miniature Gold.**—Pretty dwarf single variety, suitable for bouquets; one of the best annuals; 3ft. 6d. per pkt., 3d. per small pkt., 1/- per ½oz.

**Dwarf, Double Gold.**—Dwarfer than Globosus. 6d. per pkt., 1/- per ½oz.


## Sweet William (Dianthus Barbatius)

(H.P.—A.) A favourite old-fashioned perennial, very effective in mixed borders. If sown in the autumn, they will bloom the following spring. 18 inches.

**Double Mixed.**—All colours and markings. We are specialising in these at our Tasmanian Seed Farm. We have secured the latest and finest of the English varieties. For cool climates no flowers are more showy than these improved Sweet Williams. 6d. pkt., 3d. small pkt., 1/9 per ½oz.

## Sweet Wivelsfield (H.P.—C.)

A cross between Dianthus and Sweet William. Few plants can compare with this introduction for length of flowering and wealth of colour, the flowers being borne in trusses and being in great variety of colours, including reds, purples, blush pinks, also laced, veiled, and rayed colours. 18in. 6d. per pkt., 2/6 per ½oz.



*Venidium, a very showy introduction from Africa. Plant in warm positions.*

**Tagetes (H.A.—A.)** An extremely showy member of the Marigold family; most compact and neat for edging.

**Signata Pumila, Little Giant.**—The slender, fernlike foliage is capped with myriads of dainty single orange flowers on plants which are only 4in. to 6in. high, and with a spread of 8in. to 10in. 6d. per pkt., 1/9 per 1-32oz., 2/9 per 1-16oz.

**Thalictrum (H.P.—C.)** A graceful, beautiful foliage resembling that of the Maidenhair fern; valuable for bouquets and cutting. Grows easily from seed sown either in the early autumn or spring.

**Dipterocarpum.**—A very graceful border plant, 4ft. to 5ft. in height; rose-purple, with yellow anthers. 1/- per pkt., 6d. per small pkt., 3/9 per 1-16oz., 5/9 per ½oz.

**Tithonia (Mexican Sunflower) (H.A.—C.E.)** Handsome orange-scarlet flowers; very showy; 5ft. 6d. per pkt., 2/3 per ½oz., 3/9 per ½oz.

**Torenia (H. H. A.—C.)** Extremely beautiful glasshouse or bush-house plants, very easily grown. Sow under glass in seed pans in the early spring, and when sufficiently large, plant out in pans, say, three inches apart. They will bloom very freely all the summer, and make one of the prettiest pot plants we know.

**Fournieri.**—Blue. 6d. per pkt., 2/3 1-32oz.

**TROPÆOLUM (Varieties).**—See Creepers. Page 30.

**THUNBERGIA (Varieties).**—See Creepers. Page 30.

**TACSONIA (Varieties).**—See Creepers. Page 30.


**Ursinia (H.A.—C.)** A very pretty dwarf subject for sunny positions. It has delicately-cut foliage and bears numerous daisy-like flowers of a rich orange shade. Grows to about 6in. high. Should be sown in the spring

**Pulchra.**—Brilliant orange, with deep zone. About 6in. high. 1/- per pkt., 2/6 per 1-32oz., 3/9 per 1-16oz.


**Anethoides.**—Orange, with purple zone; 1ft. 9d. per pkt., 2/9 per 1-16oz.

**Venidium (H.H.A.—C.)** A new species from the Cape. Height, 2ft. to 3ft. Greyish, silky foliage; rich orange-coloured Daisy-like flowers; marked purple-back zone at base of petals. Flowers average 4in. to 5in. Sow seed in October as germination is difficult if started earlier. Grow in the most sunny position.

**Fastuosum.**—1/- pkt., 3/- per bulk pkt.



*Tagetes (edging Marigold) Signata Pumila Little Giant.*



*Thalictrum is a hardy perennial that is universally favoured for interior decoration.*

# VISCARIA

(H.H.A.—C.) — Very showy and effective garden annuals, flowering freely throughout the summer. Splendid in beds or when massed, and are also useful for cutting. 1ft. high.

**Oculata Cocrulea, Blue Bouquet.**—This new variety is distinct from the older varieties by its more erect habit. The flowers are larger than other varieties and are of a beautiful shade of blue. 6d. pkt., 2/3 1-16oz., 3/6 ½oz.

**MIXED.**—6d. per pkt., 1/6 per 1-16oz., 2/3 per ½oz., 3/6 per ½oz.



*Rose of Heaven is the old name for Viscaria. An easily-grown and very colourful annual.*

Tagetes, when once grown as an edging, will be grown every year.

ARTHUR YATES & CO. LTD.  
BOX 1109 - - AUCKLAND

# VERBENA

(H.P. — C.E.) These hardy and free flowering plants are unsurpassed for effective colour displays in the garden. They are very showy, and embrace a great variety of brilliant colours. If cared for, and not allowed to seed, they will continue to bloom for months. Seed can be started in house or hot-bed, and young plants set out in May, or, if sown out of doors in October, they will bloom in the late summer and autumn.

**"Royal Bouquet"**—A compact, upright growing plant, 15in. to 18in. high, and not more than 10in. across, having no lateral branches. The flowers are borne on long stems, and group themselves together at the summit of the plant, and compare in size and colour with the finest strains of the ordinary type. 1/- per pkt., 3/6 per 1-16oz., 5/9 per ½oz.

**Yates' Large Flowering Extra Choice**—This is a fine strain of our own saving. The flowers are large and all shades of colour, saved from a large collection of named varieties. When seed of this quality can be secured, it is much better to raise seedlings than to buy the plants. 1/- per pkt., 6d. small pkt., 2/3 per 1-16oz., 3/9 ½oz.

**Good Mixed**—3d. pkt., 2/- ½oz., 3/6 ¼oz.

**SEPARATE COLOURS: Fine for Massing.**


**Luminosa**—Gigantic blooms of luminous flame-pink, toning to softer shades of salmon, flesh and coral.

**Blue**—Blue, with white eye.


**Defiance Red**—Brilliant, for bedding.

Each above 6d. pkt., 2/9 per ½oz., 5/- per ¼oz.

**Viola** (See Page 19)



For bright colourings, Verbena rivals Phlox, but is more permanent.



Always a favourite for edgings, and so easily grown—Virginia Stock.


**Violets** (Sweet Scented) (H.P.—C.F.G.) Seed is very slow to germinate, and requires a cool temperature and shade to bring it up. Sow in autumn or early spring. They should be transplanted into the borders when large enough. In warm, sunny climates a partially shaded position is most suitable.

**Odorata**.—The common sweet-scented blue. 6d. per pkt., 3/- per 1-32oz.

**Virginia Stock** (H.A.—A.) Pretty old-fashioned, hardy annuals. They are suitable for edgings or small borders. Should be sown in autumn; 6in.

**Yellow: Fairy Queen (Carmine). Crimson King**.—Each 6d. per pkt., 1/- ¼oz.

**Choice Mixed**.—6d. and 1/- per pkt., 1/9 per ½oz., 2/9 per oz., 3d. per small pkt.



The annual Wallflowers do well in Auckland. Shown is Early Wonder Double.

**Wallflower** (H.P. and H.A.—C.F.) Old favourite border plants, with very fragrant blooms. Sow in early autumn for spring flowering. Formerly Wallflowers were grown successfully only in cooler districts where the Perennial type flourishes, but with the introduction of the Single Annual and now the Double Annual types, Wallflowers can be equally well grown in Auckland and other mild climates.

## EARLY FLOWERING TYPES

A type most suitable for Auckland and similar warm districts.

**Early Wonder, Double**.—This Annual strain contains all the beautiful colours and the doubleness of the perennial double type. A valuable addition to this section 1/- pkt., 2/9 1-16oz.

**Single Early Flowering, Yates' Select**.—Planted in the late summer or early autumn, these will bloom the following spring. They are the best type to grow in warm climates. Colours comprise: **Yellow with Brown buds, Blood-red, Yellow, Brown, Mixed**, or in **Separate Colours**.—6d. per pkt., 1/3 per ½oz., 1/10 per ¼oz.

**Siberian Wallflower**.—See Cheiranthus Allionii.

## LATE FLOWERING TYPES

The original English type Wallflower, suitable for cooler districts.

**Double Branching**.—A splendid strain, will give a large percentage of double flowers. 1/- per pkt., 3/9 per 1-16oz.

**Single Late Flowering Mixed**.—All the finest forms and most attractive colourings. 6d. per pkt., small pkt. 3d., 1/3 per ½oz., 1/10 per ¼oz.

## Wild Flower Corner Seeds

Wild Flower Corner Seeds, although not strictly consisting of wild flowers, are ideal for sowing in unsightly corners. No care is necessary, and a never-ending succession of blooms and fragrance will result. Sow broadcast and rake lightly. 6d. per pkt., 1/3 per ½oz., 1/9 per ¼oz.



An odd corner of your garden can be made most interesting with a packet of "Wild Flower Corner Seeds."

"A mass of flowers in a quiet garden is like a tonic to hearts that grow tired"



# YATES' ZINNIAS

See colour photo. on front cover.

**HOW TO GROW (H.H.A.E.)**—Successional sowings may be made every eight weeks from early spring (after frosts) till early autumn. They flourish on most soils, but of course do better when well fed with manure.

## YATES' GIANT DAHLIA FLOWERED

A comparatively new type, the flowers of which somewhat resemble double Dahlias. The rich colours and soft tones of this class have lifted the once despised Zinnias into the forefront of garden flowers.

**YATES' BRILLIANT GIANTS** — Special Mixture of the best and brightest colours in the Giant Dahlia Flowered section, such as orange, scarlet, crimson, rose and gold, and omitting the less desirable purples and washy shades. A bed of these is really dazzling, and is always admired. 1/- pkt., 2/6 per ½oz., 3/9 per ¼oz.

**GIANT DAHLIA FLOWERED, CHOICE MIXED** — A magnificent strain, which has become very popular. It contains an almost endless range of colour. 6d. per pkt., 1/- per large pkt., 1/9 per ½oz., 2/9 per ¼oz.

**SEPARATE COLOURS** — Golden Dawn (yellow), Exquisite (light rose), Crimson Monarch, Illumination (deep rose), Oriole (orange and gold), Canary Bird (primrose), Scarlet Flame. 6d. per pkt., 1/- per large pkt., 2/3 per ½oz., 3/6 per ¼oz.

**SPECIAL COLLECTION OFFER**—Six packets distinct varieties, our selection, 2/6.

## GIANT DOUBLE TYPES (Suitable for Bedding)

**Yates' Selected Giant Double, Mixed**—An outstanding strain of robust habit, and throws up long, firm stalks crowned with immense flowers, sometimes measuring 5in. to 6in. across. For showy groups and borders these Zinnias are unrivalled. 6d. per pkt., 1/- large pkt., 1/6 per ½oz., 2/3 ¼oz.

**Robusta, Pink Shades (Florists' Strain)**—A special selection of soft shades most suited for florists' purposes. 6d. pkt., 1/9 per ½oz., 2/6 per ¼oz.

**Yates' Dwarf Double Bedder**—Averaging about 2ft. in height, the plants make an ideal bedder. The blooms, which are borne more profusely than any other type, are not giants, but usually average about 2½in. across, and are quite dome-shaped and evenly double, the petals overlapping. The colours are vivid. 6d. and 1/- pkt., 1/9 per ½oz., 2/6 per ¼oz.

**Zinnia Elegans, Mixed**—3d. per pkt., 1/3 per ¼oz.

## MINIATURE TYPES

**Yates' Lilliput, Pompone or Baby Zinnias**—12in. to 18in. high. Most useful for edgings and dainty for indoor decoration. In mixture or the following separate colours: Yellow, gold, scarlet, salmon, white, new rose-pink (rosebud). 1/- per pkt., 6d. small pkt., 1/9 ½oz., 2/9 ¼oz.

**Yates' Lilliput Tom Thumb**—Compact plants, 4in. to 6in. high. For pots or edging, but useless for cutting. 6d. pkt., 2/- per ¼oz.

**Yates' Fireball**—Without doubt this is the smallest flowered Zinnia, with miniature half-inch compact, Lilliput-shaped flowers, of a bright scarlet colour and profusely borne. Blooms are suitable for miniature bouquets, but their greatest use is as a garden subject. The plants grow to about fifteen inches high, and come into bloom in about 45 days from planting. 6d. pkt., 2/- per ¼oz.

## EARLY WONDER TYPES: New

A new race producing very early medium-sized, well - formed double blooms profusely on long, almost leafless stems, and an excellent cutting and market variety. Height, about 18in. In two new varieties below, and mixed. All 6d. pkt., 1/9 per ½oz., 2/6 per ¼oz.


**Fiery Salmon** — Cerise pink.

**Gypsy**—Rich burnished orange.

**Mixed Colours.**



Yates' Dwarf Double Bedder is not giant flowered, but makes the best garden display of any.



The above photo. gives a true comparison of the sizes and types of Zinnias. From largest to smallest, they are: Giant Dahlia-flowered, Giant Double, Early Wonder, Dwarf Double Bedder, Lilliput or Pompone, and the tiny Scarlet Fireball.

Zinnias give satisfaction. Several different types should be grown.

ARTHUR YATES & CO. LTD.  
BOX 1109 - - AUCKLAND

# YATES' VINES and CREEPERS

The following are quite hardy, except in very cold localities, and are easily raised from seed. Sow in the late spring, and in the case of those varieties marked \* sow in early summer, as they germinate more successfully when the soil is warm. They are invaluable for covering fences, arbors, and walls.

Abbreviations: E., Evergreen; D., Deciduous; H., Hardy; W., Warm Situation; A., Annual; P., Perennial

**SPECIAL OFFER** (Selection to be made by us).—One packet of each of twelve choice climbers, 4/6; one packet each of six choice climbers, 2/6.

**Akebia Quinata** (E.H.P.)—A handsome evergreen, producing dark, chocolate-purple flowers in pendant racemes. There is a spicy fragrance from the flowers. 6d. per pkt., 1/9 per ½oz.

**Asparagus Plumosa** (E.H.P.)—The well known Asparagus Fern, which is very useful for floral work. 9d. per pkt., 2/6 per ½oz.

**Asparagus Plumosa Nana**.—Similar to above, with finer fronds. 1/- per pkt., 3/9 per ½oz.

**Asparagus Sprengerii**.—For hanging baskets. 1/- per pkt., 3/3 per ½oz.

**Banana Passion Fruit** (E.W.P.)—See *Tacsonia Mollissima*.

\***Cobaea Scandens** (E.H.P.)—Bell-shaped flowers, green at first, but changing to violet-blue. 6d. per pkt., 2/6 ½oz.

**Convolvulus Major, Single** (Tall Morning Glory) (H.A.)—In the following colours: Crimson, scarlet, dark blue, light blue and carmine. **Mixed colours**. 6d. per pkt., 1/- per ½oz.

**Convolvulus Major, Double and Semi-Double** (H.A.)—From pure white to blue, red and purple shades. Showy, quick growing. 6d. per pkt., 1/- ½oz.

**Dolichos Lignosus** (Cocks and Hens) (E.H.P.)—Mixed, white, and pink. A strong, quick grower. 6d. per pkt., 1/9 per ½oz.

\***GOURDS: ORNAMENTAL** (W.A.) — A vigorous class of plants, with curiously formed and often strangely coloured fruits. The foliage is abundant and often curious. Rapid climbers. Sow when frosts over. Varieties are: Dishcloth, Nestegg, Calabash. **Each Variety**.—6d. per pkt., 1/- ½oz. **Mixed**.—6d. per pkt., 1/- per ½oz.

**IPOMOEA HEAVENLY BLUE** (W.P.)—Large Convolvulus-shaped, purple-blue flowers; very attractive, quick-growing climber. 1/- pkt., 2/- ½oz.

**Ipomoea Imperialis** (Japanese Selected) (H.A.)—Bears large flowers of all shades of white, pink and blue; annual. 6d. per pkt., 1/9 per ½oz.

\***IPOMOEA QUAMOCLIT CARDINALIS** (Cardinal Creeper) (W.A.)—Exceptionally fine, one of the most beautiful and brilliant in our list. Strong, rapid grower, with beautiful, finely-cut foliage covered with a blaze of cardinal-red flowers. 9d. per pkt., 1/6 per ½oz.

**LATHYRUS PUBESCENS** (Argentine Perennial Pea) (E.H.P.)—Magnificent, vigorous growing; covered with long spikes of pale violet flowers; splendid for cutting. 1/- per pkt., 4/6 per ½oz.

\***MINA LOBATA** (W.A.)—Flowers are first vivid red in the bud, changing to orange and cream as they open. Sow in late spring. 6d. per pkt., 2/6 per ½oz., 3/9 per ½oz.

\***Passiflora Edulis** (Passion Fruit Vine) (E.W.P.)—A remarkably quick grower and bears heavy crops of fruit. 6d. per pkt., 1/- per ½oz., 1/8 per oz.

\***PHASEOLUS CARACALLA** (Snail Flower) (D.W.P.)—Curious purple flowers. 6d. per pkt., 3/- per ½oz., 4/9 ½oz.


**Scarlet Runner Bean** (W.A.)—See Vegetable Section.

\***Tacsonia Mollissima** (Banana Passion Fruit) (E.H.P.)—Remarkably quick flower soft pink, borne in great profusion; fruit large, creamy-white, oblong, and edible. 9d. per pkt., 2/6 per ½oz., 3/9 per ½oz.

**THUNBERGIA GIBSONI** (Golden Glory Vine) (E.W.P.)—The intense green, ivy-like leaves form a fitting background for the mass of brilliant orange-red flowers. 1/6 per pkt.

**Tropaeolum Canariensis** (Canary Creeper) (W.A.)—Yellow, butterfly-like flowers. 6d. pkt., 1/6 per ½oz.

**Tropaeolum Lobbianum** (W.A.)—See Nasturtiums in Flower Seeds.



*Snail Creeper (Phaseolus). Makes a beautiful and most unusual covering.*


**Ampelopsis Velitchil** (D.H.P.) (Virginian Creeper), also known as Boston Ivy or Japan Ivy. The small leaf variety; will cling to smooth surfaces; brilliant foliage in autumn. 6d. per pkt., 1/6 per ½oz.

**Ampelopsis Quinquefolia** (Virginian Creeper) (American Ivy).—Large leaf and quicker growing than the above variety. 6d. per pkt., 1/6 per ½oz.


For Roses and other Climbing Plants, see our Nursery Catalogue. Posted free on application.



*Mina Lobata is an annual climber of rare beauty. Flowers are combined scarlet, orange and cream.*



*You don't need much space for small Gourds; train the vines over the back fence or let them clamber up a trellis. The ripe fruits may be fashioned into many curious and decorative utensils and ornaments.*



**Yates' Concentrated Garden Manure—**

**PLANTONIC**

**The Plant Tonic of the Century.**

Powerful in action. Crops respond quickly to its application, the analysis being extraordinarily high, and therefore must be used sparingly, according to direction on label. Try it on Lettuce, Cabbage, Early Carrots, etc. Price in tins, 1/6 each, or post paid 2/6; 7lb. parcels 2/6; 14lb. 4/3, 28lb. 6/9, 56lb. 12/-, 1cwt. 22/6. Carriage extra.

Also obtainable from your local "Yates' Agent."

For other Fertilisers see Page 64.

# CHOICE ANNUAL and BIENNIAL SEEDLINGS

All Annuals and Biennials, grown in boxes, are supplied ready for planting in borders and gardens, are thoroughly hardened in cool frames, and are raised from selected seeds.

The majority of the seedlings are available from September until December, but Cinerarias, Pansies, Stocks, Aquilegas, Sweet William, Wallflower, Mimulus, Nemesis, Carnation Marguerite, Antirrhinum, and Canterbury Bells can be supplied from April onward.

Owing to delays sometimes occurring in delivery we recommend our customers to grow their plants from seed, as, though we take every precaution in packing and despatching our goods, we are continually receiving complaints of parcels being delayed or damaged in transit, and we cannot accept the responsibility of such losses. We will send plants by the cheapest and speediest method.

The following at 1/3 per dozen, 9/- per 100. Postage extra.

Ageratum  
Amaranthus  
Antirrhinum, mixed  
Antirrhinum, to colour  
Asters, mixed  
Calliopsis  
Calliopsis Grandiflora  
Canterbury Bells  
Carnation, Marguerite  
Celosia  
Centaurea Imperialis  
Cineraria, mixed

Cornflower  
Cosmos, Mammoth  
Cosmos, Double  
Dianthus  
Dimorphotheca  
Gaillardia—1/6  
Helichrysum  
Kochia  
Larkspur, mixed  
Larkspur, to colour  
Lobelia

Marigold  
Mimulus  
Nemesis, mixed  
Nasturtium, Golden Gleam  
Pansy, Trimardeau, mixed  
Phlox, Drum  
Poppy, Iceland  
Poppy, Bledisloe—1/6.  
Poppy, Noonday—1/6.  
Portulaca  
Primula Malacoides  
Salpiglossis

Scabiosa, mixed  
Scabiosa, Azure Fairy  
Schizanthus  
Statice, mixed  
Stocks, mixed  
Stocks, to colour  
Sweet William  
Verbena, mixed  
Viola, to colour  
Wallflower, Single  
Wallflower, Double  
Zinnia

The following are 2/- per dozen, 15/- per 100

Aquilegia  
Carnation, Giant Bedding  
Cosmos, Klondyke  
Delphinium

Geums  
Hollyhock  
Pansy, Exhibition Strains

Pentstemons  
Petunia, Giant Fringed  
Polyanthus

Primrose  
Salvia, Bonfire  
Thalictrum Dipt.  
Tithonia Sp.

Extra Special Exhibition Pansy: 4/6 per dozen

BOXES CHARGED EXTRA, SIXPENCE EACH, AND ARE RETURNABLE

## LIST OF OTHER PLANTS

Allow 6d. per doz. for postage.

Asparagus (Ornament), boxes, Nanus.—5/- doz., 6d. each  
Asparagus (Ornament), boxes, Plumosa.—5/- doz., 6d. each.  
Begonia Semperflorens.—2/6 doz., 3d. each  
Calceolaria, Shrubby, Yellow (boxes)—5/- doz., 6d. each.

Calceolaria, Shrubby, Bronze (boxes).—5/- doz., 6d. each.  
Cyclamen (boxes).—5/- to 7/6 doz  
Dahlias (boxes).—2/6 doz., 3d. each.  
Russell Lupins—2/6 per 1/2 doz., 4/6 per doz.

All Plants are quoted  
Packing and Carriage  
Extra.

## FRUITING and VEGETABLE PLANTS

Packing and Postage Extra

Beet, Silver.—1/3 per 100, 11/3 per 1,000.  
Beet.—1/3 per 100, 11/3 per 1,000.  
Broccoli.—2/- per 100, 18/- per 1,000.  
Borecole.—2/- per 100, 18/- per 1,000.  
Brussels Sprouts.—2/- per 100, 18/- per 1,000.  
Cabbage, in variety.—1/3 per 100, 11/3 per 1,000.  
Cape Gooseberry.—1/- per doz., 7/6 per 100.  
Cauliflower.—2/- per 100, 18/- per 1,000.  
Celery.—1/- per doz., 7/6 per 100.  
Lettuce.—1/3 per 100.  
Kumara.—Red skinned, 1/- bundle of 25, 3/- 100, 27/6 1,000


Onion Plants available in three varieties. See special offer on Page 53.  
Passion Fruit (boxes) Round Purple.—3/6 per doz., 4d. each.  
Passion Fruit (in pot).—1/- each, 10/- per dozen.  
Tree Tomatoes (in boxes) —6d. each, 5/- per doz.  
Tobacco Plants.—1/6 per dozen.  
Tomato Plants.—From September until end of December we can supply well-grown plants from boxes in many varieties at 1/3 per dozen, 9/- per 100, 70/- per 1,000.

## TUBEROUS

### BEGONIAS

Bulbs are usually available from July to middle October. Orders received before then will be reserved until bulbs are in season.

Tuberous Begonias can be grown very successfully in a cool, partially shaded bed or in a bush-house. They also make splendid pot plants, especially the Double and Frilled sections. For cultural directions, see Yates' Garden Guide, 1/-, post free.



Single Begonias—Mixed colours, 1/- each, 10/- doz.; separate colours, 1/3 each; 12 assorted colours, 12/-.  
Double Begonias—Mixed colours, 1/6 each, 15/- per doz.; separate colours, 1/9 each; 12 assorted for 17/6.  
Frilled Edge Begonias—Mixed colours, 1/- each, 10/- per doz.; separate colours, 1/3 each; 12/- per doz.  
Crested Begonias—Mixed colours, 1/- each, 10/- per doz.; separate colours, 1/3 each; 12/- per doz.  
Hanging Basket Begonias—1/6 each, 15/- per doz.


## HERBS, etc.

All Carriage Extra. The prices shown are per bundle of roots.

Chives - Mint - Rosemary - Thyme - Sage - Lemon Thyme - Marjoram - Lavender - Horse Radish 9d. each, or any half dozen for 4/- (postage 1/-)



### Gloxinias

We can supply these bulbs in the early spring. Nothing can excel the Gloxina in richness and beauty. They require potting in a compost of good turfy loam, leaf mould, and sand, in equal parts, well mixed. They are tropical plants, so except in very hot districts, should be grown under glass. We only supply them mixed, containing a full range of colours, with many beautiful tigered and spotted varieties. Available July to October. Mixed, 1/- each, 10/- per dozen.



**DON'T  
Experiment  
Yourself!**

**We've  
DONE THAT  
For You!**




*For beautiful and enduring lawns under different conditions, let us advise you. Different games require different mixtures. Imagine a Rugby scrum on the eighteenth green!*

## LAWN MAKING AND MAINTENANCE

### PREPARATION OF THE GROUND.

The ground should be turned over in late spring or early summer, roughly levelled and allowed to lie fallow, during which time any weeds that make their appearance should be cut off with a sharp hoe and then raked, so as to have as clean a seed bed as possible later on when sowing the seed. This is most important. Summer fallowing, where the surface of from two to three inches is being cultivated constantly, is also the best means to secure the best consolidation of the seed bed. Each shallow cultivation will leave sufficient loose surface soil to permit this to be raked from the mounds into the hollows with a levelling-board. This implement can be made by attaching a handle (similar to that on a rake or hoe) to a board about four to six feet in length. After each grading the soil should be firmed by rolling, following which the surface soil should be again loosened by a light raking.

Growing a crop of potatoes in an area to be sown in lawn is not recommended, as this rarely allows sufficient time for deep consolidation of the soil between the time of lifting the potatoes and the time for seeding.



THE AMOUNT OF SEED TO SOW

When thickly sown, the ground, right from the start, will be covered with a thick mat composed of a multitude of tiny grass plants which mutually protect one another (see Fig. A). When sown thinly (see Fig. B) each little plant stands in isolation and may easily be destroyed by a short burst of hot sun or cold wind, and in any case will take many months to spread, mat together and form a turf. The seedlings will not be safe till they hide the ground!

### HOW MUCH TO SOW AND HOW TO SOW IT

The quantity of seed recommended is  $\frac{1}{2}$ oz. up to 1oz. per square yard, i.e., a plot 20yds. x 5yds., equal to 100 square yards, would require not less than 3lb., but for best results up to 6lb. should be sown. To get even distribution, sow half the seed in one direction, and the remainder at right angles to the first. Lawn fertiliser at the rate of 1oz. per square yard (7lb. per 100 square yards) may be mixed and sown with the seed or applied immediately prior to or after sowing.

Rolling after raking the seed in is not recommended, except on very light soils, as this compacts the surface soil and makes it more difficult for seedling plants to push their way up.

### MANURING.

When one considers the amount of plant-food which is usually removed in the grass clippings, it is realised readily that unless some effort is made to maintain the soil fertility, the grasses must slowly weaken through partial starvation. To prevent this, use A.Y. Lawn Manure at the rate of 2oz. per square yard at least once a year.

### BARGAIN PRICES FOR LAWN SEED!

GARDENERS are sometimes inclined to buy a so-called cheap mixture of grass seed for the back lawn. The ryegrass and other coarse types of grasses in these mixtures are of a more annual type, and tend to die out, and in a year's time the lawn is largely weeds; also these types of grasses are extremely hard to mow. For those who really want cheapness per pound we put up a mixture at  $\frac{1}{2}$  per lb., 30lb. lots 1/- per lb., and we can also supply grass seed at 6d. per lb.

We have published a special booklet on the uses of specially treated "Indian Doobj" seed for lawns. Golf and tennis clubs will be especially interested. Ask for a copy—it's Free!

When sowing Lawn Seed, divide seed into two parts and go over the same area twice to ensure even spreading.

# THE MOST BEAUTIFUL LAWNS IN NEW ZEALAND ARE MADE WITH YATES' LAWN GRASS SEED

## TWO ALL-PURPOSE MIXTURES

Especially suited for private lawns in the present-day gardens.

### YATES' "SUPERFINE"

The formula for this mixture is the result of many years of study and experience with fine lawns. It contains grasses that have different periods of luxuriant growth with the object of producing a velvety green sward all the year round. It will produce a deep-rooted, carpet-like turf that will stand continuous close cutting. Is undoubtedly the finest mixture made, irrespective of the cost of the individual grasses.

Per lb., 2/3; 7lb., 2/2; 15lb., 2/1; 30lb. and over, 2/- lb.

### YATES' "STAIGREEN"

This is a mixture composed of Grasses specially adapted for the purpose of producing turf which retains its rich green colour and velvety appearance throughout the entire summer and autumn. Contains some Ryegrass. Will make growth quicker than "Yates' Superfine" mixture, but not so fine. This mixture does well on some of the heavier clay soils.

Per lb., 1/9; 7lb., 1/8; 15lb., 1/7; 30., 1/6 lb.

## SPECIAL MIXTURES FOR SPECIAL PURPOSES.

We have devoted much time, thought and money in conducting experiments with different grasses and mixtures, and as we supply seed for the principal sports grounds and public and private bodies throughout New Zealand, and keep in constant touch with them, we feel we are in a position to advise and solve any turf problems. The special mixtures below are the result of our extensive experience and facilities, unrivalled in the Southern Hemisphere.

### YATES' "BANK AND TERRACE" LAWN GRASS

A mixture of deep-rooting Grasses, which will hold the soil and prevent heavy rains carrying it away. We advise a liberal sowing of seed and manure, so that the Grasses may be quickly established.

Per lb., 2/6; 7lb., 2/5; 15lb., 2/4; 30lb. and over, 2/3 lb.

### YATES' "SHADY PLACE" MIXTURE

An excellent selection of fine Grasses which thrive in the shade of trees and buildings.

Per lb., 4/6; 7lb., 4/5; 15lb., 4/4; 30lb. and over, 4/3 lb.

### YATES' "T.R." MIXTURE

The only standard mixture we make with a small proportion of White Clover. None of the other blends contain clover.

Per lb., 2/-; 7lb. 1/11, 15lb. 1/10, 30lb. and over 1/9 per lb.

### YATES' "TENNIS COURT" LAWN GRASS

Per lb., 2/3; 7lb., 2/2; 15lb., 2/1; 30lb. and over, 2/- lb.

### YATES' "RELIABLE CRICKET WICKET" MIXTURE

Per lb., 2/3; 7lb., 2/2; 15lb., 2/1; 30lb. and over, 2/- lb.

### YATES' "OUTFIELD" MIXTURE

With Ryegrass: Per lb., 1/9; 7lb., 1/8; 15lb., 1/7; 30lb. and over, 1/6 per lb.

Without Ryegrass: Per lb., 2/3; over 10lb., 2/2 per lb.

### YATES' SPECIAL MIXTURE FOR FOOTBALL GROUNDS

Per lb., 1/9; 7lb., 1/8; 15lb., 1/7; 30lb. and over, 1/6 lb.

### ORDINARY MIXED LAWN SEED

A quick-growing mixture of coarser Grasses. Contains a fair proportion of Ryegrass, which makes it very difficult mowing during the spring and summer. If you do your own mowing, we do not recommend this.

Per lb., 1/2; 7lb., 1/1; 15lb., 1/0½; 30lb. and over, 1/- lb.

## INDIVIDUAL GRASS VARIETIES

Abbreviation D.D.—Double dressed and specially cleaned for lawn purposes.

	PRICE PER POUND			
	1lb.	7lb.	15lb.	Over 30lb.
Brown Top, D.D., Lawn type ..	2/1	2/-	1/11	1/10
Brown Top, Commercial ..	1/10	1/9	1/8	1/7½
Chewings Fescue, D.D. ..	2/9	2/8	2/7	2/6
Chewings Fescue, Ordinary ..	2/7	2/6½	2/6½	2/5½
Fescue, Sheep's, D.D. ..	3/1	3/-	3/-	2/11½
Crested Dogstall, D.D. ..	2/-	1/11½	1/11	1/10½
Fescue, Fine-leaved, D.D. ..	3/6	3/5	3/4	3/3
Fescue, Hard, D.D. ..	3/-	2/11	2/11	2/10½
Florin, Agrostis Stolonifera, D.D.	3/3	3/2	3/1	3/-
Indian Doobj, D.D., specially trtd	2/6	2/5	2/4	2/3
Poa Pratensis, D.D. ..	1/9	1/8	1/7	1/6
Poa Trivialis, D.D. ..	2/5	2/4	2/3	2/2
Poa Nemoralis, D.D. ..	5/3	5/2	5/1	5/-
Red Top Fancy, D.D. ..	1/6	1/5	1/4	1/3
Ryegrass, Perennial, D.D. ..	1/-	11d.	10d.	9d.
Ryegrass, Ord. Lawn Type, D.D.	1/7	1/6	1/5	1/4
White Clover, D.D., Lawn Type	2/2	2/1	2/-	1/11
Buffalo Grass Roots—4/- per 100.	35/- per 1000.			
Carriage extra.	Available June to October only.			



## Every Requirement for Making and Maintaining Perfect Grass Swards for All Purposes

Current Price Lists Issued Regularly

- GRASS SEEDS**—All separate varieties and mixtures.
- SPRAYS**—Agral 3, Arsenic Pent-oxide, Arsenate of Lead, Formaldehyde, Mowrah Meal, Verdasan.
- WEED KILLER**—Acme, for paths, bunkers.
- FERTILISERS**—All types, in any quantities.
- TOOLS**—All types, including special turf knives, slicers, piercing forks, etc.
- SPRINKLERS and HOSE FITTINGS.**
- SPRAY PUMPS.**
- MOWERS**—Including "Royal Enfield" motor mowers.

Greenkeepers and Club Secretaries are asked to write for any special requirements or quotations.

## TWO ESSENTIALS TO A HEALTHY GREEN LAWN.

**YATES' LAWN MANURE.**—As used by principal Sports Clubs in New Zealand. One of the principal causes of the failure of so many lawns is the lack of suitable nourishment to sustain the grass, which consequently slowly dies out and allows weeds to take possession. Apply from 2oz. to 4oz. to the square yard, or 56lb. to an ordinary double court tennis lawn.

Price: 7lb., 2/-; 14lb., 3/3; 28lb., 5/-; 56lb., 8/3; 1cwt. 14/6; Sack Lots, 1¼cwt., 16/11 each. Carriage extra.

**A.Y. LAWN CLEANSER (Ferrous Ammonium Sulphate).**

—Provides a means of eradicating weeds and clovers from lawns with speed and precision, and at a fraction of the cost of hand weeding, besides providing a splendid stimulant for the turf. Dust the grass on a bright, sunny morning, just as the dew is beginning to dry off. Apply at the rate of 2oz. per square yard.

Price: 7lb. 2/9, 14lb. 4/9, 28lb. 6/9, 56lb. 10/6. Carriage extra.

All Grass Seed Prices are Nett. Special Quotations for Larger Quantities. Lots under £1 in value, Carriage Extra; lots to value of £1 and over, Carriage paid to Nearest Direct Port or Station.

# TREE SEEDS

# For Shelter, Timber and Ornamental Planting

(Post Free)

An abbreviated list of the most popular and easily grown varieties. Complete list on application (Post Free).

**Acacia Baileyana (Cootamundra).**—A very free flowering variety with silvery foliage, usually sold by florists as Mimosa. 1/9 per 1oz.

**Acacia Decurrens Normalis.**—Although it is a more prolific bloomer than Mollissima. It is not as good for shelter purposes. 2/- per 1oz.

**Acacia Decurrens Mollissima (Black Wattle).**—Quick-growing; should be headed back when 4ft. to 6ft. high. Useful as a temporary hedge only. 9d. per 1oz., 2/6 per 1/2lb., 6/6 per lb.

**Acacia Dealbata (Silver Wattle).**—A hardy and useful variety, splendid firewood, but owing to its habit of suckering, is undesirable for many purposes. 2/3 per 1oz.

**Acacia Florabunda.**—Grows 15ft. to 20ft.; suitable for garden decoration or shelter. 1/- per pkt., 3/3 per 1/2oz.

**Acacia Ornithopora (Kangaroo).**—Prickly, for hedge purposes. 1/9 per 1/2oz. 2/9 per 1oz.

**Acacia Podalyriaefolia.**—Queensland Silver Wattle; has handsome flowers. 1/- per pkt., 2/- per 1/2oz., 3/6 per 1/2oz.

**Acacia Pycnantha (Golden Wattle).**—Attains a maximum height of about 30ft.; grows rapidly. 1/3 per 1/2oz. 2/3 per 1oz.

**Acacia Verticillata.**—A dense growing, hardy, prickly variety that affords shelter right to the ground. 1/- 1oz., 3/3 per 1/2lb., 9/- per lb.

**African Boxthorn.**—Suitable for sandy districts near the sea coast. 1/3 1oz., 3/6 per 1/2lb., 11/6 per lb.

**Albizzia Lopantha.**—Extensively grown around Auckland for quick shelter. It will do well in almost any part of the North Island. Lopantha may be cut and kept at about 6ft. high, making quite a good temporary hedge, or a temporary shelter for a growing permanent hedge. As this tree is not affected by the wattle canker, it has outclassed all the Acacias for quick shelter. 1/3 per 1/2lb., 1/6 per 1/2lb., 2/3 per lb.

**Berberis Vulgaris, or Prickly Barberry.**—One of the best cattle-proof hedges. 9d. per 1oz., 3/- per 1/2lb., 9/- per lb.

**Cupressus Benthami**—40ft. to 50ft.; evergreen. A pyramidal tree suitable for specimens and as shelter trees in damp places where *C. Lawsoniana* or *C. Macrocarpa* die on account of water at the roots. 1/9 1/2oz., 3/3 1oz., 10/- per 1/2lb.

**Cupressus Lawsoniana.**—Will not stand heavy saline winds. Wants good, moist soil. Slow growing, otherwise similar to *Macrocarpa*, but more ornamental. 1/3 per 1oz., 4/6 per 1/2lb., 16/6 lb.

**Cupressus Macrocarpa.**—Timber very durable, and excellent firewood. The farmer's best tree. Short lived on dry soil. Does well near the sea coast; stands clipping. One of the best where a high hedge is required. 9d. per 1oz., 3/- per 1/2lb., 8/6 per lb.

**Hakea Saligna.**—A handsome, quick-growing, hardy hedge, requires cutting. 3/- per 1/2oz., 4/9 1/2oz., 8/- 1oz.

**Oxylobium (Podolobium).**—A hardy, quick-growing leguminous plant with bright yellow flowers; a good shelter hedge, if cut back in early spring each year. 2/6 per 1/2oz., 3/6 per 1/2oz., 5/6 per 1oz.


**P. Maritima, or Pinaster (Cluster Pine).**—The wood is soft and resinous, and yields French turpentine largely. It is amongst the best trees for consolidating sandy coasts. 9d. 1oz., 3/- 1/2lb., 10/6 per lb.

**P. Muricata (Bishop's Pine).**—Does well near sea coast, shelter only; harder than *P. Radlata*. 1/9 1/2oz., 3/- 1oz.

**P. Ponderosa (Yellow Pitch Pine).**—Grows comparatively quickly; the wood is yellowish, hard, strong, heavy and durable. For general purposes it is a very useful timber. 2/- per 1/2oz., 3/9 per 1oz.

**P. Insignis.**—No other imported tree has adapted itself so well to our climatic conditions as the *Insignis*. The timber is useful and largely used for rough building purposes. 9d. 1oz., 3/- 1/2lb., 10/6 per lb.

**Tagasaste (Tree Lucerne).**—Quickest and hardest temporary hedge, lasting eight to ten years. 9d. 1oz., 2/- 1/2lb., 5/- per lb.



## EUCALYPTUS

The following varieties have been found most suitable for New Zealand conditions. We have used the following abbreviations to describe their characteristics:—

- V.D.—Very durable in ground.
- M.D.—Moderately durable in ground.
- N.D.—Not durable in ground.
- T.S.S.—Tender in seedling stage.
- M.T.S.S.—Moderately tender in seedling stage.
- H.S.S.—Hardy in seedling stage.

**Euc. Botryoides (Bastard Mahogany).** (V.D., H.S.S.) Will stand saline winds. Hardy as grown trees. Walkato and North Auckland. 2/9 1/2oz., 4/6 1oz., 13/6 per 1/2lb.

**Euc. Calophylla (Red Gum of W. Aust.).** (D., M.T.S.S.) Rapid grower; timber tough; suitable for building, handles for farm implements. 3/- per 1/2oz., 5/- per 1oz., 16/6 per 1/2lb.

**Euc. Calophylla Rosea.**—Similar habits to *E. Ficifolia*, except that the trusses are smaller and of a lovely pink shade. Summer flowering. 1/- pkt., 7/9 per 1/2oz.

**Euc. Campageii (Scarlet Flowering).**—Fine ornamental variety. 1/- per pkt.

**Euc. Citriodora (The Lemon-scented Gum).**—Ornamental only. 3/- per 1/2oz., 5/- per 1oz.

**Euc. Eugenioides (Stringy Bark.)** (V.D., T.S.S.) Ideal pole tree. Not big grower. Wants free subsoil. Will not do on clay pan. Slow grower. North Island. 2/9 per 1/2oz., 4/6 per 1oz., 13/6 per 1/2lb.

**Euc. Fastigata.** (M.D., M.T.S.S.) Very rapid grower. House timber. A very valuable tree. Good for shelter. 3/- 1/2oz., 5/- 1oz., 16/6 1/2lb.

**Euc. Ficifolia (Crimson-flowered Gum).** Ornamental only. 1/- pkt., 7/9 1/2oz., 13/6 per 1/2oz., 21/6 per 1oz.

**Euc. Globulus (Tasmanian Blue Gum).**—(M.D.) Must be grown in cool climate in good soil. South Island only or high altitude. 3/- per 1/2oz., 5/- per 1oz., 16/6 per 1/2lb.

**Euc. Gunnii (Cider Sap.)** (V.D., H.S.S.) Alpine species. 3/- 1/2oz., 5/- 1oz., 16/6 per 1/2lb.

**Euc. Leucoxylon Rosea.**—A very fine ornamental Gum, pink flowers produced during winter months. 1/- pkt.

**Euc. Macarthurii (Swamp or River Woolly-Butt).** (M.D., H.S.S.) Killed by saline winds. Inland, a valuable farm tree. The easiest of Eucs. to establish. Prefers good moist soil. Does well on pumice soil. 3/- 1/2oz., 5/- 1oz., 16/6 per 1/2lb.

**Euc. Muelleriana (Yellow Stringy Bark of Gippsland).** (V.D., M.H.S.S.) A valuable pole tree. Does well all over North Island. 2/9 1/2oz., 4/6 1oz., 13/6 per 1/2lb.

**Euc. Obliqua (Tasmanian Stringy Bark).** (M.D., T.S.S.) Very vigorous grower; a most valuable tree. North Island and North of South Island. 3/- per 1/2oz., 5/- per 1oz., 16/6 per 1/2lb.

**Euc. Pilularis (Blackbutt of S. Queensland, N.S.W. and Victoria.)** (V.D., T.S.S.) Auckland and North, in sheltered localities; grows to large size; a valuable tree. 2/9 1/2oz., 4/6 1oz., 13/6 per 1/2lb.

**Euc. Regnans (Giant Gum).** (N.D.) South Island or high altitude North Island. A very good timber producer. Will not stand saline winds. 3/- 1/2oz., 5/- per 1oz., 16/6 1/2lb.

**Euc. Saligna (Queensland Blue Gum).**—2/9 1/2oz., 4/6 1oz., 13/6 1/2lb.

**Euc. Siberiana (Mountain Ash of Victoria).** (M.D.) Doing well at Rotorua, also at Karaka and Papakura. Good milling tree. Resists saline winds. 2/9 1/2oz., 4/6 1oz., 13/6 1/2lb.

**Euc. Viminalis (Manna Gum).** (M.D., H.S.S.) Doing well on Walkato pumice. Needs frost and moist, free subsoil. In suitable localities a very fast grower. A good farmer's tree. 2/9 1/2oz., 4/6 per 1oz., 13/6 per 1/2lb.

Plant or Sow Your Tree THIS Year. Life is Short, and Trees Grow Slowly

# The PLANTERS' GUIDE for YATES' RELIABLE VEGETABLE SEEDS

The information given here is as accurate as can be gathered, allowing for the different ways of planting and different distances practised by growers. The usual distances are here given, and the planter must use his judgment for his particular case. Where garden cultivation is by wheel hoe, the greater distance is better employed, and where it is by hand work, the smaller distance or even less may be better. If the patch will be cultivated by horse, the distances in the field culture column should be used.

The great difference between the number of days the various crops take to mature, such as Cauliflower, 85 to 120 days, is accounted for by the great difference between the early and late varieties.

Variety.	Time to Plant in Auckland.	Time to Plant, General.	Quantity of Seed required for 1 acre.	Quantity required to sow 100ft.	1 packet will sow	Depth to Plant.	FIELD CULTURE.		GARDEN CULTURE.		Crops mature in about
							Rows apart.	Plants apart in rows.	Rows apart.	Plants apart in rows.	
Artichoke, G. . . . .	September	Spring	1 lb.	1 oz.	25 feet	1 in.	48 in.	36 in.	36 in.	36 in.	12 months
Artichoke, Jer. . . . .	August	Early Spring	1 lb.	3 lbs.	—	4 in.	48 in.	15 in.	24 in.	24 in.	8 months
Asparagus . . . . .	September	Early Spring	1 lb.	1 oz.	25 feet	1 in.	48 in.	24 in.	36 in.	36 in.	2 years
Beans, Broad . . . . .	May to June	Winter	1 bushel	1 quart	30 feet	2 to 3 in.	48 in.	4 to 8 in.	48 in.	48 in.	100 days
" Dwarf F. . . . .	Oct. to Feb.	Spring & Sum.	1 1/2 bushels	1 lb.	40 feet	1 to 2 in.	36 in.	1 to 2 in.	24 to 36 in.	24 to 36 in.	84 days
" Climbers . . . . .	Oct. to Feb.	Spring & Sum.	1 bushel	1 lb.	30 feet	2 to 3 in.	60 in.	4 to 6 in.	60 in.	60 in.	100 days
" Butter . . . . .	Oct. to Feb.	Late Sp. & Sum	1 bushel	1 lb.	40 feet	2 to 3 in.	36 in.	2 to 3 in.	24 to 36 in.	24 to 36 in.	65 days
Beetroot . . . . .	All year round	Spring	5 lbs.	2 oz.	12 feet	1/2 in.	20 to 24 in.	2 to 3 in.	12 to 15 in.	2 to 3 in.	70 days
Broadbean . . . . .	Sept. and Jan.	Spring	1 lb.	3 oz.	300 plants	1/2 in.	30 to 36 in.	24 in.	24 to 30 in.	24 in.	140-196 days
Borecole . . . . .	Sept. to Dec.	Spring	6 oz.	3 oz.	500 plants	1/2 in.	36 in.	24 in.	24 in.	24 in.	76 days
B. Sprouts . . . . .	Sept. to Dec.	Spring	6 oz.	3 oz.	500 plants	1/2 in.	36 in.	24 in.	24 in.	18 in.	125 days
Cabbage . . . . .	Jan., Aug. & Oct	Spring	1 lb.	3 oz.	500 plants	1/2 in.	36 in.	24 in.	24 in.	18 in.	90-120 days
C. Gooseberry . . . . .	August	Early Spring	1 oz.	3 oz.	500 plants	1/2 in.	36 in.	24 in.	36 in.	24 in.	120 days
Capstern . . . . .	August	Early Spring	3 to 4 lbs.	3 oz.	30 feet	1/2 in.	36 in.	18 in.	24 in.	15 in.	130-200 days
Carrots . . . . .	All year round	Spring	6 oz.	1 oz.	300 plants	1/2 in.	22 to 28 in.	3 to 4 in.	12 to 18 in.	3 to 4 in.	45-90 days
Cauliflower . . . . .	June to Jan.	Spring	4 oz.	3 oz.	300 plants	1/2 in.	36 to 48 in.	6 in.	24 to 18 in.	6 in.	85-120 days
Celery . . . . .	Aug., Sept., Oct	Spring	4 oz.	3 oz.	350 plants	1/2 in.	36 to 48 in.	6 in.	12 to 18 in.	6 in.	110-160 days
Celeriac . . . . .	Aug., Sept., Oct	Spring	4 oz.	3 oz.	300 plants	1/2 in.	72 in.	72 in.	72 in.	7 in.	120 days
Choko . . . . .	Sept.-Oct.	Spring	3	5	—	2 in.	36 to 48 in.	6 in.	30 to 36 in.	6 in.	200 days
Corn, Sweet . . . . .	Sept. to Dec.	Late Sp. & Sum	15 lbs.	1 lb.	—	1 in.	Broad	cast	thickly.	—	65-90 days
Cress . . . . .	All year round	Spr., Sum., Aut	14 lbs.	1 oz.	75 feet	1/2 in.	5 ft.	5 ft. hills	5 feet	5 ft.	20 days
Cucumber . . . . .	Sept. to Dec.	Late Spring	1 lb.	3 oz.	12 hills	1 in.	36 to 48 in.	24 to 30 in.	36 in.	20 to 24 in.	85-120 days
Egg Plant . . . . .	October	Spring	1 lb.	3 oz.	50 plants	1/2 in.	30 in.	8 to 12 in.	24 in.	20 to 24 in.	150-160 days
Endive . . . . .	Oct. to Jan.	Spring	4 lbs.	3 oz.	200 plants	1/2 in.	24 to 30 in.	6 in.	24 to 18 in.	8 to 10 in.	100 days
Garlic . . . . .	September	Autumn	1 1/2 cwt.	1 lb.	—	1/2 in.	30 to 36 in.	12 in.	24 in.	4 to 6 in.	150 days
Kohl Rabi . . . . .	Oct. and Nov.	Spring	2 lbs.	1 lb.	30 feet	1/2 in.	24 to 30 in.	15 in.	24 in.	8 to 12 in.	112 days
Kumaras . . . . .	September	Early Spring	2,250 plants	75 plants	—	1/2 in.	30 to 36 in.	6 in.	12 to 18 in.	6 in.	96 days
Leeks . . . . .	Sept. to Jan.	Late Spring	5 lbs.	3 oz.	50 feet	1/2 in.	30 to 28 in.	10 to 12 in.	15 to 18 in.	8 to 10 in.	112 days
Lettuces . . . . .	All year round	Early Spring	3 lbs.	3 oz.	500 plants	1/2 in.	72 in.	48 in. hills	48 in.	48 in. hills	65 days
Melon, Rock . . . . .	Sept., Oct., Nov.	Ear. Sp. & Sum.	3 lbs.	3 oz.	12 hills	1 in.	96 in.	60 in. hills	72 in.	60 in. hills	120-140 days
" Water . . . . .	September	Spring & Sum.	3 lbs.	3 oz.	6 hills	1 in.	96 in.	60 in. hills	72 in.	60 in. hills	120-140 days
" Pie . . . . .	October	Spring	8 lbs.	1 oz.	6 hills	1 in.	Broad	cast	thickly.	—	14 days
Mustard . . . . .	All year round	Spr., Sum., Aut.	4 to 5 lbs.	1 oz.	60 feet	1/2 in.	24 in.	4 in.	12 in.	4 in.	140 days
Onion Seed . . . . .	March to Sept.	Early Spring	About 2 cwt.	1 oz.	30 feet	1/2 in.	24 in.	6 in.	24 in.	6 in.	100 days
Onions, Tree . . . . .	May	Early Spring	About 6 cwt.	1 1/2 lbs.	—	1/2 in.	24 in.	8 to 12 in.	24 in.	8 to 12 in.	100 days
" Potato . . . . .	May	Early Spring	3 lbs.	3 lbs. small	—	1/2 in.	24 in.	8 to 12 in.	24 in.	8 to 12 in.	100 days
Parsley . . . . .	Mar. and Sept.	Spring	3 lbs.	1 oz.	20 feet	1/2 in.	24 to 36 in.	12 in.	18 in.	12 in.	80 days
Parsnip . . . . .	Mar. and Sept.	Spring	7 lbs.	3 oz.	30 feet	1/2 in.	24 to 36 in.	12 in.	18 in.	12 in.	100 days
Peas . . . . .	Aug. to Feb.	Ear. & L. Spring	1 1/2 to 2 bus.	1 lb.	30 feet	1/2 in.	36 to 48 in.	4 to 6 in.	12 in.	4 to 6 in.	80 days
Potatoes . . . . .	July to Nov.	Late Spring	10 cwt.	5 lbs.	30 feet	1/2 in.	36 to 48 in.	1 to 2 in.	20 to 36 in.	1 to 2 in.	72-112 days
Pumpkin . . . . .	Sept. and Oct.	Late Spring	3 to 4 lbs.	1 oz.	6 hills	1 in.	96 to 120 in.	72 in. hills	24 to 36 in.	24 to 36 in.	112-130 days
Rhubarb . . . . .	All year round	Spr., Sum., Aut.	9 lbs.	1 oz.	20 feet	1/2 in.	20 to 24 in.	2 to 3 in.	12 in.	2 in.	100 days
R. or Sept. . . . .	June or Sept.	Spring	2 lbs.	1 oz.	60 feet	1/2 in.	48 in.	4 in.	24 in.	2 in.	30 to 45 days
Salsify . . . . .	Sept. to Oct.	Spring	10 lbs.	1 oz.	20 feet	1/2 in.	24 in.	8 in.	12 in.	3 in.	2 years
Shallots . . . . .	May and June	Spring	1 1/2 cwt.	2 lbs.	—	1/2 in.	24 in.	8 in.	12 in.	3 in.	150 days
Spinach . . . . .	All year round	Spring & Sum.	10 lbs.	1 oz.	50 feet	1 in.	24 in.	8 in.	12 in.	6 in.	50 to 60 days
Squash, Summer . . . . .	October	Spring	2 lbs.	3 oz.	8 hills	1 in.	48 in.	48 in. hills	48 in.	48 in. hills	65 days
" Winter . . . . .	October	Spring	3 lbs.	3 oz.	6 hills	1 in.	60 in.	60 in. hills	60 in.	60 in. hills	150 days
Tobacco . . . . .	Aug. to Oct.	Spring	1 oz.	1-16 oz.	500 plants	1-16 in.	36 to 48 in.	36 in.	36 in.	24 in. staked	112 days
Tomatoes . . . . .	Aug. to Oct.	Spring	2 oz.	1 oz.	75 plants	1/2 in.	60 in.	24 in. staked	60 in.	24 in. staked	150 days
Turnips . . . . .	All year round	Spr., Sum., Aut.	2 lbs.	3 oz.	75 feet	1 in.	36 in.	4 in.	12 in.	4 in.	60 to 75 days
Veg. Marrow . . . . .	Sept. and Oct.	Spring	2 1/2 lbs.	3 oz.	8 hills	1 in.	60 in.	60 in. hills	60 in.	60 in. hills	120-150 days

The more one learns about Farming or Horticulture, the more one learns to put in less and do it better, in other words, plant less area in seeds, plants or trees, but put in MORE MANURE and more time cultivating them. You cannot continue to take out what you do not first put into the soil.

# VEGETABLES

for the

# EPICURE

*There is a thrill of delight awaiting those who have never tasted the exquisite richness of selected varieties of fresh vegetables obtained directly from their own garden.*

THE FOLLOWING LIST OF VEGETABLE SEEDS is based on experience of New Zealand conditions and gardening requirements extending over a period of fifty years, and in addition field tests have been consistently carried out for well over a quarter of a century at our trial grounds. In these "trials" we grow to maturity not only our own main lines, but also samples obtained from various parts of the world, thereby ensuring that our list contains the finest types and best strains obtainable.

**NOTICE IN REFERENCE TO VARIETIES.**—Modern varieties of Vegetables are in a great many cases selections and highly-improved strains of older and inferior types. These improved strains are stable to a certain degree only, and considerable care is entailed in the growing of high-grade seeds to keep these types up to present standard and to improve on them. We would point out, therefore, that under conditions of soil and season not altogether favourable, varieties may vary from the description in these pages, especially as regards earliness or lateness of season, type and keeping quality. The descriptions are intended to serve as a guide only in the selection of sorts likely to prove most suitable for purposes required. **ATTENTION IS DRAWN TO CONDITIONS OF SALE** on Page 94.



## Asparagus

**HOW TO GROW.**—Sow seeds in the spring thinly in drills, 1in. apart, giving each plant two to three inches space in the rows. Soil should be enriched and thoroughly prepared. When one or two years old, transplant into furrows 2ft. to 4ft. apart and 10in. to 12in. deep, or as deep as surface soil will permit. Leave about 18in. between plants in the row. Roots should be well spread and covered to a depth of two to three inches. Fill in gradually as plants grow. Cut very sparingly if any, the first year after transplanting. In autumn cut and burn stalks. Apply manure dressing.

**CONNOVER'S COLOSSAL**—Grows to a large size; very thick and fleshy. Supersedes Palmetto. 6d. pkt., 1/6 per 1oz., 3/3 per 1/2lb. Post Free.

**MARY WASHINGTON**—Most popular in U.S.A. and with New Zealand commercial growers. The latest development in rust-resisting Asparagus. Very tight tips of fine quality. Heavily productive. Will grow faster and cut earlier than any other variety. 6d. pkt., 2/- per oz., Post Free.


**ASPARAGUS ROOTS, Connover's.** A saving of two or more years can be made by planting roots. A family of average size will find one hundred roots sufficient to keep it supplied with Asparagus during the season. Price, packing and carriage extra: 2/6 doz., 17/6 and 20/- per 100.



*Asparagus needs attention to grow well, but repays the trouble taken.*

### JERUSALEM ARTICHOKE


The tubers may be planted whole or cut into one or three eyed pieces, in the same way that potatoes are prepared for planting. Plant in rows 3ft. apart, placing the tubers or cut pieces about 18in. apart in the row. 3d. per lb., 1/3 per 7lb., 2/- per 14lb., 3/- per 28lb., 5/6 per 56lb.; carriage extra.



*Jerusalem Artichokes are grown from tubers like potatoes, but take no blight.*

### GREEN GLOBE OR FRENCH ARTICHOKE

The seed of this hardy perennial may be sown early in the spring, in rows, six inches apart. Transplant when of sufficient size to the open without disturbing the roots. The rows should stand three feet apart, allowing two feet between the plants. A rich sandy loam is preferable, but any good garden soil, deeply trenched, and made rich with plenty of well-rotted manure, will sufficiently meet requirements. This vegetable is useful for its scaly flower heads, which are delicious when boiled, the meaty part at the base of each scale being eaten with butter and salt, or favourite salad dressing. One ounce of seed will sow thirty feet of drill. 6d. per pkt., 2/6 per 1oz., 7/6 per 1/2lb., post free.



*The fleshy buds of the Globe Artichoke are a rare delicacy.*


**Keep your garden busy producing vegetables all the year! Make it work full time! Sow small quantities at intervals of a few weeks and the crops then mature in succession.**

**With Yates' Seeds a Keen Gardener Can Cut 10/- to £1 a Week off the Housekeeping Bill!**



# BEETROOT

**HOW TO GROW.**—Deep, rich, dry land, which has been well manured for a preceding crop, is the best suited for Beet, though it will succeed in most soils. Sow in spring, in rows nine inches apart, and afterwards thin out to four or five inches between the plants. In warmer climates Beet may also be grown in autumn.



*For every purpose there is no better Beet than Yates' Derwent Globe. In its young stage it is ideal for bottling.*

**Egyptian Turnip-Rooted.**—A very early variety, and a favourite with market gardeners. 6d. per pkt., 1/- per 1oz., 2/ per ½lb., 3d. small pkt., post free.

**Crimson Globe.**—The old strain which is now superseded by Yates' Derwent Glohe. 6d. per pkt., 1/- per 1oz., 2/- per ½lb., 3d. small pkt., post free.

**Excelsior, Blood Red.**—A long tapered variety, rather awkward for boiling. 6d. per pkt., 1/3 per 1oz., 2/6 per ½lb., post free.

**YATES' DERWENT GLOBE (Improved Crimson Globe).**—Later than Yates' Turnip Rooted, globular in shape and of excellent quality. This is the finest strain of Crimson Glohe type we have seen. Flesh and skin of a beautiful deep colour and fine texture. A most excellent variety for home and market use. 6d. per pkt., 1/3 per 1oz., 2/6 per ½lb., post free.

**YATES' OBELISK.**—This is a new and quite distinct variety. The roots are oval and cut without waste. Is one of the earliest, and for quality, colour and flavour it is the best for the private garden as well as for market. See photo below. Every large grower should test out this variety. 6d. per pkt., 1/3 per 1oz., 2/6 per ½lb., post free.

**YATES' SELECTED TURNIP-ROOTED.**—The best extra early for market use. The flesh is of a dark crimson colour; it has a rich, sweet flavour when cooked, and is tender and free from fibre and toughness. 6d. per pkt., 1/3 per 1oz., 2/6 per ½lb., post free.

**Nonpareil.**—The roots are oval and cut without waste; very similar to Obelisk. 6d. per pkt., 1/3 per 1oz., 2/6 per ½lb.

**Dell's Crimson.**—Roots dark crimson; splendid flavour. For its beautiful dark foliage it is admirably adapted for borders. 6d. per pkt., 1/3 per 1oz., 2/6 per ½lb., post free.



**Perpetual** (in colander) is the best for cooking as spinach; dark green, broad ribbed, for commercial growers.

—  
See Colour Photo on Back Cover.

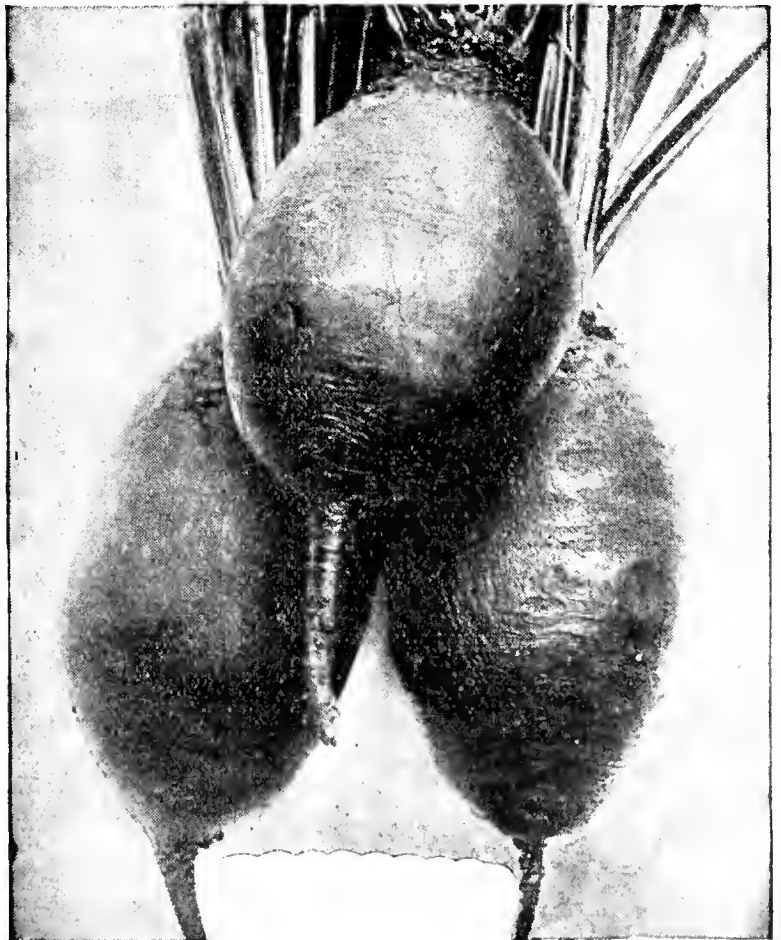
## SILVER BEET

**Note.**—When gathering the leaves, cut them 4in. above the ground; then the plants will produce another crop of leaves.

**Lucullus.**—Light green, very crumpled foliage, with medium large midribs which can be cooked and served with melted butter, like asparagus tips, while the other portions of the leaf make excellent greens. 6d. per pkt., 1/- per oz., 1/9 per ½lb., post free.

**Dark Green Broad Ribbed.**—Dwarfer, smoother leaved and darker green than Lucullus, and the recommended variety for commercial growers. 6d. per pkt., 1/- oz., 1/9 ½lb., post free.

**Perpetual Spinach or Spinach Beet.**—A variety that has become an important adjunct to the supply of vegetables, inasmuch as it gives a continuous supply of fine leaves which may be used when other sorts are not available. The plants should be thinned out to 6in. or 8in. apart in rows, which should be one foot apart. Particularly valuable when sown in the autumn for cutting in the winter and spring. 6d. per pkt., 1/- 1oz., 1/9 per ½lb.



*Yates' Obelisk is an oval shape that cuts without waste and is one of the earliest.*

# BEANS

## Climbing French or Runner Beans

**HOW TO GROW**—Sow in the spring and early summer, in rows 4ft. to 6ft. apart. When two or three inches above the surface, stakes eight feet high should be provided for them. They will not stand frost. A packet will sow from twenty to thirty feet.

These climbing beans are of great value to the man with small garden space. They can be grown up pillars made of stout stakes, on wire netting or strings; and for covering the garden fence with "something useful" they have no equal, provided some wire netting or other support is furnished for the tendrils to cling to.

**MARKET WONDER**—A very early, white seeded variety. Pods 6in. to 7in. long, roundish, and nearly straight. Very tender, fleshy, and stringless, and of high quality. Colour medium green. Excellent home and market variety, and the finest of any of the Runner Beans. 6d. per pkt., 2/6 per 1lb., 6/3 per 3lb., post free; or 2/3 per 1lb., 5/6 per 3lb., 11/6 per 7lb., carriage extra.

**YATES' EVER-BEARING STRINGLESS**—Stands hot climates well, perhaps better than any other Runner Bean. The pods are flat, fleshy and stringless, grow in clusters, and are tender and good flavoured. A remarkably heavy cropper, and very late. 6d. per pkt., 2/3 per 1lb., 6/- per 3lb., post free; or 2/- per 1lb., 5/3 per 3lb., 10/6 per 7lb., carriage extra.

**SCARLET RUNNER EMPEROR**—A choice selected stock of this well-known climber. Produces an abundance of very fine quality Beans. 6d. per pkt., 2/3 per 1lb., 5/9 per 3lb., post free; or 2/- per 1lb., 5/- per 3lb., 10/6 per 7lb., carriage extra.

**SCARLET RUNNER**—Good sort for general use. Pods small, but good cropper. 6d. per pkt., 1/9 per 1lb., 5/3 per 3lb., post free; or 1/6 per 1lb., 4/6 per 3lb., 10/- per 7lb., carriage extra.

**EPIPURE**—A very late, but popular variety; bears a large crop of flat, handsome, stringless pods of excellent quality. 6d. per pkt., 2/3 per 1lb., 6/- per 3lb., post free; or 2/- per 1lb., 5/3 per 3lb., 10/6 per 7lb., carriage extra.

## BROAD BEANS

**HOW TO GROW**—These Beans thrive best in strong, tenacious soil, but they will succeed almost anywhere. Sow at intervals for success at any time during autumn and winter, and (in cold climates) in the spring. A packet will sow twenty feet.

### BROAD WINDSOR

We continue to re-select this well-known Broad Bean, the seeds being carefully selected from the healthier and most prolific plants. We supply the finest Windsor Beans in cultivation. The pod of this superior strain averages above five inches in length, each pod containing four to five large beans. A very heavy cropper. 6d. pkt., post free. **Bulk Quantities**—Owing to a partial crop failures and resultant shortage, we cannot supply in larger quantities than 6d. packets.

### EARLY LONG POD

By careful selecting, we have produced a Bean of extra large size, many of the pods being nine inches long, well filled with beans of excellent flavour. 6d. pkt., post free. **Bulk Quantities**—Owing to a partial crop failure and resultant shortage, we cannot supply in larger quantities than 6d. packets.

## LIMA BEANS

**HOW TO GROW**—Plant in the late spring when the ground is warm, and treat as other Beans. These are only suitable for warm climates, and should not be planted quite so early in the spring as the Kidney Beans. They may be used like Broad Beans, shelled from the green pods, or they can be allowed to ripen and can be cooked similar to the dry Haricots, to which they are much superior.

### BUSH LIMA

The seeds of this variety approximate in size to the Tall Lima, but it does not require sticking. 6d. per pkt., 2/6 per lb., post free; 2/3 per lb., carriage extra.

*Yates' Market Wonder is the most prolific and finest flavoured of the Climbing Beans; very early; long, round, fleshy, stringless pods.*

Considering that we yearly grow large quantities of Peas and Beans for export to seedsmen in overseas countries, we are in an excellent position to quote for larger quantities than are mentioned in this book, and will be pleased to hear from anyone who is wanting same.

For Summer use Green, and Winter use as Dry Beans, grow Sydney Wonder

# BEANS

## DWARF FRENCH

These Beans thrive in almost any soil. All classes of Beans possess high nutritive value, due to their large percentage of protein. Beans adapt themselves to a great variety of soils and will, perhaps, give better results on poor soils than almost any other crop. Nevertheless, Beans respond to good soils and good treatment fully as well as any other plant. For best results, a warm, loamy soil, full of humus, is to be recommended. Beans should not be planted until danger of frost is over, and the soil is in a good, warm condition.


### YATES' SELECTED CANADIAN WONDER.—

Successional sowings at intervals of from seven to ten days will ensure supply of prime quality pods from early summer to winter. The bushes are densely packed with clusters of green pods, long, broad and flat; very uniform. 6d. pkt., 2/3 1lb., 6/9 3lb., post free; or 2/- 1lb., 6/- 3lb., 11/- 7lb., carriage extra.

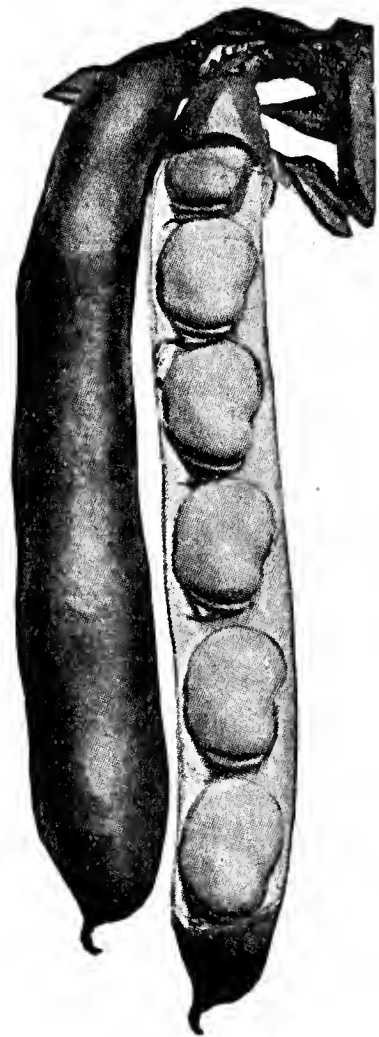
**SYDNEY WONDER** — A prolific and continuous bearer. This grand variety is a great improvement on any of the French Beans previously catalogued. Withstands blight better than other varieties. A splendid variety for winter use as a dry bean. 6d. per pkt., 2/3 1lb., 6/- 3lb., post free; or 2/- 1lb., 5/3 3lb., 10/6 7lb., carriage extra.

**THE PRINCE**—An excellent heavy cropping, early-maturing variety, bearing long, thick, fleshy, stringless pods up to 11 inches long. Ready about ten days before Canadian Wonder, and is generally free from "wilt." Has our recommendation for Market and Home garden. 6d. pkt., 2/9 1lb., 7/9 3lb., post free; or 2/6 1lb., 7/- 3lb., carriage extra.

With all Beans, shallow cultivation should be frequent until blossoming; then stop to avoid root injury, which might cause the flowers to drop off. For a succession plant every two or three weeks from spring until early autumn.



"Sydney Wonder" Dwarf French is a splendid cropper, and may be used green and also dried for winter use.



Broad Beans are quite distinct in flavour. See opposite page.

## DWARF BUTTER or WAX

**STRINGLESS AND GOLDEN PODDED**

**HOW TO GROW:** Treat same as ordinary Dwarf French Beans.

### STARTLER GOLDEN WAX

Very productive. Pods waxy yellow, solid, tender and stringless. In our trials, year after year, this variety proves to be the hardiest and best all-round yellow wax or butter bean. 6d. per pkt., 2/3 per 1lb., 6/- per 3lb., post free; or 2/- per 1lb., 5/3 per 3lb., 10/6 per 7lb., carriage extra.

### PURPLE PODDED WAX

An entirely distinct type of Wax Bean. The whole plant, leaves and pods, are purple. The heavy crop of solid, brittle and entirely stringless pods is of delicious flavour, and turns green when cooked. 6d. per pkt., 2/3 per 1lb., 6/- per 3lb., post free; or 2/- per 1lb., 5/3 per 3lb., 10/3 per 7lb., carriage extra.

### FOR COMMERCIAL SEED USERS

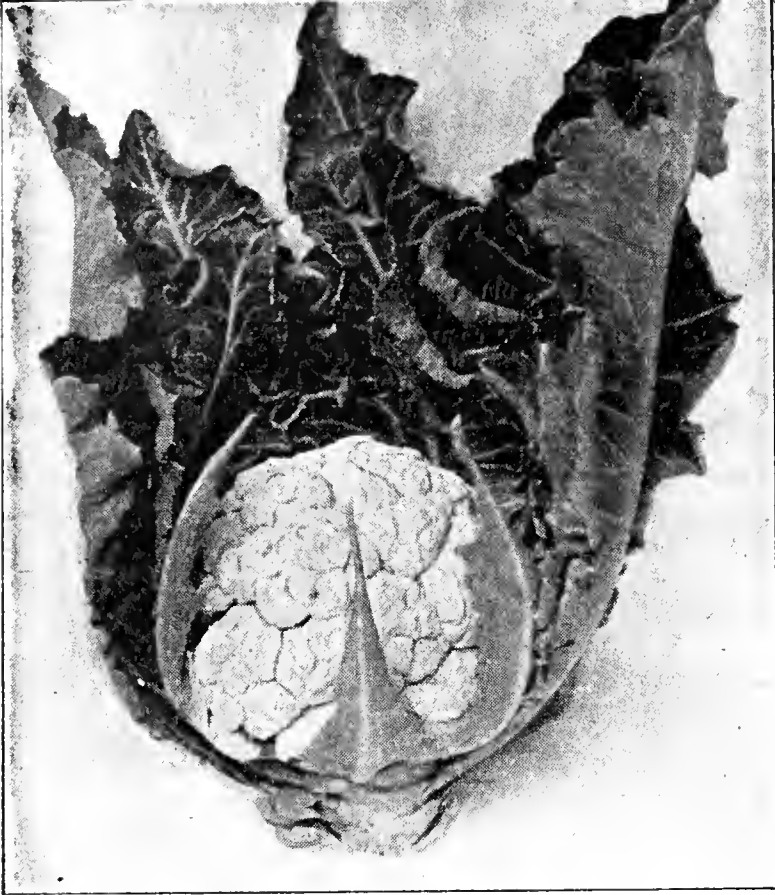
and for specialised activities of the farmer, the vegetable market grower, the commercial flower grower, Yates' Farm Catalogues and periodic publications dealing with seeds, manures, etc., Yates' Current Price Lists, which are issued monthly, incorporating all lines from Bird Seeds to Pumps, available free to all bona fide applicants.

### NOTE re QUANTITIES SUPPLIED

Beans on these pages and also Peas on Pages 67-69 are quoted in 6d. packets, 1lb. packets, and upwards. We cannot execute orders for less than one pound in bulk; smaller quantities supplied in 6d. packets only, i.e., no half pounds supplied.

Beans should be kept picked and they will then keep on bearing

ARTHUR YATES & CO. LTD.  
BOX 1109 - - AUCKLAND



*This is Late White, a hardy heading type of broccoli. See in next column.*


## **BROCCOLI** SPROUTING or NON-HEADING TYPE

### **SPROUTING IMPROVED**

Sown in the open ground in March and planted out 2ft. apart and allowing 3ft. between the rows, the plants produce a large central head during the early summer. After this is cut a profusion of sprouts are produced which enable this delicious vegetable to be available over a period of two or three months. Both the heads and sprouts should be cut with at least 6in. stem, which possess a distinctive and delicious flavour. Before cooking, the stems should be peeled, and if the sprouts are tied in bundles so that the form is retained, this vegetable may be eaten in the same manner as Asparagus. Should be sown in the autumn. See illustration. 6d. per pkt., 2/6 per ½oz., 3/9 per ¼oz., 6/3 per 1oz., 13/6 ½lb., post free.

### **NINE STAR PERENNIAL**

This vegetable has created much interest. Planted out in well manured land 4ft. apart each way, a permanent bed of Broccoli will be produced, each plant of which will give a crop of from five to fifteen heads of good size year after year. 6d. per pkt., 4/- per ½oz., 6/6 per ¼oz., 10/- per 1oz., post free.



*Brussels Sprouts are a great delicacy. Do well in cold districts.*

## **BRUSSELS SPROUTS**

### **YATES' CHAMPION**

Will succeed in almost any kind of soil, provided it is well and deeply cultivated and fairly manured. Sow seed in September and up to December for successional crops. The sprouts should be ready for cutting in the latter part of April, and will continue to bear right through the winter. We stock only one variety—the best. 6d. per pkt., 1/6 per 1oz., 4/6 per ½lb., post free.

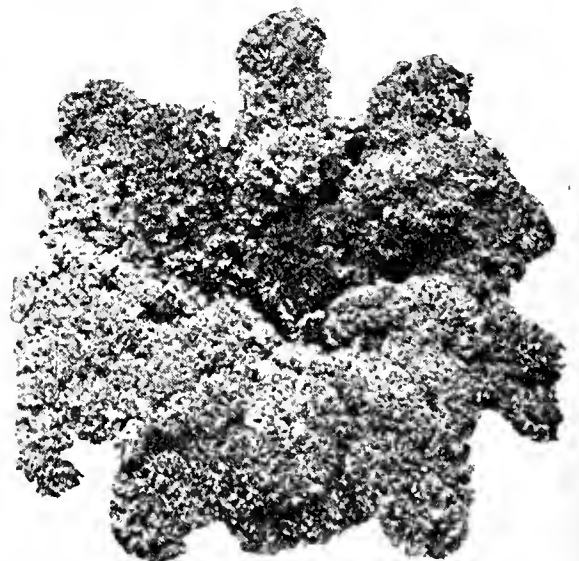
### **BORECOLE**

(Scotch Kale or Curly Green)

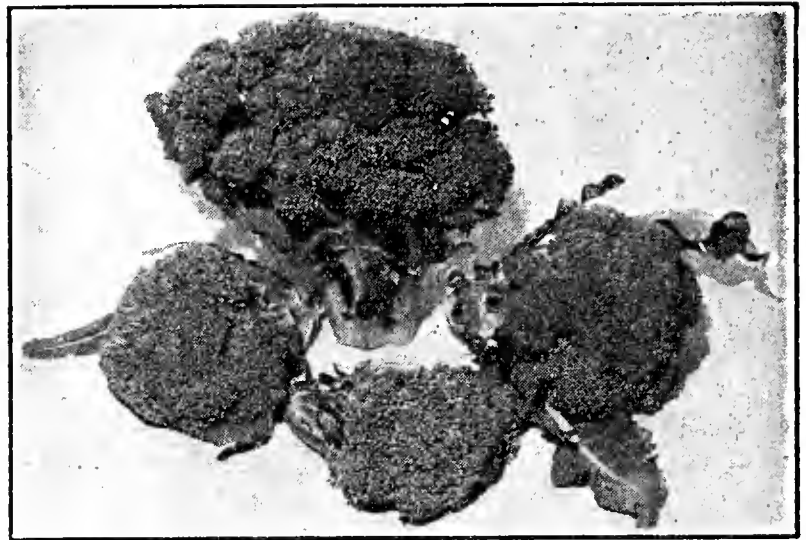
Cultivate as for Cabbage. Highly valued on account of its extreme hardness, withstanding all frosts. Is also of delicate flavour, and is worthy of extensive cultivation.

### **YATES' DWARF GREEN CURLED**

A very fine, hardy Scotch strain, of dwarf growth; excellent for winter and spring, producing an abundance of side shoots. 6d. per pkt., 1/6 per 1oz., 4/- per ½lb., post free.



*For districts with heavy winter frosts Borecole is a deliciously flavoured dish*



*Over-cooking destroys the shape, colour, and delicate flavour of Sprouting Broccoli. Fifteen or twenty minutes is enough. Cut them before the sprouts open out.*

## **BROCCOLI** CAULIFLOWER OR HEADING TYPE

**HOW TO GROW.**—Sow late in spring and early summer. Treat the same as Cauliflower, which it greatly resembles, except that it is later and hardier and more suitable for winter flowering in cold climates. It will head in during the following winter and spring. A packet will produce 200 plants.

### **VEITCHES' SELF-PROTECTING**

A vigorous growing variety, having a large number of long, stiff leaves, the centre ones curling and twisting over, protecting the head, which is very white and compact, and keeps firm for a long time. The best for market. 6d. per pkt., 1/9 per ½oz., 2/9 per 1oz., 8/6 per ½lb., post free.

### **LATE WHITE**

A very superior stock, of hardy constitution, medium sized, heads remaining a long time fit for use, white and well protected. The best winter variety in cultivation. 6d. per pkt., 1/9 per ½oz., 2/9 per 1oz., 8/6 per ½lb., post free.

### **WALCHEREN**

Very hardy; bears large white, compact heads. A splendid mid-season variety; one of the best for successive sowings. 6d. per pkt., 2/6 per ½oz., 4/- per 1oz., 11/9 per ½lb., post free.

**ADAMS' EARLY WHITE** and **ELLETSON'S MAMMOTH** can also be supplied. Each 6d. pkt., 1/9 per ½oz., 2/9 per oz., 8/6 per ½lb., post free.

# Cauliflowers of Distinction

**HOW TO GROW.**—The main thing in growing good Cauliflowers is to rush them on quickly and never allow them to be checked in their growth. In dry weather they should be copiously watered, especially if just planted out. The soil should be deeply trenched and well dressed with manure, and occasional dressings of liquid manure during the growing season will materially increase the crop. Sow in seed beds, and when large enough, transplant in rows 2ft. apart and 18in. between the plants. Hill up between the rows, and keep the ground well cultivated. Summer and autumn are the best seasons to sow. The later varieties are very much the hardiest, and will often make good heads under circumstances which would cause the early varieties to "button." The early sorts mature in three to four months, the later ones five to eight months. A packet will grow 150 to 200 plants.

**CAULIFLOWERS FOR MARKET.**—To those intending to plant large areas, we wish to point out that the Cauliflower is a precarious crop. When conditions of soil and season are not altogether favourable the crop is likely to vary considerably in earliness, uniformity and type. The descriptions are intended only to serve as a guide in the selection of varieties likely to be most suitable. Attention is directed to **Conditions of Sale and Non-warranty Conditions of Sale** on Inside Back Cover.

## THREE SPECIALITIES

These three specialities have proved themselves both for market and home gardens. All are suitable for this climate, and are sure croppers.

### YATES' PHENOMENAL EARLY

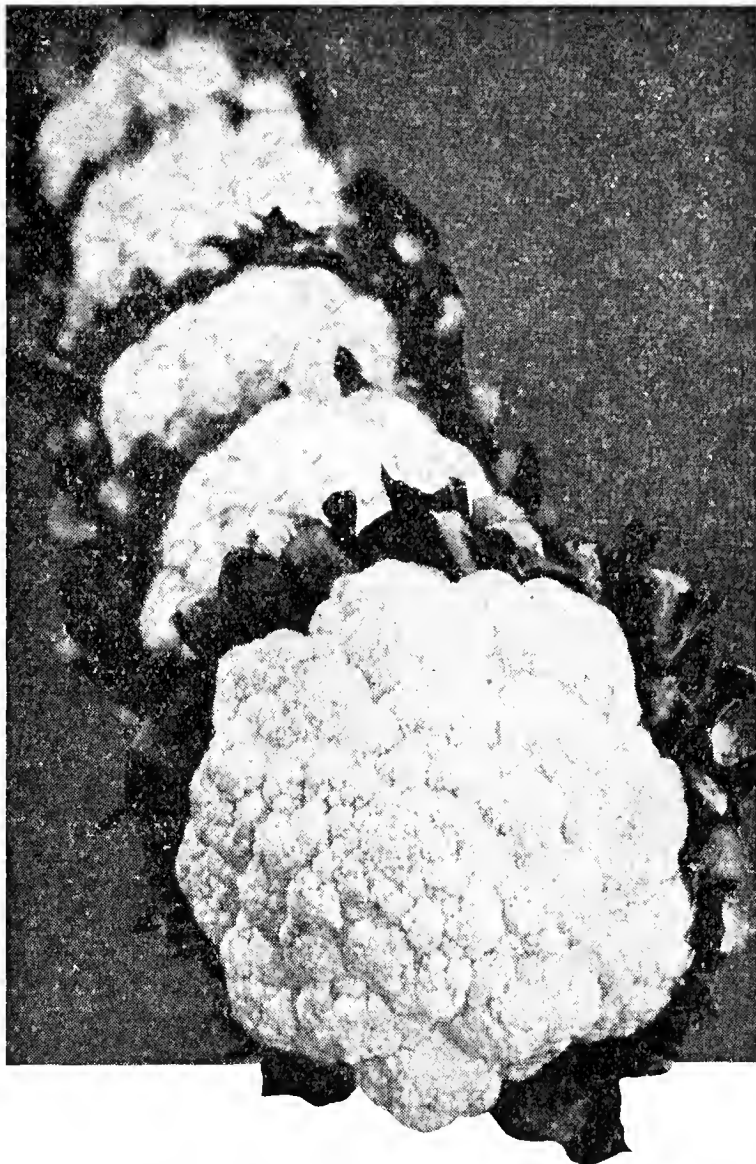
A very fine variety, maturing in about four months. The foliage is pointed, rather curled and open. The heads are of good size, close-grained, and of splendid colour. Our recommendation for early maturity. Sow in July for early spring cutting, or sow in December for April-May cutting. 6d. pkt., 2/3 1/2oz., 3/6 1/2oz., 6/- 1oz., 20/- 1/2lb., post free.

### YATES' PHENOMENAL FIVE MONTHS

A medium, early variety, maturing after Phenomenal Early and before Main Crop. A dependable header, and popular with a number of growers under special conditions. 6d. pkt., 2/3 1/2oz., 3/6 1/2oz., 6/- 1oz., 20/- 1/2lb., post free.

### YATES' PHENOMENAL MAIN CROP

Matures in about six months. In habit it is semi-self-protecting. Very large white heads of splendid texture. In our trials a hardy sort of first quality, and our recommendation for main crop and private garden. Sow in July for late spring cutting or sow in October for cutting in May and June. 6d. per pkt., 2/3 per 1/2oz., 3/6 per 1/2oz., 6/- per 1oz., 20/- 1/2lb., post free.



*The choice of the multitude is usually a sound choice! Yates' Phenomenal Cauliflowers.*

SEE also YATES' ITALIAN GREEN SPROUTING BROCCOLI and the CAULIFLOWER TYPE BROCCOLI for late cropping ON PAGE 40.



*Not a record, but just an average sample from a two-acre crop of Yates' Phenomenal Main Crop.*

### EARLY VARIETIES

**Yates' Early Mammoth.**—Large and very early variety. 6d. per pkt., 1/9 per 1/2oz., 2/9 per 1/2oz., 4/3 per 1oz., 13/9 per 1/2lb., post free.

**Early London.**—A well-known second early variety, 6d. per pkt., 2/6 per 1/2oz., 4/- per 1oz., 11/9 per 1/2lb.; 3d. small pkt., post free.

**Earliest of All.**—One of the best early varieties, coming a few weeks before Early London. Must be forced; will not stand a check in growth. 6d. per pkt., 2/9 per 1/2oz., 4/- per 1/2oz., 6/9 per 1oz., 19/- per 1/2lb., post free.

**Yates' Phenomenal Early.**—See above.

**Yates' Phenomenal Five Months.**—See above.

### MAIN CROP AND LATE SELF-PROTECTING VARIETIES.

**Veitch's Autumn Giant, Yates' Selected.**—Heads in about six months from sowing; excellent, but to a large extent being superseded by Phenomenal Main Crop. 6d. per pkt., 2/- per 1/2oz., 3/- per 1oz., 7/6 per 1/2lb., post free.

**Late Metropole.**—The latest of the Italian Giant Cauliflowers. 6d. per pkt., 1/9 per 1/2oz., 2/9 per 1/2oz., 4/3 per 1oz., 13/9 per 1/2lb., post free.

**Yates' Phenomenal Main Crop.**—See above.

### LATE NON-SELF-PROTECTING VARIETIES.

**Walcheren.**—Excellent variety, very late and sure header; large, straight, upright foliage. 6d. per pkt., 2/6 per 1/2oz., 4/- per 1oz., 11/9 per 1/2lb., post free.

**Improved Short Stemmed Eclipse.**—An excellent early variety, maturing in four to five months after sowing. 6d. per pkt., 2/6 per 1/2oz., 4/- per 1oz., 11/9 per 1/2lb., post free.

WE ALSO OFFER:

**Early Snowball - Extra Early Paris Large Asiatic - Mont Blanc - Reliance**

PRICE ON APPLICATION

**We Recommend Yates' Phenomenal Early Cauliflower for Market Gardeners**

# YATES' SELECT CABBAGES

Cabbages do best in a deeply trenched and highly manured soil. They may be sown during the greater part of the year, the main planting being made in late summer and autumn. Sow in seed beds, and, when large enough, plant out in rows 18in. apart and 18in. between the plants. The Drumhead and other large varieties will require a little more room than this. For private gardens in the cool season of the year we recommend the smaller hearted early varieties as the most delicate flavoured and tenderest table cabbages.

## CABBAGE FOR MARKET

To those intending to plant large areas, we wish to point out that cabbage grown out of season is a somewhat precarious crop. When conditions of soil and season are not altogether favourable the crop is likely to vary considerably in earliness, uniformity and type. The descriptions are intended only to serve as a guide in the selection of varieties likely to be most suitable. Attention is directed to Conditions of Sale and Non-warranty on Page 78.

**NOTE Re AUTUMN SOWING**—As some varieties, where mentioned, when autumn sown, have a tendency to run to seed in the early spring, we recommend delaying until June-August. The following pages of Cabbages are listed in their order of Earliness and Maturity: (VE) Very First Early, (E) First Early Variety, (SE) Second Early Variety, (MC) Medium Early or Maincrop Variety, (L) Late Variety.

## In Order of Approximate Earliness

### YATES' FIRST EARLY (VE)

In trials this is the earliest cabbage in our list. It is a good, hardy sort, which in an average season will produce a very high percentage of hard heads which are medium in size and of conical shape and very compact. This variety is of excellent flavour, and we predict that it will be widely grown after growers have tested it out. For winter sowing only. 6d. per pkt., 1/9 per ½oz., 2/9 per ¾oz., 4/6 per 1oz., 13/6 per ¼lb., post free.

### GOLDEN ACRE (E)

An early round variety and excellent market sort. 6d. per pkt., 1/9 ½oz., 2/9 per ¾oz., 5/- per 1oz., 14/6 per ¼lb., post free.

### YATES' GREYHOUND (VE)

Has repeatedly proved to be one of the earliest, being in heart and fit to cut weeks ahead of all other sorts usually associated with earliness, having extremely few outer leaves, good sized pointed hearts, solid and weighty—in fact, in proportion to the size of the complete plants, the hearts are really large. It is of such compact habit that it can with advantage be planted more closely than is usual with other sorts. For winter sowing. See illustration. 6d. per pkt., 1/9 per ½oz., 2/9 per ¾oz., 4/6 per 1oz., post free.

### YATES' EARLIBALL (E)

The smallest and earliest of the round varieties. Fine, hard, crisp and tender heads; compact growth, very early. Can be depended on as a sure, even cropper, under any reasonable conditions, in either autumn or spring sowing. Yields a high tonnage per acre. Is very valuable for the early market, in which it brings high prices, and is particularly popular with Pukekohe growers. Excellent shape for packing. 6d. per pkt., 1/9 per ½oz., 2/9 per ¾oz., 5/- per 1oz., 14/6 per ¼lb., post free.



*Yates' "Vanguard" comes in after Earliball, but the heads are a remarkable size for an early sort.*

### YATES' EARLY MARKET (E)

A first early pyramidal head Cabbage. The outer leaves are thick and heavy, and the head is firm and solid; a dependable header for spring sowing. Begins to mature extremely early, and lasts for several weeks. For Winter Sowing only. 6d. per pkt., 2/- per ½oz., 3/3 per 1oz., 8/9 ¼lb., post free.

### EARLY JERSEY WAKEFIELD (E)

First early pointed Cabbage. The heads are pointed, of nice size, and very compact. For Winter Sowing only. 6d. per pkt., 1/6 per ½oz., 2/9 per 1oz., 7/9 per ¼lb., post free.

### FLOWER OF SPRING (E)

A compact early variety, grown by many market gardeners for autumn sowing. Being a compact heading variety, many more plants per acre can be grown. Similar in shape, but more compact than Enfield Market. Dependable header in either spring or summer. 6d. per pkt., 1/3 per ½oz., 2/- per 1oz., 6/- per ¼lb., post free.

### ENFIELD MARKET (E)

#### YATES' SELECTED

A large conical-headed second early sort; a favourite for early autumn planting; good flavoured, sure header, comes in before the Drumheads. 6d. per pkt., 1/6 per 1oz., 4/9 per ¼lb., 3d. small pkt., post free.

### YATES' VANGUARD (E)

Heads larger than Earliball, being of remarkable size, very crisp and good flavour. Very compact growth, short stemmed and carries well. Comes in about a fortnight later than Yates' Earliball. This variety is specially recommended for market gardens, particularly for the early summer crop. 6d. per pkt., 1/6 per ½oz., 2/9 per 1oz., 6/6 per ¼lb.

### COPENHAGEN MARKET (E)

A good early market variety, short stemmed, with very solid round heads. 6d. per pkt., 1/- per ½oz., 1/9 per 1oz., 5/3 per ¼lb. post free.

### YATES' Selected SUGARLOAF (E)

Long, narrow, oval heart, fairly short stemmed, compact. 6d. per pkt., 1/- per ½oz., 1/9 per 1oz., 4/6 ¼lb., post free.

### EARLY DRUMHEAD (MC)

#### YATES' SELECTED

A strong favourite with growers of some districts, and undoubtedly one of the best of its class. Heads round and flat, always solid and large in size. Admirably adapted for period intervening between early and late sorts. 6d. per pkt., 1/3 per ½oz., 2/- per 1oz., 5/- per ¼lb., 3d. small pkt., post free.



*Yates' Greyhound: A reliable early cropper in a popular shape.*

We quote latest prices for bulk quantities on application.



*Cabbage: Yates' Earliball is solid and crisp and the earliest round variety.*

**SUCCESSION CABBAGE (MC): Yates' Special Re-selected**


This seed, grown and selected on our own farms, is superior to any Succession Cabbage on the market. It stands unrivalled as a second early or main crop variety. The large, solid heads stand longer than any other Cabbage. Besides its reliable and sure cropping qualities, it possesses all the fine qualities of the very best early varieties. Though costing a little more, this is cheaper than any other Succession, as every head is cut. 1/- per pkt., 2/6 per 1/2oz., 4/- per 1oz., 6/6 per 1oz., 17/6 per 1lb., post free

**PETER HENDERSON-GROWN: Succession (MC)**

This seed offered by us is grown by Peter Henderson and Co. The seed is sent direct to us from them. 6d. per pkt., 2/3 per 1/2oz., 3/3 per 1/2oz., 5/6 per 1oz., 16/- per 1lb., post free.

**EUROPEAN-GROWN SUCCESSION (L)**

For those to whom the higher price of the above special strain is a consideration, we stock this European-grown Seed, which comes from sources we have found reliable for summer cropping. 6d. per pkt., 1/3 1oz., 3/9 1/2lb., post free.



*Yates' Early Market is a general favourite for Home Gardens: Solid, dependable, pyramidal shaped.*

**For White Butterfly Control Use DERRISDUST**

A non-poisonous insecticide and fungicide with the recommendation of the New Zealand Department of Agriculture for the control of cabbage moth, white butterfly grub, and caterpillar. Under the Health Regulations sprays containing arsenic are prohibited on fresh vegetables offered for sale. (See page 66.) 1/6 per 1/2lb., 2/6 per 1lb., 11/- per 5lb., postage extra.

**SAVOY CABBAGE**

**CULTIVATION**—Principally grown for winter use. The flavour is much improved by a frost before cutting. Sow in October and November.

**YATES' DRUMHEAD SAVOY (L)**

The heads grows to a large size, and is as round as a ball. It is extremely solid, and consequently the heart is sweet and tender. Is of exceptionally fine flavour. It is easily grown as ordinary cabbage. 6d. per pkt., 1/5 per 1oz., 3/9 per 1/2lb., 3d. small pkt., post free.

**PICKLING CABBAGE**

**PRIZE RED**

May be used in similar ways as ordinary Cabbage. Its red colour makes it particularly desirable for pickles. 6d. per pkt., 1/3 per 1oz., 3/6 per 1/2lb., post free.

**CATTLE CABBAGE**

**DRUMHEAD: GIBSON'S SELECT (L)**

Good for winter use; a large and rather coarse type of Cabbage, not recommended for home use, but one of the best varieties for feeding to cattle during the winter. 6d. per pkt., 1/6 per 1oz., 3/6 per 1/2lb., post free.



*Three Varieties of Chinese Cabbage. From left to right: Chi-hi-li, Wong Bok and P'Tsai; use them for salads.*

**CHINESE CABBAGE**

This is not a true cabbage and is often called Celery Cabbage because in shape the heads resemble celery. The leaves are more like those of turnip in colour and texture. The flavour is distinct. It combines the qualities of both celery and cabbage, and is highly prized as a salad vegetable. Plant seed out of doors at the same time as turnip. Thin 12in. to 16in apart in the rows. If planted too early, this species will "bolt" during hot weather and fail to form heads.

**CHI-HI-LI or Celery Cabbage.**—This variety has a

long, compact head which resembles celery when the other leaves are removed. It has the same crisp, nutty flavour. (See illustration.) 6d. per pkt., 1/6 per 1oz., 4/3 per 1/2lb., post free.

**P'TSAI.**—This is probably the best-known variety,

and comes from a different province of China. (See illustration.) 6d. per pkt., 1/6 per 1oz., 4/3 per 1/2lb., post free.

**WONG BOK.**—This variety produces a short, thick,

compact head, closely packed with delicious, blanched leaves. Ideal as green feed for poultry. (See illustration.) 6d. per pkt., 1/6 per 1oz., 4/3 per 1/2lb., post free

**OTHER VARIETIES OF CABBAGE WE OFFER, include:**

- |                           |                      |
|---------------------------|----------------------|
| <b>All-Head</b>           | <b>London Market</b> |
| <b>Blair's Phenomenal</b> | <b>Winnigstadt</b>   |
| <b>Brunswick</b>          | <b>Springtide</b>    |
| <b>Early Etampes</b>      | <b>Surehead</b>      |
| <b>Early York</b>         | <b>Offenham</b>      |

At 6d. per pkt., 1/6 per 1oz., 4/6 per 1/2lb.

**Chinese Cabbage is a fine vegetable. Delicious when used as a salad.**

**ARTHUR YATES & CO. LTD.**  
BOX 1109 - - AUCKLAND

# Yates' Finely Bred CARROTS

The Carrot supplies a most wholesome and nutritious vegetable, whether boiled and served with cream sauce, or in soups or stews, and is particularly rich in that group of vitamins which is essential to the health of growing children. Carrots are easy to grow and easy to harvest, and if pulled when only part grown are most appetising.

**HOW TO GROW**—Sow in spring and early summer, and, in warm districts, again early in autumn. Plant in rows 9in. apart, and, when large enough, thin to 3in. or 4in. between the plants. The short varieties are the best for shallow soils. In France, Carrots are usually used when quite young and half grown; they are much sweeter and more delicate in flavour than when mature. For this purpose the Early Horn should be planted, and successional sowings made each month. We commend this system of culture to our clients; indeed, all Carrots are much better used before fully grown.

## YATES' EARLYKROP

This variety is proving very popular with all growers, and is undoubtedly the best sort for market garden and general use. The flesh is of a rich golden-orange, tender, fine grained, and free from hard core. The roots are unusually thick at the shoulder, and gently taper to a blunt point, which greatly facilitates the work of harvesting. 6d. per pkt., 1/3 per 1oz., 2/3 per 1/2lb., post free.

## YATES' SELECTED EARLY HORN

The popular sort for early planting. It is not large, but is often used for early crop. The flesh is fine grained, and the colour is a deep orange. It has small tops, and grows well in shallow soil. 6d. per pkt., 1/3 per 1oz., 2/3 per 1/2lb., post free.

## YATES' LONG INTERMEDIATE


**Improved St. Valery**—A large, handsome main crop variety, between half long and long, giving an enormous crop of splendid roots, 10in. to 12in. long, tapering evenly from 2in. to 3in. at the crown to a very fine taproot; it has a rich, reddish-orange flesh, tender, sweet. 6d. per pkt., 1/3 per 1oz., 2/3 per 1/2lb., post free.

## YATES' MANCHESTER TABLE

A handsome, half long, cylindrical, stump-rooted Carrot of good size and of a rich, dark orange colour. It grows to a large size; smooth skinned, and the flesh very close in texture, with very little core. We consider it the best for private gardens. 6d. per pkt., 1/3 per 1oz., 2/3 per 1/2lb., post free.

## OXHEART

The roots grow quickly, and are of excellent table quality. The flavour is remarkably sweet and tender. 6d. per pkt., 1/- per 1oz., 2/- per 1/2lb., post free.



*Yates' Earlykrop is a wonderful choice for Home Gardens. Pull them when young and you will be surprised at their tenderness.*

## CHANTENAY

A popular main crop variety for market or general use. The flesh is of a rich golden-orange, tender, fine grained, and free from hard core. The roots are unusually thick at the shoulder, gently tapering to a blunt point. 6d. per pkt., 1/- per 1oz., 2/- per 1/2lb., post free. Small packet 3d.

## ALTRINGHAM

The roots are large and very long, flesh smooth and fine grained. 6d. per pkt., 1/3 per 1oz., 2/3 per 1/2lb., post free.

## SCARLET HORN

A popular early, short Carrot. 6d. per pkt., 3d. per small pkt., 1/- per 1oz., 2/- per 1/2lb., post free.

## JAMES INTERMEDIATE

Medium length, tapering and good texture. 6d. per pkt., 3d. small pkt., 1/- per 1oz., 2/- per 1/2lb., post free.

We also offer Carentan-Nantes Half Long. Prices on application.

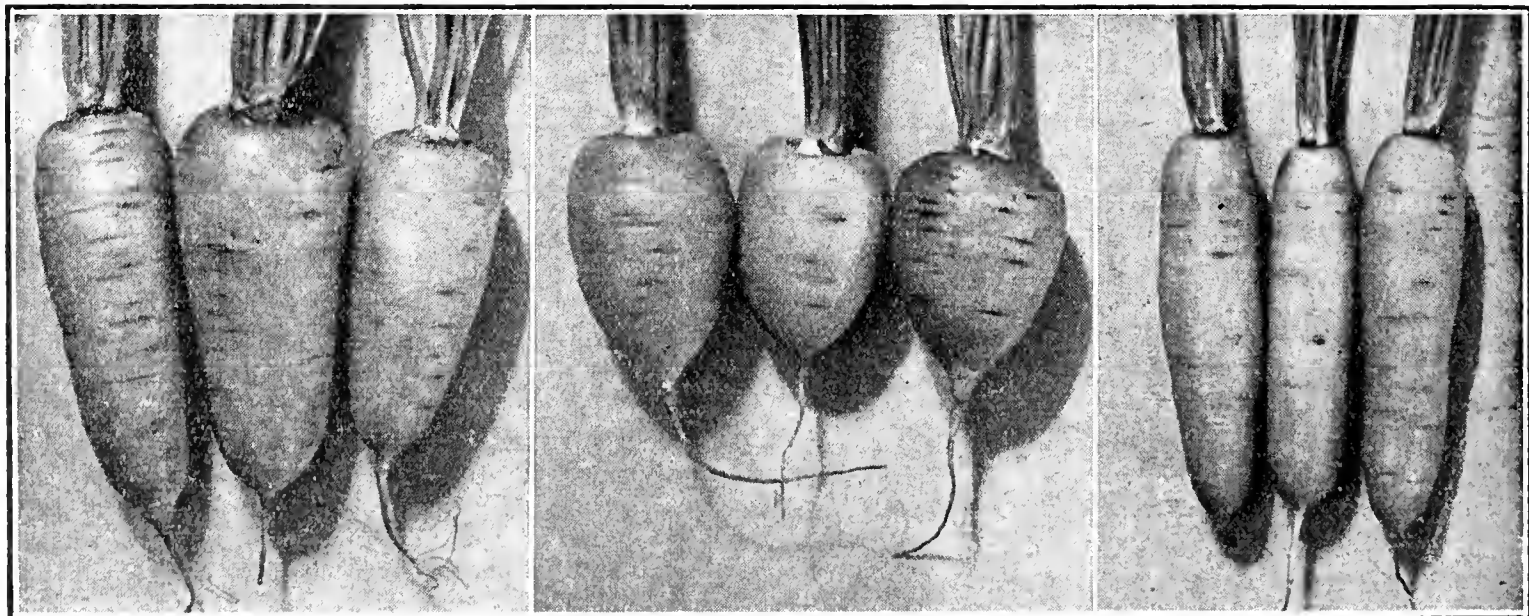
## Field Varieties

**White Belgian, Yates' Selected**—A splendid long, White variety, growing about one-third out of the ground, allowing it to be pulled and harvested without the use of the spade. Roots smooth, flesh rich and solid; undoubtedly the best field Carrot grown. 6d. per pkt., 1/- per 1oz., 2/- per 1/2lb., post free.

**Yates' Improved Matchless**—About 12in. long, producing a very heavy crop, suitable for shallow soil, and easy to pull. The crown is light green, but the root is pure white, both skin and flesh. 6d. per pkt., 1/- per 1oz., 2/- per 1/2lb., post free.

**Altringham**—See previous column.

**Sinclair's Champion**—An intermediate length, Orange, of large size. 1/3 1oz., 2/6 per 1/2lb.



Three popular medium-length Carrots. From left to right: Earlykrop, Early Horn, Manchester Table.

Carrots are good for you. Grow plenty and eat them young

ARTHUR YATES & CO. LTD.  
BOX 1109 - - AUCKLAND





*Capsicums are looked upon as a standard vegetable for salads and stuffing in U.S.A. Grow them like Tomatoes.*

## CAPSICUM or PEPPER

**HOW TO GROW.**—Sow in seed bed in late spring and transplant when large enough. They should be planted three feet apart; they are most easily grown, requiring a sunny situation, ample water and well manured soil. They are used for garnishing, in pickles and chutneys, and for flavouring soups. The larger and milder varieties are used green as a salad vegetable.

### PEPPER (Capsicum), Californian Wonder

A vigorous grower, bearing a heavy yield of handsome fruits, often reaching 5in. in length and 4in. across. There is no trace of pungency in the flesh, which is crisp and juicy. 6d. pkt., 2/9 ½oz., 4/3 ½oz., 8/- 1oz., post free.

### LARGE BELL

An early maturing variety, the flesh being strong and pungent. 6d. per pkt., 1/9 per ½oz., 2/9 per 1oz., post free.

### MIXED

A selection made up of the best hot and sweet varieties. 6d. per pkt., 1/9 per ½oz., 2/9 per 1oz., post free.

## CAPE GOOSEBERRY

Sow in spring, when danger from frost is over, and, when large enough, plant out two or three feet apart in any ordinary garden soil. A great favourite

on account of its excellent flavour and suitability for eating raw or making into jam or preserves. 6d. per pkt., 2/3 per ½oz., 3/3 ½oz., 5/3 1oz., post free.

## CHOKO

A tender, marrow-like vine, only suitable for warm climates. Produces an edible fruit, similar to a Vegetable Marrow, in very large numbers. Cannot be supplied after September; plant in spring. Chokos should be left in warm place to shoot and then planted like potatoes. Do best when allowed to ramble over a trellis or fence. 6d. each, or 1/- post free. Available July-September.

## CRESS

**CURLED**—The well-known salad, usually served up with Mustard. Should be sown very thick, and cut for salad when two or three inches high. Imparts a delicious flavour to sandwiches. When Cress is required for picking at the same time as Mustard, the Cress should be sown about ten days previous to the Mustard, as it is slower in growth. 6d. per pkt., 1/3 per ¼lb., 2/9 per lb., 3d. small pkt., post free.

**WATER CRESS**—Sow in moist places. 6d. per pkt.

# CELERY

**HOW TO GROW**—Sow early in spring on a good, rich nursery bed, and, when the plants are large enough to handle, prick out a few inches apart into well-drained shallow boxes. Trenches, 4ft. apart and 18in. deep, must be prepared by digging in a large quantity of well-rotted stable or cow manure. When the plants are 3in. or 4in. high, put out in showery weather into these trenches, allowing 6in. between each plant, and supplying water (if required) till the plants are established. The great art in raising this vegetable is to keep it continuously growing. When half matured the plants should be tied around with raffa, and then earthed up to the base of the leaves to blanch the stems; this process may be repeated as the plants grow. They should be well watered in dry weather, and never allowed to become dry, and sprayed from time to time with Bordeaux Mixture if affected with fungus.

### EARLY SELF-BLANCHING TYPE

**YATES' GILT-EDGED GOLDEN SELF-BLANCHING**—There is no doubt that this variety is the best market sort. The plants are wonderfully stocky, very heavy, perfectly solid, and of splendid flavour. All the Self-Blanching strains are inclined to get the blight, so need to be sprayed with Bordeaux. 6d. pkt., 2/- per ½oz., 3/- per ¾oz., 5/- per 1oz., 15/- per ¼lb., post free.

**WHITE PLUME**—Splendid, tender, self-blanching. Dwarf compared with Late Winter Varieties, and requires much less earthing up. 6d. per pkt., 1/6 per ½oz., 2/3 per 1oz., 6/6 per ¼lb., post free.

### LATE HARDY WINTER CELERY

**SOLID WHITE**—Excellent late variety. The best of the English large white-stemmed varieties. 6d. per pkt., 1/6 per ½oz., 2/3 per 1oz., 6/6 per ¼lb., 3d. small pkt., post free.

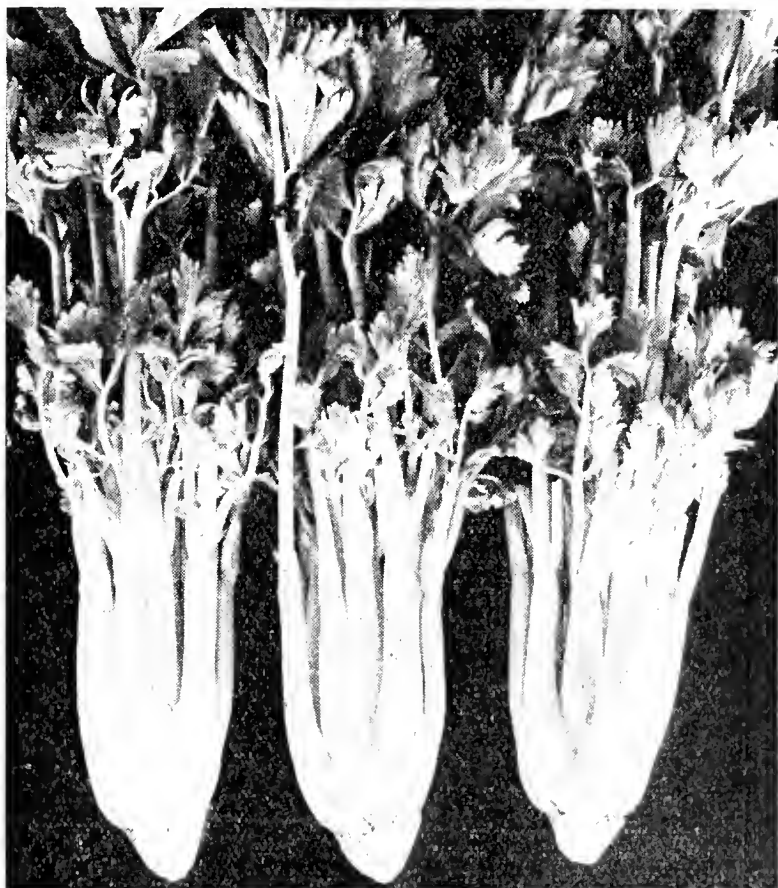
**COLES RED**—Large solid variety, fine flavour. 6d. per pkt., 1/6 per ½oz., 2/3 per 1oz., 6/6 per ¼lb., post free.

### CELERIAC, or TURNIP-ROOTED CELERY

Culture is the same as Celery; as the roots are the edible portion, it requires no hilling. The large roots are smooth, without any side roots, globular in shape. Flesh is pure white, tender, and of excellent flavour and quality. Celeriac deserves to be grown much more than it is, as the roots are used for flavouring soups and salads, or are boiled like turnips, having the pleasant celery taste. 6d. per pkt., 1/6 per ½oz., 2/3 per 1oz., 6/6 per ¼lb., post free.

### CONTROL OF CELERY RUST

This is carried on the seed, hence it is recommended that the seed be steeped, for not more than three hours, in a 1 in 400 solution of Formaldehyde (3/- lb.), and after draining and thoroughly drying, sow the seed immediately in clean soil.



*Celery: Yates' Gilt-Edged Golden Self-Blanching.*

### MEDICINAL CELERY SEED (Non-germinating).

**An effective remedy for Rheumatism.**

Persevere for three months or more, as this will clear the acids out of the system; but in slight cases a cure may be effected within a few weeks.

**Original Recipe**—Pour one pint of boiling water on one ounce of our CELERY SEED; let it stand for 24 hours, strain, and add one wineglass of whisky, and bottle the mixture. Take one wineglassful night and morning.

**Alternative Recipe**—¼lb. Soup Celery, two sticks Liquorice. Boil for three hours in three pints of water. Keep adding water so that there is three pints of the mixture at the end of three hours. Strain off and take one wineglassful three times a day after meals.

**Celery Seed, Medicinal**—9d. per 1oz., 2/3 per ¼lb., 6/9 per lb., post free.

**Soup Celery**—Used for flavouring soups. 6d. per 1oz., 1/6 per ¼lb., 4/6 per lb., post free.

# Delicious SWEET CORN

All Post Free

**HOW TO GROW.**—All varieties of Sweet or Sugar Corn may be either sown 1in. deep in rows 3ft. to 4ft. apart, and the seeds placed about 8in. apart in the rows, or planted in hills at distances 3ft. or 4ft. each way, according to the size of the variety grown or the richness of the soil in which it is planted. The taller the variety, or the richer the soil, the greater should be the distance apart. Sow in early spring when danger from frost is over.

## HOW TO USE SWEET CORN

The cobs should be cooked while in their green state, and are ready for use as soon as the tassel is withered. To cook, plunge the cobs into boiling water for twenty to thirty minutes, or, better still, put cobs into cold water and gradually bring to boiling point. This latter method retains the tenderness and flavour. Serve up with butter and pepper to taste.

**GOLDEN SUNSHINE**—The earliest of the Golden Sweet Corns, and has considerable value on that account. It matures some week or ten days before Golden Bantam. Cobs are about the same size as Golden Bantam, but are 12-rowed instead of eight. The plant is dwarfer than Bantam and ears are carried closer to the ground. First-grade quality and of delicious flavour. 6d. pkt., 1/- per 1oz., 2/3 per ¼lb., 5/- per lb.

**YATES' DWARF CHAMPION.**—A new early variety. The plant is only 4ft. to 5ft. high, and it grows so compactly that it may find a place in the smallest garden. The ears are a most convenient size for the table, just right to serve whole. They are filled from butt to tip with deep, broad grains of attractive colour and the most delightful flavour; without doubt the best yet introduced. 6d. pkt., 1/- 1oz., 2/3 per ¼lb., 5/- per lb.

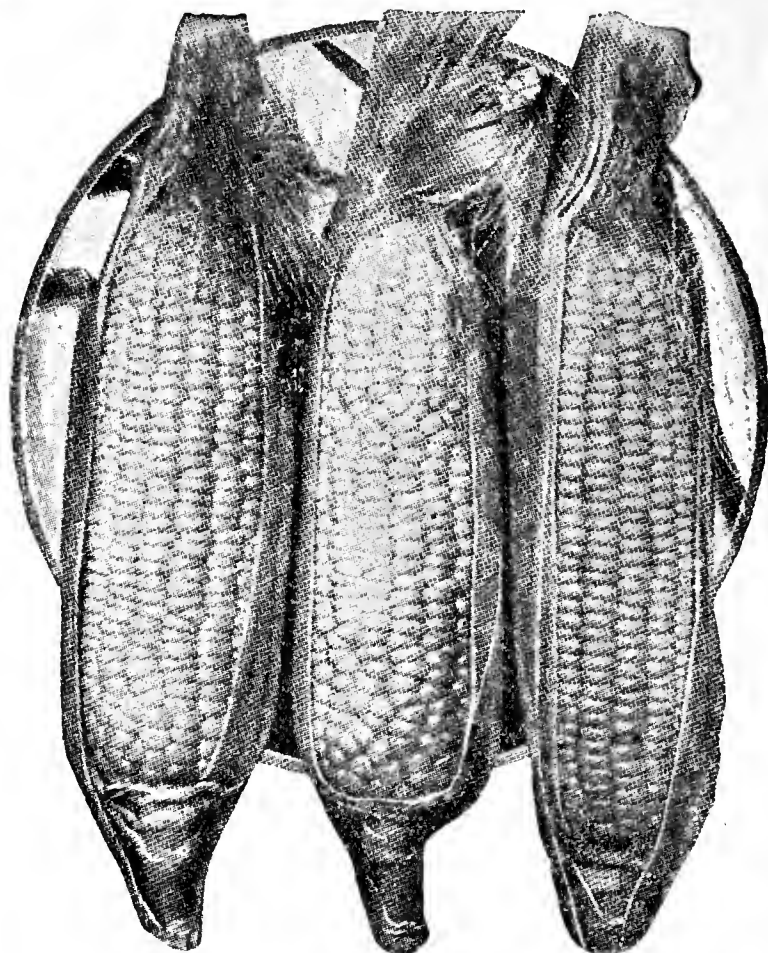
**YATES' GOLDEN BANTAM.**—A very early variety. The ears are but medium size, but are thickly set with delicious yellow kernels. The flavour of this variety is rich and nut-like, and all who use the variety praise it highly. 6d. per pkt., 9d. per 1oz., 1/9 ¼lb., 3/9 lb.

**STOWELL'S EVERGREEN**—A very fine main crop variety. The grain is tender and sugary, freely produced, and remains in suitable condition for boiling for a long period. 6d. pkt., 9d. 1oz., 1/9 per ¼lb., 3/9 per lb.

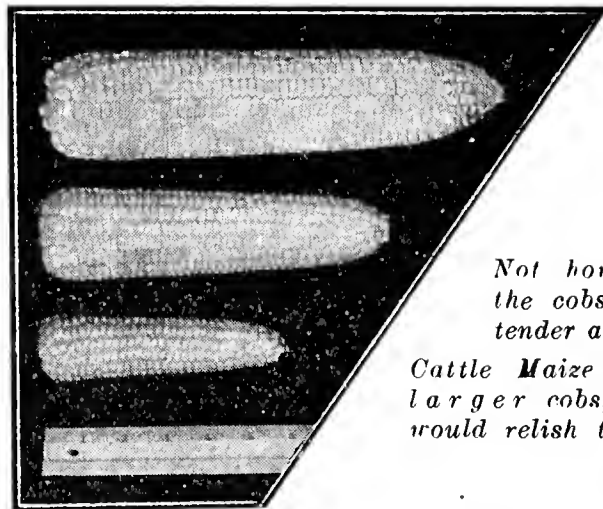


Home-grown Sweet Corn has a flavour you can't buy.

Real Sweet Corn Cobs often cost up to 6d. each to buy. You can grow your own for 6 a penny.



Dwarf Champion grows only about 4ft., takes very little room in the garden, and produces large ears packed full of sweet golden kernels.



Not how big are the cobs, but how tender and sweet! Cattle Maize will give larger cobs, but who would relish them!

**SWEET CORN, Mixed.**—A mixture of early and late sorts. 6d. per pkt., 9d. per 1oz., 1/9 per ¼lb., 3/9 per lb.

**POP CORN.**—For popping. Grow a few cobs in the garden for the youngster. Pop in frying pan over the fire. Good amusement for winter nights. Besides, when flavoured with coloured sugar, it makes a good confection. 6d. per pkt., 9d. per ¼lb., 1/6 per lb.



### GIVE THE CHILDREN

. . . A small patch in which to raise pop corn. They will enjoy growing it to keep and pop by the fireside next winter.

Sweet Corn is not ordinary Maize. We recommend Dwarf Champion

# Cucumbers

## COOL and CRISP

**HOW TO GROW.**—Plant when the soil is warm and danger from frost is over in beds 4ft. apart each way. The soil should be most liberally manured, and a dressing of liquid manure during the growing season will materially increase the crop. They should be thinned to four plants in each hill, and should be kept well watered. For early use they require to be raised in a frame and planted out when the weather is warm; in this case they must be protected till well hardened off. If the plants are inclined to grow too luxuriantly, pinch off the ends of the shoots.

**NOTE.**—Maturity dates, size and weights are given for comparison only, and may vary with seasonal and soil conditions.

### YATES' MANGERE PRIZE

Our well-known selection of perfect shape, with solid flesh, small core, and few seeds. We have sent out this variety for many years, and can recommend it. Its enormous size and beauty make it one of the best Cucumbers for exhibition purposes. Size 15in. x 2½in. Weight, 2½lb. Edible in 74 days. 6d. per pkt., 2/- per ½oz., 3/- per ¼oz., 5/6 per 1oz., 14/- per ¼lb., post free.

### MONEYMAKER CUCUMBER

After extensive trials and observation we question if there is any other variety in our list so attractive as this where conditions are good. The fruits are uniform with very few seeds, the colour is even from end to end. When grown outdoors it is fully equal to any hothouse-grown Cucumber, and we think it will depose many of the present popular varieties. We recommend it for late market. As it is a highly bred variety, it should only be planted on the best land. Size, 14in. x 2½in. Weight, 2½lb. Ready in 74 days. 6d. per pkt., 2/- per ½oz., 3/- per ¼oz., 5/6 per 1oz., 14/- per ¼lb., post free.

### YATES' CRYSTAL APPLE

A remarkably fine new strain slightly more oval than ordinary Apple Shaped, but the skin is a pure white when mature, showing no trace of yellow. It keeps its crisp eating qualities longer, and produces a heavier crop on a more compact and vigorous vine. The fruit is remarkably regular in size, allowing much more efficient grading. Quantities of this variety which have been marketed have realised exceptional prices, and by many are preferred to any other type of Cucumber. 6d. per pkt., 2/- per ½oz., 3/- per ¼oz., 5/6 per 1oz., post free.



*Selecting perfect fruits to be saved for stock seed. Re-selecting is carried out yearly to improve and develop a better quality cucumber.*

**Apple Shaped**—Small round variety, very prolific and sweet flavoured; more digestible than the ordinary sorts. 6d. per pkt., 1/- per ½oz., 1/6 per 1oz., 5/- per ¼lb., 3d. small pkt.



*For those who prefer a long shaped Cucumber Yates' "MoneyMaker" is a gem. Very few seeds.*

### EARLY MARKET

Extremely early, with solid flesh of delicious flavour. Vivid dark green skin. An enormous yield, and is recommended for early market growers, where length is not a necessity. We do not believe it is excelled for earliness, colour and yield. Size 7½in. x 2½in. Weight, 1½lb. Edible in 52 days. 6d. pkt., 2/- per ½oz., 3/- per ¼oz., 5/6 per 1oz., 14/- per ¼lb.

**Early Fortune Cucumber**—A good market variety, but is inclined to show white stripes as it matures. Size, 9½in. x 2½in., and weighs 1½lb. Edible in 58 days. 6d. per pkt., 1/- per ½oz., 1/9 per 1oz., 5/- per ¼lb., post free.

**African Cucumber.**—Very prolific. When fully ripe, the skin turns a brilliant orange, and the inside is juicy like a passion fruit; with sugar it has a most delicious flavour. Can also be used when green like other cucumbers. 6d. per pkt., 1/6 per ½oz., 2/6 per 1oz., 6/6 per ¼lb., post free.

**Japanese Climbing.**—Very prolific, and will grow over a trellis; somewhat short fruit of excellent flavour. 6d. per pkt., 1/6 per ½oz., 2/6 per 1oz., 6/6 per ¼lb., post free.

**LONG GREEN PRICKLY.**—A most prolific variety. 6d. per pkt., 1/- per ½oz., 1/9 per 1oz., 5/- per ¼lb., 3d. small pkt., post free.

**Short Prickly.**—Small fruited. Weighs ¼lb. 6d. pkt.

**White Spine Improved.**—A very prolific variety. 6d. per pkt., 1/- per ½oz., 1/9 per 1oz., 5/- per ¼lb., post free


**Perfection Pickling.**—Considered the best of the early Pickling varieties. Very productive. Widely used for pickling and bottling when fruits are picked at desired size. 6d. per pkt., 2/- per ½oz., 3/- per 1oz., 10/- per ¼lb., post free.

## ENGLISH FRAME CUCUMBERS

**Rollison's Telegraph.**—One of the best for show bench or table. 1/- per pkt.

**Carter's Model.**—Fruit up to 36in. long. Good for exhibition. 1/- per pkt.

**Duke of Edinburgh.**—A well-known favourite with very long fruit. 1/- per pkt.



*Yates' Crystal Apple is a great improvement on the old Apple Shaped.*

You can have a Good Garden if you grow Good Seeds. Ask for Yates'.

ARTHUR YATES & CO. LTD.  
BOX 1109 - - AUCKLAND

# EGG PLANT

**HOW TO GROW.**—The Egg Plant may be treated in exactly the same manner as the Capsicum—the earliest raised in heat and transplanted, and the later crops sown in a warm situation, where they have to remain; the plants may stand 18in. to 2ft. apart. The fruit must be thinned if a fine sample is required. They may be easily grown in pots, and trained to stakes, like Tomatoes.

**HOW TO COOK EGG PLANT.**—Cut the fruit into slices half an inch thick, and soak them in salted water overnight; then dip into batter, and fry in hot fat until brown.

**New York Spineless.**—The very best variety, producing large purple fruit fully 6in. long. Should be grown in every garden. 6d. per pkt., 2/- per ½oz., 3/- per ¼oz., 5/6 per 1oz., post free.




*Slices of Egg Plant fried in batter are a rare delicacy.*

# ENDIVE

**HOW TO GROW.**—Treat the same as Lettuce. It is used like lettuce for salads. When nearly full grown, tie up or cover with a slate to blanch the leaves. This is a salad much favoured in France, that should be more extensively grown here.

**Green Curled.**—A very superior variety, compact in habit, producing a great quantity of edible leaves, crisp and tender, with very little waste. 6d. per pkt., 1/9 per 1oz., post free.



*Crisp, refreshing leaves of Curled Endive are delicious served with French dressing.*

# KOHL RABI


(TURNIP-ROOTED CABBAGE)

**HOW TO GROW.**—The secret of good Kohl Rabi is to keep the plants growing quickly, and to use the roots when 3in. to 4in. in diameter and before fully grown. The bulb grows above ground, and leaves come from its sides. Kohl Rabi has a flavour as much like turnip as like cabbage. The seed should be planted in the open garden in 18in. rows, and the young plants thinned to 4in. to 6in. It does not transplant well, unless when very small.

**Purple.**—Purple skin, flesh white, tender, and of very fine quality.

**Green.**—Green skin, white flesh; earlier than purple.

6d. per pkt., 1/3 per 1oz., 3/6 per ¼lb., post free.



*Combining the flavours of cabbage and turnip, Kohl Rabi is worthy of more attention.*

# HERBS

**HOW TO GROW.**—Sow in spring on a warm border, or in the autumn where the winters are mild, making the surface of the beds quite fine. In sowing the very small seeds, do not cover with soil, but merely slightly stir the surface with a rake, which will bury the seed sufficiently. Transplant or thin out, as may be required, before the plants get too large. When in full bloom, gather and dry and pack away for future use in air-tight bottles.

**Thyme.**—For seasoning and soups.—6d. per pkt., 2/- per ½oz., 3/- per ¼oz., 4/- per 1oz., post free.

**Sage.**—For seasoning. 6d. per pkt., 1/- per ½oz., 1/6 per 1oz., post free.

**Marjoram.**—For flavouring. 6d. per pkt., 1/3 per ½oz., 2/- per ¼oz., 2/9 per 1oz., post free.

See List of Herb Plants on Page 83.

**Lavender.**—For its aromatic perfume. 6d. per pkt., 1/3 ½oz., 2/- per ¼oz., 2/9 per 1oz., post free.

The following Herbs can usually be supplied at 6d. per pkt., post free:—

Balm	Henbane	Hyssop	Taragon
Borage	Horehound	Rosemary	Wormwood
Chervil	Rue	Savory	Dill

Set aside a corner for a little patch of Herbs

# LETTUCE

**WE CAN  
RECOMMEND**

Lettuce is our chief salad vegetable, and is everywhere in demand for this purpose. That it should be so generally desired indicates that the human body is in need of it as a fresh vegetable, and to have it at its very best in that crisp, delicious condition which makes it most palatable, it should be fresh from the garden.

## HOW TO GROW

Lettuce may be sown at any season of the year. Sow every three weeks a few seeds. Transplant into rich ground from six to nine inches apart, or in dry weather sow in the permanent beds, and thin to this distance, and water freely. Lettuce require to be grown quickly without check, otherwise they are liable to run to seed and lack that desirable crispness. Rich land is indispensable, and liquid manure, made from nitrate of soda (1oz. to 1gal. of water) will improve both the quality and quantity.

## BUTTERHEAD CABBAGE VARIETIES OF LETTUCE

**Yates' Long Standing.**—Large, firm hearting, of pale colour and sweet flavour. It stands longer than other varieties. 6d. per pkt., 1/6 per 1oz., 4/6 per 1/2lb., post free.

**Continuity.**—A medium large butter variety with reddish-brown heads. Remains long in use. 6d. per pkt., 1/6 per 1oz., 4/6 per 1/2lb., post free.

**All the Year Round.**—Early sort, light green heads, well folded, heart beautifully blanched, plain leaves. 6d. per pkt., 1/6 per 1oz., 4/6 1/2lb., post free.


**Tom Thumb.**—Very early, small, compact, firm heart, dark green, smooth edged. 6d. per pkt., 1/6 per 1oz., 4/6 per 1/2lb., post free.

## CRISP CURLED CABBAGE VARIETIES

**YATES' NEAPOLITAN (Drumhead),** also known as **Webb's Wonderful** and **New York.**—A splendid variety, producing close, firm, and beautifully crisp heads of extra large size. Foliage crinkled and of good colour. After carrying out extensive trials we find



*Yates' Neapolitan (Webb's Wonderful or New York) is a champion variety for home use, and remember a lettuce fresh from your garden is altogether different from one that is at least a day old.*



*Making comparative tests of Lettuce at our Exeter Trial Grounds.*

this the best variety for Home and Market garden. During these trials it was found that certain selections were especially suitable for winter and summer, and as this is what is required by Market growers, we are offering them as follows:—

**Neapolitan** (Select for Home gardens). 6d. pkt., 1/6 per 1oz., 3/9 per 1/2lb.

**Neapolitan** (Winter Market)—1/6 per 1oz., 4/9 per 1/2lb., 13/- lb., post free.

**Neapolitan** (Summer Market)—1/6 per 1oz., 4/9 per 1/2lb., 13/- lb., post free.

**Neapolitan Cabbage.**—A good Lettuce. 3d. and 6d. per pkt., post free.

**Yates' American Summer.**—Withstands hot, dry, spring and summer weather without quickly running to seed, and is wonderfully crisp and good flavoured. 6d. per pkt., 1/6 per 1oz., 4/6 per 1/2lb., post free.

**Champion Cabbage (Iceberg)**—One of the largest; stands a long time before seeding. Hearts large and crisp. Dark green leaves, with slightly bronzed edges. A good dry season lettuce. 6d. per pkt., 1/6 per 1oz., 4/6 per 1/2lb., post free.

**Mignonette**—Small, solid heart, outer leaves tinged brown. This is a very sure hearting variety. 6d. per pkt., 1/6 per 1oz., 4/6 per 1/2lb., post free

## COS OR UPRIGHT VARIETIES

**Yates' Champion Cos.**—The best Cos; large and crisp; will grow to a very large size. 6d. per pkt., 1/6 per 1oz., 4/6 per 1/2lb., post free.




*Yates' Champion Cos has many supporters on account of its beautiful crispness.*

**Lettuce must be grown quickly. Needs liquid manuring every fortnight.**

**ARTHUR YATES & CO. LTD.**  
BOX 1109 - - AUCKLAND


# LEEK



*A fine crop that continues producing for three months. From Darlington's 100 per cent spawn.*

**HOW TO GROW**—Sow early in spring and summer and afterwards transplant in rows 12in. or 15in. apart into deep soil, which cannot be too highly manured. It is a good plan to plant them in a trench like celery; they can then be more easily watered and blanched. Keep watered during dry weather; if with liquid manure, so much the better. When the plants have attained a good size, draw the soil about them to blanch stems. A packet will sow two square yards.

**MUSSELBURGH**—The finest strain of Leek in cultivation. The long, thick, pure white stems have a most attractive appearance. 6d. per pkt., 1/6 per 1oz., 4/9 per 1/2lb., 3d. small pkt., post free.



*Musselburgh Leek has a fine flavour and is easily grown anywhere.*

# MUSHROOM SPAWN

## MUSHROOMS ALL THE YEAR ROUND

Mushrooms are properly considered a table delicacy rather than a substantial food. As an industry, Mushroom culture is rapidly growing in popularity. The growing of Mushrooms can be carried on at small expense in cellars, under greenhouse benches, in caves, old mines, or, in fact, old buildings where it is possible to maintain a temperature of from 50deg. to 55deg. Fahr. Obtain a supply of fresh stable manure for the making of suitable beds, and follow culture instructions sent with order. We will supply free on application full directions for the successful growing of this crop.

**DARLINGTON'S 100% STERILISED SPAWN.**—Built its universal reputation entirely on its own merits, being the most reliable producer, vigorous, full of vitality, capable of yielding far more lasting crops of superior Mushrooms and our recommendation. No. 3 size, sufficient for 12 sq. ft., 3/6

each; No. 2 size, sufficient for 25 sq. ft., 6/3 each; No. 1 size, sufficient for 50 sq. ft., 11/6 each.

**BRICKS.**—One brick is sufficient to spawn 10 sq. ft.—1/6 each; post paid, 2/-.

### ARE YOU GETTING THE MAXIMUM RESULTS FROM YOUR GARDEN?

You spend much time and money on labour and seed. Do not overlook the fact that good, crisp Vegetables and beautiful Flowers are only produced by proper feeding. We recommend that you always have on hand for use throughout the year:—

**A.Y. GARDEN MANURE.**—A complete fertiliser for general Vegetable and Flower Garden use.

**HESKETT SLAG.**—To sow with Peas and Bean Crops. They need nothing else.

**YATES' PLANTONIC.**—For general Vegetable and Flower growing. Plantonic is a very concentrated garden manure, being cheaper per unit for manure than any; it consequently must not be used too liberally.

**BURNT SHELL LIME.**—For killing slugs and sweetening the soil.

Do not buy a little at a time; it is too expensive. Buy a year's supply at once, as it will keep indefinitely if kept out of the wet.

SEE FERTILISER PRICES ON PAGE 64.

## Mustard and Cress

**HOW TO GROW**—The Common or White Mustard is much used for salads, and is generally used with Cress. Out of doors, any cool, moist place is suitable for sowings, which should be made at regular intervals during spring and summer. If intended to be used with Cress, it should be planted seven days after the Cress.

**White Mustard**—Tender, and a piquant flavour for early salads. 6d. per pkt., 1/3 per 1/2lb., 3/- per 1lb., 3d. small pkt., post free.

**Cress**—See Page 45.

**Mustard Spinach**—See Page 59.

## Marrows

(See Pages 56 and 57)

## HINT re EARLY PLANTING OF VINE CROPS

When planting for early crops of all Vine seeds such as Pumpkins, Melons, Squash, etc., experienced growers always put the seed with the point downwards. Doing this tends to stop the seed rotting through moisture gaining entrance, and moreover, the shell of the seed remains longer on the first two leaves and so helps to protect them from adverse conditions.

Don't pick Rock Melons green. Let fruit separate from vine

# MELONS

The varieties listed have, after extensive trials, been found to be most suitable for New Zealand conditions, so that we have dropped some of the earlier introductions. The weights, sizes, and maturity dates mentioned are given as a guide only, and they will be found to vary according to conditions.

## ROCK MELONS

**HOW TO GROW.**—They do best in sandy soil or sod land. The ground should be made rich. The hills can be put 4ft. to 6ft. apart, with ten to twelve seeds in each bed. Sow the seeds an inch deep, and when danger of frost is over, thin to four good plants to a hill. Cultivation should be kept up as long as possible.

**HALES' BEST (Irondequoit).**—A good variety for shipping. Very early, ripe melons having been picked in 68 days in a season remarkable for its coldness. Salmon flesh of exceptional thickness. The shape is oval, about 8in. x 4½in., with heavy netting, and fairly prominent ribs. Its great value is its extreme earliness, and is recommended as the most satisfactory variety for private gardens. 6d. per pkt., 1/3 per 1oz., 3/6 ¼lb., post free.

**HACKENSACK.**—A very large green-fleshed melon, quite flat in shape, with very prominent ribs and heavy netting. The flesh is remarkably thick, sweet and spicy. While a little late in maturing this melon is widely used, and for the extra large, green-fleshed melons is distinctive and valuable. Edible in 94 days. Size 7in. x 8½in. Weight 8lb. 6d. per pkt., 1/3 per 1oz., 3/6 per ¼lb., post free.

**GREELY WONDER.**—A salmon-fleshed melon with splendid eating qualities. There is a total absence of the coarse, stringy flesh that is usually associated with large melons. Not a shipping variety; medium early. Edible in 90 days. Size 6½in. x 6½in. Weight 4½lb. 6d. per pkt., 1/3 per 1oz., 3/6 per ¼lb., post free.

**PAUL ROSE.**—A medium-sized melon, oval in shape, the flesh has a flavour of unusual quality, and it ripens very early. The seed cavity is triangular. For market garden and home garden it is excellent. Edible in 88 days. Size 6in. x 4½in. Weight, 2½lb. 6d. per pkt., 1/3 per 1oz., 3/6 per ¼lb., post free.

**GOLD-LINED ROCKY FORD.**—This melon has a gold lining next to the seed cavity, making it unusually attractive when cut. Medium late in maturing, but for a main crop is unexcelled and enjoys wide use. The flesh is very thick, sweet and spicy, while the shape is round, with a complete covering of netting and no ribs. Edible in 92 days. Size 5½in. x 5in. Weight, 2½lb. 6d. per pkt., 1/3 per oz., 3/6 per ¼lb., post free.

**MIXED ROCK MELON.**—A selection of choice varieties. 6d. per pkt., 1/3 1oz., 3/6 per ¼lb., 3d. small pkt., post free.

## Cassabas or Winter-Keeping Rock Melon

A new class of Rock Melons, making a great reputation in U.S.A. as good keepers. Stored in a cool shed or cellar they may be kept right into the winter, thereby finding an excellent and profitable market. They should be planted in the early spring, like other Melons, and receive similar cultivation.

**GOLDEN BEAUTY.**—The later fruits, if kept in cool store, will ripen slowly, and can be marketed right into the winter. The fruits are almost round. Golden Beauty, the most popular of the Cassabas, is a beautiful golden colour when mature, with a wrinkled skin. Flesh white, very sweet and spicy. Edible in 105 days. Size, 8in. x 7in. Weight 6lb. A good market gardener's line in a warm district. 6d. per pkt., 1/3 per 1oz., 3/6 ¼lb., post free.

## WATER MELONS

**HOW TO GROW.**—Water melons require a rich, though rather sandy soil for best development, and thrive best in warm latitudes, although in warm, sandy soils in this latitude fine crops are also obtained. Cultivate exactly as for Rock Melons, except that the hills should be eight feet apart.

**CAUTION.**—Water melons should not be picked until thoroughly ripe. This is best judged by lightly thumping the melon with the finger. A hollow sound indicates ripeness. Do not press on melon.

**EARLY YATES.**—The earliest Water Melon yet offered. It matures about three weeks before any other Melon, and while of medium size (about 14lb. to 20lb.), it produces an extraordinarily large crop per acre of round, light mottled green fruit, with intense red flesh and practically no rind. Excellent eating. Its extreme earliness makes it valuable, both for early sowing for very early crops, and for late sowing, when a quick maturing sort is necessary. Edible in 65 days. 6d. per pkt., 1/6 per 1oz., 4/3 per ¼lb., post free.

**ICE CREAM.**—A white-seeded early variety of exceptional merit. The shape of the melon is oblong, the rind is very even and of a medium green colour. A very prolific variety, but is not adapted for shipping. The average weight of the melons is 25lb. While an old variety, it retains fully its popularity. Edible in 90 days. Size 16in. x 9in. 6d. per pkt., 1/3 per 1oz., 3/6 per ¼lb., 3d. small pkt., post free.

**COLE'S EARLY.**—Almost round, with black seed, while the rind is dark green, irregularly striped with a lighter shade. The flesh is very firm, and delicious eating, and a good home market kind. It will mature very

early, so it is widely used in districts with a short growing season. Weight, about 20lb. Edible in 80 days. Size 12in. x 11in. 6d. per pkt., 1/3 per 1oz., 3/6 per ¼lb., post free.

**MARKET WONDER.**—The name is worthy of the melon. We consider it, for its size and shape, the best for general use. The flesh is a bright red, very tender and melting. Edible in 88 days. Size 22in. x 12in. 6d. per pkt., 1/3 per 1oz., 3/6 ¼lb., post free.

**HALBERT HONEY.**—A fine medium early home market melon, shape is a long cylindrical, and the rind is deep green with fine veins. Weight, 35lb. Edible in 87 days. Size 20in. x 12in. 6d. per pkt., 1/3 per 1oz., 3/6 per ¼lb., post free.

**GOLDEN HONEY.**—The best of the yellow-fleshed melons, oblong in shape, the seeds being white with black tips, and the average weight is 20lb. The rind is dark green with irregular stripes of darker green. The flesh is a sparkling golden colour, very attractive, and fully as delicious as its appearance indicates. Edible in 90 days. Size 14in. x 12in. 6d. per pkt., 1/3 per 1oz., 3/6 ¼lb., post free.


## MIXED WATER MELONS

A Great Assortment for the Home Garden.—All different sorts in a grand mixture, producing melons of different shapes, maturing in 60 to 90 days. 6d. per pkt., 1/3 per 1oz., 3/6 per ¼lb., post free.

## Preserving Melons

**PIE (Green Seeded).**—The usual variety. Fruit oblong, and light green in colour. 6d. per pkt., 1/3 per 1oz., 2/6 per ¼lb., post free.

**CITRON (Red Seeded).**—Fruit round and dark green, striped and marbled with light green. 6d. per pkt., 1/3 per 1oz., 2/6 per ¼lb., post free.




Give the youngsters and yourself a treat this year. Grow them some Water and Rock Melons. Illustrated is Early Yates' Water Melon.

When is a Water Melon ripe? See notes at top of page.

ARTHUR YATES & CO. LTD.  
BOX 1109 - - AUCKLAND

# ONIONS

## CRISP AND APPETISING



*Yates' Giant Rocca produces larger Onions than any other type, and has a particularly delicate flavour.*

**HOW TO GROW.**—Onions do best on a rich, adhesive, loamy soil, which should be trenched or worked at least 18in. deep. Light or sandy soils should be made as firm as possible by treading before the seed is sown. In warmer districts an early sowing may be made in March, April, or May; in Auckland, April is the usual season. In colder climates, August is the best month. Afterwards thin out to three or four inches apart. The great thing in Onion growing is to keep them well weeded and clean. Onions for pickling should be sown late in the season, very thickly, and thinned to an inch or two apart; they will then ripen into small Bulbs. Silver Skin or Early Barletta are the best for this purpose. Where they are required for salad, they can be sown at any season. Onion is not a strong-growing seed, and is apt to fail, especially if the weather be cold and wet. When the seedlings are well above the ground, they should be carefully gone through, thinning where too thick, and carefully removing all weeds before they get too big; this should be repeated two or three times, as required, as the increase in the crop will repay the trouble. A packet will sow four square yards.

**LIGHT SKIN STRAW SPANISH** — A splendid Onion that is used by most market growers for their early crop. The bulbs are of good size, with a thin skin of a light golden or straw colour. In flavour it is mild and is a true Spanish type. Is an earlier and heavier cropper than Pukekohe Longkeeper, but does not keep so well as that variety. This strain is grown from selected bulbs. 6d. per pkt. 1/3 per 1/2oz., 2/- per oz., 5/- per 1/4lb., 14/- per lb., post free.


**YATES' PUKEKOHE LONGKEEPER**—A very fine Onion that is used by commercial growers owing to its fine keeping qualities, as properly matured bulbs store well often up to six months or so. It is an attractive globular shape and a light golden colour. As it is specially selected for New Zealand conditions in that the seed is produced from bulbs grown at Pukekohe, this variety very seldom runs to "neck," which is a trouble with Brown Spanish. Is not quite such a heavy cropper as Light

Skinned Straw Spanish, but is a better keeper. Has our recommendation for the Home Garden as well as for Market. 6d. per pkt., 1/3 per 1/2oz., 2/- per oz., 5/- per 1/4lb., 14/- per lb. Small pkt. 3d. Post free.


**YATES' SELECTED LONG KEEPING BROWN SPANISH**—A selected strain of this old Onion. It has, however, in many districts been superseded by Yates' Pukekohe Longkeeper, which is not so prone to run to "neck" or mildew, and will in most cases store just as well. 6d. per pkt., 1/- per 1/2oz., 1/6 per oz., 4/- per 1/4lb., 11/- per lb., post free.

**BROWN SPANISH** — A good strain of Brown Keeping Onion. 6d. per pkt., 1/- per oz., 3/- per 1/4lb., 8/9 per lb.; small pkt., 3d., post free.

**YATES' SELECTED GIANT ROCCA**—We offer a very fine strain of this popular Onion, which on account of its enormous size, is in demand amongst exhibitors of vegetables. 6d. per pkt., 1/- per 1/2oz., 1/9 per oz., 4/6 per 1/4lb., 12/6 per lb., post free.



*"Salad" or "Spring" Onions may be sown in any season. Use White Lisbon.*



*For even size, attractive appearance and keeping qualities, grow Pukekohe Longkeeper.*

**Ailsa Craig.**—A very large, oval, light-skinned Onion, largely grown in Britain for exhibiting. 6d. per pkt., 1/3 per 1/2oz., 2/- per 1oz., 6/- per 1/4lb., post free.

**Cranston's Excelsior Improved.**—A globular-shaped Onion, with light brown skin. 6d. per pkt., 1/3 per 1/2oz., 2/- per 1oz., 6/- per 1/4lb., post free.

**Silver Skin.**—Small, for pickling. Sow thickly; early. 6d. per pkt., 1/6 per 1oz., 4/6 per 1/4lb., post free.

**White Lisbon.**—The best spring Onion, growing quickly, and of mild flavour. 6d. per pkt., 1/- per 1oz., 2/6 per 1/4lb., 6/6 per lb., post free.

### YATES' GARDEN GUIDE

A Revised Edition of this most complete popular Manual on N.Z. Gardening yet published, comprising 130 pages. 1/-, Post Free.



## SUNDRY VARIETIES OF THE ONION FAMILY

The following are usually available during the autumn and winter months, but supplies are irregular.

### ALL POSTAGE EXTRA

**Small Red Eschalots**—Useful for flavou-  
ring and seasoning and pickling: mild  
flavour. Plant the bulbs about  
4in. apart in rows. 8d. per lb.

**White Eschalots**—Silvery white in col-  
our and of mild, agreeable flavour.  
For seasoning and pickling. 10d. lb.

**Garlic**—8d. lb.

**Potato Onion**—Plant the bulbs singly  
about 6in. apart in rows. Each then  
produces several bulbs which are  
mild and of good flavour. Small bulbs  
9d. per lb., large bulbs 6d. per lb.

**Tree Onions (Tops Small Seed)**—These  
are small bulblets produced on the  
top of the stems. 1/3 per lb.

**Tree Onions (Large Bottom Bulbs)**—8d.  
per lb.

**Chives** — Perennial plants growing in  
dense tufts, the small green tops are  
used for salads or soups and are mild  
flavoured. 9d. clump.

## ONION PLANTS


We have available a practically con-  
tinuous supply from the end of July to  
October, but occasionally we may be  
temporarily short of some variety. Send  
in your orders early, stating when  
delivery is desired, and we will forward  
the plants as near as possible to that  
date. Three varieties available:—

**Light-skinned Straw Spanish.**

**Pukekohe Longkeeper.**

**Selected Longkeeping Brown Spanish.**

Each 8d. per 100; 6/- per 1000.  
Postage extra.



*An instance of how to cut down  
living costs. Six hundredweight of  
Onions grown on a patch 18ft. x 24ft.,  
by our customer, Mr. E. Coats,  
Okoroire.*

## YATES' SPECIAL ONION MANURE

A Manure that can be thoroughly recom-  
mended. A good soil builder and a plant  
food especially prepared and containing  
only and in proper proportions those  
ingredients required for successful  
Onion growing. Price, sack lots  
(1½cwt), 11/4; per cwt., 10/-; 56lb.,  
5/9; 28lb., 3/9; 14lb., 2/3; 7lb., 1/5.  
Carriage extra.



*Grow plenty of Parsnips; sow them  
at least three times a year; they're a  
great standby, are easy to grow  
and will keep in the ground for  
months if you don't need them at  
once. Yates' Selected Hollow Crowned  
is a certain success.*



*Dig up a parsley plant from the garden and pot it  
for the kitchen window. This is Yates' extra curled.*

## PARSLEY

**HOW TO GROW.**—This may be sown either in the spring or  
autumn in finely worked soil. Sow thickly, and afterwards  
thin to a few inches apart. As this seed is long in germinating,  
the ground should not be disturbed though the plants do not  
appear for some time. A packet will sow a drill of 10ft.

**YATES' EXTRA CURLED.**—This superb variety has again been  
re-selected and improved by us, and our stock is now  
without question the most perfect type of Parsley ever  
offered. Numerous visitors to our Trial Grounds have  
freely endorsed our opinion. It is of dwarf, compact habit,  
the exquisite curl of the leaves giving it a very attractive  
crested appearance. (See photograph.) 6d. per pkt., 1/3  
per 1oz., 3/6 per ½lb., 3d. small pkt., post free.

## PARSNIPS

**HOW TO GROW.**—A deep and strong loam is the best for  
growing Parsnips, but they will succeed in almost any soil.  
The seed can be sown at any time in the spring, and, in the  
milder parts of the Dominion, also in the summer and  
autumn. Sow in rows which are 1ft. apart, covering firmly  
with about a half-inch of fine soil; when plants are well up,  
thin to 2in. or 3in. apart in the row. Parsnip seed is very slow  
to germinate. Cultivate frequently. Soil should be pressed  
down firmly over seeds. Although Parsnips require a long  
season (about 100 to 120 days) to grow fine large roots, very  
good small roots may be grown by sowing later. The roots  
are better left in the ground until wanted for use. A packet  
will sow a drill of forty feet. One ounce will sow 150 feet  
of row. Four pounds will sow an acre.


**YATES' SELECTED HOLLOW CROWN.** — A superb  
straight, smooth and handsome giant Parsnip for  
exhibition or table use. We are confident in stating  
that this highly-selected strain cannot be surpassed,  
either for size or flavour; the roots, which attain to a  
very large size, being quite as tender and sweet-  
flavoured as most varieties which do not reach one-  
half the size. Roots of stocky form, heavy at the  
shoulder and rounded, gradually tapering to the base.  
Flesh white, of fine texture, free from core and  
stringiness; fine flavoured. Cooks tender, sweet and  
rich; enormously productive. 6d. pkt., 1/- 1oz.,  
2/3 ½lb., post free.

**THE STUDENT.**—In our opinion not as good as Yates'  
Selected Hollow Crown. 6d. per pkt., 9d. per 1oz.,  
1/6 per ½lb., post free.

**HOLLOW CROWN.**—The roots are about 12in. long,  
with smooth, white skin, uniform in shape, tapering  
evenly from a heavy shoulder down to a small root.  
9d. per 1oz., 1/6 per ½lb., 3d. small pkt., post free.

To Grow Good Onion Crops, Fertilizer is Important. See Page 64.

ARTHUR YATES & CO. LTD.  
BOX 1109 - - AUCKLAND



# PEAS

**HOW TO GROW**—For a continuous supply of this favourite vegetable, sow every two or three weeks during the winter, spring and early summer months. They should be sown two wide in rows, as nearly in the direction of north and south as possible, so that both sides may get the sun, and the rows should be as far apart as the height the peas grow, the taller sorts requiring more space. They should be earthed up and staked when three inches high. The dwarfier sorts, though sometimes grown without, will be benefited by a few sticks to keep them off the ground. An average packet will sow a row of thirty to forty feet.

**Pick Peas from December to June by Sowing**

## **YATES' Monarch Collection**

**3 New Varieties**

**CULTIVATION**—Sow in rows 2ft. to 3ft. apart, putting the seed in double lines about one inch apart, also one inch apart in the lines. This allows the plant to “stool out” and give a heavier crop. Make a sowing of half of each of the three varieties in the collection. This will give a succession for over a month. A month or six weeks after first sowing, put in the balance of the seed, which will start to bear as the first sowing finishes.

### **NOTE re QUANTITIES SUPPLIED**

Peas on Pages 54 and 55, and also Beans on Pages 38 and 39, are quoted in sixpenny packets, one pound packets, and upwards. We cannot execute orders for less than one pound in bulk; smaller quantities supplied in sixpenny packets only, i.e., no half pounds supplied!

## **SOW ALL AT ONCE**

They will crop successively with luscious Peas over a period of from 30 to 35 days.

### **3 Varieties for 1/6 post free**

The Collection contains the following Selected Varieties, all of which have our highest recommendation:—

**YATES' EARLIEST OF ALL**—As its name implies this pea is earliest of all the varieties we offer. The pods are extremely well filled with luscious peas and are borne very thickly on bushy vines, 15in. high. Ready in 60 to 65 days. 9d. per pkt., 1/9 per 1lb., 4/9 per 3lb., post free; or 1/6 per 1lb., 4/- per 3lb., carriage extra.

**YATES' METEOR**—This will be ready for picking in approximately six to eight days after Earliest of All. Its cropping capabilities leave nothing to be desired, and the peas are of excellent flavour. Height, 18in. Ready in 65 to 70 days. 9d. per pkt., 1/9 per 1lb., 4/9 per 3lb., post free; or 1/6 per 1lb., 4/- per 3lb., carriage extra.

**YATES' BANQUETOR**—Is a worthy successor to follow on with, and will come into pod 15 to 18 days after Meteor. The large pods, filled with seven to eight peas of sweet flavour, are borne on strong vines 30in. high. Ready in 80 to 85 days. 9d. per pkt., 1/9 per 1lb., 4/9 per 3lb., post free; or 1/6 per 1lb., 4/- per 3lb., carriage extra.

**Making Sowings every Three Weeks gives you a Continuous Crop of Peas**

# GREEN PEAS

## LISTED IN ORDER OF EARLINESS

*Maturity dates are given as a guide only, as they may vary somewhat with soil and weather conditions.*

### YATES' EARLICROP

Pods are dark green, pointed, extremely well filled, fairly straight, and hang almost invariably in pairs, with many pairs per plant. Its crop is truly astonishing. Ready for picking considerably earlier than William Hurst or Greenfeast. A most useful height and habit. Excellent for home or market garden. Height, 18in. Ready in 60 to 65 days. 6d. per pkt., 1/9 per 1lb., 4/9 per 3lb., post free; or 1/6 per 1lb., 4/- per 3lb., carriage extra.

### YATES' UTILITY

An extremely early dwarf variety, growing 18in. high. Large, well-filled, dark green, blunt-edged pods, usually borne in pairs; wonderfully prolific. Gives a heavy crop. Is easily picked. Ready in 65 to 70 days. 6d. per pkt., 1/9 1lb., 4/9 3lb., post free; or 1/6 1lb., 4/- 3lb., carriage extra.

### YATES' BLUE BANTAM

The pods, which are deep bluish-green, are produced in abundance, and are well filled with luscious green peas. The peas are of excellent flavour, sweet and delicious. Height, 15in. Ready in 70 to 75 days. 6d. pkt., 1/9 1lb., 4/9 3lb., post free; or 1/6 1lb., 4/- 3lb., carriage extra.

**W. F. Massey**—A good early variety; 1½ft. Ready in 65 to 70 days. 6d. pkt., 1/9 1lb., 4/9 3lb., post free; or 1/6 1lb., 4/- 3lb., carriage extra.

### YATES' HAND-PICKED GREENFEAST

This has become one of the most popular sorts with the market grower. Though it is 1½ft. high, being a strong grower, it does very well without stakes. The pods, which hang almost invariably in pairs, are dark green colour, and contain eight or nine sweet and tender peas. A desirable Pea for home or market garden. Ready in 75 to 80 days. 6d. pkt., 1/6 1lb., 4/- 3lb., post free; or 1/3 1lb., 3/3 3lb., 6/- 7lb., carriage extra.

**Emperor**—Strong growing. 1½ft. Ready in 75 to 80 days. 6d. pkt., 1/6 1lb., 4/- 3lb., post free; or 1/3 1lb., 3/3 3lb., carriage extra.

**Daisy**—Similar to Stratagem, only lighter green. Ready in 80 to 85 days. 6d. per pkt., 1/6 per 1lb., 4/- per 3lb., post free; or 1/3 per 1lb., 3/3 per 3lb., 5/9 per 7lb., carriage extra.

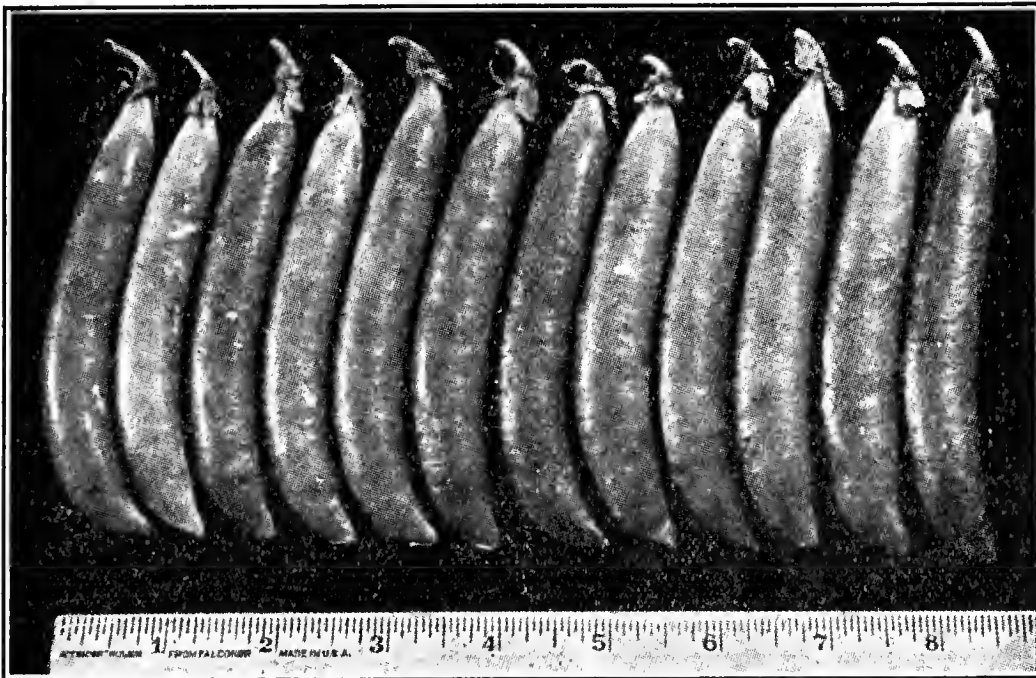
**Stratagem (Hand-picked)**—Excellent cropper; pods long, flat and large, containing seven to eight peas of splendid flavour. Two feet. Ready in 80 to 85 days. 6d. per pkt., 1/6 per 1lb., 4/- per 3lb., post free; or 1/3 per 1lb., 3/3 per 3lb., 6/- per 7lb., carriage extra.

**Yorkshire Hero**—Three feet. The pods are medium in size, but they crop well. Ready in 80 to 85 days. 6d. pkt., 1/6 per 1lb., 4/- per 3lb., post free; or 1/3 per 1lb., 3/3 per 3lb., 5/9 per 7lb., carriage extra.

**Alderman**—Handsome, straight, deep green pods of exceptional length, and of delicious flavour. One of the best tall sorts for main crop and exhibition. 5ft. Ready in 80 to 85 days. 6d. per pkt., 1/9 per 1lb., 4/9 per 3lb., post free; or 1/6 per 1lb., 4/- per 3lb., 7/- per 7lb., carriage extra.



*Some impurities in Peas can only be removed by hand picking. We employ up to twenty-five girls pea picking for about nine months of the year. Our facilities for producing sound and clean seeds are unexcelled throughout Australasia.*



*Yates' Greenfeast: A marvel in productivity.*

### SUGAR PEAS or EDIBLE PODDED

With these the pod, as well as the pea, is edible. Should be eaten before pods fill out.

**Tall Sugar**—6d. per pkt., 1/9 per 1lb., 4/9 per 3lb., post free; or 1/6 per 1lb., 4/- per 3lb., carriage extra.

Tokio, Japan.  
I ordered some grass seed from you for the Shinzuku Imperial Gardens, and the result of the mixture was good.  
H. HARA, Prof. of Agricultural College, Japan.

We also offer the following, but believe that growers will find varieties listed and described above will give more satisfaction.

**American Wonder**  
**Daybreak**  
**Dr. Stuart**  
**Dwarf Defiance**

**English Wonder**  
**Glory of Devon**  
**Gradus**  
**Ne Plus Ultra**

**Peerless**  
**Petit Poi**  
**Richard Seddon**  
**Sherwood**

**Te Aroha**  
**Union Jack**  
**Veitch's Perfection**  
**William Hurst**

**Witham Wonder**

AH 6d. per pkt., 1/6 per 1lb., 4/- per 3lb., post free; or 1/3 per 1lb., 3/3 per 3lb., carriage extra.

We also have cheaper unselected stocks of the main lines at about 3d. per lb. less.

Quantities priced herein are for the home gardener. If you are a large grower be sure to send for Yates' Current Price List for market gardeners.

ARTHUR YATES & CO. LTD.  
BOX 1109 - - AUCKLAND

# PUMPKINS, SQUASHES —

## Pumpkins

Hard-shelled Table or Vegetable Pumpkins, good keeping and can be stored for winter use.

### QUEENSLAND BLUE

A desirable medium-sized Pumpkin for market or family use. The skin is dark blue, and the flesh is rich golden in colour, very thick, and of exceptionally fine quality and flavour. 6d. per pkt., 1/3 per 1oz., 4/- per 1/2lb., post free.

### YATES' TRIAMBLE

This has proved to be one of the best table Pumpkins we have; of distinctive shape, and very thick fleshed. It is a very dry eating variety, of excellent flavour, keeps well, and is a splendid market variety. 6d. per pkt., 1/3 per 1oz., 4/- per 1/2lb., post free.

### TROMBONE OR BUGLE

A long trumpet-shaped variety, very sweet, excellent for pies. 6d. per pkt., 1/- per 1oz., 3/- per 1/2lb., post free.

### YATES' SELECTED CROWN

Good dark colour, even shape, and has a small seed cavity. A well known favourite variety of excellent quality. 6d. per pkt., 1/3 per 1oz., 4/- 1/2lb., post free.

### LARGE BUTTON

Boils dry, splendid flavour, excellent keeper, and carries well to market. 6d. per pkt., 1/- 1oz., 3/- 1/2lb., post free.

### TURK'S CAP

A very early sort for districts where the seasons are short. They are good croppers and keepers, dry and good flavoured. 6d. per pkt., 1/- per 1oz., 3/- per 1/2lb., post free.

### GRAMMA

Excellent for warm districts, but they will not mature in cool climates. 6d. per pkt., 1/3 per 1oz., 4/- per 1/2lb.

### IRONBARK

Not recommended, as watery-fleshed and poor keeper. Small pkt. 3d.

### CATTLE PUMPKINS AND MARROWS

Write for special list in September.

**HOW TO GROW.** — Sow in the late spring when the ground is warm, and treat the same as Cucumber. They will thrive in any good garden soil, but are voracious feeders and for best results require a soil which has been deeply trenched and well incorporated with well-rotted manure. When the soil has become warm and weather conditions settled, plant bush varieties in hills 4ft. apart, and running sorts 6ft. to 8ft. apart each way. Eight to 10 seeds should be planted in each hill. After attaining rough leaves, and danger from frost is over, thin out, leaving two to three of the strongest plants in each hill. Allow winter Squashes to ripen thoroughly, otherwise they may not keep through the winter. The larger Pumpkins make the very best feed for cattle and pigs in dry districts. Sow three pounds of seed per acre.



*Trombone or Bugle Pumpkin is the sweetest of all, and makes excellent pies. Does not keep as long as Triamble or Queensland Blue.*

## Winter-Keeping Squashes, etc.

Although termed Squashes, the following are Hard-shelled, and can be either cooked immediately matured, or stored like Pumpkins for winter use. Excellent vegetables and rapidly growing in favour.

### YATES' WARREN SQUASH

Often called Warren Pumpkin. A great favourite with growers for the early market. Round, but flat top and bottom, in fact, cheese-shaped. Skin bright orange-red and rough, flesh dry, sweet and thick. 6d. per pkt., 1/6 per 1oz., 3/6 per 1/2lb., post free.

### YATES' GOLDEN HUBBARD SQUASH


Fruits are of the same shape as Green Hubbard, and warted, but average one-half to one-third smaller in size. They are earlier in season, but keep in fine condition through the winter. The skin is deep orange-yellow, and very attractive. Flesh is deep golden-yellow, fine grained and delicious. 6d. per pkt., 1/6 per 1oz., 3/6 per 1/2lb., post free.

### YATES' GREEN HUBBARD SQUASH

Fruit is oblong and pointed, heavily warted, dark green in colour, with orange-coloured flesh, which is of fine texture and deliciously flavoured. 6d. per pkt., 1/6 per 1oz., 3/6 per 1/2lb., 3d. small pkt., post free.

### FINEST MIXED SQUASH: Winter

Desirable keeping sorts. 6d. per pkt., 1/6 per 1oz., 3/6 per 1/2lb., post free.



From left to right: Crown, Queensland Blue, Triamble. For Home use we recommend the middle one for heavy crops of medium-sized pumpkins.

For a Dry Pumpkin we recommend Queensland Blue or Triamble

# —and VEGETABLE MARROWS

## Marrows and Summer Squashes

Early maturing, non-keeping, to be used from the vine when ripe, and before the shell hardens.

A delightful way of serving both the **Early White Bush** and **Early Golden Bush Squash** when about five inches long is to pick the fruits as soon as formed, boil them whole, and serve either with melted butter or white sauce. In addition to a delightful dish, the early picking encourages a second crop of fruit.

### Bush or Non-Running Sorts

#### Long White Fruited Bush Marrow—

White or light cream fruit of the typical marrow shape and size, but borne on plants of non-running bush habit. Heavy cropper, splendid sort.

6d. pkt., small pkt. 3d., 1/- 1oz., 2/9 ½lb., post free.

#### Long Green Fruited Bush Marrow—Of

similar habit to above; fruit is dark green, changing to green, striped yellow as it ripens. Good flavour. 6d. pkt., 1/- 1oz., 2/9 per ½lb., post free.

#### Early White Bush Squash—Very similar

to Custard Marrow. The vine does not run. Splendid early sort. A popular vegetable for summer use. Fruits are of medium size, flat shape with ridged or scalloped edges. 6d. pkt., 1/6 per 1oz., 4/6 per ½lb., post free.

#### Early Golden Bush Squash—Deep yellow,

otherwise similar to above. 6d. pkt., 1/6 per 1oz., 4/6 per ½lb., post free.

#### Custard Marrow—Round fruit, with

scalloped edge, of golden-yellow colour, medium size, good flavour. A very excellent and healthful summer vegetable: Easily grown and very prolific. It is of the bush non-running habit. 6d. pkt., 1/- per 1oz., 3/- per ½lb., post free. Crop short, recommend Early Golden Bush.

#### Yellow Crookneck Squash—Plant of

bushy habit giving a heavy yield of attractive fruits which are a bright yellow colour, the skin being distinctly warted. Flesh is pale cream, firm and tender. Much used for home planting. 6d. pkt., 1/6 1oz., 4/6 ½lb., post free.



#### Mixed Summer

#### Bush Squashes—

Mixture of former varieties. 6d. pkt., 1/6 1oz., 4/6 ½lb., post free.

### TRAILING VARIETIES

#### Long Cream Mar-


row.—Grows from 15in. to 18in. long, cream coloured when ripe, flesh very fine grained, thick, and of good flavour. Can be used when green or left until ripe. 6d. pkt., 1/- 1oz., 2/9 ½lb., post free.

#### Long Green Mar-

row.—Drier and coarser grained than long Cream: preferred by some on this account: excellent flavour. 6d. pkt., 1/- 1oz., 2/9 ½lb., post free.

### HINT RE EARLY PLANTING OF VINE CROPS


When planting for early crops of all Vine seeds such as Pumpkins, Melons, Squash, etc., experienced growers always plant the seed with the point downwards. Doing this tends to stop the seed rotting through moisture gaining entrance, and moreover, the shell of the seed remains longer on the first two leaves and so helps to protect them from adverse conditions.



*Crookneck Squash matures in about sixty days, and should be used fresh from the plant.*



*Bush marrows grow very compact and will fit in the smaller cottage gardens.*



*Yates' Green Warted Hubbard Squash is of fine textured orange flesh, deliciously flavoured. It keeps like a pumpkin. (See opposite page.)*

Yates' Green Hubbard is a very Dry Squash that will keep for months

ARTHUR YATES & CO. LTD.  
BOX 1109 - - AUCKLAND

# YATES' RADISHES

**HOW TO GROW**—Plant throughout the year, choosing showery, genial weather. For succession, sowings may be made every three or four weeks, on good, light, well-manured soil. To have good, tender, crisp-eating Radishes, they must be grown quickly and liberally watered during dry weather. A packet will sow four square yards.

## YATES' SELECTED LONG SCARLET

Our strain of this very popular long Radish is the finest to be had on the market. In it we have, without exception, the very best long, brittle, brightest scarlet Radish we are acquainted with. It matures beautiful Radishes, which are always brittle and sweet. 6d. per pkt., 9d. per 1oz., 1/9 per 1/2lb., post free.

## YATES' LONG WHITE ICICLE

The Icicle Radish is perfectly white in colour, and long, slender and tapering in shape. It quickly grows to market size, is crisp and brittle, and of mild, sweet flavour. It remains tender during the entire growing period. 6d. pkt., 9d. 1oz., 1/9 1/2lb., post free.

## YATES' FRENCH BREAKFAST

This pretty Radish in colour is bright red, tipped with white. It is oblong in shape, and in quality is crisp and tender. It is a quick grower, maturing in 18 to 20 days. 6d. per pkt., 9d. per 1oz., 1/9 per 1/2lb., post free.

**Long Scarlet.**—A favourite with some market gardeners. 6d. per pkt., 9d. per oz., 1/6 per 1/2lb., 3d. small pkt., post free.


**Long Black Spanish.**—Very large cylindrical black roots, firm white flesh, late in maturing, and keeps well. Grown for winter use. 6d. per pkt., 9d. per 1oz., 1/6 per 1/2lb., post free.

**Red Turnip.**—Round or flat-round in shape, bright colour, crisp white flesh. 6d. per pkt., 9d. per 1oz., 1/6 per 1/2lb., post free.


**White Turnip.**—Of splendid shape and flavour, pure white. 6d. per pkt., 9d. per 1oz., 1/6 per 1/2lb., post free.

**Mixed Turnip.**—White and red mixed. 6d. per pkt., 9d. per 1oz., 1/6 per 1/2lb., 3d. small pkt., post free.

**White Chinese.**—Large white roots, cylindrical in shape, white flesh, mild flavour. 6d. per pkt., 9d. 1oz., 1/6 1/2lb., post free.



*Yates' French Breakfast is every day becoming more popular.*



*Rhubarb grows readily from seed. Roots also can be supplied during the winter months.*

## A SEEDMAN'S DUTY

New and improved sorts of seeds are constantly being introduced, and we do not hesitate to drop the older and obsolete strains from our list. There has been an improvement in seed growing as well as in building motor cars, and we see no reason why the older models should not be dropped. Careful selection and scientific breeding have accomplished wonders the past few years. Flavour, colour and uniformity have been so improved in the new varieties we offer that we believe they will meet with your hearty approval.

## RHUBARB

**HOW TO GROW.**—Rhubarb does best in a very rich, deeply-dug soil. Sow the seed 1in. deep in drills 1ft. apart, thinning out the young plants to stand 8in. to 10in. apart in the rows. The following spring transplant into well prepared soil, setting the plants 3ft. to 4ft. apart each way. The crowns should be covered with about 4in. of soil. The stalks should not be used until after the second year. Six to ten plants are sufficient to supply a medium-sized family.

### TOPPS' WINTER

A variety bearing the heaviest crop in the early winter, and producing the best flavoured and coloured stems, but not quite so large as Victoria. 6d. per pkt., 1/3 per 1oz., 2/- per 1oz., post free.

### VICTORIA GIANT

The largest and best for summer use. 6d. per pkt., 1/- per 1oz., post free.

### RHUBARB ROOTS

Supplied during winter. Carriage Extra.

**Champion Seedless.**—A magnificent summer variety of exceptional quality and size. The best for exhibition. 2/6 each.

**Victoria Giant.**—6d. and 9d. each, 5/6 and 8/- doz.

**Topps' Winter.**—6d. and 9d. each, 5/6 and 8/- doz.

All roots packing and carriage extra.

Yates' Selected Long Scarlet is the most popular Radish

## Salsify

Also known as "Vegetable Oyster." One ounce will sow sixty feet of drill. Easily grown, with large, straight, fleshy roots, delicately flavoured, suggestive of the oyster. Used in winter and spring, when other vegetables are scarce.

### HOW TO USE SALSIFY

Clean the roots and cut in inch slices. Boil with a small piece of codfish (which should be discarded as soon as the Salsify is cooked), as this intensifies the oyster flavour. Serve with cream sauce or plain butter, pepper and salt. When cold, mash and fry like patties or fritters. Some people like it in salads, sliced raw, with vinegar, pepper and salt.

**HOW TO GROW.**—Salsify succeeds best in light, well-enriched, mellow soil, which should be deeply dug and kept free from weeds. Sow seed early in spring one inch deep, in drills 12in. to 15in. apart. Thin to 6in. apart in the rows. Cultivate same as for Parsnip. In autumn, dig and store like Carrots.

**Mammoth Sandwich Islands.**— This variety grows to a large size, and resembles a small-sized parsnip. It is very mild, and possesses a delicate oyster flavour. The largest and most profitable sort to grow. 6d. per pkt., 1/3 per 1/2oz., 2/- per 1oz., post free.

## Scorzonera


This vegetable should be cultivated in the same manner as Salsify, but, being a little more difficult to raise, is rarely grown, except by private gardeners. Though the roots have black skins, the flesh is white and very tender. Analysis shows this root to be the most nutritious vegetable grown. Scorzonera may be cooked the same way as Salsify, and many people consider it superior in flavour. 6d. per pkt., 1/6 per 1/2oz., 2/- per 1oz., post free.

## Sweet Potato : Kumara

**HOW TO GROW**—The best way to procure Sweet Potatoes is by ordering rooted cuttings, which can be supplied by post at a few days' notice any time during the late spring. These should be planted out in ridges 2½ft. apart, in land which has previously been deeply trenched and well fertilised with a good phosphate and potash manure. So long as they are planted by January they will produce a good crop, but should be prevented from rooting at the joints by lifting the vines occasionally. They are usually ready for digging in about four months from planting. During the spring we can supply plants of the New Zealand Kumara. 1/- per 25, 3/- per 100, 27/6 per 1000, postage and packing extra.

## SQUASH

SEE PAGES 56 AND 57



*Spinach: Yates' Large-leaved Prickly Long Standing matures quickly. Delightful flavour.*

## SPINACH

When properly prepared, no vegetable makes more nutritious and palatable greens than Spinach, and none surpass it for mineral salts so necessary for robust health. It is strongly recommended by the Plunket Society for children's diet.

**HOW TO GROW.**— This useful crop may be sown in the spring, but does best in the autumn, and for succession should be planted at intervals of two or three weeks. The seed should be sown in drills in good rich soil (the richer the better), and for summer crops should have abundance of moisture. A packet will sow about forty feet.

### YATES' LARGE-LEAFED PRICKLY LONG STANDING

This remarkable Spinach is far superior to any of the other sorts. Its principal advantage is that it stands two weeks' longer before running to seed than any other variety. The leaves are extra large, rounded, Savoy or crumpled, and contains a lot of mineral salts, lime and iron. 6d. per pkt., 9d. per 1oz., 1/6 per 1/2lb., 3/- per 1lb., post free.

### PRICKLY SEEDED

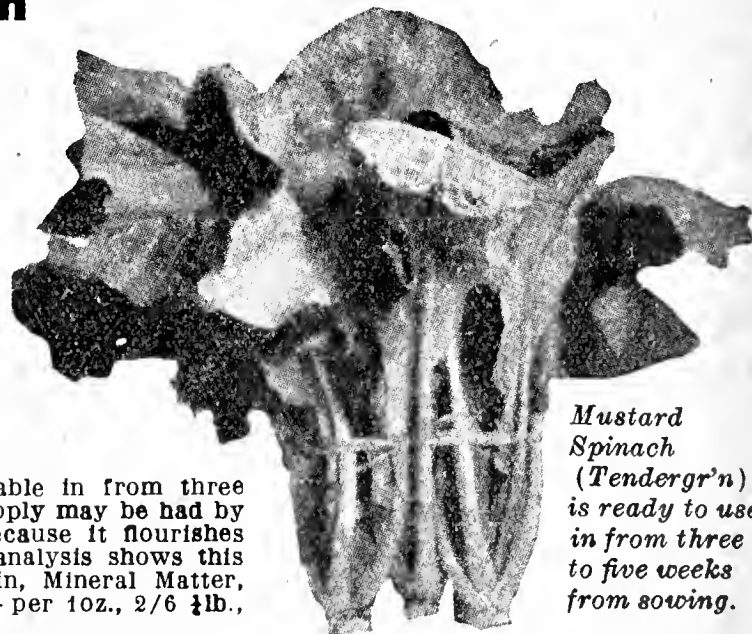
The old type. 1/- per 1/2lb., 2/3 per 1lb., 3d. small pkt., post free.

## Mustard Spinach

### An Entirely NEW VEGETABLE Recently Introduced.

This entirely new vegetable is of Japanese origin, and we have tested it thoroughly in our Seed Trial Grounds. As the name indicates, it is related to the Mustard family, but the pungent taste of the Mustard has been greatly refined. It has a most delicious flavour peculiarly its own, and combines in itself the qualities of both Spinach and Mustard.

It makes an excellent spinach grown in the same way; and it has the advantage over any other plant used for greens, because it is ready for the table in from three to five weeks. A continuous supply may be had by making successive sowings, because it flourishes during hot weather. Chemical analysis shows this plant to have abundant Protein, Mineral Matter, Lime and Iron. 6d. per pkt., 1/- per 1oz., 2/6 1/2lb., 5/9 per lb., post free.



*Mustard Spinach (Tendergr'n) is ready to use in from three to five weeks from sowing.*

### YATES' SELECTED ROUND SEEDED

An improved round seeded strain of excellent quality. Ready to cut in 45 days. 6d. per pkt., 9d. per 1oz., 1/- per 1/2lb., 2/4 per 1lb., post free.

### MONSTROUS VIROFLAY

A variety which grows rapidly, producing large, thick, dark green, crumpled, arrow-shaped, but somewhat rounded leaves of fine quality, standing a long time. 6d. per pkt., 9d. per 1oz., 1/6 per 1/2lb., 3/3 per 1lb., post free.

### NEW ZEALAND

Quite distinct from any of the preceding, and of great value for use during the hottest months, and for growing in dry, arid localities where the ordinary Spinach does not succeed. The leaves and stems are soft and fleshy. By picking off the young leaves and tender stems, and adding the minimum of water for cooking, delicious Spinach may be had throughout the hottest weather. Soak seed in hot water before sowing. This plant spreads beyond bounds if not kept in check. 6d. per pkt., 9d. per 1oz., 2/- per 1/2lb., 5/- per 1lb., post free.

# TOMATOES



Our recommendation among the smooth-skinned Tomatoes is "Bonny Best." For a large, slightly ribbed variety of perfect flavour, grow Yates' Market Favourite.

**HOW TO GROW**—Tomatoes should be sown in a hot-bed early in spring, or in the open air when danger from frost is over, and when the plants are large enough plant out in a warm border, which should be well enriched with good, rotten manure. They may be allowed to run on the ground, but if grown against a wall or trellis work, the larger crop will repay the trouble. After the first fruits have set, check the growth of the plants by pinching off the ends of the shoots. Liquid manure during the growing season will be found very beneficial.

## YATES' MARKET FAVOURITE

### Re-selected

Well known on account of its hardness and earliness; fruit is large, slightly ribbed, and produced in great profusion, and is solid, juicy, and of good flavour. One of the hardiest varieties we keep, and it will often perfect its fruit in adverse seasons, when all other sorts are badly affected. Runners should be removed after the first fruit has set. 6d. per pkt., 2/3 per 1/2oz., 3/3 per 1/4oz., post free.

## YATES' ABUNDANCE

A wonderfully fine early, smooth, solid, red variety. The vines are vigorous and very productive. The shape is perfect, with a good skin, very solid flesh, and an excellent flavour. Medium sized fruit. 6d. per pkt., 2/3 per 1/2oz., 3/3 per 1/4oz., post free.

## BONNY BEST

A second early scarlet-fruited variety. Growth vigorous and leafy, being a strong grower and a bountiful yielder. Fruits even in size, smooth, solid, and ripen evenly and are produced in clusters. Splendid for market or home garden. A great favourite in U.S.A. 6d. per pkt., 2/3 per 1/2oz., 3/3 per 1/4oz., post free.

## YATES' EARLY SMOOTH RED

As early as Market Favourite, but smoother in the skin, being free from ribs; medium size; excellent for market. 6d. per pkt., 2/3 per 1/2oz., 3/3 per 1/4oz., post free.

## BEST OF ALL

A very fine glasshouse variety; fruit almost smooth and of medium size; very attractive in appearance. 6d. per pkt., 2/3 per 1/2oz., 3/3 per 1/4oz., post free.

## MARGLOBE

Second early in season. Fruit large, red, smooth and globular. 6d. per pkt., 2/3 per 1/2oz., 3/3 per 1/4oz., post free.

## AUSTRALIAN LARGE RED

Large wrinkled fruit, suitable for sauce factories only. 6d. per pkt., 2/3 per 1/2oz., 3/3 per 1/4oz., post free.

## SOUTH AUSTRALIAN DWARF RED

A dwarf compact plant which does not require staking. Fruit large wrinkled. Suitable for early market and sauce factories. 6d. per pkt., 2/3 per 1/2oz., 3/3 per 1/4oz., post free.

## CARTER'S SUNRISE

Early, very prolific, robust constitution. 6d. per pkt., 2/3 per 1/2oz., 3/3 per 1/4oz., post free.

## GOLDEN QUEEN

A valuable yellow variety. 6d. per pkt., 2/3 per 1/2oz., 3/3 per 1/4oz., post free.

## WE ALSO OFFER:

Chalk's Early Jewel, Globe, Kondine Red, Ponderosa, Harbinger. 6d. per pkt. Prices for larger quantities on application.

# TOMATO TREE

(*Cyphomandra*)—Sub-tropical shrub, bearing fruit resembling the Tomato, of a sub-acid flavour. Two varieties, "Ruby Red," the most popular sort, 6d. pkt., 3/9 1/2oz., 6/3 1/2oz., Golden, the older variety, 6d. pkt., 2/6 1/2oz., 3/6 1/2oz. Strong trees, either variety, can be supplied.

# TOBACCO

**HOW TO GROW**—The seed should be sown in a hot-bed, or in the open ground after danger from frost is over. A good plan is to burn a quantity of brush or rubbish in the spring on the ground intended for the seed bed; then dig and thoroughly pulverise the earth, mixing with the ashes, after which the seed may be sown and covered very lightly. When the plants are about six inches high, transplant 2ft. apart in rows 3 1/2ft. apart. Cultivate thoroughly. 6d. per pkt., 2/6 per 1/2oz., 3/9 per 1/4oz., post free. We keep all the leading varieties, including:—

Connecticut - Blue Pryor - Yellow Pryor - Havana  
Maryland - Goldfinder - Hester - Oronoko - Gold  
Leaf - Burley (resistant) - Judy's Pride - Warne

All imported American-saved Seed.

# TURNIPS

**HOW TO GROW**—Turnips, to be tender and good flavoured, must be grown quickly, so should have a rich soil and an open situation. The seed should be sown very thinly, and the plants thinned out to proper distances apart when young. They may be sown nearly the whole year, choosing rainy weather during the summer months. They should be kept moist in dry weather. The best time to sow Swedes is in the late spring, summer and autumn.

**YATES' SELECTED SNOWBALL**—A very large globe-shaped variety. The upper surface of the bulb is reddish-purple, the lower part is white. It grows smooth, has a small root, and medium-sized tops. The flesh is pure white and crisp. 6d. per pkt., 9d. per 1oz., 2/- per 1/2lb., post free.

**YATES' LONG WHITE**—A long, cylindrical Turnip, the most suitable for the warmer parts of this country, as it is a quick grower and does not run to seed so readily as other sorts. 6d. pkt., 1/- per 1oz., 2/6 per 1/2lb., post free.

**ORANGE JELLY or GOLDEN BALL**—One of the most delicate and sweet yellow-fleshed Turnips yet introduced. 6d. per pkt., 9d. per 1oz., 1/9 per 1/2lb., post free.

**NEPAUL or WHITE STRAPLEAF**—An early flat variety, with very firm snow-white flesh. 6d. per pkt., 9d. per 1oz., 1/9 per 1/2lb., post free.

**PURPLE TOP MUNICH**—Remarkably early, flat in shape, and pure white, with dark purple top. 6d. per pkt., 9d. per 1oz., 1/9 per 1/2lb., post free.

**RED TOP STONE**—White, with pink top; excellent. 6d. per pkt., 9d. per 1oz., 1/9 per 1/2lb., post free.

**WHITE STONE or SNOWBALL**—A round, white-fleshed Turnip. 6d. per pkt., 9d. per 1oz., 1/6 per 1/2lb., 3d. small pkt., post free.

**EARLY WHITE MILAN**—A splendid early variety of a distinct flat type; sweet, mild and tender. 6d. per pkt., 9d. per 1oz., 1/6 per 1/2lb., post free.

**YATES' SWEDE TURNIP**—The best Swede for garden cultivation. Sow in summer and autumn. 6d. per pkt., 9d. per 1oz., 1/6 per 1/2lb., 3d. small pkt., post free.

# VEGETABLE MARROW

(See Pages 56 and 57)

You can't beat Home-grown Tomatoes for Flavour.



# SEED POTATO CHART

VARIETIES BEST SUITED TO EACH CLASS OF SOIL

FIRST EARLY VARIETIES			SECOND EARLY VARIETIES			MAIN CROP VARIETIES		
Light Soils Sandy, pumice, light volcanic light clay.	Medium Soils Sandy loam, medium loam, good volcanic silt.	Heavy Soils Moist peat, heavy loam, good clay loam.	Light Soils Sandy, pumice, light volcanic light clay.	Medium Soils Sandy loam, medium loam good volcanic silt.	Heavy Soils Moist peat, heavy loam, good clay loam.	Light Soils Sandy, pumice, light volcanic light clay.	Medium Soils Sandy loam, medium loam good volcanic silt.	Heavy Soils Moist peat, heavy loam, good clay loam.
Early Rose Early Puritan	Epicure (best) Robin Adair Early Rose Royal Salute (dig green) Supreme	Cliff's Kidney Epicure Supreme	Royal Salute (dig green) Arran Banner Supreme British Queen	Cliff's Kidney, (moist soils) Arran Banner (dig green) Majestic Gold Coin Supreme	Cliff's Kidney (peat) Majestic (recommended) Supreme Yates' Security (dig green)	Up-to-Date Dakota Red Supreme Royal Salute (best)	Dakota Red Majestic Iron Duke Up-to-Date Supreme Royal Salute (best) Yates' Security Northern Star	Yates' Security Iron Duke Majestic Aberbrothock Inverness Favourite Arran Chief Maori Chief Gamekeeper

Most potato varieties are adapted to two or three classes of soils, but owing to the varied soil and climatic conditions in New Zealand, treat the above recommendations as a general guide only. Where blight has previously been troublesome, a change of variety may help.

## POTATO CULTIVATION NOTES

Potatoes are sensitive to frost, and nothing is gained by planting them early unless the ground is unusually warm. Plant seed in rows, 30in. to 36in. apart, one foot apart in the row, and to a depth of about four inches. Seven pounds of "Seed" will plant about 50 feet of row. As some varieties are difficult to cut without loss, we recommend planting whole tubers. In about three weeks, young plants will push through the soil, when the rows should be carefully hoed. When three or four inches tall, hill slightly. Go over the rows after every shower, hoeing, weeding and hilling.

Potatoes are usually offered as graded, but Yates' hand-picking ensures 100% sound seed.

ALL POTATOES ARE QUOTED CARRIAGE EXTRA

## YATES' 1939 POTATO INTRODUCTION

### YATES' SECURITY

An outstanding variety that has done remarkably well in our trials and particularly prominent under most unfavourable conditions. We highly recommend this new sort for medium and heavy soils, where it will out-crop other varieties, but it does equally well on lighter land. The tubers are uniformly large, with few eyes and crisp white flesh. Strongly blight-resistant. Our recommendation for main crop planting.

16/- per cwt., 8/9 per 56lb., 5/6 per 28lb., 3/6 per 14lb., 2/3 per 7lb.

Carriage extra.



*Yates' Security shows great promise for North Island cropping.*

*Main varieties, see overleaf*

Yates' Potato Manure is the Best. See Page 64.

ARTHUR YATES & CO. LTD.  
BOX 1109 - - AUCKLAND

# Yates' Specially Recommended Potatoes

(SEE ALSO YATES' "SECURITY" ON PAGE 61)

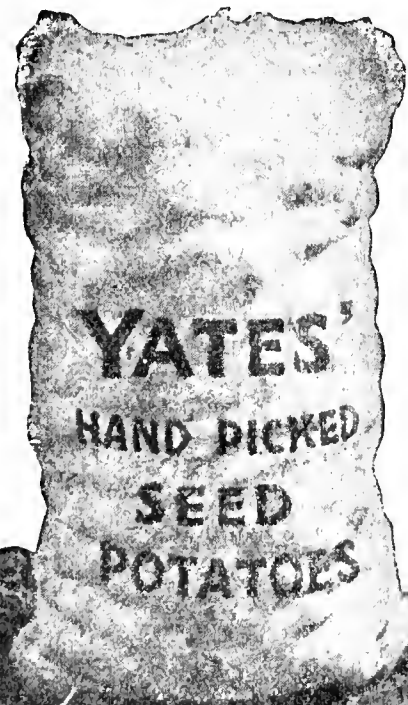
## ROYAL SALUTE

Royal Salute is an intensely vigorous grower, resists blight strongly, and throws a wonderful crop of large white potatoes of splendid appearance and cooking qualities.

Royal Salute produces very few small potatoes, and it is for this reason that we can only offer a limited quantity this season. It is a Main Crop Variety, and in the few years since its introduction has proved a most dependable cropper, especially in light and medium land. 16/- per cwt., 8/9 per 56lb., 5/6 per 28lb., 3/6 per 14lb., 2/3 per 7lb.

## EPICURE

A most excellent early variety, maturing good-sized tubers in from ten to twelve weeks from time of planting. It has also the remarkable characteristic of producing nearly all tubers of large size; the tubers are round, with few shallow eyes. They have almost a smooth skin. An excellent cooker. We consider them to be easily the best early round potato on the market. 17/- per cwt., 9/3 per 56lb., 5/6 per 28lb., 3/6 per 14lb., 2/3 per 7lb.



## MAJESTIC

### THE TRUE KIDNEY-SHAPED VARIETY

It is a potato of fine quality and appearance and produces such a large proportion of big tubers that it is difficult to obtain sufficient seed-sized tubers. But large tubers, well sprouted before cutting and planted at once thereafter, will give good results. The cooking qualities of this potato are splendid. 14/6 per cwt., 8/- per 56lb., 5/- per 28lb., 3/3 per 14lb., 2/- per 7lb.




*Royal Salute is a heavy-cropping, large, white-skinned potato.*

## YATES' IRON DUKE


Introduced by us in 1924, has become one of the most popular main crop varieties with growers. It is the heaviest cropper we have grown; it thrives in all soils and all localities. The large tubers are round, with a russet skin finely netted, and a shallow eye. The flesh is white and floury when cooked, and has a fine flavour. Our stock, grown by our own growers, is well selected and free from disease. 12/6 per cwt., 7/- per 56lb., 4/6 per 28lb., 2/9 per 14lb., 1/9 per 7lb.

## CLIFF'S KIDNEY

This wonderful, new, extremely early White Kidney Potato is an exceptionally good cropper for an Early Potato, maturing as it does in twelve weeks; in fact, one grower reported that he harvested Potatoes large enough for the table in ten weeks from planting. It is particularly valuable for the early market on account of its fine shape and appearance. Gardeners for some time have been looking for an early Kidney Potato that would resist the blight. We consider we are very fortunate in being the first to be able to offer a Potato to fill the specifications—extremely early, good appearance, good cooker. Our stock this season is limited; we therefore urge customers to order early. 16/6 per cwt., 9/- per 56lb., 5/6 per 28lb., 3/6 per 14lb., 2/3 per 7lb. Carriage extra.



# YATES' Hand-Picked SEED POTATOES



The term hand-picked is no fanciful one with Yates. Our facilities and practice of grading and selecting seed potatoes are not equalled in the Auckland province. The above scene is an every and all-day one during the potato season.

## General List of Varieties

Potatoes delivered f.o.b. or f.o.r., Auckland, subject to sales and market fluctuations. After September or the early part of October we are usually "sold out" of most varieties. Bags extra in lots of less than one sack. **SPECIAL QUOTATIONS ALWAYS GIVEN FOR TON LOTS.** Lower rates will be charged for samples unpicked if customers care to have them as received. It is always advisable to turn potatoes out of bags immediately they are received.

**Beauty of Hebron, Pink.**—A splendid potato of good quality  
**Cliff's Kidney.**—See previous page  
**Early Puritan.**—A very early, heavy cropping shape. It is of excellent quality when  
**Early Rose.**—A well-known pink-skinned potato  
**Yates' Epicure.**—See previous page  
**Robin Adair.**—Red-skinned Kidney-shaped market for twenty years. Popular with shaped; flesh pure white; dry and mealy  
**Supreme.**—A most productive early variety with eyes well up to the surface, and

**British Queen.**—One of the best second early popular variety  
**Gold Coin.**—A good white-skinned and very early Auckland district, resisting blight and

**Aberbrothock.**—A large, round, main crop does well on any soil. Cooks and keeps  
**Arran Banner.**—See previous page  
**Arran Chief.**—This well-known white main crop  
**Dakota Red.**—Produces a very heavy crop sort in some districts. A good blight-resistant  
**Gamekeeper.**—The standard variety with no doing remarkably well on any soil.  
**Southern-grown Seed**  
**Gamekeeper, Autumn Grown.**—Pukekohe game  
**Inverness Favourite.**—A favourite variety blight-resistant  
**Iron Duke.**—See previous page  
**Majestic.**—See previous page  
**Maori Chief.**—Round main crop, mottled bl headed N.Z. Government test for heavy  
**Northern Star, Southern.**—Best blight-resistant  
**Royal Salute.**—See previous page  
**Yates' Security.**—The finest quality main cropper under all conditions. See previous  
**Up-to-Date.**—The well-known, white-skinned position of one of the best potatoes of

## Alteration in Prices of A.Y. Hand-picked SEED POTATOES

Since this Catalogue went to press all varieties of potatoes, including table sorts, have risen in price owing to short crops. The undermentioned prices cancel all previous lists, and are effective as from 29th July, 1939.

	Sack lots, sacks free.				Prices nett.	
	Per 7lbs.	Per 14lbs.	Per 28lbs.	Per 56lbs.	Per Cwt.	Per Ton.
<b>FIRST EARLY VARIETIES:</b>						
Beauty of Hebron, Pink	1/9	2/9	4/9	7/9	14/-	£13/10/-
CLIFF'S KIDNEY	2/6	4/-	6/3	10/6	19/6	£19/-/-
Early Puritan	1/9	2/9	4/6	7/6	13/6	£13/-/-
Early Rose	1/9	2/9	4/9	7/9	14/-	£13/10/-
YATES' EPICURE	2/6	4/-	6/-	10/-	18/6	£18/-/-
Robin Adair	2/-	3/3	5/3	8/6	15/6	£15/-/-
Supreme	2/3	3/6	5/6	8/9	16/-	£15/10/-
<b>SECOND EARLY VARIETIES:</b>						
British Queen						Sold Out.
Gold Coin						Sold Out.
<b>MAIN CROP AND LATE VARIETIES:</b>						
Aberbrothock	1/9	2/9	4/6	7/6	13/6	£13/-/-
Arran Banner	2/6	4/-	6/3	10/6	19/6	£19/-/-
Arran Chief	1/9	2/9	4/6	7/-	12/6	£12/-/-
Dakota Red	1/9	2/9	4/6	7/6	13/6	£13/-/-
Gamekeeper, Southern	1/9	2/9	4/6	7/-	12/6	£12/-/-
" Autumn-grown	2/3	3/6	5/6	9/6	17/6	£17/-/-
Inverness Favourite	2/-	3/3	5/3	8/3	15/-	£14/10/-
IRON DUKE	1/9	2/9	4/6	7/6	13/6	£13/-/-
MAJESTIC	2/-	3/3	5/3	8/6	15/6	£15/-/-
Maori Chief	1/9	2/9	4/9	7/9	14/-	£13/10/-
Northern Star, Southern	1/9	2/9	4/6	7/-	12/6	£12/-/-
ROYAL SALUTE	2/6	4/-	6/3	10/6	19/6	£19/-/-
Security	2/6	4/-	6/-	9/9	18/-	£17/10/-
Up-to-Date	2/3	3/6	5/6	8/9	16/-	£15/10/-

28/7/39

ARTHUR YATES & CO. LTD., AUCKLAND

Yates' Potato Manure is the Best. See Page 47

BOX 1109 - - AUCKLAND



early part of October we are usually  
**SPECIAL QUOTATIONS ALWAYS GIVEN**  
 if customers care to have them as ready  
 out of bags immediately they are received

**Beauty of Hebron, Pink.**—A splendid potato  
 of good quality ..  
**Cliff's Kidney.**—See previous page ..  
**Early Puritan.**—A very early, heavy cropping  
 shape. It is of excellent quality when  
**Early Rose.**—A well-known pink-skinned potato  
**Yates' Epicure.**—See previous page ..

**Robin Adair.**—Red-skinned Kidney-shaped Potato that has been constantly on the  
 market for twenty years. Popular with home gardeners. Tubers large and well  
 shaped; flesh pure white; dry and mealy .. 15/6 8/6 5/3 3/3 2/-  
**Supreme.**—A most productive early variety. The tubers are of handsome appearance,  
 with eyes well up to the surface, and for quality cannot be surpassed .. 12/6 7/- 4/3 2/6 1/6

**SECOND EARLY VARIETIES**

**British Queen.**—One of the best second earliest, very prolific, and altogether a most  
 popular variety .. 10/6 6/- 3/6 2/- 1/3  
**Gold Coin.**—A good white-skinned and white-flesh type that has done well in the  
 Auckland district, resisting blight and cropping well .. 15/- 8/3 5/3 3/3 2/-

**MAIN CROP AND LATE VARIETIES**

**Aberbrothock.**—A large, round, main crop variety, good yielder and blight resister;  
 does well on any soil. Cooks and keeps well .. 13/6 7/6 4/6 2/9 1/9  
**Arran Banner.**—See previous page .. 15/- 8/3 5/3 3/3 2/-  
**Arran Chief.**—This well-known white main crop remains one of our best Market sorts  
**Dakota Red.**—Produces a very heavy crop of large, red-skinned potatoes. A leading  
 sort in some districts. A good blight-resister .. 10/6 6/- 3/6 2/- 1/3  
**Gamekeeper.**—The standard variety with market growers. A most excellent late potato,  
 doing remarkably well on any soil. Undoubtedly the best blight-resister grown.  
 Southern-grown Seed .. 11/- 6/3 4/- 2/6 1/6  
**Gamekeeper, Autumn Grown.**—Pukekohe grown .. 10/6 6/- 3/6 2/- 1/3  
**Inverness Favourite.**—A favourite variety in Canterbury for heavy soils; white flesh;  
 blight-resistant .. 17/6 9/6 5/6 3/6 2/3  
**Iron Duke.**—See previous page .. 12/- 6/9 4/3 2/6 1/6  
**Majestic.**—See previous page .. 12/6 7/- 4/6 2/9 1/9  
**Maori Chief.**—Round main crop, mottled blue and white; keeps well and crops heavily;  
 headed N.Z. Government test for heaviest yielder; blight-resisting. Good quality .. 14/6 8/- 5/- 3/3 2/-  
**Northern Star, Southern.**—Best blight-resisting main crop; heavy cropper .. 13/- 7/3 4/6 2/9 1/9  
**Royal Salute.**—See previous page .. 10/6 6/- 3/6 2/- 1/3  
**Yates' Security.**—The finest quality main crop for heavy and medium soils; heaviest  
 cropper under all conditions. See previous page .. 16/- 8/9 5/6 3/6 2/3  
**Up-to-Date.**—The well-known, white-skinned cropping variety; still maintains its  
 position of one of the best potatoes on the market .. 11/- 6/3 4/- 2/6 1/6

**Yates' Potato Manure is the Best. See Page 64**

**ARTHUR YATES & CO. LTD.**  
 BOX 1109 - - AUCKLAND

# YATES' FERTILISERS An Essential for Successful Gardening

(ALL CARRIAGE EXTRA)

## "PLANTONIC"

**Yates' Concentrated Garden Manure.** Powerful in action. Crops respond quickly to its application, the analysis being extraordinarily high, and therefore must be used sparingly, according to direction on label. Try it on Lettuce, Cabbage, Early Carrots, etc. Price: In tins, 1/6 each, or post paid 2/6; 7lb. parcels 2/6, 14lb. 4/3, 28lb. 6/9, 56lb. 12/-, 1cwt. 22/6, carriage extra.

## YATES' SPECIAL GARDEN MANURE.

Invaluable for Vegetables and Flowers. Yates' Special Garden Manure is a properly balanced mixture, and should be applied after digging and just before raking, at the rate of 10lb. for plot 10 x 20, or 200 square feet. A light topdressing applied at intervals while a crop is growing, will produce magnificent results. Price: 7lb. 1/4, 14lb. 2/5, 28lb. 4/-, 56lb. 7/-, 1cwt. 11/-, sack lots, 1 1/4cwt., 12/8. Carriage extra.



Both under identical conditions, but one manured with "PLANTONIC" and the other without manure.

## YATES' LAWN MANURE

As used by Principal Tennis Clubs in Auckland. One of the principal causes of the failure of so many lawns is the lack of suitable nourishment to sustain the grass, which consequently slowly dies out and allows weeds to take possession. Apply from 2oz. to 4oz. to the square yard, or 56lb. to an ordinary double court tennis lawn. Price: 7lb. 2/-, 14lb. 3/3, 28lb. 5/-, 56lb. 8/3, 1cwt. 14/6, sack lots, 1 1/4 cwt., 16/11. Carriage extra.

## YATES' SPECIAL POTATO MANURE

It is a perfect potato manure, specially compiled for the growing of large, mealy potatoes. It pays to treat a potato crop well, and we recommend using 10cwt. of manure per acre; some growers use more. 7lb. 1/5, 14lb. 2/3, 28lb. 3/9, 56lb. 5/6, 1cwt. 9/-, sack lots, 1 1/4cwt., 10/2. Carriage extra.

The more one learns about Farming or Horticulture the more one learns to put in less and do it better, in other words, plant less area in seeds, plants or trees, but put in **MORE MANURE** and more time cultivating them. You cannot take out what is not first put into the soil.

## A.Y. LAWN CLEANSER (Ferrous Ammonium Sulphate).

Yates' Lawn Cleanser provides a means of eradicating weeds and clover from lawns, with speed and precision, and at a fraction of the cost of hand weeding, besides providing a splendid stimulant for the turf. Dust the grass on a bright, sunny morning, just as the dew is beginning to dry off. Apply at the rate of 2oz. per square yard. Price: 7lb. 2/9, 14lb. 4/9, 28lb. 6/9, 56lb. 10/6. Carriage extra.

**PLANTONIC** (see above)..... —

**YATES' LAWN MANURE** (see above)..... —

**YATES' SPECIAL GARDEN MANURE** (see above)..... —

**YATES' SPECIAL POTATO MANURE** (see above)..... —

**YATES' LAWN CLEANSER** (see above)..... —

**A.Y. ROSE MANURE** (Formula of N.R.S., England)..... 1/-

**A.Y. SPECIAL LUPIN MANURE**—For Russell and other flowering Lupins..... 9d.

**A.Y. SPECIAL ONION MANURE**..... —

**A.Y. SPECIAL ORCHARD MANURE**..... —

**A.Y. CITRUS FRUIT MANURE**..... 9d

**A.Y. STEAMED BONE DUST**..... —

**A.Y. BLOOD AND BONE**..... —

**A.Y. SUPERPHOSPHATE**..... —

**A.Y. BASIC SUPER**..... —

**HESKETT BASIC SLAG**..... Sack lots (126lb.) 7/9

**SOLUBIC BASIC SLAG**—Contains Burnt Lime combined with Phosphate; especially good for heavy clay soils, and those deficient in lime..... —

**NITRATE OF SODA**—The quickest form of Ammoniacal Manures, being readily soluble in water. Valuable for forcing growth of Strawberries and Garden Crops in the spring..... 4d

**SULPHATE OF AMMONIA**—A slower acting Ammoniacal Manure, preferred by some as it is not so exhaustive in its action... 5d

**SULPHATE OF POTASH**—Valuable for increasing the quality of all crops, especially Fruits, Root Crops, Potatoes, etc.... 6d

**MURIATE OF POTASH**..... 6d

**A.Y. SULPHATE OF IRON (Crushed)**—Has a remarkable effect in making the leaves a darker green, and helps to ward off fungoid diseases..... 4d

**A.Y. SULPHATE OF IRON (Calcined)**..... —

**A.Y. DESICCATED BLOOD**—In granular form; a valuable Nitrogenous Manure..... 6d

**A.Y. KAINIT**—Largely used by Asparagus growers; contains a large percentage of salt..... —

**CLAY'S FERTILISER**..... 10d

**FISH MANURE** (local manufacture)..... —

**HUMBER COMPOUND FISH MANURE**..... 9d

**GROUND CARBONATE OF LIME**—Not burnt, and consequently slower in action. The usual lime for agricultural use..... —

**BURNT SHELL LIME**—Largely used for killing slugs. Is most effective if scattered broadly late at night. Is also much quicker in action than Ground Carbonate, only requiring one-third the quantity per acre..... 4lb. 6d


	1lb.	7lb.	14lb.	28lb.	56lb.	1cwt.	1 1/4cwt.	19lb.
PLANTONIC	—	2/6	4/3	6/9	12/-	22/6	27/-	—
YATES' LAWN MANURE	—	2/-	3/3	5/-	8/3	14/6	16/11	—
YATES' SPECIAL GARDEN MANURE	—	1/4	2/5	4/-	7/-	11/-	12/8	—
YATES' SPECIAL POTATO MANURE	—	1/5	2/3	3/9	5/6	9/-	10/2	—
YATES' LAWN CLEANSER	—	2/9	4/9	6/9	10/6	20/-	—	—
A.Y. ROSE MANURE	1/-	4/6	8/-	14/6	—	—	—	—
A.Y. SPECIAL LUPIN MANURE	9d.	2/9	4/9	6/9	10/3	19/6	—	—
A.Y. SPECIAL ONION MANURE	—	1/5	2/3	3/9	5/9	10/-	11/4	—
A.Y. SPECIAL ORCHARD MANURE	—	1/3	2/3	3/3	5/-	8/3	9/2	—
A.Y. CITRUS FRUIT MANURE	9d	2/9	4/3	6/9	12/-	22/6	27/-	—
A.Y. STEAMED BONE DUST	—	1/9	2/9	4/6	7/6	12/-	14/2	—
A.Y. BLOOD AND BONE	—	1/6	2/6	4/-	6/9	10/6	—	—
A.Y. SUPERPHOSPHATE	—	1/-	1/9	2/9	4/-	6/-	—	8/4
A.Y. BASIC SUPER	—	1/-	1/9	3/-	4/3	6/3	—	8/9
HESKETT BASIC SLAG	—	1/3	1/9	2/9	4/3	7/-	—	—
SOLUBIC BASIC SLAG	—	1/6	2/3	3/3	5/3	8/6	10/-	—
NITRATE OF SODA	4d	2/3	3/6	5/6	8/9	15/9	—	—
SULPHATE OF AMMONIA	5d	2/3	3/6	5/3	8/-	14/9	17/3	—
SULPHATE OF POTASH	6d	2/9	4/6	6/6	10/9	17/9	—	28/-
MURIATE OF POTASH	6d	2/3	4/3	6/3	9/9	15/6	—	24/3
A.Y. SULPHATE OF IRON (Crushed)	4d	1/9	2/9	4/-	6/3	9/9	—	—
A.Y. SULPHATE OF IRON (Calcined)	—	2/-	3/-	5/-	8/6	15/-	—	—
A.Y. DESICCATED BLOOD	6d	2/3	3/6	5/9	9/-	15/3	17/10	—
A.Y. KAINIT	—	1/3	2/-	3/-	5/3	8/6	—	12/6
CLAY'S FERTILISER	10d	4/3	8/-	14/-	26/-	50/-	—	—
FISH MANURE	—	1/6	2/6	4/-	7/-	12/6	—	—
HUMBER COMPOUND FISH MANURE	9d	2/9	4/6	7/6	12/6	24/-	—	—
GROUND CARBONATE OF LIME	—	—	—	—	2/6	3/6	—	—
BURNT SHELL LIME	4lb. 6d	8lb. 1/-	14lb. 1/6	28lb. 2/9	56lb. 4/6	1cwt. 7/6	—	—

All Manures are quoted FREE on boat or rail. Carriage Extra.

# Poultry Sundries

## CIRCLE HATCHERS


The all-metal construction and the system of heating and ventilating make a dependable hatching machine. The simplicity of the Circle makes it easy for inexperienced operators to secure successful hatches. 75-Egg. £3/15/-; 50-Egg. £3.



All Metal Circle Hatcher

## BROODERS

Invincible. — 50-chick, 32/6; 80-chick, 42/6; 130-chick, 55/- each.



Invincible Brooder

## FEEDING MATERIALS

Chick Bone—4d. lb., 2/3 7lb., 3/6 14lb.  
Chick Food—In packets, 3½lb., 1/- each; 6½lb. bags, 1/10; 25lb. bags, 5/6.  
Desiccated Blood—4d. lb., 2/3 7lb., 3/6 14lb.

Granulated Charcoal—6d. per 1lb., 2/6 7lb., 4/- 14lb.  
Meat Meal—1/6 7lb., 2/6 14lb., 4/6 28lb.  
Poultry Grit—9lb. bags, 1/3; 28lb., 3/-; 9/3 1cwt.  
Karswood—½lb., 1/-; 1lb., 2/-.

Scratch Food, Meals, and Grains at Current Rates.

Cod Liver Oil—Feed genuine cod liver oil to make up for the scarcity of green feed and sunlight in the early season. It prevents rickets and leg weakness. Pint bottles 1/6, quart bottles 2/3, 7/9 per gallon. Larger quantities, price on application.

## INSECTICIDES FOR POULTRY

Nick-Tina 40 (English Nicotine Sulphate) 1/6 1oz., 5/- 6oz., 10/- 1lb., 14/- 2lb. The above, painted on perches, will kill lice and mites in the crevices and on the birds.

Pulvex Vermin Powder.—For Poultry, Pigeons, Cage Birds. Pulvex destroys all vermin. Easy to apply, odourless and non-poisonous. Does not sting or irritate the skin. Prices: 4oz. sifter-top container, 1/4.


Kilmite.—Disinfectant, deodorant, and insecticide. Paint on perches, also good for scaly leg. Per quart (approx.), 1/-; per gallon, 4/6; 4 gals. 14/-.

## CHICK FOUNTAINS



Glazed Earthenware: For feed or water; hygienic and everlasting. Small, 3/9 each; large, 7/3 each.

Star: Non-rusting metal base, and fits standard mason jar top. Level of water or feed automatically maintained in base. Metal base only, 1/6 each.



## INCUBATOR HYGROMETER

With an A.E.M. Incubator Hygrometer in a machine, the moisture conditions can be accurately determined and regulated accordingly. This hygrometer denotes the humidity of the air in incubator with reference to table at incubator temperature. Price, 12/- each.

## LEG BANDS FOR POULTRY


### CELLULOID LEG BANDS: In five colours

Red, White, Pink, Green and Ruby. Double Spiral

Size 5, for heavy breeds, 7d. doz., 4/- 100; Size 4, for medium heavy breeds, 7d. doz., 3/11 100; Size 3, for Leghorns, 7d. doz., 3/9 100; Size 2, for growing birds, 6d. doz., 3/- 100; Size 1, for chicks, 4d. doz., 2/6 100.

## ALUMINIUM LEG BANDS

Numbered and Adjustable to any size bird. Nos. 1-100, 2/3 per 50, 4/- per 100.





RIBBON BANDS (Flat)—Less easily displaced and have no sharp points to injure the leg. Orpington, 8d. doz., 5/- 100; Leghorn, 7d. doz., 4/6 100; Pullet, 6d. doz., 3/9 100.



TOE PUNCH.—For toe-marking Chicks. 1/1 each.

## NEST EGGS (China)

2d. each. 1/6 doz.



Tycos Hatcher Thermometers, 4/6 each.  
Drawer Thermometers, 6in. stem, 3/9 ea  
Brooder Thermometers — Tycos, all metal. The best obtainable, 3/6 each.

# Bird and Pet Supplies

A FEW EXTRACTS FROM BIRD AND PET PAMPHLET, WHICH GIVE A COMPLETE RANGE OF SUPPLIES

Books	Drinkers	Linings
Baths	Nest Pans	Racks
Punched Bars	Nest Eggs	Rings
Nesting Hair	Nest Boxes	Netting
Husks	Hoppers	Wire Fronts
Scrapers	Sprayers	Etc. Etc.
Feeders	Egg Drawers	

FISH BOWLS—6in., 3/3; 7in., 5/-; 8in., 7/-; 9in., 8/6; 10in., 11/-; 12in., 13/6.

C.L.O. PUPPY BISCUITS—Contain cod liver oil; of exceptional value when weaning puppies. 3½lb. bags, 3/6.

DOG WASH: McDougall's Insecticide—Non-poisonous. most pleasant to use; lathers well; agreeable odour. In tins: Pint, 1/9; quart, 3/6; gallon, 9/6.

"DWEK"—Cure for internal troubles in cage birds—2/6.

WRITE FOR  
FREE COPY  
of BIRD and  
POULTRY  
Supplies  
PAMPHLET

"EXONIA"—The finest bird tonic and conditioner. 480-drop bottle—2/-.

Yates' Reliable Bird Seed—Sealed calico bags. 6d. and 11d. each.

"Budgie" (Love Bird) Mixture—Obtainable all stores in cartons (about 1½lb.), 8d. each; 4lb., 1/8 each.

Canary Grit—Cartons. All stores. 6d. each.

Silver Sand—All stores; cartons. 6d. each.

Yates' Parrot Food—8d. and 1/4.

Nightingale Mixture—1/6 lb.

Finch Mixture—5½d. lb., 7lb. 3/2.

Millet Sprays—3d. each, 1/9 per doz.

Tonic Seed Mixture—2d. pkt., 2/- lb.

"Eganbisk" Condition Food—½lb. tins, 1/6; 1lb. tins, 2/3.

Individual Seeds, Food and Feeding Grains at lowest rates. Send for Special List.

# PEST CONTROL MATERIALS

**AGRAL**—A wetter and spreader for sprays applied to plants which improves penetration and deposition.

**AGRAL 2** — Powder for fruit sprays. 3/10 per lb.; 6lb., 21/6.

**AGRAL 3** — A liquid form for lawn spraying. 2lb., 6/8; 5lb., 15/-; 10lb., 27/6.

**ARSENATE OF LEAD.**—Destroys Codlin Moth and other leaf-eating caterpillars, and may be mixed with Lime and Sulphur to make an all-purpose spray.

**"Swift's" (Paste):** 1lb. makes 32gal. of solution. 1/6 1/2 lb., 2/6 1lb., 4/6 2lb., 9/9 5lb., 17/6 10lb.

**Powder:** 98-99 per cent. pure, and extremely finely ground. Of exceptional purity and suspension. Does not scorch or blister. More economical than paste. 1/2 lb. tins 1/-, 1/2 lb. tins 1/6, 2/6 lb., 19/6 14lb., 32/6 28lb., 57/- 56lb.

**ARSENIC PENTOXIDE.**—Used to kill weeds in lawns, golf greens, etc. Very effective. Use 1lb. with 10 to 12 gallons of water, which is sufficient for one to two hundred square yards. Put on lawn with fine water can or spray pump. In tins, 2/3 1 1/2 lb., 7/- 7lb., 10/- 10lb., 25/- 28lb., 45/- 56lb., 85/- cwt.

**ATLACIDE (Standard)** — 1lb. tins 2/3, 3 1/2 lb. tins 6/9, 28lb. 10/9, 56lb. 19/-, 100lb. drums 31/-.

**AUTO SHREDS FUMIGANT.**—A convenient method of nicotine fumigating; no lamp needed; "just light and walk away." For fumigating glasshouses. No. 1, 10/- for 15,000 feet; No. 2, 7/3 for 10,000 feet; No. 3, 2/4 for 1,000 feet; No. 4, 3/8 for 2,500 feet.

**BLUESTONE (Sulphate of Copper).**—Largely used for making Bordeaux Mixture, but as this requires considerable care and experience we recommend the use of the ready-mixed "Bordeaux powder" for the private gardener.

**Crystals**—8d. 1lb., 4/- 7lb., 5/6 10lb., 7/- 14lb., 11/3 28lb., 21/- 56lb., 38/- 1cwt.

**Crushed (in powder form)**—8d. 1lb., 4/3 7lb., 5/9 10lb., 7/3 14lb., 11/9 28lb., 21/6 56lb., 39/- 1cwt.

**BORDEAUX POWDER (English)** — Widely used preventive spray for fungous diseases. 1/6 1lb., 7/6 7lb., 12/6 14lb., 20/- 28lb.

**BORDINETTE (Improved Bordeaux Powder).**—For all fungoid diseases, and is especially useful in the control of potato and tomato blight. Use 1lb. to 15gal. to 25gal. water. (See directions on label.) 2/- 1lb. tin, 9/- 7lb., 14/- 14lb., 24/- 28lb., 44/- 56lb.

**CALOGREEN.**—For control of Gladioli Neck Rot and Scab. 2oz. to 1gal. of water. Soak in solution for 5 minutes. 2oz. 3/-, 4oz. 5/3, 8oz. 8/6, 1lb. 15/-.

**CAUSTIC SODA.**—For winter spraying solutions. To remove lichen and moss on fruit trees. Use during dormant winter months only. 1/3 1lb. tin.



**CHESHUNT COMPOUND.**—For preventing seedlings "damping off." Spray seedlings with 1oz. in 2gal. water. 2/- 1lb., 3/6 3lb., 10/- 7lb., 31/- 28lb.

**CHLORIDE OF LIME**—See under Lime.

**COLLOIDAL COPPER.**—Supersedes Bordeaux Powder and Bluestone for controlling fungoid diseases. Is immediate in its action without fear of scalding foliage. 1/9 1/2 lb., 2/6 1 1/2 lb., 6/- 1 1/2 lb., 19/- 5lb., 114/- 56lb.

**DERRIDUST** — The most effective and suitable control of Cabbage Moth, White Butterfly grub, Caterpillars, also other insect pests. Is non-poisonous. Apply 20lb. to 25lb. per acre. 1/2 lb. 1/6, 1lb. 2/6, 2lb. 3/9, 7lb. 9/6, 28lb. 20/-, 56lb. 36/-, 1cwt. 66/-.

**FORMALIN.** — Used for disinfecting bulbs, etc. Proportion, 1lb. makes 40 gallons. 1/- per 4oz., 2/- per 8oz., 3/- per 1lb. bottle.

**FUMIGATORS.** — Cakes, 1/- each, 10/- dozen.

**FUMERS.** — A nicotine compound with wick; all ready to use. To do 2,000 cubic feet, 2/9; for 1,000ft., 1/9 ea. Kills white fly in glasshouse.

**X-L-ALL VAPOURISING FUMIGATORS,** — A complete outfit for fumigating glasshouses. With lamp complete, 8/6 ea.

**X-L-ALL VAPOURISING COMPOUND.** — In solid, dry cakes. For 1,000 feet, 1/- each; 10/6 per dozen.

**AUTO SHREDS.**—See Alphabetical.

**FORMALDEHYDE**—See Formalin.

**HELLEBORE POWDER.** — Destroys bronze beetle, leech, etc. 2/6 per 1lb.

**HORTOMONE "A"**—A preparation for the stimulation and acceleration of roots when taking cuttings. Use one teaspoonful per quart. Hortomone "A" treated cuttings root more quickly and surely. 2oz., 6/6; 4oz., 12/6.



**KATAKILLA.**—A non-poisonous spray for Aphis. To make 50 gallons, 7/-; 10 gallons, 2/3.

**LIME AND SULPHUR.** — For fungus diseases. Used in conjunction with Colloidal Sulphur to combat fungoid diseases on tender foliage plants in summer. 1/- pt., 1/6 qt., 2/6 1/2 gal., 4/- 1gal., 6/- 2gal., 8/3 4gal., 1/2 per gal. 42gal. cask.

**LIME, Spraying.**—Used for making Bordeaux Mixture and also for whitewashing. Heats when moistened.

**Unslaked Roche Lime, Uncrushed.**— 2/6 6lb. tin, 3/3 12lb. tin, 5/- 40lb. tin.

**Unslaked Roche Lime, Powdered.**— 6/- tin (about 45lb.).

**Hydrated Lime—Pure, ready slaked.** 7lb. 1/6, 14lb. 2/3, 28lb. 4/-, 50lb. 6/6.

**Chloride of Lime.**—A general disinfectant for drains, sinks, closets, etc., and discourages rats, mice, flies, etc. 1lb. tins 1/3 each.

**MOWRAH MEAL**—For killing worms in lawns. Apply 4oz. per square yard, and sweep up the worms. 7lb. 3/-, 14lb. 4/6, 28lb. 7/-, 56lb. 12/-, 1cwt. 22/-.

**NAPHTHALENE.**—A recommended soil steriliser, an effective remedy for caterpillars and insects that live in the ground. 4d. lb., 2/3 7lb., 3/9 14lb., 6/6 28lb., 11/6 56lb.

**McDOUGALL'S INSECTICIDE and TREE WASH.**—A non-poisonous insecticide and on this account is invaluable for washing domestic animals. Pleasant odour, and works into a soap lather. 1/9 1pt., 3/6 1qt., 9/6 1gal.

**NICOTINE SULPHATE, 40%.**—The most effective spray for aphids, cabbage fly, etc., and is non-injurious to tender foliage. Kills by contact and by fumes.

**Black Leaf, 40.**—American produced. 1oz. 1/8, 5oz. 5/-, 1lb. 12/6, 2lb. 18/-, 5lb. 36/-, 10lb. 52/6.

**Nick-Tina 40**—English product, highly recommended. 1/6 1oz., 5/- 6oz., 10/- 1lb., 14/- 2lb., 30/- 5lb., 47/- 10lb.

**PARIS GREEN.**—For making poison baits for destruction of slugs, snails, slaters, wood lice. 1oz. to 2lb. bran. 3/6 1lb., 19/6 7lb.

**PEARL ASH (Caustic Potash)**—A winter cleansing spray. 3/- per lb.

**POMONA.**—Prepared Casein Spreader. For use with all Orchard and Garden Sprays. 5/- 5lb. bag, 1/3 per lb.

**PYSECT.**—A non-poisonous spray for aphids, caterpillars, etc., 2/3 1oz., 3/6 2oz., 10/6 1/2 pt., 17/6 1pt., 67/6 1/2 gal.

**QUASSIA CHIPS.**—A non-poisonous insecticide useful for aphids and the delousing of birds. Also to keep birds and rabbits off seedlings. Boil 1/2 lb. in 1gal. of water for 15 minutes. 1/6 per lb.

**RED OIL SCALEX.**—The best form of emulsified Red Oil for controlling Scale, Red Spider, American or Woolly Blight. Holding well in solution, it is easily mixed for use. 1/6 1pt., 2/6 1qt., 4/- 1/2 gal., 6/- 1gal., 11/6 2gal., 21/- 4gal., 4/6 per gal. 42gal. cask.

**RED OIL (Gargoyle).**—5/- 1gal., 16/6 4gal.

Why let Insects gather your crops?



# Pest Control Materials — contd.

**SHIRLAN, A. G.**—Recommended for mildew of tomatoes, cucumbers, lettuce, roses, chrysanthemums, delphiniums, etc. 6oz. 1/-; 2lb. 9/6; 5lb. 22/6.

**SLUGENE.**—A certain slug exterminator, harmless to plants. 1/6 pkt., 5/9 7lb., 9/9 14lb.

**SODIUM CHLORATE.**—Largely used in recent years in combating ragwort and similar soft weeds. A tiny pinch on each weed kills. 5d. per lb., 28lb. 11/-, 56lb. 19/6.

**SOFT SOAP.**—1/3 per 1lb. tin.

**SULPHUR, COLLOIDAL.**—Usually used in conjunction with Lime and Sulphur Solution for the control of leaf curl and ripe rot in stone fruits; also black

spot on apples. 1/6 5oz., 4/6 1lb., 16/9 5lb., 84/6 56lb.

**SULPHUR DUSTING (SUBLIMED FLOWERS)**—100 per cent. pure. For dusting and burning. 6d. per 1lb., 3/- 7lb., 5/3 14lb., 8/6 28lb., 27/- 1cwt.

**SULPHUR, WETABLE.**—A summer spray for leaf curl. Unlike ordinary sulphur, this readily mixes and dissolves in water. 8d. lb., 15/6 25lb., 27/- 50lb.

**TOBACCO DUST.**—Used to exterminate slugs and snails. Will last effective even after heavy rain showers. 6d. per pkt., 2/3 7lb., 3/9 14lb., 5/9 28lb.

**VERMORITE.**—A well-known powder form of Bordeaux Mixture, especially

suitable for Potato Blight and Winter Spraying of Fruit Trees. Original packets, about 4lb. weight, 6/6 each.


**VOLCK.**—White Oil Emulsion, Summer Spray. The new quick-breaking Oil Spray for Citrus and other fruit trees. 2/3 1pt., 3/3 1qt., 5/- 1gal., 9/- 1gal., 32/- 4gal., 57/6 10gal.

**WASHING SODA.**—Sometimes used in place of Lime for making Bordeaux Mixture. Price on application.


**WEED KILLER (ACME).**—Small tin, to make 12 1/2 gal., 2/6; to make 25 gal., 4/-; to make 50 gal., 7/6; to make 100 gal., 14/-; to make 150 gal., 19/6; to make 250 gal., 30/-.

**WORM KILLER.**—Apply to lawns at rate of 4oz. per square yard in wet weather. 7lb. 3/3, 14lb. 5/6, 28lb. 9/-, 56lb. 16/6, 30/- per cwt.

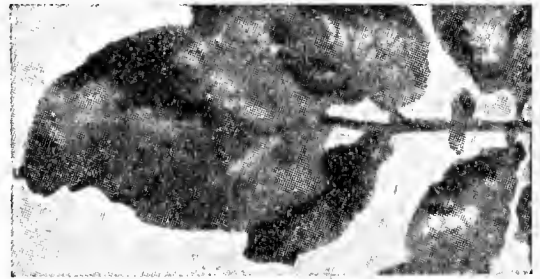
## PESTS AND



*Caterpillar in Tomato. A chewing pest. Spray fruit with poison to prevent it entering.*



*Bronze Beetle. A chewing insect that should be combated with Arsenate of Lead.*



*Blight on Potatoes: A fungous disease that should be sprayed for prevention, not to cure.*

## THEIR CONTROL

### INSECT PESTS and FUNGOUS DISEASES

#### HOW TO KNOW WHICH SPRAY TO USE

##### (1) CHEWING INSECTS NEED A POISON SPRAY

These include caterpillars, grubs, codlin moth, pumpkin beetles, other beetles, grasshoppers, crickets, slugs, snails, slaters, etc. They live by devouring some portion of the plant, flowers or fruit. Therefore by spreading a light coating of poison over the plants, repeating it occasionally as new growth develops, the attacking insects are easily destroyed.

**Arsenate of Lead** is the outstanding remedy for this purpose. It may be dusted on the plants or sprayed in liquid form. One pound will make 50 gallons of spray. It can, if necessary, be mixed with contact sprays and fungicides to form an all-purpose spray. When cabbages and cauliflower are affected a non-poisonous spray, "Derridust," should be used instead. It is equally effective, and is easily applied. Dust at rate of 20lb. to 25lb. per acre.

"**Slugene**" is another excellent remedy (dusted around the plants) for snails and slugs. Chewing insects which hide in the soil are best attacked with **Apterite**, a poisonous fumigant which kills all soil pests. Use 2oz. per square yard.

##### (2) SAP-SUCKING INSECTS NEED A CONTACT SPRAY

These include aphids, woolly aphids, mite, thrips, mealy-bug, red spider, vegetable bug, scale, etc. They do not eat the plant, but insert their beaks through into the sap and drain it away. They generally swarm upon the young shoots and upon the lower sides of the leaves, which grow yellow, wilt and lose vitality.

The insects cannot be poisoned; but contact sprays, by closing their breathing organs, and by irritation, smother and kill all with which they come in contact.

The following are best remedies, with strength to use: **Yates' Nick-tina 40** (1oz to 6gal); **Lime Sulphur** (1gal. to 80 to 100 gal.). This is effective against fungous diseases as well.



*Aphids on leaf need a contact spray. "Nick-tina 40."*

Scale pests are sap-sucking insects, which protect themselves with a covering of wax; they are easily destroyed by these remedies. The stronger scale insects on citrus trees, however, and mealy bug, are best sprayed with **Scalax** (use 1gal. in 20-60 gallon water, as required). Remember, contact sprays must always be repeated as live insects appear.

##### (3) FUNGOUS DISEASES NEED A PREVENTIVE SPRAY

These are diseases affecting the tissues and constitution of the plants. All are more easily prevented than cured. They include Mildew, Black Spot, Rust, Irish Blight, Scab, Leaf Curl, etc.

The surest preventive is to commence spraying just before the flowers and foliage appear in early spring, when full strength solutions can be applied. After foliage is well developed weaker solutions can be used every two or three weeks, which is the average period taken by the spores of mildew and black spot, for instance, to develop. The two most used Fungous sprays at present are **Bordeaux Powder** (1lb. makes up to 15gal. full strength), and **Lime and Sulphur**, but in our opinion the two wonderful new inexpensive Sprays, **Colloidal Copper** (two dessertspoonfuls make three to four gallons), mostly for winter use, and **Colloidal Sulphur** (1oz. makes up to six gallons), for summer use, will supersede them when they become known.

**NOTE.**—With the exception of Potatoes, Tomatoes, and other plants that have leaves of a low acid content—in which case it is advisable to use both **Colloidal Copper** and **Colloidal Sulphur** as a combined spray—**Colloidal Copper** should be used only before the foliage appears in the spring, and from bud-burst to leaf-fall **Colloidal Sulphur**, 1oz., plus **Lime and Sulphur**, 1/2-pint. to six gallons, may be used.

As many of these preparations are of a poisonous nature, keep them away from children and domestic animals. Further, carefully wash all mixing utensils and pumps after use, and all fruit, vegetables, etc., before use. For further useful information on Insect Pests and Fungous diseases, see **YATES' GARDEN GUIDE** (One Shilling, Postage Free).

**You do the work! You are entitled to the harvest!**

**ARTHUR YATES & CO. LTD.**  
BOX 1109 - - AUCKLAND

# HORTICULTURAL and FLORAL SUNDRIES

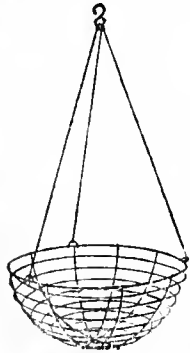
ALL GOODS ON THESE PAGES ARE QUOTED CARRIAGE EXTRA

**ADCO, Accelerator**—Lawn mowings and soft green refuse treated with this are turned into a valuable manure. 25lb. make 10cwt. manure. 3/6 7lb., 5/6 14lb., 9/6 28lb., 17/6 56lb., 30/- per cwt.

**ADCO, Standard**—For all other garden rubbish and straw. 1cwt. makes two to three tons. 3/9 7lb., 6/3 14lb., 11/- 28lb., 20/- 56lb., 37/6 per cwt.

**ADCO, "M"**—In packets, 5/9 each. One packet treats 28lb. straw for mushroom culture.

**ADZE**—See under Hoes. Next page.



## BASKETS

**Wire, Fern**—8in., 1/6;  
10in., 1/9; 12in.,  
2/3; 14in., 2/6.

**Laced**—8in. 1/-, 10in.  
1/4, 12in. 1/9.

## CUPRINOL

Wood and canvas preservative. More lasting than Creosote and cheaper than Red Lead priming, and will take paint afterwards. In brown, green or colourless. For timber—1 gal. 15/-, 1/2 gal. 8/-, 1/4 gal. 4/3, pint 2/6. For canvas—1 gal. 16/6, 1/2 gal. 8/9, 1/4 gal. 4/9, pint 2/9.

**BOOKS** on Gardening, Farming and many allied subjects. See Page 72.

## BUTTONHOLE TUBES

For gent.'s bouquets.  
1/3 each



## CULTIVATOR: Garden, "Norcross"

A valuable tool for surface working. The centre tooth can be removed to straddle a row

3-prong, 4/9; 5-prong, 6/3.




## DAISY GRUBBERS

Splendid for Removing Weeds from Lawns

3-prong, short handle .. 2/6  
2-prong, long handle .. 3/3

## DIBBLE

Transplanting, iron shod. Length, nine inches. 3/- each.



## GRASS THAT OVERGROWS CONCRETE PATHS

CAN BE CUT WITH A

## "DISCUT"

quickly and with little effort. Push disc down and along between grass and concrete. It is a sharpened steel disc, free to revolve, mounted on a suitable handle.

**12/6**

Post Free

## FLORISTS' WIRE

In 7-inch and 14-inch lengths.

## FOR BOUQUET MAKING

No. 18 Thick .. 1/- per lb.  
No. 20 .. 1/2 per lb.  
No. 22 .. 1/3 per lb.  
No. 24 Medium .. 1/6 per lb.  
No. 28 Thin .. 2/6 per lb.

## FLOWER GATHERERS

See under Scissors (Page 70).

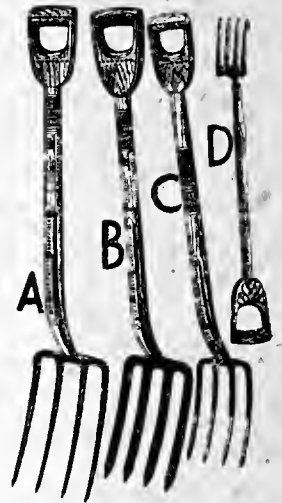
## FORKS (Digging)

Best quality square tine.

4-tine:  
7in. x 12 1/2in.,  
8/6

5-tine:  
9in. x 13in.,  
9/9

4-tine, youths':  
8/3



4-tine, ladies' or Border, 5 1/2in. x 9in., Skelton, 11/9.

Essanco, 10/3.

4-tine, light, twisted-prong, 6/6.

## FORKS: Potato, Flat

5-tine, Parkes, Melbourne pattern, 12/9.

5-tine, Skelton, 10/-.

## FORKS: Weeding

Twisted prongs, Skelton, solid steel.


Short-handed, 1/3

Socketed, 2/3

Long-handed, 2/3

## STAINLESS STEEL,

everlasting, 7/6



## FLOWER POTS

Waxed Paper Board

For raising Sweet Peas, etc. Made of tough water-proof paper. Priced per doz. and per 100.  
2 1/2in., 1/-, 6/-;  
3in., 1/6, 8/6;  
3 1/2in., 1/9,  
10/-; 4in., 2/-,  
11/6; 5in., 2/6,  
17/6; 6in., 3/-,  
22/6.

## FLOWER POTS: Earthenware

Priced each, and per dozen:

2 1/2in., 3d., 2/-; 3in., 3d., 2/3; 4in., 4d., 3/3; 5in., 6d., 4/6; 6in., 9d., 6/6; 7in., 1/1, 10/6; 8in., 1/5, 14/6; 9in., 1/9, 18/-; 10in., 2/6, 27/6; 12in., 4/4, 48/-.

## FLOWER POT SAUCERS: Unglazed

Price each and per dozen: 4in., 3d., 2/9; 5in., 4d., 3/3; 6in., 7d., 5/6; 7in., 8d., 6/9; 8in., 10d., 8/9; 9in., 1/3, 12/6; 10in., 1/6, 15/-; 12in., 2/-, 22/-.

## FLOWER SEED PANS

Each: 6in., 1/4; 8in., 1/10; 10in., 2/3; 12in., 2/9.

The Best Tools from the World's Best Makers

# HOES

(As Illustrated)

From Top to Bottom

**Adze No. 1**—Very useful for grubbing roots and heavy growth, 6/9 head. Handles for above, 2/9 each.

**Market Garden**, without handles, 1½lb., 4in., 2/9 each. Handles 2/9 extra.

**Planter**, size 000, 3/6; sizes 00 and 0, 3/9; size 2, 4/3 each. Planter Handles, 3/- each.

**Solid Draw**, swan-necked. Best quality, 6in. blade and neck in one piece. The usual type of draw hoe. With handles. 4/- each.

**Triangular**, without handles. Useful for opening drills or cleaning perches of fowlhouses, bird cages, etc. 4in. 3/3; 6in., 3/6 each.

**Torpedo, Weed Eradicator**. Cuts on both the forward and backward movement. 5in., 5/-; 7in., 5/3; 8in., 5/6; 10in., 6/-; 12in., 7/- each. Handles, 1/3 extra.

**Dutch**, without handles, solid. 4in., 4/3; 5in., 4/6; 6in., 4/9 each. Handles, 1/3 each.

**Onion**, short-handled, 2in., 3/2. Used for thinning onions, carrots, etc., or working round small plants.

**Potato**, without handles. The bayonet point is very useful for opening drills, 4/3 each.

**Paxton pattern**, similar to the Dutch, but sharp on both edges. 5in., 4/6; 6in., 4/9; 7in., 5/-; 8in., 5/6.

**Spuds**, Skelton, 2in. Very useful for working round plants in confined spaces. Without handle, 1/6.

**Turnip**. 5in., 2/6; 6in., 2/9 each. A solid steel blade with small eye for handle (not illustrated). Handles for above, 1/3 each.

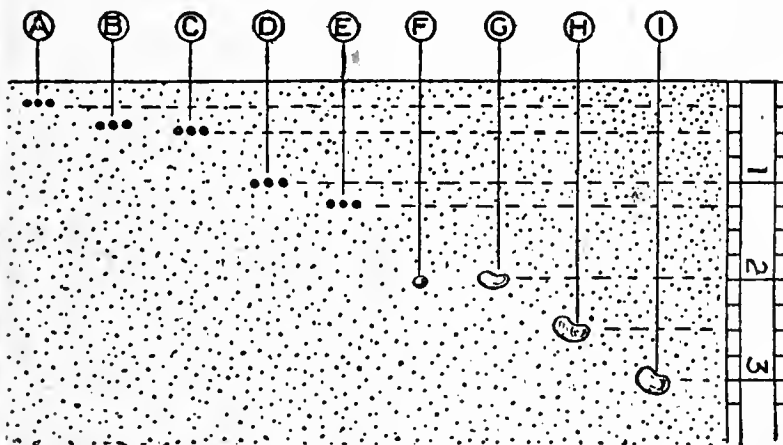
**GRAFTING WAX**—2/- per tin; 3/3 per lb.

**GRAFTING TAPE ("Greflex")**—See next page.

**GREENHOUSE SHADING (Summer Cloud)**—3/- per tin.

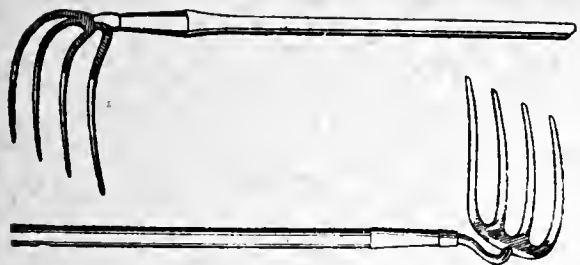
## INDELIBLE INK

For Marking Zinc Labels. 1/- per bottle.



**SHOWING THE DEPTH (IN INCHES) AT WHICH VEGETABLE SEEDS SHOULD BE SOWN**


(A) Lettuce and Onion; (B) Carrot; (C) Cabbage, Cauliflower, Brussels Sprouts, Broccoli, Radish, Turnip, Parsley, Parsnip; (D) Spinach, Beet; (E) Asparagus; (F) Peas; (G) French Beans; (H) Runner Beans; (I) Broad Beans.



### DRAG FORKS

Skelton's Swan-necked

4-tine, oval	8/3
5-tine, oval	9/-
4-tine, flat	9/-
5-tine, flat	9/6



### FOOT IRONS

To attach to boot when digging. No strap. 1/11 each.




### GARDEN LINES

Best Quality. Sixty yards, 4/-; 30 yards, 2/6 each.

### GARDEN IRON REELS

For above. 5/6 each.

**GLOVES**.—Ladies' and gent.'s Drab Gauntlets, Hedges, etc. Leather, from 4/- to 9/6 per pair. Cotton, leather palms, 3/6 per pair.

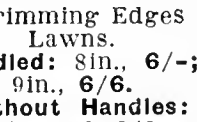


"Greflex" tape.

### "GREFTEX"

**BUDDING AND GRAFTING ADHESIVE TAPE**

No knots to tie.  
No strands to carry in your mouth.  
No wasted ends to cut off.  
No strands slipping and breaking afterwards.  
And an easy job all through.  
It rots in time and does not hurt the tree.  
40yd. rolls, ½in. wide, 2/9. Postage extra.

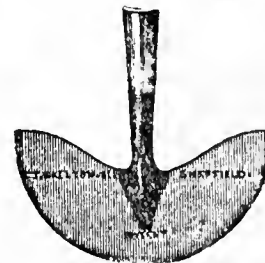


### GRASS PLOT KNIVES

For Trimming Edges of Lawns.

Handled: 8in., 6/-; 9in., 6/6.

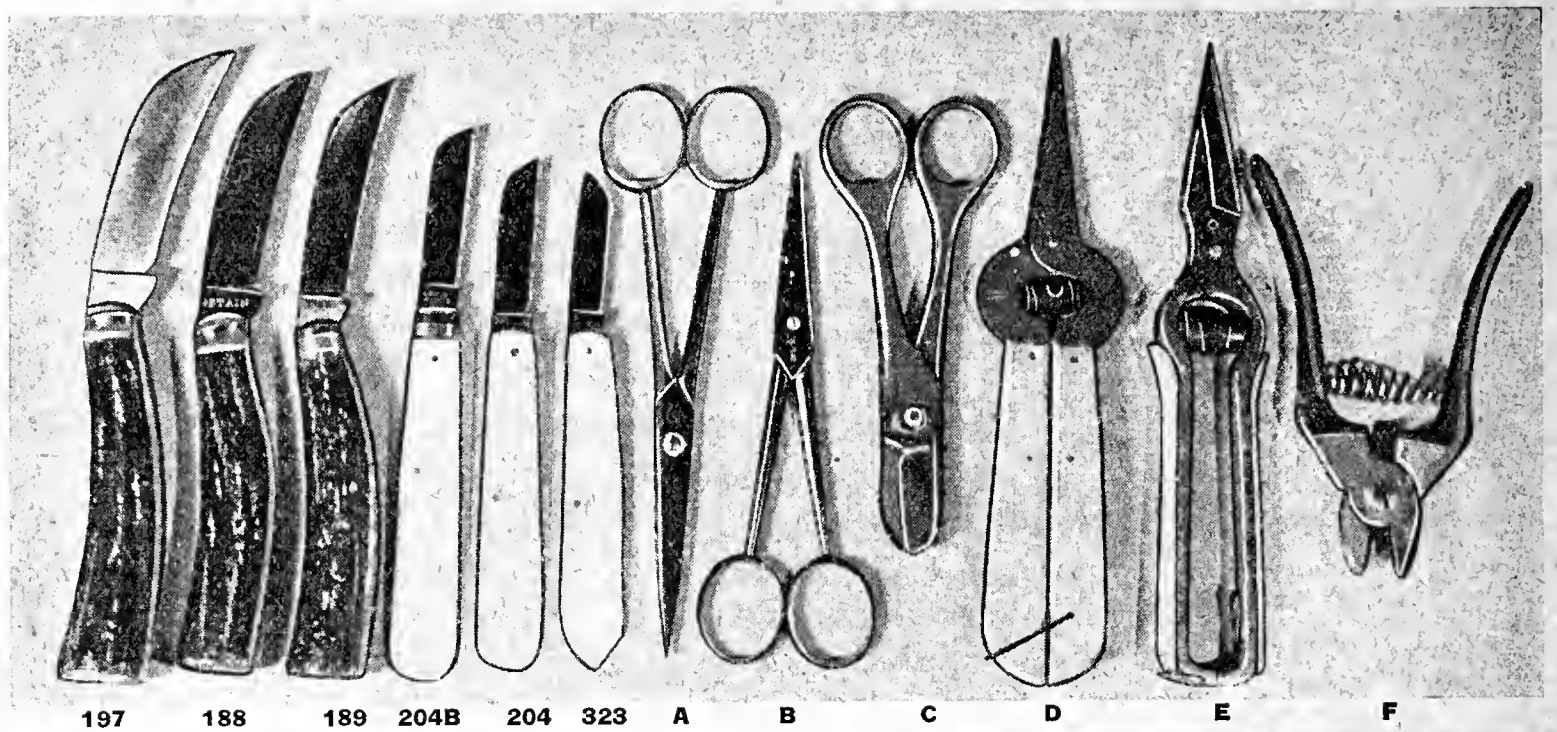
Without Handles: 3/9 and 4/3



Grass Plot Knife.

**A Good Tool saves many times its cost in time and temper!**


**ARTHUR YATES & CO. LTD.**  
BOX 1109 - - AUCKLAND



**SAYNOR KNIVES**

197—Pruning .. ..	12/3	204B—Budding .. ..	15/6
188—Pruning .. ..	12/3	204—Budding .. ..	10/6
189—Pruning .. ..	12/3	323—Budding .. ..	11/6

- A-B—Saynor's **VINE Scissors**—For thinning grapes, etc. 6in., 5/-; 7in., 6/6.
- C—**Florists' Wire-cutting Scissors**—Length 5½in. Very useful for florists and milliners. 5/6
- D—**Grape Pickers**—Also suitable for thinning apples, etc. Wooden handles. 1/9.
- E—**Grape Pickers**—All steel. Wood grip. 3/6.
- F—**Harvey Orange Picker**—Rounded blade will not injure fruits. 8/6.




**SECATEURS AND PRUNING SHEARS:**

- Pexto R 125**—9in. (as illustrated). With double flat spring. Extra strong. 11/6.
- Duret's French**—7in. drop forged. French made. Best quality. 5/-.
- Duret's No. 1 Rose**—Polished blades. 3/6.
- ROL CUT**—English pattern. 8/9.
- ROL CUT SNAP CUT**—Largely used by citrus growers. Cuts on soft metal anvil and does not bruise. 6/6.
- SKELTON'S Aerial Tree Pruners**—Long reach, with guide pulley. Cuts branches up to 1½in. diameter. 20/6 each.

**LABELS FOR MARKING PLANTS**



- Wood.**—Dressed and shaped, but not painted. Price per 100: 3in., 1/5; 4in., 1/7; 5in., 1/9; 6in., 2/-; 7in., 2/5; 8in., 3/-; 9in., 3/5; 10in., 3/11; 12in., 4/9.
- Wood.**—Dressed and painted white. In boxes. Price per 100: 3in., 1/8; 4in., 2/-; 5in., 2/8; 6in., 2/11.
- Wood.**—Totara, dressed and shaped. Priced per dozen and per 100: 9in. x 1½in., 1/- doz., 7/6 100; 12in. x 1½in., 1/6 doz., 10/- 100; 15in. x 1½in., 1/9 doz., 12/6 100.
- Zinc.**—Indestructible and written on with indelible ink (see above). 5in. x 1in., pointed, 1/- doz., 7/3 100; 4½in. x ½in., pointed, 9d. doz., 5/6 100; 4in. x 1½in., for hanging, 1/4 doz., 9/6 100.
- Zinco.**—With prepared surface that is written on with pencil; no ink required. With wire hangers: 3in. x 11-16in., 1/4 doz., 9/6 100.
- White Ivoryne (Indestructible)**—Pointed. 3in., 8/6 per 100; 4in., 9/6 per 100; 5in., 11/- per 100; 6in., 16/3 per 100.
- Waterproof Manilla.**—Will last a whole season. Strung, ready to attach to plants. 1/9 per 100; 16/- per 1000.
- MOSS: SPHAGNUM.**—For lining fern baskets, etc. 12/6 per 5-bushel sack, 4/6 per bushel, 1/9 per ¼-bushel (which is sufficient to line four or five baskets).



- NETTING.**—Old Herring Netting for covering seed beds, etc. Supplied up to fifty yards in length. The measurement contracts about one-third each way when stretched. For example, netting four yards long and four yards wide will cover a bed 8ft. x 8ft. Price per yard, 1yd. wide, 3d.; 2yd. wide, 5½d.; 3yd. wide, 8d.; 4yd. wide, 10½d.; 8yd. wide, 1/8½.
- NETTING WIRE.**—3ft., for climbing plants, peas and beans. 25ft., 5/3; 50ft., 9/-; 150ft., 19/6.
- PENCILS.**—Wolf's Garden, 8d. each; B. & M. Garden, 9d. each.
- POISONED WHEAT.**—Small tin, 6d; large tin, 1/3. Special quotation for quantity.



**RAFFIA**

- For tying plants.
- 2/3 per lb.,
- 1/3 per ½lb.,
- 9d. per ¼lb.,
- Hank Lots, about 3lb., to 7lb., 2/- lb.

Silked-Glycerine, Dyed. Twenty good colours. 1½oz. bundles, 6d; 1/9 ½lb., 3/- ¼lb., 5/- per lb.

Why on "Earth" don't you use Skelton's Tools?

## RAKES

Steel, Level Headed; handled. Each, 12-tooth, 6/-; 14-tooth, 6/6; 16-tooth, 7/-.

### RAKE HANDLES

1/9 each.

### BAMBOO


### LAWN RAKES

For raking up leaves, etc., 1/- each.

### RAT POISON

### "RAXON"

Liquid, non-poisonous to humans; 1 bottle sufficient for 100 rats. 3/- per bottle.



## STAKES

Ti-tree. Priced per 100: Pea, 6ft., 7/6; Bean, 7ft., 10/-; Tomato, 8ft., heavy, 12/6.

### 1 in. Square.

Sawn Dahlia, 6ft., 2/- per doz.; 4 1/2 ft., 1/6 per doz.

Sawn, 3/4 in. square 3/4 in. x 3/4 in., priced per 100: 1ft., 4/-; 1 1/2 ft., 4/9; 2ft., 5/9; 2 1/2 ft., 6/6; 3ft., 7/-; 3 1/2 ft., 8/-; 4ft., 8/6.


Split Wood, suitable for light plants.— 1 1/2 ft., 3/3 per 100; 2ft., 4/9 per 100; 2 1/2 ft., 6/6 per 100; 3ft., 8/6 per 100.

Summer Cloud.—See Greenhouse Shading. 3/- per tin.

Syringes.—See Page 76.

Toothpicks (Wooden).—For florists' use, etc. 1/3 per box.

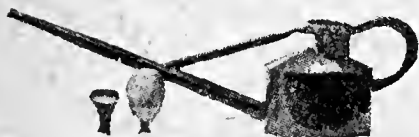
Tree Pruners.—For attaching to pole for pruning high trees. See Secateurs next page.



## TWINE: Binder

1/- per small ball.

4/6 per large ball.



## WATERING CANS

"Hawe's Patent," for glasshouse and seedling work. 2qt., 21/-; 4qt., 29/6; 6qt., 38/-; 8qt., 45/-.

Roses, for Hawe's Cans. — All sizes stocked.

Galvanised Water Cans, with heavy long-lasting rim bottoms. 6qt., 12/-; 8qt., 13/6.

Galvanised Water Cans—Cheaper quality, flat bottoms. 6qt., 8/-; 8qt., 9/6.


## SLASHERS

Half-moon (B).—For fern and light scrub. 14/-.

New Zealand Pattern (A).—For cutting tea-tree, gorse, etc. 10/6.

Hedge Knife (C).—Straight blade, with hooked end. Very useful for trimming sides of hedges. 9/6.

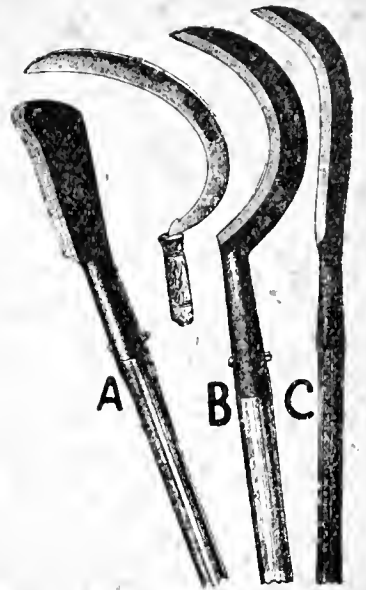
Reap Hook, as illustrated. 3/3 each.



## SAWS

Pruning—Crescent shaped, 14in., 6/6; 16in., 7/-.

Pruning—Straight, double-sided. 18in., 6/6.



## Shears

Hedge, Skelton's, notched, illustrated, 8in., 10/3; 9in., 11/3; 10in., 12/6.

Hedge, light pattern, not notched, 5/6.

Hedge, Grip Blade—Makes hedge and edge cutting more easy. No slip; self sharpening. 8in., 12/3; 9in., 13/6; 10in., 15/-.

Border, for cutting the edges of lawns; used from a standing position, does away with backaching work, illustrated. Long handled, with wheel, 18/6; without wheel, 16/9.

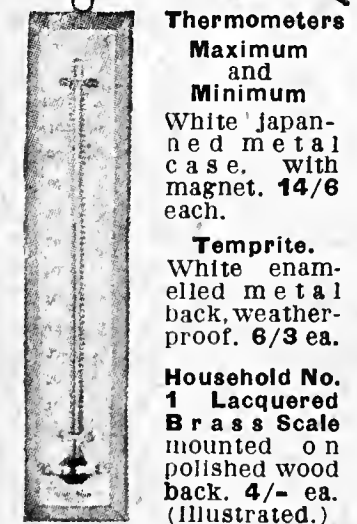
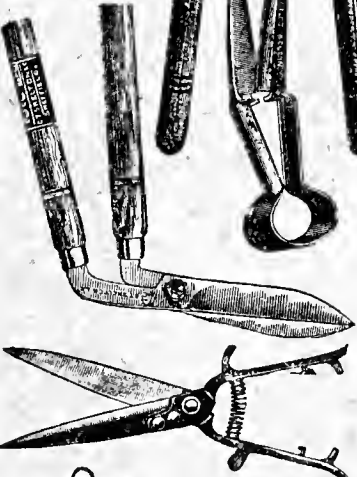
Grass, "Goodwin," illustrated below, 7/6 pair. Grass, "Reliable," plain. A well finished article fitted with spring to facilitate rapid work. (See bottom of shears in illustration.) 5/- per pair.

Grass, ordinary sheep-shear pattern, illustrated, 7in., 4/3 per pair.

Lopping, Skelton's, illustrated. Length of handle. 21in., 18/3.



"Goodwin" Grass Shears



## Thermometers Maximum and Minimum

White japanned metal case, with magnet. 14/6 each.

### Temprite.

White enamelled metal back, weather-proof. 6/3 ea.

### Household No. 1

Lacquered Brass Scale mounted on polished wood back. 4/- ea. (Illustrated.)

## Spades

Skelton's Garden, all-steel, bright. No. 1, 10/-; No. 0, 9/6.

Skelton's Dominion, Bright and Red (A in illustration). No. 0, 12/6; No. 1, 13/-.

Skelton's Gum (C in illustration), No. 0, 12/-; No. 1, 12/6

Ladies', or Border, best quality (B in illustration), 10/-.

Cheaper quality, 8/3.

## Trowels


Skelton's, 6in., 1/6; 7in., 1/9.

Socketed, 6in., 2/-.

Transplanting, flat, 3/3.

Brades.—Solid steel, highly polished. 6in., 3/-; 7in., 3/3.

Stainless Steel, everlasting, 6/9.




If you can't find it, see Index inside Back Cover

ARTHUR YATES & CO. LTD. BOX 1109 - - AUCKLAND

# Hose Fittings, Sprinklers etc.

LETTERS REFER  
TO ILLUSTRATIONS



**B—EVERON TAP FITTING**

Makes a good connection that does not leak.  $\frac{1}{2}$  in. tap and hose, 3/-,  $\frac{3}{4}$  in. tap and hose, 3/6.

**C—RAIN KING**

Is an adjustable and variable lawn sprinkler of the revolving type, which is ideal for the home lawn. 19/-.

**RAIN KING GIANT**

A well known sprinkler. Standing on a stand 24 in. high. An excellent machine for sprinkling golf greens, large gardens, public parks, etc., 90/-.

**D—CANBERRA SPRINKLER**

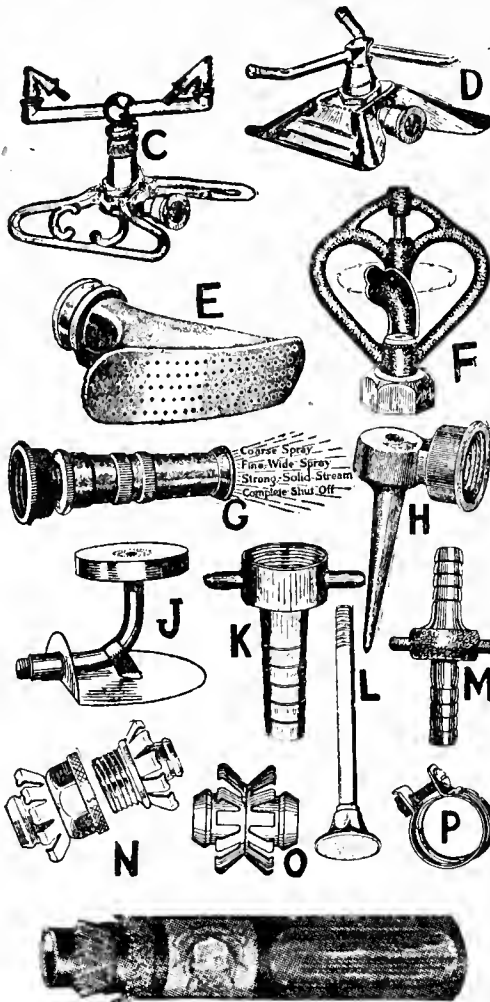
A cheap but very efficient sprinkler of new design, exceptionally neat and serviceable. Supplied with pressed steel stand. Fitted with special long-life bearing. Heavy construction, 11/3.

**E—OBLONG ROSE SPRAY**

Undoubtedly the most efficient and serviceable hand nozzle yet devised. This Hand Spray emits a gentle sheet of rain-like spray that will not damage the most delicate seedlings or foliage. It can be turned in either direction to give a wide or narrow spray as desired. 5/9.

**G—PEERLESS HOSE NOZZLE**

Adjustable to give a fine, medium or coarse spray, and when not in use can be completely shut off. When the straight stream is turned on, a full volume of water is obtained. 4/6 each.



**H—LITTLE WONDER**

Very effective for lawn or garden. Spray 20ft. to 25ft. in diameter. Complete with hose attachment. 2/9.

**J—DAISY LAWN SPRAYER**

A stationary sprayer that can be used either on a hose or screwed on to a standard. 3 in.,  $\frac{1}{2}$  in. fittings, 15/-; 4  $\frac{1}{2}$  in.,  $\frac{3}{4}$  in. fittings, 22/3; 6 in.,  $\frac{1}{2}$  in. fittings, 25/3.

Standards for Daisy, 11/-.

**K—TAP FITTING**

For screw taps.  $\frac{1}{2}$  in. hose,  $\frac{1}{2}$  in. tap, 2/-,  $\frac{3}{4}$  in. hose,  $\frac{3}{4}$  in. tap, 2/-,  $\frac{1}{2}$  in. hose,  $\frac{1}{2}$  in. tap, 2/-.

**ROYLE'S UNION**

For plain end taps;  $\frac{1}{2}$  in. only, 2/- each. Rubbers for same, 3d. each.

**L—DIRECTOR AND ROSE**

Half-inch, 2/3.

**M—DOUBLE UNION**

For joining two lengths of hose; standard threads. Saves trouble and allows long or short hoses to be used as required.  $\frac{1}{2}$  in. hose,  $\frac{1}{2}$  in. thread, 2/9;  $\frac{3}{4}$  in. hose,  $\frac{3}{4}$  in. thread, 2/9;  $\frac{1}{2}$  in. hose, 1 in. thread, 2/9;  $\frac{3}{4}$  in. hose, 1 in. thread, 3/4.

**N—DOUBLE CLINCHERS**

For joining hoses;  $\frac{1}{2}$  in. or  $\frac{3}{4}$  in. Each 2/6

**O—HOSE MENDER: "Clincher"**

$\frac{1}{2}$  in., 6d. each, 5/6 doz.;  $\frac{3}{4}$  in., 7d. each, 6/9 doz.;  $\frac{1}{2}$  in. and  $\frac{3}{4}$  in. combined, 9d. each, 8/- doz.

**P—HOSE CLIPS**

$\frac{1}{2}$  in., 4d. each, 3/9 doz.;  $\frac{3}{4}$  in., 4d. each, 3/10 doz.

**HOSE:** Garden, Spray and Suction. Best quality. Price on application.

SIZE OF HOSE SHOULD BE STATED WHEN ORDERING ANY SPRINKLER OR FITTINGS



## Agricultural and Farming Books

(Postage Threepence per Book)

- Farmcraft.**—Selected reprints from the "Weekly News" popular page on "Handy Hints." A useful book for the practical man. 2/6.
- Farming: Facts, Faults & Fancy.**—By Macfarlane. Useful and interesting reading. 1/-.
- Farmers' Foes in New Zealand.**—By F. W. Hilgendorf. Deals with insect and parasitic pest on crops and animals and their control and extermination. 3/6.
- Commercial Fertilisers and their Basis of Sale.**—By J. A. Bruce, A.N.Z.I.C. Mr. Bruce's wide experience as inspector of fertilisers for New Zealand fully qualifies his ability to discuss the subject. 3/6.
- Pasture Plants and Pastures of New Zealand.**—By F. W. Hilgendorf, Professor of Agricultural Botany, C.A.C., Lincoln, N.Z. The description, identification and management is expertly handled in a simple manner. 2/6.
- Weeds of New Zealand.**—By Hilgendorf. First learn to know your plant foes, and then open war upon them. This book will help you. Two hundred and fifty pages. Profusely illustrated. 7/6.

## Gardening Books

(Add Threepence per Book for Postage)

- Practical Gardening in New Zealand.**—By D. Tannock, A.H.R.H.S., and assisted by experts throughout New Zealand. Third edition, and thoroughly up-to-date in every branch of horticulture. Over 300 pages; illustrated throughout. 7/6.
- Rock Gardening in New Zealand (Tannock).**—A practical book for New Zealand conditions, and simply written. 3/6.

**Potato Growing in New Zealand (Tannock).**—Suitable to the kitchen gardener or large-scale grower. 2/6.

**Vegetable Growing in New Zealand (J. T. Sinclair).**—Suitable for all parts of New Zealand. 2/6.

**Fruit Growing in New Zealand (Sinclair).**—With a chapter on orchard pests and their control. 2/-.

**Plant Protection.**—By G. H. Cunningham, the authority on Spraying. A very full and descriptive treatise. 15/-.

**Rose Growing in New Zealand (Jas. Young).**—"Eminently practical" well describes this handbook. 2/6.

**Plants of New Zealand.**—By Laing and Blackwell. An extensive treatise on the native plants of New Zealand. Published in 16 parts at 1/3 each.

**Pruning.**—By W. J. Allan. Detailed descriptions and illustrations authentically given. 5/6.

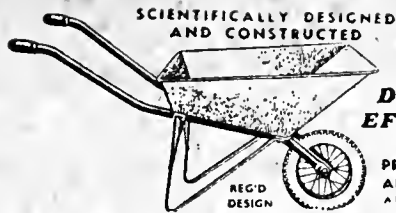
**Pruning**—By G. Quinn. Deals with evergreens and deciduous trees. 5/6.

**Fifty-two Week-end Jobs in My Garden (Hellyer).**—An English publication, but most applicable to our conditions. 2/6.

**The Botany of Auckland (Prof. A. Wall and Lucy M. Cranwell, M.A., botanists to Auckland War Memorial Museum).** Deals with native plants in the environs of Auckland. 2/6.

**Brett's Gardening Guide.**—A thoroughly practical and understandable volume. Two hundred illustrations. 6/-.

**Vates' Garden Guide.**—Twentieth revised edition. One hundred and thirty pages. Written to be understood. 1/- (post free).



**STEEL GARDEN BARROWS**


Fitted with steel wheel  
Solid rubber B.B. wheel  
Cushion Rub. B.B. wheel

Size of Top	
24 x 20	29 x 26
x 12	x 14
<b>33/6</b>	<b>41/6</b>
<b>42/6</b>	<b>49/6</b>
<b>46/6</b>	<b>53/6</b>



**"OXFORD" CANVAS GRASS CATCHERS**

To fit any make and size of side-wheel lawn mower.  
6/3 each



**"DISCUT"**—For speedy trimming of grass along concrete edges and drives. 12/6. See on Page 68.

**PNEUMATIC WHEEL EQUIPMENT**

**FOR WHEELBARROWS AND TRUCKS**

Convert your present wheelbarrow. Larger loads can be carried with less effort, smoothly, and quietly, and will run over rough ground, kerbs, stones, etc., and will not damage edges of lawns or make ruts. An ordinary wooden barrow can be converted in about fifteen minutes.

**DUNLOP, 16 x 4, Ribbed**—Complete with Tyre, Tube, Wheel Axle and Bearing Castings. Ready to bolt on to barrow.

With Ball-bearing hub, £3/2/6. With Plain-bearing hub, £2/5/6


**DUNLOP, 14 x 3**—And all fittings. From £1/19/6.

**DUNLOP CUSHION TYRE** (non-pneumatic) and all fittings, for light barrows only. From 24/6.

When ordering any of above state width between barrow bearers (for axle length). Carriage extra on above equipment.

**THE "KANTSKID" LAWN MOWER RE-TREAD**


A spring steel ring of metal which slips over the driving ring of your mower and is clamped in place with a single bolt. Cuts your grass easier at all times. When it is **Wet, Long or Rank**. Price per pair, carriage extra.



For 8in. dia. wheels 6/-  
For 9in. dia. wheels 6/6  
For 10in. dia. wheels 7/-

**LAWN MOWERS**


**Masport**



Every **MASPORT** carries a Twelve months' guarantee.

**The 'QUALCAST' Model "H"**

An extra good Mower, manufactured in England. The Best for its price in the world. It is guaranteed against imperfections and warranted to give entire satisfaction.



**SPECIFICATIONS.**—Driving wheels, 9in. diameter by 1½in. tread. Tread made with extra coarse serrations, to get a good grip of round ground. Width of cut, 12in., 14in., 16in. Cutting cylinder, 5½in. diameter, fitted with five blades of best Sheffield steel, riveted on to malleable iron spiders. Bottom blade also best Sheffield steel, ½in. thick.


	12in.	16in.
Bronze Bearing ..	£3/5/-	£3/10/-
Ball Bearing ..	£3/7/6	—

**ROYAL ENFIELD MOTOR MOWER**

Royal Enfield Motor Lawn Mowers are British made throughout of the finest materials, machined and assembled with the utmost care. They are easy to handle, very reliable, and cost only pennies to run.

A Model for every size of lawn. Available in 12in., 14in., 16in., and 20in. cuts. "After Purchase Service" available. Further particulars on application.

Priced from £25



**"MASPORT"**  
These machines are manufactured in New Zealand, with the exception of the British ball-bearings and Sheffield steel blades. Spare parts are thus readily obtainable. Special care has been taken in the design to prevent the ingress of grass into the bearings, which are adequately lubricated from the "flip-flap" lubricators. Fitted with five blades.

**ALL MODELS HAVE BALL-BEARINGS**

**"Clipper"**—9½-inch diameter wheels.  
12-inch cut .. .. . 62/6  
14-inch cut .. .. . 65/-  
16-inch cut .. .. . 69/-

**"Cleveland"**—Optional rubber-tyred wheels extra.  
14-inch cut. Iron wheel .. .. . 77/6  
16-inch cut. Iron wheel .. .. . 82/6  
14-inch cut. Rubber tyred .. .. . 87/6  
16-inch cut. Rubber tyred .. .. . 92/6


**"Rapid"**—Self aligning. Bearings require no attention.  
14-inch cut .. .. . 84/-  
16-inch cut .. .. . 87/6

**"Heavy Duty"**—Flexible roller bearings on side wheels.  
16-inch cut .. .. . 130/-  
18-inch cut .. .. . 150/-

With Tools, as in Seeds, Yates aim to Sell the Best.

# WHEELED GARDEN IMPLEMENTS

The most Popular Models only. For full range of Hand and Horse Tools please Write for Leaflet.



**Fire Fly Garden Plow**  
Packed weight, 14 lbs.

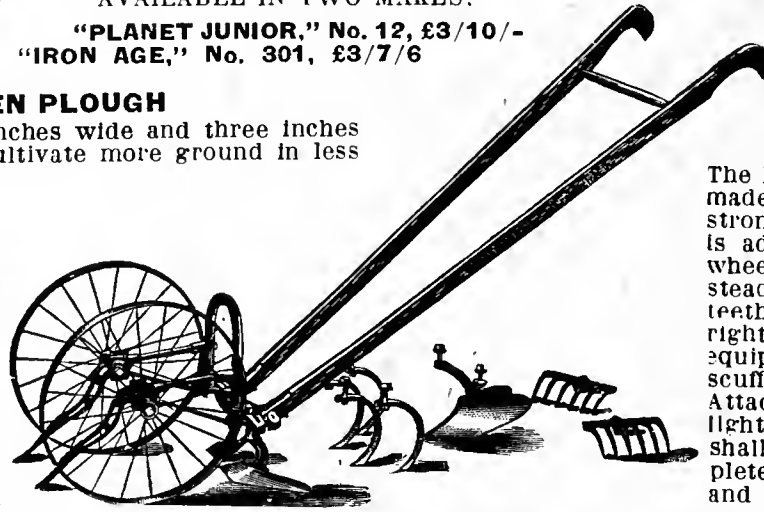
## "FIRE FLY" GARDEN PLOUGH

Will turn furrow four inches to six inches wide and three inches deep, and will allow a busy man to cultivate more ground in less time.

Price 28/-

No. 4 "PLANET JUNIOR," Combined Hill and Drill Seeder, Single Wheel Hoe, Cultivator and Plough. Steel Driving Wheel. Equipment: One pair of 6in. hoes, three cultivator teeth, one garden plough, one leaf guard, one marker.


Price Complete: As a Seeder Only:  
£5/15/-                      £4/16/6



"Planet Junior" No. 12, Double Wheel Hoe.

## SINGLE WHEEL HOE

While a Single Wheel Hoe will not accomplish as wide a range of work as a Double Wheel Hoe, it will do all the between-the-row cultivating, furrowing, ridging, weeding, levelling, etc. The tools consist of a pair of side hoes, a landslide plough, and three cultivator teeth. Available in two makes—"IRON AGE" (320), £2/7/6 and "PLANET JUNIOR," £2/10/-.



"IRON AGE" HILL AND DRILL SEEDER, AND DOUBLE AND SINGLE WHEEL HOE

## COMBINED HILL AND DRILL SEEDER, DOUBLE AND SINGLE WHEEL HOE

These are unquestionably the most useful tools invented for the Garden grower. They multiply the worker's time tenfold, and for efficiency and the amount of work done for the effort expended, there are probably no other tools to equal them. They can be used either as a seeder or as a double or single wheel hoe, with very little lost time in making the necessary adjustments. The Drill can be operated so that seed can be sown either in hills or drills. As a hiller, it can be adjusted so as to sow in hills at 4, 6, 8, 12 or 24 inches apart. The amount of seed to be sown is regulated by a seed slide and adjustable index, with the names of the various seeds printed on it. We offer two makes, both very similar.

"PLANET JUNIOR" No. 25    £6 15 0  
"IRON AGE" No. 306    £6 5 0

## ATTACHMENTS FOR WHEEL HOES




Narrow Cultivator Teeth  
2/9 each



Cultivator Teeth  
2/9 each



Plow for Single Wheel Hoes  
11/- each



S100 & S101 Hoes



Rakes



Double Moldboard Plow  
13/- each



Plows for Double Wheel Hoes  
12/- pair



Disc Hoes




Onion Harvester

RAKES—5/- each  
SIDE HOES—4½in., 8/6 pair; 6in., 9/6 pair.  
ONION HARVESTER—10/-  
DISC HOES—21/- pair



# PONY AND ONE-HORSE PLOUGHS



"Karakas" Plough.

## "KARAKAS" LIGHT STEEL BEAM PLOUGHS

These Ploughs are made of the very best material, yet are light, so as to allow of their being easily worked. The steel beam is connected with the steel handles by solid steel saddles, thus ensuring a rigid frame. The steel share is well hardened, tipped with a layer of special steel. Each Plough is furnished with one extra steel share and gauge wheel. We offer the three following sizes:—

Pony size, with 7-inch cut (pony):  
Price **£3/17/6**

A.O. size, with 8-inch cut (one light horse):  
Price **£4**

C.O. size, with 10-inch cut (one horse):  
Price **£5/5/-**

## HORSE MACHINES

These Hoes and Cultivators are strong, simple in design, and very popular where durable low-priced tools are demanded.

### No. 8: COMBINED HORSE HOE AND CULTIVATOR

The No. 8 is the most complete of the "Planet Junior" Cultivators, and therefore adapted to a wide variety of work. The frame, of stiff steel, is extra long, and higher than most; it closes to ten inches, and opens to twenty-five.

The lever expander combines strength and stiffness with simplicity. The change in width is easy and almost instantaneous.

The standards are made of U-shaped steel, the upper portion enclosing the frame, mutually stiffening it and being strengthened by it. They are high carbon steel, and polish beautifully in use. They are high and round in the throat, so they will not easily clog. The rear tooth has extra clearance behind the side teeth, preventing clogging and doing excellent work.

The two side standards are the "swivel type," which makes it possible to turn hillers, hoe steels, etc., to any angle desired.

The hillers or ploughs are reversible, and can be used either pointed or rounded edge foremost. They work well as ploughs, and throw to and from the row. Turned end for end, they are invaluable for hoeing. The slanted, rounded edge may then be run close to the plants without danger to the roots. When thus reversed, they cut away from the row, just like a disc.

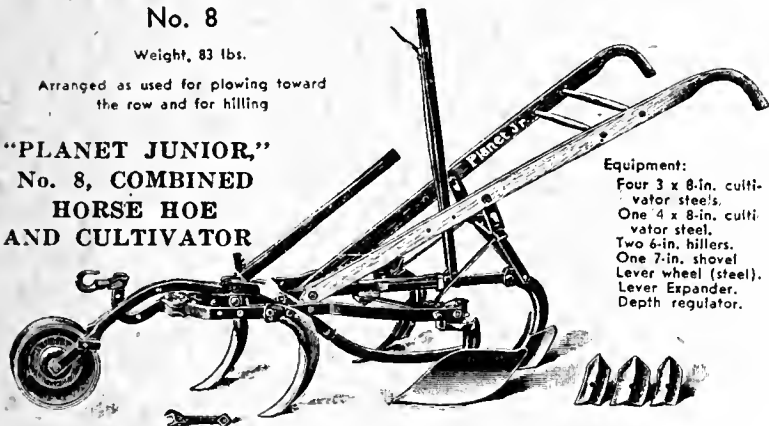
Price **£6/10/6**

No. 8

Weight, 83 lbs.

Arranged as used for plowing toward the row and for hilling

"PLANET JUNIOR,"  
No. 8, COMBINED  
HORSE HOE  
AND CULTIVATOR



Equipment:  
Four 3 x 8-in. cultivator steels,  
One 4 x 8-in. cultivator steel,  
Two 6-in. hillers,  
One 7-in. shovel  
Lever wheel (steel),  
Lever Expander,  
Depth regulator.

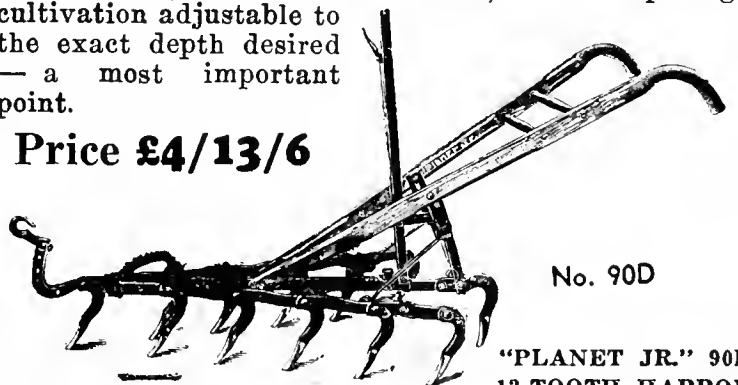
### FURROWERS.

The 10-inch, 12-inch and 15-inch are one piece, and designed on correct lines. The 20-inch are made in two styles—with regular body, adjustable wings and renewable point; and with sharp body, adjustable wings and renewable point. The first style is sent unless otherwise ordered. The wings can be set to make narrow or wide furrows, and do grand work in hilling. They can be removed if desired, and the body then makes a neat double plough for opening sharp-bottomed furrows. The renewable point makes them very economical.

### "PLANET JUNIOR," 90D, 12-TOOTH HARROW AND CULTIVATOR.

If you are a commercial grower of strawberries or vegetables, a market gardener or nurseryman, you need one of these valuable tools in addition to your other cultivators. The chisel-shaped teeth do the finest work you ever saw, and leaves the soil with as fine a surface mulch as if it had been raked by hand. It does not throw dirt over small plants. It expands to 32in., and contracts to 12in., and works rows from 15in. to 3ft., "clean as a whistle," at one passage; cultivation adjustable to the exact depth desired — a most important point.

Price **£4/13/6**




No. 90D

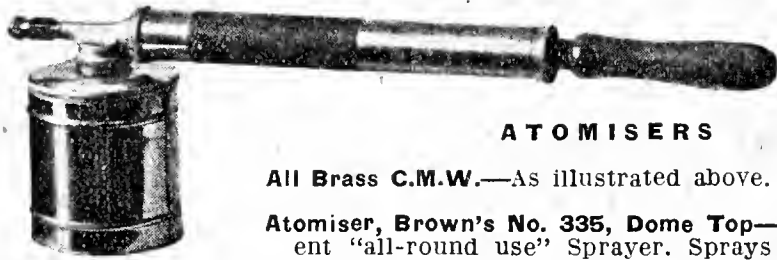
"PLANET JR." 90D,  
12-TOOTH HARROW

### Prices of Furrowers.

20in. . .	32/6	each
15in. . .	15/6	each
12in. . .	12/6	each
10in. . .	10/6	each
Points for No. 20—	2/6	each
Wings—	9/-	pair
CS Irons—	3/-	each




# SPRAY PUMPS AND PARTS



## ATOMISERS

All Brass C.M.W.—As illustrated above. 13/6 each.

**Atomiser, Brown's No. 335, Dome Top**—Highly efficient "all-round use" Sprayer. Sprays continuously on both plunger strokes. TANK: Solid copper. PUMP: Seamless brass, brass valve. Oil-resisting rubber gasket. 18/6.



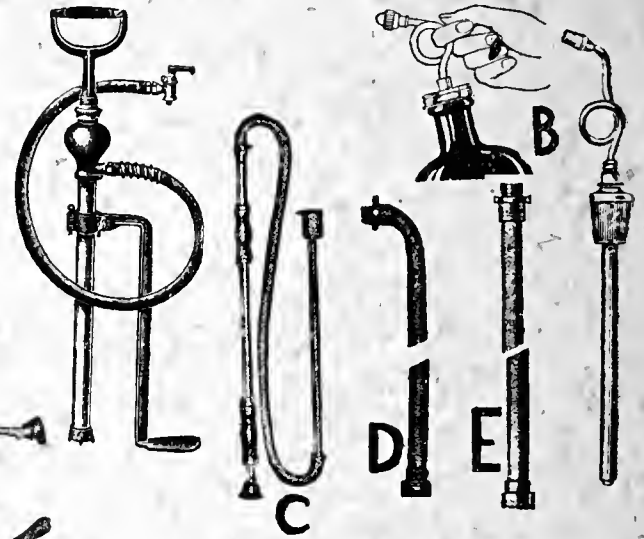
**Knapsack Pump, Eclair Vermorel**—Copper; suitable for most spraying purposes, except where Lime Sulphur Sprays are used. Each £5/15/-. (Illustrated left.)

**Brass Knapsack Pump, Eclair Vermorel.** More suitable for spraying Lime Sulphur and other corrosive spray. Each £6/5/-. Fitted with Trigger Release, 6/6 extra. This is the most suitable pump for spraying Ragwort, etc. (Illustrated on left.)

**C.M.W. Knapsack**—Vermorel type, but New Zealand manufacture. Copper. £4/12/6 each.

**C.M.W. Knapsack Ragwort Sprayer**—Fitted with Trigger Release. £4/17/6 each.

**Knapsack, C.M.W.**—Holland's High Pressure type, with external pump assembly on side of tank. (Illustrated above.) £5/17/6.



**Knapsack, No. 4, Open-head**—Compressed air type, similar to illustration on left. Cylinder electrically welded, heavily galvanised. The open head makes the Pump easy to fill and clean; fitted with a safety lock and Patent non-clog nozzle and automatic trigger control. £3/10/-.

**Bucket Pump, "Mysto" Junior**—Suitable for spraying small trees, flower and vegetable gardens. For applying White-wash and disinfectants, cattle fly oil, stock dip, etc. Each 31/6. (Illustrated above.)

**Bucket Pump, Auto Spray, No. 5**—This double acting pump is the ideal all-purpose hand sprayer. For spraying trees, vines, garden crops. Out of stock. (Illustration C.)

**Bucket Pump, "Success"**—American made. Similar to "Mysto." 45/-.

**Bottle Sprays**—Used in conjunction with a bottle, suitable for spraying Flytox or Cut Flowers, etc. Price 5/-; with extension (illustration B), 5/9.

**Extension Rods**—Spray attachments, 2ft., 6/-; 2ft. 6in., 6/6; 3ft., 7/6; 3ft. 6in., 8/9; 4ft., 9/3; 4ft. 6in., 10/-; 5ft., 11/9. (Illustrations D and E.)

**Auto Pop Trigger Release**—Without nozzle. 9/- each (Illustration on left B)

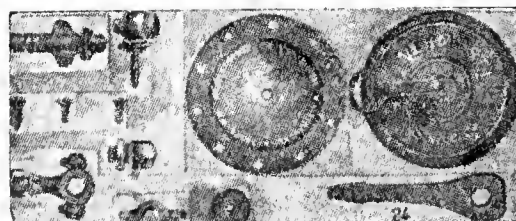

## NOZZLES

**Original Bordeaux**—9/- each.  
**English Pattern**—6/- each.  
(Illustration D)

**Non-Clog**, combined angle and straight. 7/- each.  
(Illustration C)

**Vermorel**—Double. 11/6; Single, 10/- each.  
(Illustration A)

**SPARE PARTS for Vermorel Knapsack Pumps.**—We stock a full range of these. Prices on application.



## SYRINGES

Very useful for small work and invaluable in the glasshouse.

**"Florists' Friend,"** 16in. x 3/4in.; fitted with rapid filler, straight and angle nozzle. To arrive. (Illustrated above.)

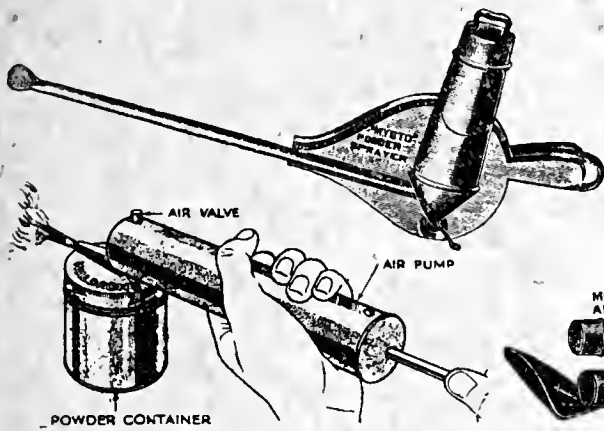
**Mysto Midget**—5/6 each. (As illustrated above.)



Full range of Spares for Pumps Available

ARTHUR YATES & CO. LTD.  
BOX 1109 - - AUCKLAND

# Powder Distributors & Dusters




"Ideal" Bellows, with container to hold two pounds of powder. 25/-.

"Waldron" All-metal Distributor.—Very effective, made in small size; holds only ½ lb. powder. 3/6 each. This duster is ideal for the private gardener. Illustrated left.


"WALDRON"—Large size. 16/-.

"MIDGET" Bellows—Suitable for the small garden, 2/- (Not illustrated.)

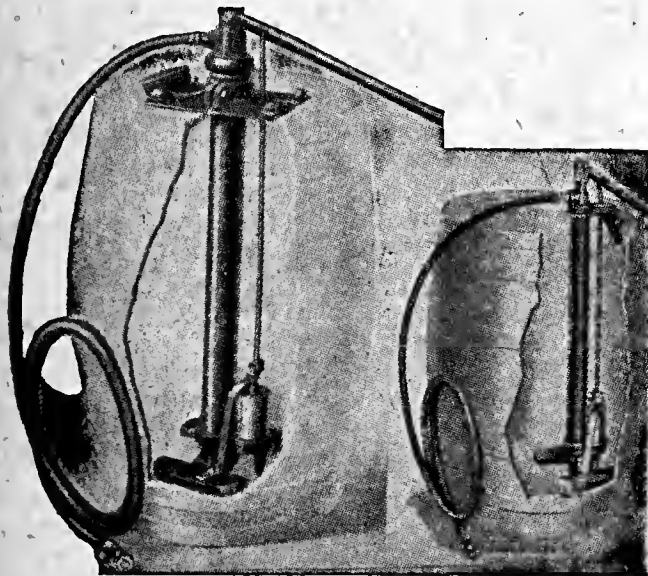
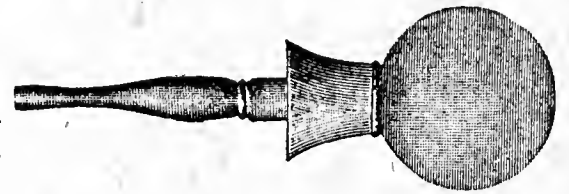


"Mysto" Rotary Blower, No. 11.—Large capacity, with no rubber parts to perish. For dusting garden vegetables, vines, etc. Easier to carry and operate than any hand duster made. Perfect balance. Out of stock.

Insect Powder Sprayers: Highest quality rubber blowers, long spout. Illustrated on right. 1/11 each.



"TORPILLE," Vermorel.—Holds sufficient for 1½ hours' work. £4/15/-. (Illustrated on extreme right, above.)



## BARREL ORCHARD SPRAYERS

Illustrated on Left.

**THE "CENTURY"**—The Premier of all Barrel Sprayers. Leading growers and horticultural experts pronounce it the best all-round sprayer on the market. Price, fitted with one 12½ ft. lead of ½ in. hose and nozzle, £7/12/6. Price, fitted with two 12½ ft. leads of ½ in. hose and nozzle, £9.

**THE "MAJOR"**—This is a smaller capacity pump than the "Century," and for this reason is adapted for use with one lead of hose and nozzle only. An excellent pump for small orchards. Price, complete with hose and nozzle, £6/17/6.



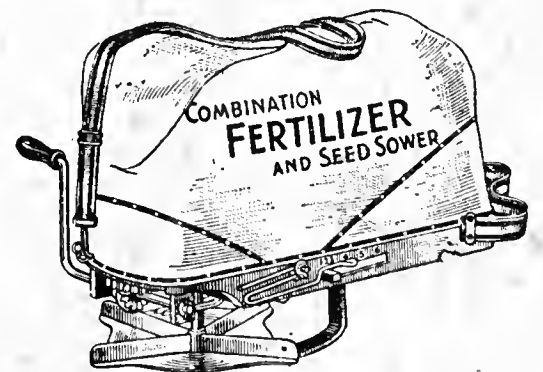
### WEED ERADICATOR: "MYSTO"

14/6 each—An instrument for applying Weed Killer to Lawns, Flower Beds, etc., for destroying weeds without injury to the surrounding grass or flowers. It is so arranged that by simply stabbing the point into the plant enough liquid is introduced into the sap to destroy it.



### "CYCLONE" SEED SOWER

This well-known Broadcast Seed Sower is a splendid machine for broadcast sowing of Clover, Sudan Grass, Millet, Lucerne, Pasture Grass and small grain. 22/6 each.



### COMBINATION FERTILISER AND SEED SOWER

Of special value to farmers wishing to apply Fertiliser or Seed. Can be used anywhere that a man can walk, since it is carried by means of a strap over the shoulder of the operator. Is especially useful on steep, rough, irregular grass lands. Machine will sow Fertilisers up to 100lb., 200lb., or 300lb. per acre, in a strip 16ft. wide as fast as a man can walk. (Weight 5lb.). 30/- each.

Sprayed Gardens Pay Dividends up to 50 per cent. in Better Crops

ARTHUR YATES & CO. LTD.  
BOX 1109 - - AUCKLAND

# 7 MILLION COPIES! HAVE YOU READ ONE?

This page has appeared in at least three hundred editions (seven million copies) of YATES' CATALOGUE!

## Please Read It This Time!

**AGENTS IN EVERY TOWNSHIP.**—Yates' Vegetable and Flower Seeds in Packets are obtainable from the Stores in your town especially appointed for the sale of same. Names of those in your centre are given on application. These stores will also be pleased to obtain for you any varieties not in stock, including bulk garden and farm seeds, plants, bulbs, manures and sundries. Any Store, Merchant, Stock and Station Agent or trading Co-operative Company with whom you are accustomed to deal, may obtain for you supplies of anything, with the exception of our Packet Seeds. Ask your store for a quotation when you are on the market.

**SEALED CONTAINERS.**—For the protection alike of the users of our seeds, dealers in our seeds and of ourselves, we seal every container before despatch. Customers cannot be sure that the seeds they buy are Yates' Reliable Seeds unless the sack, bag or package received is sealed and intact.

**MAIL ORDERS.**—For the benefit of those who prefer to deal direct with us we have established a special Retail Mail Order Department to deal carefully and expeditiously with direct orders. Each order must be accompanied by a remittance for full value of goods and for any carriage where chargeable or where it has to be prepaid.

**CONDITIONS OF SALE.**—The description under which our seeds, plants, bulbs and tubers are sold signifies no more than that we believe they have been taken from reliable stocks, and in no case does the description signify that the resultant crop will grow true to our description. Owing to the many difficulties beyond human control and other causes, we give no warranty, expressed or implied, as to the description, growth, quality, purity or productiveness of, and will not be responsible for, the resultant crop. Moreover, the liability (if any) in respect of the goods actually delivered is limited to the price paid to us for the specific seed or other goods, in respect of which any claim may be made, or £2, whichever is the greater. If these conditions of sale are not acceptable, the buyer must immediately return the goods.

**FREE PUBLICATIONS.**—Yates' Autumn Farm Catalogue (published in February), Yates' Autumn Reminder (published in February), Yates' Nursery Catalogue (published in May), Yates' Garden Annual (published in July), Yates' Garden Calendar (published end December), Yates' Spring Farm Catalogue (published in August). Numerous special offers to farmers and others and regular revised price lists are published throughout the year.

**FREE BOOKLETS and LEAFLETS** on Lucerne, Onions, Tomatoes, Sweet Peas, Shelter and Timber Trees, Tobacco Growing. A full list of Gardening and Sundry Books will be found on Page 72.

**PRICES QUOTED ARE NETT.**—Sales Tax is included in the very few items which are not exempt. When cash is not sent with order, goods will be invoiced at our booked prices (7½% higher), but the whole of this 7½% discount may be deducted for payment within ten days of date of invoice. For payment by 25th of month following delivery, we allow 5% discount off booked prices only.

**All Prices quoted in this Catalogue are those ruling on 1st June, 1939, and are subject to alteration.**

**ACCOUNTS.**—We will be pleased to open charge accounts for the convenience of our customers. Kindly furnish references to avoid delay.

**DELIVERY.**—We deliver daily free in Auckland City and Suburbs any quantity (heavy goods, i.e., potatoes, manures, grain, etc., up to 28lb. only). Vegetable and flower seeds in 3d. and 6d. packets post free. Heavy goods we deliver free to rail, post or steamer. Carriage charges on all lines, including Heavy Seeds, Plants, Bulbs, Implements, etc. (except where post paid prices are specially mentioned), is to be paid by purchasers, and goods are at purchasers' risk after we have obtained clean receipt from the railways, shipping companies or carriers.

**FORWARDING INSTRUCTIONS.**—Customers are requested to give full and careful directions with each order as to the method they wish goods forwarded, and we will do our utmost to comply with them. When no instructions are received, we send according to our judgment.

**QUANTITIES.**—If quantities are wanted smaller than the minimum listed here the rate charged will be slightly higher. For larger quantities write for our **Current Price List**, which is issued monthly.

**SUBSTITUTING.**—Where, on account of the difficulty in obtaining full supplies of any line, or owing to the failure of crops, we are unable to supply the exact variety ordered, we will substitute for it some other variety of a similar nature, which will, in our opinion, give satisfactory results. Should customers wish us not to follow this plan with their orders, it is only necessary to state on the order: "Do not substitute."

**ADVISORY SERVICE.**—We are pleased to give advice to our customers concerning varieties, time to plant, method of cultivation and means of combating diseases and pests. It is desired that letters be as concise as possible and be written separately from orders.


## CARRIAGE RATES

A number of items in this catalogue are quoted carriage extra. To enable customers to ascertain the cost of carriage, we publish below the new Parcel Post Rates and Railway Rates.

### PARCEL POSTAGE RATES

Maximum weight 28lb., and delivered to your door. Full details from Post Offices.

Weight not Exceeding	s.	d.
3lb.	0	7
7lb.	1	2
14lb.	1	9
21lb.	2	4
28lb.	3	0



### AIR MAIL POSTAGE

We receive letters from South Island next morning which ensures immediate delivery of goods.

### RAILWAY PARCELS RATES.

Weight not Exceeding	30 Miles	50 Miles	100 Miles	200 Miles	300 Miles	Over 300 Miles
3lb.	7d.	7d.	7d.	7d.	7d.	7d.
7lb.	7d.	7d.	1/1	1/1	1/1	1/1
14lb.	7d.	10d.	1/1	1/8	2/2	2/2
28lb.	10d.	1/1	1/8	2/2	3/4	3/4

In addition to these rates, a delivery charge of Sixpence, for each hundredweight or part of a hundredweight, will be made on all parcels consigned to Auckland, Frankton Junction, Hamilton, Wanganui, Hawera, New Plymouth, Palmerston North, Wellington, Christchurch, Dunedin, or Invercargill.

For South Island, 1/6 for Boat Freight to main ports (i.e., Lyttelton, Dunedin, Bluff, Timaru, etc.) plus railage as above from port.



All Yates' Packets bear a date stamp on the back. Watch it for your own and our protection. We destroy old seeds in our agents' stores every year.





# INDEX

VEGETABLE SEEDS		FLOWER SEEDS		FLOWER SEEDS		FLOWER SEEDS		PLANTS & TREES	
	Page		Page		Page		Page		Page
Artichokes	36	Acroclinium	5	Foxglove	12	Phlox Drummondii	21	Flowering Seedlings	31
Asparagus	36	Agathe	5	Freesia	12	Physalis	20	Chrysanthemums	
Beans	38, 39	Ageratum	5	Gaillardia	13	Platycodon	20	Dahlia	
Beetroot	37	Alonsoa	5	Gerbera Jamesoni	13	Poinciana	22	Carnations	
Borecole	40	Alyssum	5	Geum Coccineum	13	Polyanthus	22	Bulbs	
Broccoli	40	Amaranthus	5	Gladioli Seed	13	Poppies	21	Gerbera Hybrids	
Brussel Sprouts	40	Anchusa	5	Globe Amaranth	13	Portulaca	21	Pentstemons	
Cabbage	42, 43	Anemone	6	Gloxinia	13	Pot or Cape Marigold	12	Perennial Phlox	
Cape Gooseberry	45	Antirrhinum	6	Godetia	13	Primrose	22	Rockery Plants	
Capsicum	45	Aquilegia	6	Gourds	30	Primula	22	Roses: See Yates' Nur-	
Carrot	44	Arctotis	6	Grasses	14	Pyrethrum	22	sey Catalogue and	
Cauliflower	41	Asparagus	6	Gypsophila	13	Ranunculus	22	Yates' Autumn Re-	
Celery	45	Asters	7	Heliopsis	14	Rhodanthe	22	minder Catalogue.	
Chives	53	Auricula	6	Heliotrope	14	Salpiglossis	23	Vegetable Plants . 31	
Choko	45	Aubretia	6	Helichrysum	14	Salvia	23		
Corn (Sweet)	46	Balsam	8	Hollyhock	14	Scabiosa	23	<b>POTATOES</b>	
Cress	45	Begonia Seed	8	Honesty	14	Schizanthus	23	Yates' Handpicked	
Cucumber	47	Bellis Perennis	8	Hunemannia	14	Sesbania	23	61, 62, 63	
Egg Plant	48	Boronia	8	Impatiens	14	Statice	23		
Endive	48	Brachycome	8	Ipomoea	30	Stocks	26		
Eschalots	53	Calceolaria	8	Kochia	14	Streptocarpus	23	<b>MANURES</b>	
Garlic Bulbs	53	Calendula	8	Larkspur	15	Sunflower	27	See Page . . . . . 64	
Herbs	48	Calliopsis	8	Lathyrus	30	Sweet Peas . . . 24,	25		
Kohl Rabi	48	Candytuft	9	Leptosyne	15	Sweet Sultan	23		
Kumaras	31, 59	Cannas	8	Linaria	15	Sweet William	27		
Leek	50	Canterbury Bells	9	Linum	15	Sweet Wivelsfield	27		
Lettuce	49	Carnations	9	Livingstone Daisy	15	Tagetes	27	<b>SPRAY PUMPS</b>	
Marrows	56, 57	Celosia	9	Lobelia	15	Tacsonia	30	See Pages . . . . . 76, 77	
Melons	57	Centaurea	10	Lupins	15	Thalictrum	27	Spraying Materials	
Mushroom Spawn	50	Cheiranthus	10	Marigold	16	Thunbergia	30	66, 67	
Mustard	50	Chrysanthemums	10	Mathiola	17	Tithonia	27		
Onions	52	Cineraria	10	Medeola		Torenia	27	<b>MISCELLANEOUS</b>	
Parsley	53	Clarkia	10	Asparagoides	30	Tropaeolum	30	Bird & Pet Supplies 65	
Parsnip	53	Clanthus	10	Mignonette	17	Ursinia	27	Books for Gardeners	
Peas	54, 55	Coboea Scandens	30	Mimulus	17	Venedium	27	and Farmers . . . 72	
Potatoes	61, 62, 63	Cockscomb	11	Mina Lobata	30	Verbena	28	Hedge and Shelter	
Potato Onions	53	Coleus	11	Musk	17	Viscaria	27	Tree Seeds . . . 34	
Pumpkins	56, 57	Collection of Sweet Peas	24, 25	Nasturtium	18	Vines and Creepers	30	Insecticides and	
Radish	58	Convolvulus	30	Nemesia	18	Viola	19	Fungicides . 66, 67	
Rhubarb	58	Coreopsis Calliopsis	8	Nemophila	17	Violets	28	Lawn Grasses . 32, 33	
Salsify	59	Cosmos	11	Nicotiana	17	Virginian Stock	28	Lawn Manure . . . 64	
Scorzonera	59	Cyclamen	11	Nierembergia	17	Wallflower	28	Lawn Mowers . . . 73	
Shallots	53	Cynoglossum	11	Nigella	17	Wild Flowers	28	Poultry Sundries 65	
Spinach	59	Dahlia	11	Ornamental Grasses	14	Zinnia	29	Sundries, Gardening	
Squash	56, 57	Daisy (Bellis)	8	Pansies	19	BULBS		68, 77	
Sweet Potatoes (Kumaras)	31, 59	Delphinium	11	Passion Fruit Vines	30	Begonias: Tuberosus	31	Terms . . . . . 78	
Tobacco	60	Didiscus	12	Pea, Everlasting	20	Cyclamens		Yates' Flower Sowing	
Tomato	60	Digitalis (Foxglove)	12	Pelargonium	20	Gladioli		Guide . . . . . 1, 2, 3	
Tree Onions	53	Dimorphotheca	12	Pentstemon	20	See Yates' Bulb Catalogue		Yates' Vegetable	
Turnip	60	Dolichos	30	Petunias	20	Gloxinias	31	Sowing Guide . 35	
Veg. Marrow	56, 57	Eschscholtzia	12	Phacelia	20			<b>IMPLEMENTS, TOOLS, Etc.</b>	
		Everlasting	12	Phaseolus	30			See Pages . . . 68, 77	

## IMPORTANT!

### SPECIAL PRICE LIST FOR FARMERS, ORCHARDISTS, MARKET GARDENERS AND OTHER LARGE USERS!

As prices (especially of large quantities) of Agricultural and Vegetable Seeds and Manures are subject to market variations, we publish every three to four weeks a complete printed list entitled—

### YATES' Current Price List

You are invited to write for the current issue at any time when you are interested.

Yates' Current Price List contains Clovers, Grasses, Seed Grains, Fodder Crops of all kinds, Manures, Spraying Preparations, Implements, Bird Seeds, Peas (Garden), Beans, Vegetable Roots and Bulbs, and all varieties of Vegetable Seeds.

**DEALERS**—We are pleased to do business in Bulk Seeds with Stores, Stock and Station Agents, etc., and invite inquiries.

**Yates' August**  
**CURRENT PRICE LIST**  
 FOR  
**FARMERS, ORCHARDISTS**  
**MARKET GARDENERS**  
**AUGUST**

Although Winter is here, much can still be done in the Garden or Farm. See Yates' Calendar and Garden Guide, August. You should order your supplies of Vegetable and Flower Seeds, and True-to-Name Hand-picked Seed Potatoes, and sprout them; also an equal quantity of Manure. Some Bulbs can still be planted, although time is getting short. During the next three months Fruit Trees, Roses, etc.; see very Catalogues, just issued, for varieties. The ordinary price of practically everything we sell, all varieties and sections, which are numbered. Items of particular interest are numbered. Items of particular interest are numbered. Items of particular interest are numbered.

**FRUIT TREES, ROSES, SHELTER, HEDGES, ETC.** See Yates' Fruit Tree and Rose Catalogue, August. Also see Yates' Hedge and Shelter Catalogue, August.

**TRUE-TO-NAME HAND-PICKED SEED POTATOES AND GREEN SEEDS FOR FARM AND LAWN.** See Yates' Seed Catalogue, August.

**VEGETABLE SEEDS.** See Yates' Vegetable Seed Catalogue, August.

**TOP-DRESSING AND CROPPING MANURES.** See Yates' Manure Catalogue, August.

**FODDER CROPS.** See Yates' Fodder Crop Catalogue, August.

**MEALS AND FEEDING GRASSES.** See Yates' Feed Catalogue, August.

**THE NEW RETAIL PRICES.** See Yates' Retail Price List, August.

**SALEM.** See Yates' Salem Catalogue, August.

**AND PARROT FOOD, LONG PEAS, ETC.** See Yates' Special Catalogue, August.

**CLOVERS, ETC. FOR SALE.** See Yates' Clover Catalogue, August.



The new "PERPETUAL OR SPINACH BEET" in colander, with the "DARK GREEN BROAD-RIBBED" in foreground. Grow plenty of these SILVER BEETS—they're health-giving. See on page 37.



YATES' "GIANT CREGO" ASTERS are wilt-resistant, and are obtainable in separate shades or in glorious mixtures. See on page 7.



"SIBERIAN WALLFLOWER" is the popular name for CHEIRANTHUS ALLIONI. This is the popular new "GOLDEN BEDDER." See on page 10 under CHEIRANTHUS.



No other flowers provide such striking and contrasting colours as YATES' "LARGE-FLOWERED BRANCHING" CINERARIAS. See on page 10. Any "ordinary" strain is disappointing in size and colour.