

Historic, Archive Document

Do not assume content reflects current scientific knowledge, policies, or practices.

62,17

-Ind

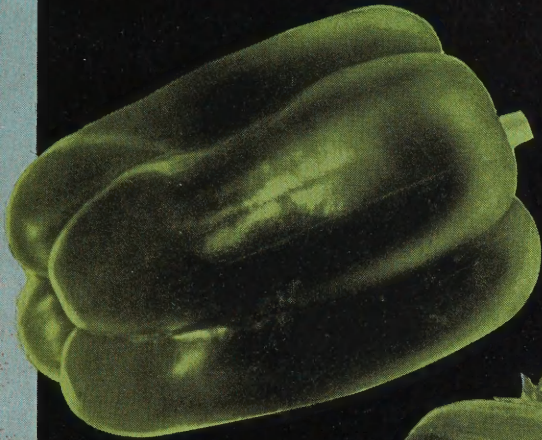
KILGORE'S
BRED-RITE
SEEDS

TRADE MARK

1941 Annual Catalog



**BRED-RITE COPENHAGEN
 MARKET CABBAGE**
(See Page 8)



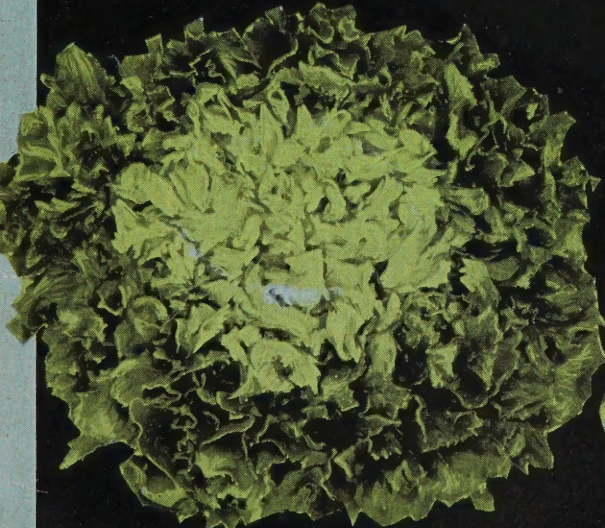
**SUPER IMPROVED
 COLOSSAL PEPPER**
(See Page 25)




BOUNTIFUL BEANS
(See Page 4)



BLACK ZUCCHINI SQUASH
(See Page 30)



FLORIDA DEEP HEART ESCAROLLE
(See Page 19)




IMPROVED "A & C" CUCUMBERS
(See Page 17)

THE KILGORE SEED COMPANY
General Offices and Mail Order Department, Plant City, Florida
TWELVE KILGORE STORES SERVING FLORIDA



**EARLY BLOOD-RED
MARKET BEETS**
(See Page 7)




CLEMSON SPINELESS OKRA
(See Page 22)




**PURPLE-TOP
WHITE GLOBE TURNIPS**
(See Page 35)



**NEW SUPER SNOWBALL
CAULIFLOWER**
(See Page 9)



**IMPROVED
RUTGERS TOMATO**
(See Page 33)



**A PACKED LUG OF TOMATOES
GROWN FROM KILGORE'S IM-
PROVED RUTGERS TOMATO SEED**
(See Page 33)

IMPORTANT DIRECTIONS TO CUSTOMERS

By carefully observing the following directions, mistakes and misunderstandings will be very largely avoided.

How to Order

Please be careful to sign your name, box number, street or rural route, post office and State on every order. Be sure to tell us your nearest express or freight office should you desire the seed forwarded by express or freight. *Please write plainly.*

Cash With Order

Ours is a cash business and our prices are made on that basis. Customers are requested to remit when ordering and by so doing save the C.O.D. fee charged by express companies, banks, and postal authorities for collecting and returning money.

C. O. D.

Perishable items such as strawberry plants, rose bushes, nursery stock, etc., are not sent C.O.D. under any circumstances.

How to Send Money

Remittances should be made by post-office money orders, express money orders, drafts or checks.

Remittance by Stamps

On orders for seeds where the amount is less than 50 cents, we will accept stamps in good condition the same as cash, but we would ask those remitting stamps to wrap them in oiled paper, if possible, to prevent their sticking together or to the order.

Export Shipments to Cuba, the West Indies, and Foreign Countries

For the convenience of our customers in the West Indies we have established the following agencies: M. J. Diaz y Cia, Muralla 75, Havana, Cuba; Mr. A. C. Kopf, Nueva Gerona, Isle of Pines; Mr. F. C. Albury, Nassau, Bahamas; Sociedad Agricola Cooperativa de Puerto Rico, San Juan, Puerto Rico; Mr. Benigno Perez Martinez, P. O. Box 216, Luperon No. 9, Ciudad Trujillo, Dominican Republic; Mr. Leslie R. Mordecai, 158 Harbour St., Kingston, Jamaica; Mr. Jean Comhaire, Port au Prince, Haiti. These agents carry a fairly full line of Kilgore's Bred-Rite Seeds during the season.

For direct deliveries outside the continental United States, all prices quoted as "Postpaid" in this catalog are on an f.o.b. Plant City, Florida, basis, and the proper amount for postage must be added to the cost of the seeds.

POSTAL INFORMATION

PARCEL-POST RATES WITHIN THE UNITED STATES

New postal rates went into effect on October 1, 1932. The weight limit for all zones is 70 pounds.

From the Fourth to the Eighth Zone, shipments weighing 10 pounds or more usually go as cheaply by express. Any weight up to 40 pounds in the first and second zones and 22 pounds in the third zone will usually go just as cheaply by parcel post as by freight or express.

In many sections of Florida that are not easily accessible by freight or express, parcel-post service will be found not only far more satisfactory, but more economical. If you are on a rural route, delivery will be made to your door by mail.

Most Florida points are in the First or Second Zone; however, Jacksonville north, Live Oak north and west, and points on the East Coast south of Delray are in the Third Zone.

First and second zone, first pound 8c, 2 pounds 10c, each additional pound over 2 pounds add 1c per pound.

	First lb. Each Additional lb.	
Third Zone.....	9 cts.	2 cts.
Fourth Zone.....	10 cts.	3.5 cts.
Fifth Zone.....	11 cts.	5.3 cts.
Sixth Zone.....	12 cts.	7 cts.
Seventh Zone.....	14 cts.	9 cts.
Eighth Zone.....	15 cts.	11 cts.

Parcel-Post Rates to Cuba and the West Indies

The parcel-post rate to Cuba and all other points in the West Indies is 14 cents for each pound or fraction thereof. If the net weight of an order is 1 pound or more, 1 pound must always be added to cover weight after being packed for shipment. Packages of merchandise weighing 8 ounces or less are subject to the postage rate of 1½ cents for each 2 ounces or fraction of 2 ounces.

We Pay Postage to Points in Florida

Please bear in mind that the postpaid prices indicated in this catalog include delivery to any point in Florida or other southern states.

Prices Subject to Change

This catalog is printed during the early fall months. The market on many items of garden and field seeds, as well as supplies, has not yet been fully established. Consequently, prices on these items indicate value at time these pages are printed. In practically all cases orders will be filled at prices indicated in this catalog, *but all prices are subject to change without notice.* Write for prices on larger quantities.

Non-Warranty

We give no warranty, express or implied, as to description, quality, productiveness, or any other matter of any seeds, bulbs or plants we sell, and we will not be responsible for the crop.

We test our seeds for germination before we send them to our customers. We have the fullest confidence in the quality of all the seeds we sell but we have no control over them after they leave our hands. Satisfactory germination and production are dependent upon many factors other than the quality of the seed, such as methods of planting, cultivating, and fertilizing.

Return of Seeds for Exchange

To safeguard our customers and ourselves seeds may not be returned if seed package has been broken. In case of error on our part, unbroken packages may be returned within 10 days after shipment and we will gladly make correction at our expense. No customer would want to plant seed that had been returned from broken or opened packages, nor would we feel safe in filling an order with such returned seed. This is one reason we have never followed the policy of putting out our seeds to dealers. Our seeds are never out of our hands until they are sold direct to you thru our mail order department or thru one of our own stores or agencies.

Parcel-Post Zones

- First Zone, within 50 miles from Plant City, Fla.
- Second Zone, within 50 to 150 miles from Plant City, Fla.
- Third Zone, within 150 to 300 miles from Plant City, Fla.
- Fourth Zone, within 300 to 600 miles from Plant City, Fla.
- Fifth Zone, within 600 to 1000 miles from Plant City, Fla.
- Sixth Zone, within 1000 to 1400 miles from Plant City, Fla.
- Seventh Zone, within 1400 to 1800 miles from Plant City, Fla.
- Eighth Zone, all over 1800 miles from Plant City, Fla.

If in doubt about your zone rate, obtain it from your postmaster and be sure to send enough to cover necessary postage. If you send too much, it will be returned to you.

When you order your seeds to come by express or freight we can send them collect, so you may pay the transportation charges on delivery. When ordering your seeds to be shipped by express or freight, always give your express or freight station, if it is not the same as your post-office. If your order is to be sent parcel-post, the postage must be paid in advance if the items ordered are not indicated as "postpaid" in this catalog, and you must send us the amount of postage in addition to the cost of the seeds. Do not have your order delayed or reduced by failing to add necessary postage. It will be found plainly stated above each item whether or not it is postpaid.

Make A Home Garden For Health, Pleasure and Profit

The possibilities of a home garden should be given more attention by Florida farmers and townspeople.

In traveling through farming sections and small towns of Florida it is strange to find so few home gardens providing a bountiful supply of good wholesome, fresh vegetables for the home table. Florida climate and soils are favorable to producing the finest home gardens in the United States. Unlike any other state in the Union, in Florida fresh vegetables can be grown every month in the year.

Even if it were possible to purchase vegetables more cheaply than to produce them, yet would it not be much more desirable to have a large variety of fresh vegetables of your own growing available at a moment's notice in your own garden?

In Florida, a well-kept garden can be had with little effort and small expense and, as many test plantings have

revealed, will yield a return several times as large as that from an equal area devoted to any other crop that could be grown on Florida farms.

Doctors, nurses and dieticians all advise the use of a plentiful supply of fresh vegetables in the diet in order to provide the essentials which are so necessary for the health and well-being of the human system. Experts tell us that vegetables contain a higher percentage of these body-regulating essentials, such as mineral salts, vitamins and roughage, than are contained in any other food or food product. Statistics prove that people who eat lots of fresh vegetables throughout the year have less sickness and fewer doctor bills to pay than people who use fresh vegetables sparingly.

Make a home garden this season. It will be a source of health, pleasure and profit to you and your family.

How To Plant Home Garden Vegetables in Florida

HOW TO USE THE FOLLOWING TABLE

Many mistakes may be avoided by following directions given in this table. The time requirements indicated for crops to reach edible size varies, of course, according to the season, varieties and soil conditions. Allowance also must be made for the relative estimate of the yields, due

to climatic and soil conditions. However, the averages indicated in the table will be found to be fairly accurate for Florida growing conditions on the basis of many years of observation.

VEGETABLES	Number of Running Feet of Row for Family of Five	Seeds or Plants to Provide for Family of Five	Depth to Cover in Inches	Space Between Rows	Set Plants or Thin Out to Inches	Approximate Time Required to Produce Crop from Seed or Transplanting (Days)
Beans (Bush)	200 ft.	4 lbs.	2 in.	2 ft.	2 to 3 in.	48 to 56
Beans (Pole)	80 to 100 hills	¼ lb.	2 in.	3 to 4 ft.	3 ft. (hills)	65 to 70
Beans (Bush Lima).....	40 ft.	1 lb.	1 in.	2½ to 3 ft.	4 to 5 in.	65 to 75
Beans (Pole Lima).....	20 hills	½ lb.	1 in.	3 to 4 ft.	3 ft. (hills)	88 to 90
Beet	80 ft.	2 oz.	½ to 1 in.	1½ to 2 ft.	2 to 3 in.	56 to 68
Broccoli	40 ft.	½ oz.	½ to 1 in.	2½ to 3 ft.	18 to 24 in.	115
Brussels Sprouts	20 ft.	1 pkt. or 15	½ in.	2½ ft.	18 to 24 in.	90
Cabbage	60 ft.	50	½ in.	2½ to 3 ft.	12 to 15 in.	80 to 115
Chinese Cabbage	20 ft.	1 pkt.	¼ in.	2½ to 3 ft.	12 to 15 in.	85
Cantaloupe & Muskmelon	10 hills	1 pkt.	½ to 1 in.	4 to 5 ft.	4 ft. (hills)	75 to 100
Carrot	40 ft.	½ oz.	½ in.	1½ to 2 ft.	2 to 3 in.	75 to 92
Cauliflower	40 ft.	30	½ in.	2 to 3 ft.	18 to 20 in.	85 to 105
Celery	25 ft.	100	⅛ in.	3 ft.	3 in.	100 to 125
Collard	50 ft.	1 pkt. or 30	½ in.	2½ to 3 ft.	18 in.	60
Corn (Sweet)	200 ft.	1 lb.	2 in.	3 ft.	16 to 18 in.	65 to 80
Corn (Roasting Ear)...	300 ft.	1 lb.	2 in.	3 ft.	18 to 24 in.	68 to 85
Cucumber	10 hills	1 pkt.	¾ in.	4 to 5 ft.	2 to 3 ft. (hills)	40 to 50
Eggplant	30 ft.	12	½ in.	4 to 5 ft.	36 in.	115 to 125
Endive (Escarolle)	40 ft.	1 pkt.	¼ in.	2 ft.	12 in.	70
Kale	20 ft.	1 pkt.	¼ to ½ in.	2 ft.	15 to 20 in.	70
Kohl Rabi	60 ft.	1 pkt.	¼ to ½ in.	1½ to 2 ft.	4 to 6 in.	50
Leek	50 ft.	1 oz.	½ in.	1½ ft.	3 to 4 in.	80
Lettuce	150 ft.	1 oz.	¼ in.	1½ to 2 ft.	10 to 15 in.	60 to 90
Mustard	40 ft.	1 pkt.	½ in.	2 ft.	12 in.	60
Okra	75 ft.	2 oz.	¾ to 1 in.	3 to 4 ft.	10 to 15 in.	42 to 45
Onion	80 ft.	1 oz.	¼ to ½ in.	18 in.	3 to 4 in.	110 to 140
Onion Sets	40 ft.	1 qt.	1 in.	18 in.	2 to 3 in.	30 to 60
Parsley	50 ft.	1 pkt.	¼ to ½ in.	15 to 18 in.	4 to 6 in.	90
Parsnip	50 ft.	1 pkt.	½ in.	18 to 24 in.	3 to 4 in.	120
Peas (English or Garden)	200 ft.	3 lbs.	2 to 3 in.	2½ to 3 ft.	1 to 2 in.	50 to 60
Pepper	20 ft.	12	½ in.	3 to 4 ft.	18 to 20 in.	105 to 125
Potatoes	200 ft.	15 lbs.	4 in.	3 to 4 ft.	12 to 15 in.	75 to 80
Pumpkin	12 hills	1 pkt.	½ in.	6 to 8 ft.	5 ft. (hills)	65 to 75
Radish	50 ft.	3 pkts.	½ in.	15 to 18 in.	1 to 2 in.	21 to 25
Rhubarb	20 ft.	6	½ to ¾ in.	3 to 4 ft.	18 to 24 in.	125
Rutabaga	40 ft.	1 pkt.	¼ in.	2 to 3 ft.	5 to 6 in.	90
Salsify	25 ft.	½ oz.	1 to 1½ in.	18 in.	2 to 4 in.	120
Spinach—Bloomsdale ...	75 ft.	1 oz.	½ in.	16 to 20 in.	2 to 4 in.	40
Spinach—New Zealand..	25 ft.	1 oz.	¾ to 1 in.	3 ft.	20 in.	60
Squash (Bush).....	12 hills	1 pkt.	½ to 1 in.	4 to 5 ft.	2 ft. (hills)	42 to 52
Squash (Running).....	10 hills	1 pkt.	¾ to 1 in.	8 to 10 ft.	5 to 6 ft. (hills)	100 to 115
Swiss Chard	40 ft.	½ oz.	½ to 1 in.	1½ to 2 ft.	4 to 6 in.	75 to 80
Tomato	150 ft.	1 pkt. or 48	½ in.	5 to 6 ft.	2 to 2½ ft.	85 to 110
Turnip	60 ft.	1 pkt.	¼ in.	15 to 20 in.	¾ to 1 in.	35 to 50
Watermelon	10 hills	1 pkt.	½ to 1 in.	8 to 10 ft.	96 in.	88 to 100

WHAT AND WHEN TO PLANT IN FLORIDA

(VEGETABLE AND FIELD SEEDS)

JANUARY AND FEBRUARY. Beets, Beans, Brussels Sprouts, Cabbage, Chinese Cabbage, Cantaloupes, Carrots, Collard, Cauliflower, Sweet Corn, Cucumbers, Eggplants, Endive, Kale, Kohl Rabi, Lettuce, Leek, Mustard, Onion Seed, Onion Sets, Parsnips, Parsley, Peppers, Garden Peas, Potatoes, Radishes, Rape, Romaine, Rye, Sage, Salsify, Spinach, Squash, Tomatoes, Turnips, Rutabagas, Watermelon.

MARCH. Pole, Lima, Bush and Field Beans; Benne, Bermuda, and all other Grasses, Cabbage, Carrots, Cantaloupes, Chufas, Collard, Crotalaria, Cucumbers, Eggplant, Kale, Kohl Rabi, Lettuce, Mustard; Sweet, Field, Kaffir and Pop-Corn; Potatoes, Radishes, Golden and Pearl Millet, Okra, Tomatoes, Turnips, Cowpeas, Velvet and Soy Beans; Peanuts, Pumpkins, Rice, Rape, Spinach, Sorghum, Sage, Squashes, Sunflower, Egyptian Wheat, and Watermelons.

APRIL. Pole and Field Beans, all Grasses, Cantaloupes, Cowpeas, Beggarweed, Chufas, Benne, Field, Kaffir and Pop-Corn; Crotalaria; Velvet and Soy Beans; Cattail and Golden Millet, Mustard, Okra, Peanuts, Pumpkins, Radishes, Rice, Sorghum, Sunflower, Watermelon, and Egyptian Wheat.

MAY. Pole and Field Beans; Benne, Beggarweed, Crotalaria, various Grasses; Field, Kaffir, and Pop-Corn; Chufas, Velvet and Soy Beans; Millet, Cowpeas, Peanuts, Pumpkins, Rice, Radishes, Sorghum, Sunflower, Okra, and Egyptian Wheat.

JUNE. Beggarweed, Chufas, Collard, Crotalaria, various Grasses, Eggplants, Egyptian Wheat, Velvet and Soy Beans; June and Kaffir Corn, Millet, Cowpeas, Peanuts, Peppers, Rice, Okra, Mustard, Sorghum, Sunflower, Turnips, Rutabagas.

JULY. Beggarweed, Celery, Chufas, Eggplants, various Grasses, Collard, Kaffir Corn, Mustard, Millets, Okra, Cow-

peas, Spanish Peanuts, Peppers, Rice, Sorghum, Turnips and Rutabagas, all varieties Velvet and Soy Beans; and Sunflower.

AUGUST. Broccoli, Brussels Sprouts, Cabbage, Chinese Cabbage, Cucumbers, Cauliflower, Celery, Collard, Eggplants, Endive, Kale, Lettuce, Grasses, Golden Millet, Peppers, Fall Potatoes, Mustard, Okra, Onion Sets, Cowpeas, Radishes, Spinach, Squashes, Tomatoes, Sunflowers, Sorghum, Turnips, and Rutabagas.

SEPTEMBER. Bush Beans, Beets, Broccoli, Brussels Sprouts, Cabbage, Chinese Cabbage, Carrots, Cauliflower, Celery, Collard, Cucumbers, Endive, Grasses, Kale, Kohl Rabi, Leek, Lettuce, Mustard, Okra, Onion Seed and Sets, Parsnips, Parsley, Garden Peas, Irish Potatoes, Rye, Radishes, Rape, Romaine, Sage, Spinach, Squashes, Tomatoes, Turnips, and Rutabagas.

OCTOBER. Various Grasses, Bush Beans, Beets, Broccoli, Brussels Sprouts, Cabbage, Chinese Cabbage, Carrots, Cauliflower, Celery, Collard, Endive, Kale, Kohl Rabi, Leek, Lettuce, Mustard, Onion Seed and Sets, Parsnips, Parsley, Garden Peas, Potatoes, Rye, Radishes, Rape, Romaine, Spinach, Turnips, Rutabagas, Oats and Sage.

NOVEMBER. Carpet and Rye Grasses, Beets, Broccoli, Brussels Sprouts, Cabbage, Chinese Cabbage, Carrots, Cauliflower, Eggplants, Endive, Kale, Kohl Rabi, Leek, Lettuce, Mustard, Onion Seed and Sets, Parsnips, Parsley, Potatoes, Garden Peas, Pepper, Rye, Radishes, Rape, Romaine, Sage, Spinach, Turnips, Rutabagas, Oats, and Vetch.

DECEMBER. Beets, Broccoli, Brussels Sprouts, Cabbage, Carrots, Chinese Cabbage, Cauliflower, Celery, Collard, Eggplants, Endive, Kale, Kohl Rabi, Leek, Lettuce, Mustard, Onion Seed and Sets, Parsnips, Parsley, Potatoes, Garden Peas, Pepper, Rye, Radishes, Rape, Sage, Spinach, Turnips, Rutabagas, and Oats.

(FLOWER SEEDS)

<i>Kind of Flower—When to Plant</i>	<i>Kind of Flower—When to Plant</i>	<i>Kind of Flower—When to Plant</i>
AGERATUM—Sept. thru March	CUPHEA-FIREFLY—Jan. thru March	PHLOX—Sept. thru Feb.
ALYSSUM—Sept. thru Jan.	CYNOGLOSSUM OR CHINESE FORGET-ME-NOT—Sept. thru March	POPPY—CALIFORNIA—Sept. thru Jan.
ARCTOTIS OR AFRICAN DAISY—Sept. thru Jan.	CYPRESS VINE—March thru May	PETUNIA—Sept. thru June
ASTER—Sept. thru March	DAISY—SHASTA, PAINTED AND DAHLBORG—Sept. thru Jan.	PORTULACA OR SUN PLANT—Feb. thru Aug.
BABY'S BREATH OR GYPSOPHILA—Sept. thru Jan.	DIANTHUS OR CHINESE PINKS—Sept. thru Jan.	PYRETHRUM OR PAINTED DAISY—Sept. thru Jan.
BACHELOR'S BUTTON OR CENTAUREA—Sept. thru Jan.	GAILLARDIA OR BLANKET FLOWER—Any time	QUEEN ANNE'S LACE—Sept. thru Jan.
BALSAM, DOUBLE CAMELLIA-FLOWERED—Sept. thru March	GLOBE AMARANTH—Feb. thru July	SALVIA OR SCARLET SAGE—Sept. thru June
BEAN—SCARLET RUNNER—Feb. thru May	GOURD (ORNAMENTAL)—Feb. thru May	SCABIOSA OR MOURNING BRIDE—Sept. thru Dec.
BLUE LACE FLOWER OR DIDISCUS—Sept. thru Jan.	HELIANTHUS OR ORNAMENTAL SUNFLOWER—Feb. thru Aug.	SNAPDRAGON OR ANTIRRHINUM—Sept. thru Dec.
CALENDULA—Sept. thru Jan.	HELICHRYSUM OR STRAWFLOWER—Sept. thru March	SWEET PEA—Sept. thru Dec.
CALLIOPSIS—Sept. thru Feb.	HOLLYHOCK (CUBAN)—Aug. thru Jan.	STATIC—Sept. thru Jan.
CANDYTUFT—Sept. thru Feb.	LARKSPUR—Nov. thru Jan.	TITHONIA OR FLORIDA SUNFLOWER—Feb. thru June
CARNATION—Sept. thru Dec.	LUPIN—Sept. thru Dec.	VERBENA—Any time
COSMOS—March thru May	MARIGOLD—Jan. thru May and again in Aug. and Sept.	VINCA OR PERIWINKLE—Any time
	MORNING GLORY—March thru June	ZINNIA—Feb. thru Aug.
	NASTURTIUM—Sept. thru March	
	PANSY—Sept. thru Dec.	

If interested in Florida, write for "Kilgore's Flower Guide for Florida"

For quick rooting of cuttings of flowering shrubs, use HORMODIN or ROOTONE. (See page 46.)

FIELD SEED PLANTING CALENDAR FOR FLORIDA

<i>Crop</i>	<i>Wt. per Bu.</i>	<i>Seed per Acre</i>	<i>Time to Plant</i>	<i>Crop</i>	<i>Wt. per Bu.</i>	<i>Seed per Acre</i>	<i>Time to Plant</i>
Beans, String	60 lbs.	45-60 lbs.	Middle Aug.-Apr. 1	Grass, Bahia	15-20 lbs.	Any Time	
Beans, Lima	60 lbs.	45-60 lbs.	Middle Aug.-Apr. 1	Millet, Golden	50 lbs.	50 lbs.	Mar.-Aug.
Beans, Soy	60 lbs.	45-60 lbs.	Mar.-July	Millet, Cattail or Pearl	50 lbs.	4-20 lbs.	Mar. Aug.
Beans, Velvet	60 lbs.	15-30 lbs.	Mar.-July	Oats	32 lbs.	64 lbs.	Oct.-Jan.
Beggarweed	10 lbs.	10 lbs.	Apr.-Aug.	Peas, Cowpeas	60 lbs.	60 lbs.	Mar.-Sept.
Cane, Sorghum	50 lbs.	15-50 lbs.	Mar.-Aug.	Peas, English (Wrinkled)	56 lbs.	56-84 lbs.	Sept.-Feb.
Chufas	44 lbs.	11 lbs.	Apr.-Aug.	Peanuts, Runner	25 lbs.	25 lbs.	Mar.-July
Clover, Alyce	5-10 lbs.	5-10 lbs.	Apr.-June	Peanuts, Spanish Improved	25 lbs.	25 lbs.	Mar.-July
Corn, Sweet	44 lbs.	11 lbs.	Jan.-Mar.	Peanuts, Spanish Small	25 lbs.	25 lbs.	Mar.-July
Corn, Field	56 lbs.	7 lbs.	Feb.-July	Peanuts, Valencia	22 lbs.	22 lbs.	Mar.-July
Corn, Kaffir	50 lbs.	10-50 lbs.	Mar.-Aug.	Potatoes, Irish	60 lbs.	600 lbs.	Sept.-Mar.
Crotalaria	5-20 lbs.	5-20 lbs.	Mar. June	Rape	4-8 lbs.	4-8 lbs.	Sept.-Mar.
Grass, Bermuda	25-100 lbs.	25-100 lbs.	Mar.-Nov.	Rice	44 lbs.	22 lbs.	Mar.-July
Grass, Sudan	20 lbs.	20 lbs.	Mar.-Aug.	Rye	56 lbs.	14-56 lbs.	Sept.-Jan.
Grass, Dallis	10-20 lbs.	10-20 lbs.	Sept.-Jan.	Wheat, Egyptian	50 lbs.	10 lbs.	Mar.-Aug.

BEANS

Our Bean seed is first-class, high germinating, guaranteed Western-grown stock.

CULTURE OF GREEN AND WAX-PODDED BUSH BEANS. Medium low land is best suited for this crop, such as a low hammock, muck or pine land. Beans are a quick maturing crop and are usually followed by some other crop which gets the benefit of the fertilizer not taken by the beans. When another crop is to follow, plant the beans in rows 5 feet apart, so that you can plant between the rows before you finish harvesting the beans, but if a follow-crop is not desired, plant in 3-foot rows. As a general rule the green-podded sorts are the most salable. We list only the very best varieties for market and home use.

Spring planting in the southern and central part of the State begins January 1 and continues until April. Fall planting starts in August. For a fall crop, plant from the middle of August until the middle of October; for a main crop on the Florida East Coast plant from October to December. Sow seed in drills, dropping a bean every 1½ to 2 inches, and cover 2 inches deep. Use a high-grade bean or vegetable fertilizer. On muck soils apply 600 to 1200 pounds of fertilizer per acre. On sandy loam apply 1200 to 2000 pounds

per acre, making one application. Soil should be thoroughly prepared, and fertilizer put out from a week to ten days before planting. There is always a risk of the fertilizer burning and killing the vitality of the seed when both are put in at the same time. Where the crop has had a setback, a hundred pounds of Nitrate of Soda or Nitrate of Potash per acre will do wonders. However, we do not recommend the use of nitrate except in rare cases, because both the carrying and eating quality may be materially injured by the excessive use of Nitrate of Soda or Nitrate of Potash.

To control mildew and rust, use Sulfoicide spray or Sulphur dust. (See page 55.) Pyrox is also a good spray to control diseases of beans, especially anthracnose. To prevent speckled and moldy beans in transit, dip them in Sulfoicide. (See page 55.) The most effective control for the bean jassid, commonly called white fly or green fly, is Pyroicide dust. (See page 54.)

Inoculate bean seed with Nitragin for best results. Hastens maturity, increases yields and enriches the soil. (See page 51.)

GREEN PODDED BUSH BEANS

Plant 3 pecks to 1 bushel per acre.

All prices quoted are postpaid.

Write for special low prices on larger quantities.

PLENTIFUL. (50 days.) A very heavy yielder. Plants more spreading in growth than Bountiful, and should be given a little wider spacing in the row. Somewhat more resistant to rust than Bountiful and other varieties. The pods are longer, slightly thicker, and narrower than Bountiful, flat, straight, and of medium deep green color. Pods should be picked frequently, otherwise they take on a slick, shiny or glossy appearance, which is objectionable from a marketing standpoint. They are brittle, tender, stringless and have a distinctive flavor. This variety seems to do better on sandy soils than on marl and muck in Florida.

¼ lb. 10c; 1 lb. 30c; 2 lbs. 50c.

KILGORE'S STRINGLESS BLACK VALENTINE. (48 days.) This variety possesses all the desirable characteristics of the regular Black Valentine, and in addition, it is completely stringless. The plant is large, vigorous, erect and very prolific. The oval pods are nearly straight, dark green, strictly stringless, and of fine quality and delicate flavor. They retain their color and texture in shipping long distances. Attractive in appearance, of high edible quality and a good shipper, this variety has become one of Florida's leaders.

¼ lb. 10c; 1 lb. 30c; 2 lbs. 50c.



Typical Pods of Kilgore's Stringless Black Valentine

BOUNTIFUL. (48 days.) A most popular variety for many markets, especially in the East. A vigorous grower, very productive, with very large, beautiful, long, broad, flat, thick pods, slightly curved, of light green color, entirely stringless, tender, and of excellent quality. A sure money-maker because of its attractive appearance and high edible quality.

¼ lb. 10c; 1 lb. 30c; 2 lbs. 50c.

TENDERGREEN. (50 days.) This variety is becoming more and more popular due to its excellent shipping qualities and productiveness. It is as early as Giant Stringless, and the plants are large and very erect. The five to six-inch pods are round, fleshy, dark green, absolutely stringless, and of excellent quality. Very desirable for home and market.

¼ lb. 10c; 1 lb. 30c; 2 lbs. 50c.

GIANT STRINGLESS GREEN POD. (52 days.) A great favorite with Florida truck-growers and in great demand on many markets, especially in the Middle West. Pods are round, long, meaty, and entirely stringless when young or old, of excellent quality, and a very heavy yielder.

¼ lb. 10c; 1 lb. 30c; 2 lbs. 50c.

FULL MEASURE. (52 days.) A round podded sort, bearing a heavy crop of long, straight, tender, stringless pods. This is one of the best green podded Beans on the market. We do not hesitate to recommend it most highly.

¼ lb. 10c; 1 lb. 30c; 2 lbs. 50c.

KILGORE'S STRINGLESS LONG ROUND GREEN POD. (52 days.) An extra-early, prolific, entirely stringless, high-quality Bean. Pods are straight, long, round, and very fleshy. It is an excellent shipper, and its attractive appearance makes it a money-maker on any market. This splendid variety should be grown by every trucker, because it is one of the best round-podded varieties.

¼ lb. 10c; 1 lb. 30c; 2 lbs. 50c.

WAX PODDED BUSH BEANS

Plant 3 pecks to 1 bushel per acre.

Prices quoted are postpaid.

Write for special low prices on larger quantities.

KILGORE'S GOLDEN BOUNTIFUL WAX. (52 days.) A wonderful bright yellow bean, entirely stringless, early, and exceedingly productive, with very long, thick, semi-flat pods, practically straight, and fairly disease-resistant. Golden Bountiful is really a companion of the regular green Bountiful, and is similar to it in all respects except color. The beautiful, large, straight, golden yellow pods give it a very attractive market appearance, and in edible quality this variety cannot be excelled.

1/4 lb. 10c; 1 lb. 30c; 2 lbs. 50c.

PENCIL POD BLACK WAX. (55 days.) An exceedingly desirable variety for home use, local market and shipping. The plant is large, robust, stocky, vigorous and very productive. Pods are round, slightly curved, fleshy, golden yellow, tender, entirely stringless, without fibre, extremely brittle, succulent and of highest quality.

1/4 lb. 10c; 1 lb. 30c; 2 lbs. 50c.

KILGORE'S NEW IMPROVED KIDNEY WAX. (56 days.) This variety is one of the finest and heaviest yielding wax-podded beans. The plants are large, erect, early, and very productive. The pods are long, oval, or semi-round (not flat), light yellow in color, brittle, stringless, fleshy, and of excellent quality. This new variety is destined to be a leader as it becomes better known.

1/4 lb. 10c; 1 lb. 30c; 2 lbs. 50c.

SURE CROP WAX. (52 days.) The large, flat, straight, bright yellow pods are produced very early in great abundance, and the plants are strong and vigorous. Productiveness and quality are two of the greatest points of this stringless variety. Sure Crop Wax is one of the biggest yielding of all wax beans, and has the advantage of being very early. In hardiness it probably excels all other wax beans.

1/4 lb. 10c; 1 lb. 30c; 2 lbs. 50c.

HODSON WAX. (64 days.) A vigorous, very hardy, and extremely productive variety, rather late in maturing. Noted for its attractive, very large, long, flat, slightly curved, light yellow pods, which when picked at the proper stage are of good quality. Holds up exceptionally well as a shipping sort to distant markets.

1/4 lb. 10c; 1 lb. 30c; 2 lbs. 50c.



U. S. No. 3

A Rust Resistant Green Podded Pole Bean

GREEN PODDED POLE BEANS

Plant 1 peck per acre.

CULTURE OF GREEN PODDED POLE BEANS. Pole beans are later in maturing than bush beans, but bear for a longer season, and are extremely productive, yielding more than bush beans, and also produce bigger pods. They are somewhat more tender than bush beans if harvested young. For best results, pole beans should be supported by wires or by good strong poles to keep them off the ground. Poles should be 8 to 9 feet long, and set firmly in the ground, in rows four feet apart, and three feet apart in the row. Plant six to eight seeds around each pole. When plants are well established, thin to two or three plants to a pole. In order to keep pole beans bearing over a long season, it is important to keep them closely picked. Inoculate bean seed with Nitragin for best results. (See page 51.)

All prices quoted are postpaid.

Write for special low prices on larger quantities.

KENTUCKY WONDER. (Old Homestead.) (65 days.) This is a popular, green podded, climbing or pole bean, early, and very productive over a long season. Pods are very long, ranging from eight to ten inches, curved, nearly round, with undulating surface. Though thick, they appear slender on account of their great length. Pods are meaty, very brittle, and of good quality if harvested young. The pods hang in large clusters from the top to the bottom of the vine, and can be gathered by the handful. Our strain has been selected for resistance to both rust and powdery mildew.

1/4 lb. 10c; 1 lb. 30c; 2 lbs. 50c.

TENNESSEE WONDER. (70 days.) The plant is of medium growth, of good climbing habit, fairly productive. The pods are of light green color, round, constricted, and are considered to be the largest, straightest and handsomest of all cultivated beans, making this an ideal pole bean to produce for the market, as well as for home use.

1/4 lb. 10c; 1 lb. 30c; 2 lbs. 50c.

MCCASLAN. (65 days.) A prolific, white-seeded pole bean, of Georgia origin. This is one of the most popular pole beans grown in Florida. The seeds being white in color are used as a green shell bean, although this variety is used more extensively as snap beans when young. The pods are dark green, eight inches long, large, flat, slightly curved, very thick and meaty, stringless, brittle and fine grained, and of excellent quality if harvested young.

1/4 lb. 10c; 1 lb. 30c; 2 lbs. 50c.

KILGORE'S GENUINE CORNFIELD. (70 days.) This is a large podded pole bean. A most desirable variety to plant in the corn during the Spring months, thus getting two crops off the same piece of land at the same time. A very vigorous grower, heavy producer, it forms large, long, smooth, flattened, nearly straight pods of excellent quality.

1/4 lb. 10c; 1 lb. 30c; 2 lbs. 50c.

U. S. No. 3 (Rust Resistant). (63 days.) Repeated tests for rust resistance and selection for quality and other desirable characteristics were made by the U. S. D. A. for several years before releasing this variety. Makes an early maturing, long (7 to 8 inches), round podded bean, entirely stringless at all stages and of exceptionally good quality and very attractive appearance. The pods resemble brown seeded Kentucky Wonder in general appearance, although they are plumper on the average under Florida conditions. The seed is white.

1/4 lb. 10c; 1 lb. 35c; 2 lbs. 60c.

U. S. No. 4 (Rust Resistant). (65 days.) This variety, like U. S. No. 3, is entirely rust resistant and was developed and released by the United States Department of Agriculture. It differs from U. S. No. 3 in producing semi-round or flat-tish pods instead of fully round pods. The pods are very straight, long, ranging from 8 to 9 inches, and exceedingly attractive in appearance. The pods are stringless in the marketable stage but get stringy when older. This variety is exceedingly productive. Seeds are white in color, similar to U. S. No. 3.

1/4 lb. 10c; 1 lb. 35c; 2 lbs. 60c.

LIMA BEANS

DWARF OR BUSH LIMA BEANS

Fordhook—Plant 1 bushel per acre.
Henderson—Plant 1 to 2 pecks per acre.

CULTURE OF BUSH LIMA BEANS. In general, cultural requirements of Bush Lima Beans are similar to those given for green and wax podded bush beans (see page 4). Lima beans are not as hardy as string beans, and the ground should be warm when planting the seed. Fertilizer should be applied about ten days before planting. If planted on muck, seed should be treated with Cuprocide (Red Copper Oxide) at rate of four ounces per bushel of beans. (See page 53.) Plant in rows three feet apart, dropping a bean every four or five inches in the row, covering an inch deep.

All prices quoted are postpaid.
Write for special low prices on larger quantities.

IMPROVED FORDHOOK BUSH LIMA (Potato Lima). (75 days.) The most popular and profitable Bush Lima bean in Florida for both fall and spring planting. The plant is of medium size, hardy, fairly disease resistant and very productive. The seeds are large, very thick, plump, crowded in the pod and of very good quality. The pods of our improved strain of this variety are dark green, very large, with a heavy, thick side wall and heavy straight back, giving them body and holding up qualities for long distance shipments. Our Improved strain makes more attractive, much larger, wider, longer pods, which are more uniformly filled with four large seeds than with other strains, giving them a larger and plumper appearance. This is why lima beans grown from our new improved strain bring a premium on the buyer's platform and on the markets.

¼ lb. 10c; 1 lb. 35c; 2 lbs. 60c.

HENDERSON BUSH LIMA. (Baby Lima). (65 days.) This is a very early variety, hardy, and a sure cropper. The plants are small, disease-resistant, and very productive. The pods are small in size, very short and narrow, thin, flat, straight to slightly curved.

¼ lb. 10c; 1 lb. 30c; 2 lbs. 50c.

POLE LIMA BEANS

Challenger—Plant 1 peck per acre.

Large Green Seeded Pole—Plant 1 peck per acre.

Culture similar to Green Podded Pole Beans. (See page 5.)

IMPROVED CHALLENGER POLE LIMA (Pole Fordhook). (90 days.) Challenger is the most popular of all pole lima beans. Grown extensively in Cuba where, because of heavy soil, plants and pods must be kept off the ground to avoid disease. The plant is of vigorous growth, hardy, a good climber, and very productive. Pods are similar to Fordhook Bush Lima in size and appearance, being large in size, long, blunt, fairly wide, and very thick, plump and straight. Seed also similar to Fordhooks, being large, very thick, plump, crowded in pod and of excellent quality.

¼ lb. 10c; 1 lb. 35c; 2 lbs. 60c.

KILGORE'S LARGE GREEN SEEDED POLE LIMA. (88 days.) This pole lima is slightly earlier than Challenger, and produces over a much longer season. It is resistant to Elsinoe Spot or Scab Disease, which is so serious with other varieties of lima beans in Cuba and the West Indies. Plant is a good viner, grows tall, and is very vigorous, and exceedingly productive. The large flat pods average from 4½ to 5½ inches long, and contain an average of four or five beans to the pod. The large seeds have a decided green tinge. Unsurpassed in flavor and of superior quality.

¼ lb. 10c; 1 lb. 30c; 2 lbs. 50c.



Improved Fordhook Bush Lima

BUTTER OR GREEN SHELL BEANS

Old Florida Pole—Plant 1 peck per acre.

Old Florida Bush—Plant 1 to 2 pecks per acre.

Dwarf Horticultural Bush—Plant 1 to 2 pecks per acre.



Prices quoted are postpaid.
Write for special low prices on
larger quantities.

OLD FLORIDA POLE. (75 days.) Culture similar to Green Podded Pole Beans (See page 5). Plant is tall, vigorous, and very prolific over a long bearing season. Pods, borne in clusters, are of medium size, flat, containing an average of 3 medium-sized, flat seeds. Seeds are of buff color spotted with reddish brown. A dependable, prolific variety for Florida. ¼ lb. 10c; 1 lb. 30c; 2 lbs. 50c.

OLD FLORIDA BUSH. (65 days.) Culture similar to Bush Lima Beans. This variety is similar to Old Florida Pole, but produces a bush or dwarf plant. Plant is small to medium in size, spreading, with semi-runners resembling somewhat Henderson's Bush Lima. Pods are flat, containing 3 to 4 beans. The seeds are small, flat, and of light buff color. It is earlier than Old Florida Pole, very prolific, drought-resistant, a sure-cropper, and of good quality.

¼ lb. 10c; 1 lb. 30c; 2 lbs. 50c.

DWARF HORTICULTURAL BUSH OR SPECKLED CRANBERRY. (55 days.) Culture similar to Bush Lima Beans. Plants of vigorous growth, very erect, straight and compact, with a tendency to grow short runners, and exceedingly productive. The broad pods mature several days later than other strains of Dwarf Horticultural, but are much longer (5 to 6 inches long), and produce heavier yields. The pods and seeds are exceptionally well splashed with an attractive bright red. This is the most attractive strain of the horticultural group.

¼ lb. 10c; 1 lb. 30c; 2 lbs. 50c.

BEET

Plant 6 pounds per acre.

CULTURE. Successful culture demands good soil, medium moist, to which has been applied 600 to 1,200 pounds of good fertilizer. Plant seeds in rows 2 feet apart and when 3 inches high thin out to 2 or 3 inches apart in the row. In Florida, sow from latter part of September to March.

Prices quoted are postpaid.

Write for special low prices on larger quantities.

KILGORE'S EARLY BLOOD-RED MARKET. (56 days.) One of the earliest and finest Beets ever introduced. Uniform in shape, size, and color. Roots very attractive in appearance, slightly flattened, almost globe-shaped, entirely free of fibrous roots or strings, of dark red color outside; flesh of deep purple color with very little zoning.

Pkt. 5c; oz. 10c; ¼ lb. 30c; 1 lb. \$1.00.

CROSBY'S EGYPTIAN. (60 days.) This standard variety produces Beets of uniform flattened globe shape, very much flattened at the top, of deep red color outside, with a deep purple color with little zoning inside. Sweet and tender.

Pkt. 5c; oz. 10c; ¼ lb. 30c; 1 lb. \$1.00.

EARLY WONDER. (58 days.) This is a very popular selection from Crosby's Egyptian. It is very early, nearly globe-shaped, being fuller at the bottom than Crosby's Egyptian, with deep purple flesh, showing practically no white zoning, and with very small tops. The roots are very smooth and mature evenly.

Pkt. 5c; oz. 10c; ¼ lb. 30c; 1 lb. \$1.00.

VERMILION OR FERRY CROSBY (Light Red Strain). (60 days.) A selection from Crosby's Egyptian, with small tops and almost globular shaped roots. Roots are bright carmine-red. Flesh is bright vermilion-red. Heavy truck demand for southern markets.

Pkt. 5c; oz. 10c; ¼ lb. 30c; 1 lb. \$1.00.

DETROIT DARK RED. (68 days.) A very desirable, globe-shaped Beet, of dark red color, outside as well as inside, without white zoning; sweet and of excellent quality.

Pkt. 5c; oz. 10c; ¼ lb. 30c; 1 lb. \$1.00.

BRUSSELS SPROUTS

Sow ¼ pound in seed-bed to plant an acre.

CULTURE. Sow seed and cultivate exactly the same as cabbage.

IMPROVED LONG ISLAND. (90 days.) The best and most dependable variety for market and home use. Very productive and of excellent quality.

Pkt. 5c; oz. 30c; ¼ lb. \$1.00; 1 lb. \$3.00.



Kilgore's Bred-Rite Italian Green Sprouting Broccoli



Kilgore's Early Blood-Red Market Beet

SWISS CHARD or SPINACH BEET

CULTURE. Plant like beets in the fall, winter, or spring, in rows 1½ to 2 ft. apart, and thin to 4 or 6 in. in the row. Stalks may be cooked and served like asparagus, or the stalks and leaves may be cooked and served as greens like spinach.

FORDHOOK GIANT. (58 days.) An outstanding new Swiss Chard growing to enormous size. The thick, fleshy, dark green leaves are much crinkled or savoyed, and the pearly white stems are very broad, thick, and fleshy. A very vigorous, hardy grower, producing high yields.

Pkt. 5c; oz. 10c; ¼ lb. 30c; 1 lb. \$1.00.

SUGAR AND STOCK BEET

CULTURE. Plant 4 to 6 pounds per acre in rows 2 to 3 feet apart, and thin to 6 inches apart.

STOCK BEET, LONG RED GIANT. (80 days.) An enormous yielder and one of the very best for dairymen.

Pkt. 5c; ¼ lb. 30c; 1 lb. 90c.

SUGAR BEET, KLEIN WANZLEBEN. (85 days.) This variety is one of the most valuable for sugar making and stock feeding.

Pkt. 5c; ¼ lb. 30c; 1 lb. 90c.

BROCCOLI

Sow ¼ to ½ pound in seed-bed to plant an acre.

KILGORE'S BRED-RITE ITALIAN GREEN SPROUTING OR CALABRESE. (115 days.) This is the true Calabrese type which is a tremendous yielder. In Florida, seed may be planted in seed-beds from September to January. Plants should be set in rows 2½ to 3 feet apart, and 1½ feet apart in the row. Similar to cauliflower, but more hardy and the so-called head is bluish-green instead of white. When the main head is cut, stems form at the base of each leaf on the stalks below. At the end of each branch a small loose green head develops. These small heads should be cut with 6 to 8 inches of stem, and tied in bunches for market. Stems, as well as flower-heads, are cooked and served like asparagus or cauliflower. A most delicious vegetable.

Pkt. 5c; ½ oz. 20c; oz. 30c; ¼ lb. \$1.00; 1 lb. \$3.00.

CABBAGE

Sow 6 ounces in seed-bed to plant an acre or plant 12 ounces per acre in field.



A Typical Plant of
Kilgore's Bred-Rite Copenhagen Market

Cabbage is a good crop for Florida. In Florida, cabbage may be planted from August to March, but heaviest plantings are made in September and October.

CULTURE. Cabbage is a heavy feeder and should be grown rapidly. Therefore, for best results, plenty of fertilizer should be used—not less than 1000 pounds per acre, and a ton is better. You cannot grow a big, heavy crop of Cabbage on a starvation ration. Where planted in seed-beds, which is the desirable and common practice, plant seed thin in drills 8 inches apart, cover 1 inch deep, using 6 ounces of seed for an acre of plants, and do not make the soil in seed-beds as rich as soil where plants are to be set. When seed is planted in the field, use 12 ounces of seed per acre. Make rows 2½ to 3 feet apart and set plants 12 to 15 inches apart in row, depending on size of head you wish to produce. If you desire small heads, crowd the plants; for large heads, place farther apart. To control cabbage worms and loopers as well as aphids most effectively, use Pyroicide dust. (See page 54.)

Kilgore's Bred-Rite Cabbage seed has been developed and selected for uniformity, high yield, and trueness to type. *It is very important to treat cabbage seed with Semesan or some other good disinfectant before planting.* (See page 55.)

Prices quoted are postpaid.

Write for special low prices on larger quantities.

KILGORE'S BRED-RITE EARLY JERSEY WAKEFIELD. (80 days.) Our Bred-Rite stock has been bred and selected especially for earliness. It is a week earlier than the old type Jersey Wakefield and is just as large. The small, medium-sized, conical-shaped, pointed heads are very firm, of finest quality, and very desirable for market or home use.
Pkt. 5c; oz. 25c; ¼ lb. 60c; 1 lb. \$2.00.

KILGORE'S BRED-RITE CHARLESTON WAKEFIELD. (90 days.) The heads are larger and broader at the base, not quite so pointed and slightly later in maturing than our Bred-Rite Early Jersey Wakefield. Of uniform size, very solid, and of very desirable market quality.
Pkt. 5c; oz. 25c; ¼ lb. 60c; 1 lb. \$2.00.

EARLY WINNINGSTADT. (100 days.) Very hardy and dependable. Heads extremely solid, of medium size, heart-shaped with a sharp point and a broad base. The leaves have a peculiar distinct twist at the sharp point of the head. Particularly valuable for shipping. Does not crack readily, and can be held in the field for a considerable time.
Pkt. 5c; oz. 30c; ¼ lb. 75c; 1 lb. \$2.50.

KILGORE'S BRED-RITE GOLDEN ACRE. (80 days.) An extremely early, small to medium-sized round-headed Cabbage of the Copenhagen Market type, but considerably earlier than most stocks of Copenhagen Market and ahead of many stocks of Early Jersey Wakefield. Our strain of this variety heads up very uniformly and is exceptionally well bred, with inner leaves shorter than the head, and outer leaves growing horizontally. This variety is growing in popularity. It is of the finest quality for both home use and for shipping.
Pkt. 5c; oz. 25c; ¼ lb. 75c; 1 lb. \$2.50.

AMERICA. (80 days.) One of the earliest medium-sized round-headed types. It matures with Early Jersey Wakefield. It is a vigorous grower, extremely solid, a sure header, and very uniform in maturity. The heads stand a long time without bursting and the quality is unsurpassed.
Pkt. 5c; oz. 25c; ¼ lb. 75c; 1 lb. \$2.50.

KILGORE'S GREEN ACRE. (NEW) (82 days.) This entirely new round headed, extra early variety produces very compact growing plants, with leaves of glossy dark green color, with the inner leaves reaching about two inches above the head, and the outer leaves growing upright off the ground. Heads are larger, more solid, and heavier than heads of Golden Acre. The head leaves have a glossy deep green color, and the underlying, overlapping leaves are just as green, giving the head a fresh, green outer appearance, which will always be green, even after long distance shipping and handling. In the case of damaged surface leaves, these may be peeled off without altering the fresh appearance of the head, thus meeting the present day popular demand for "new crop cabbage, fresh and green." Green Acre is destined to become one of the most popular varieties of cabbage for southern truck farming.
Pkt. 5c; oz. 35c; ¼ lb. \$1.00; 1 lb. \$3.50

KILGORE'S BRED-RITE COPENHAGEN MARKET. (85 days.) Our extra-early strain of Bred-Rite Copenhagen Market has become very popular. It is short-stemmed, compact, with very solid, round, medium-sized heads, having few outer leaves, thus facilitating close planting. Our Bred-Rite stock is very uniform in shape, and matures practically all at the same time, which is very desirable from a marketing standpoint.
Pkt. 5c; oz. 25c; ¼ lb. 75c; 1 lb. \$2.50.

MARION MARKET. (Yellows Resistant.) (95 days.) This is a late maturing strain of Copenhagen Market, resistant to cabbage Yellows Disease. Larger and coarser in growth than Copenhagen, but with the round head and good quality of the regular Copenhagen Market. Will produce a normal crop on Yellows infected soils where non-resistant strains will fail completely.
Pkt. 5c; oz. 30c; ¼ lb. 85c; 1 lb. \$3.00.

KILGORE'S BRED-RITE GLORY OF ENKHUIZEN. (93 days.) A splendid medium-early, round-headed type. Somewhat similar to Copenhagen Market, but slightly later, larger, and a heavier yielder. Heads are very solid, uniform in shape, size, and maturity, and of excellent shipping and market quality.
Pkt. 5c; oz. 25c; ¼ lb. 75c; 1 lb. \$2.50.

ALL HEAD EARLY. (95 days.) This Cabbage is well named, as it is early for a flat-headed variety and has comparatively few outer leaves, being almost all head. It develops a larger-sized plant than the early pointed and round-headed varieties. The large, solid, deep flat heads are uniform in shape, size, and maturity. Withstands heat and drought better than most other varieties, and is a very heavy yielder.
Pkt. 5c; oz. 30c; ¼ lb. 85c; 1 lb. \$3.00.

STEIN'S EARLY FLAT DUTCH. (105 days.) This is an old standard, hardy, winter variety. It produces a very large-sized plant, spreading in growth, with few large, broad outer leaves. The head is of large size, flat, and very solid.
Pkt. 5c; oz. 25c; ¼ lb. 60c; 1 lb. \$2.00.

CABBAGE (Continued)

SAVOY CABBAGE, AMERICAN DRUMHEAD. (105 days.) Savoy Cabbage is commonly called "Curly-leaved" or "Curly" Cabbage. It has a distinct flavor which is favored by many people. The plant is of large growth. The leaves are finely wrinkled or savoyed and curled. The heads are medium in size, slightly flattened, and solid.

Pkt. 5c; oz. 25c; ¼ lb. 75c; 1 lb. \$2.50.

KILGORE'S RED ACRE. (New) (92 days.) This new variety fills a long felt need in being the only red cabbage that matures very early, only a few days later than Green Copenhagen Market. The plant is very small, compact and makes a small, round, hard, deep red colored head. Very uniform as to type and color.

Sold Out

KILGORE'S IMPROVED RED DANISH. (112 days.) This Improved strain of Red Danish is the most highly bred, heavy yielding, and uniform strain yet developed. The plants are vigorous, but compact growth, every plant producing a hard, heavy head, with excellent dark red color throughout, free from bursting, and an ideal type for shipment. No more uniform, true to type, heavy yielding variety of red cabbage can be secured anywhere.

Pkt. 5c; oz. 30c; ¼ lb. 85c; 1 lb. \$3.00

KILGORE'S BRED-RITE RED ROCK. (115 days.) Plants compact, not spreading. Heads of small to medium size, very hard, globular in shape, exceedingly attractive in appearance, being of deep purple color throughout.

Pkt. 5c; oz. 30c; ¼ lb. 85c; 1 lb. \$3.00.

CHINESE CABBAGE

Plant 1 pound per acre.

CULTURE. This is distinctly a cool-weather plant and should not be planted for a spring or summer crop, because it quickly bolts to seed in hot weather. It should be planted only for a late fall and winter crop. Seeds should be planted in 2½ to 3 ft. rows where the crop is to mature, thinning out as the plants develop to stand twelve to fifteen inches in the row. Chinese Cabbage may be used in any salad and for plate decoration. It may also be boiled like ordinary Cabbage. It is a very tender, healthful vegetable and very digestible.

KILGORE'S IMPROVED PEKIN CELERY CABBAGE. (80 days.) This strain of Chinese Cabbage surpasses all other varieties of Chinese Cabbage. It is sure heading, maturing into long, slender, very firm, well blanched, crisp, tender and sweet heads, readily salable in any market. The heads become 18 to 20 inches tall, 3½ to 4 inches thick, tapered near the tip. Hardy and of easy culture, planted direct in the field. Does best as a fall and winter crop. In warm weather in spring it tends to bolt to seed before heading properly. A good shipper and an excellent keeper.


Pkt. 5c; oz. 25c; ¼ lb. 75c; 1 lb. \$2.50.



Kilgore's Improved Pekin Celery Cabbage

CAULIFLOWER

Sow 4 ounces in seed-bed to plant an acre



Kilgore's Super Snowball Cauliflower

No crop is affected more in its behavior by weather and soil conditions than is cauliflower. Because of the frequent spells of hot weather and high humidity during the winter months in Florida which conditions are not conducive for good cauliflower production, it has been difficult to consistently produce this crop to perfection with ordinary varieties and strains of cauliflower seed. We have been working for several years in an endeavor to secure strains of cauliflower which will do well under Florida climatic and soil conditions. As a result of numerous tests and trial plantings, we have found and are now offering strains which are particularly well suited to the high temperature and humidity conditions prevalent in Florida.

CULTURE. Cauliflower needs a very rich soil and plenty of moisture. All of our cauliflower seed is imported from Denmark. We recommend starting plants in seed beds where they can be given proper care and attention. Conditions should be provided for the continuous rapid growth of cauliflower seedlings and plants. A cauliflower plant which has once been checked or stunted in growth will never produce a large, well-formed head. Plant from September to January and cultivate the same as cabbage. Just as soon as the head develops to the size of a walnut, it is very important to draw the outer leaves over the head and tie with soft cord to produce attractive, pure white, solid heads.

KILGORE'S SUPER SNOWBALL. (105 days.) This strain is slower in growth and later in maturing than other strains of Snowball. However, it withstands the hot humid climatic conditions prevalent in Florida better than other strains. The plants are upright, strong, vigorous, with many large, heavy leaves, and a short stout stem. The heads are deep, large, very heavy, snow white in color, and exceedingly uniform; under proper growing conditions producing over 90% grade one heads. Highly recommended as a late winter crop.

Pkt. 25c; ½ oz. \$2.25; oz. \$4.00; ¼ lb. \$13.50;
1 lb. \$45.00.

KILGORE'S EXTRA EARLY NO. 27. (85 days.) For a fall and early winter crop, our numerous trials indicate this type to be the best for Florida conditions. The plant is dwarf and compact, not as large and vigorous as our Super Snowball, and requires heavier fertilization and a little closer planting. The plants mature heads considerably earlier, and make large, broad, heavy, pure white heads, with a beautiful tight curd that has no protruding leaves. It is a uniform, sure header, every plant in the field maturing a head at about the same time, and because of this uniform maturity and its earliness, the crop may be cleared off the land very early and quickly for some other succeeding spring crop to follow. The plants are very resistant to climatic and moisture extremes. For extreme earliness no other variety compares with our Extra Early No. 27.

Pkt. 25c; ½ oz. \$2.00; oz. \$3.50; ¼ lb. \$12.00;
1 lb. \$40.00.

KILGORE'S EARLY HENDERSON'S SNOWBALL. (95 days.) This is the regular low heading type of Snowball, which under good growing conditions is a dependable header, starting to head early and uniformly. Heads are medium large, compact, solid, pure white and of good quality.

Pkt. 25c; ½ oz. \$1.75; oz. \$3.00; ¼ lb. \$10.50;
1 lb. \$35.00.

CANTALOUPE and MUSKMELON

Plant 1 to 2 pounds per acre.

CULTURE. Should have rather high, light soil. Plant in hills 4 by 5 feet apart, dropping 3 to 10 seeds to a hill. Place fertilizer in the hill and make second application when the vines start to run. Thin out to two plants to the hill when 4 inches high. For an earlier melon crop use *Hotkaps*. (See page 61.) Treatment of seed before planting with Semesan is advisable. (See page 55.)

Prices quoted are postpaid.

Write for special low prices on larger quantities.



Kilgore's Rocky Dew

A disease-resistant variety especially adapted to Florida and the West Indies.

KILGORE'S GREEN-FLESHED ROCKY DEW. (85 days.) This melon was discovered by us in the West Indies. Especially adapted to climatic conditions in Florida and the West Indies. If you have failed with other melons in Florida, be sure to try this one which resists diseases common in humid climates and holds up in hot, rainy weather when all other melons fail. The plant is vigorous in growth, disease-resistant, and withstands heavy rains and heat. The fruits are medium to large, weighing 3 to 6 pounds, slightly elongated, ribbed, and quite heavily netted. The rind is quite firm, with a dark green color, turning to a beautiful yellowish cast when ripe. The flesh resembles Honey Dew in appearance, being of a greenish-yellow cast, very thick, juicy, sweet, with a most delicious flavor between Rocky Ford and Honey Dew.

Pkt. 5c; oz. 15c; ¼ lb. 45c; 1 lb. \$1.50.

KILGORE'S ORANGE-FLESHED ROCKY DEW. (85 days.) After several years of painstaking effort, we have developed out of the original green-fleshed Rocky Dew this orange-fleshed strain which is identical to the green-fleshed except that the flesh is of a beautiful deep golden orange color. The vines possess the disease resistance of the original Rocky Dew.

Sold Out.

COOPER'S SWEETHEART. (85 days.) This melon was discovered by us on the Isle of Pines in the West Indies. The features which recommend this melon to Florida and other sub-tropical sections are its disease and insect resistance, its prolificacy and its good shipping qualities. The vines are disease resistant and bear a great many small sized melons, over a long season. The fruits are about the size of Rocky Fords, averaging four inches in diameter and weighing about two pounds, are perfectly round in shape, covered with a fine netting, are exceedingly hard and firm, resisting melon worms better than other varieties, and making them ideal for packing and shipping to distant markets. The flesh is a beautiful deep orange, with an exceedingly sweet flavor.

Pkt. 5c; oz. 15c; ¼ lb. 45c; 1 lb. \$1.50.

HALE'S BEST, IMPROVED NO. 36. (75 days.) An improved strain of Hale's Best was developed for uniformity in shape and complete netting with sutures or ribs eliminated. Fruits are round in shape, and average about 3 pounds in weight. Flesh exceedingly thick, deep salmon in color, very sweet and of exceedingly fine quality. An outstanding shipping variety.

Pkt. 5c; oz. 15c; ¼ lb. 35c; 1 lb. \$1.25.

CUBAN CASTILLIAN (Melon de Castilla). (90 days.) This cantaloupe is grown extensively in Cuba, and is particularly adapted to tropical growing conditions. It produces a vigorous growing vine, resists blight and other common melon diseases, and grows well in hot, rainy weather. The fruits are me-

dium to large, ranging from three to six pounds in weight. The exterior is green in color, turning to a deep yellow when ripe, and the fruits are very aromatic as they ripen. The round fruits are covered with a fine netting and are slightly ribbed. The flesh is a whitish green in color and is very sweet and of high edible quality. This melon is recommended for home use or local markets, but does not ship well.

Pkt. 5c; oz. 15c; ¼ lb. 45c; 1 lb. \$1.50.

ROCKY FORD. (Pollock 10-25, Salmon Tint.) (90 days.) The fruits are extremely uniform, almost round, averaging about 5 inches in diameter, weighing 2½ pounds, heavily netted and with no trace of ribs. The thick, firm flesh is salmon-tinted instead of green like the old type Rocky Ford, and of much higher edible quality. Being a splendid shipper and highly rust-resistant, this variety is a favorite with Florida truckers.

Pkt. 5c; oz. 15c; ¼ lb. 30c; 1 lb. \$1.00.

HONEY DEW. (100 days.) A long season, late-maturing melon of African origin, adapted to Florida conditions. The melons are perfectly round and of good size, usually about 9 inches in diameter, and weighing 6 to 8 pounds. The skin is smooth and hard without ribbing or netting. When immature the skin is white, changing to a light creamy yellow as it approaches maturity. The flesh is light emerald-green, with small seed cavity and edible to the very rind.

Pkt. 5c; oz. 15c; ¼ lb. 35c; 1 lb. \$1.25.

OLD GEORGIA MUSKMELON. (80 days.) This muskmelon differs from the ordinary so-called Cantaloupe, being considerably larger, often weighing 10 to 12 pounds, 9 inches long and 6 inches in diameter, deeply ribbed, and covered with a fine netting. This variety is particularly recommended for home use and nearby local markets. It has a thin rind, and is not adapted for shipping. Grows to a very large size, is very meaty, producing a rich golden yellow flesh of high edible quality, with a delicious flavor.

Pkt. 5c; oz. 15c; ¼ lb. 30c; 1 lb. \$1.00.

BANANA. (95 days.) This variety is particularly well adapted to Florida conditions, because it is a vigorous, hardy kind, standing the hot summer as no other Cantaloupe and continuing to bear late in the season. It is grown extensively on the lower East Coast and on the Keys of Florida where it does exceptionally well. Fruits are smooth and slender, averaging 14 inches in length and 3 to 5 inches in diameter, weighing about 8 pounds, tapering at both ends, shaped somewhat as the name indicates. Lemon-colored skin when mature, with very attractive, thick, pink, or salmon-colored flesh of delicious eating quality.

Pkt. 5c; oz. 15c; ¼ lb. 35c; 1 lb. \$1.25.

KILGORE'S HUMMER. (70 days.) The earliest and one of the best shipping melons for Florida. It is from two to three weeks earlier than Rocky Ford. The melons are round in shape, with very heavy, coarse, attractive netting and practically no ribs. The melons are 7 inches long, and 6 inches in diameter, weighing about 3 pounds. The flesh is exceedingly thick, with small seed cavity, deep salmon in color, and of exceptionally fine flavor. The earliest and finest shipping melon, and a sure money-maker for Florida.

Pkt. 5c; oz. 15c; ¼ lb. 35c; 1 lb. \$1.25.



Kilgore's Hummer
An ideal shipping melon

CARROT

Plant 4 pounds per acre.

CULTURE. Sow in good rich soil, deeply worked in drills $1\frac{1}{2}$ to 2 feet apart, and cover seed $\frac{1}{2}$ -inch deep. When 2 inches high, thin out to 2 or 3 inches apart. Carrots can be planted in Florida from August to March.

Prices quoted are postpaid.

Write for special low prices on larger quantities.

KILGORE'S IMPROVED RED CORE CHANTENAY. (72 days.) This is an improved type of Chantenay. The roots are tapered, less stump rooted, and slightly longer than the old Chantenay, averaging about 6 inches. The interior is solid orange colored without the usual lemon color in the core. The flesh is very tender and sweet, which with the excellent outside color and shape combines to make this variety exceptionally valuable for the market.

Pkt. 5c; oz. 15c; $\frac{1}{4}$ lb. 45c; 1 lb. \$1.50.

KILGORE'S BRED-RITE CHANTENAY. (72 days.) Our stock of Chantenay runs uniformly smooth and true to type. Roots are of medium length, thick, and very stump-rooted, averaging $5\frac{1}{2}$ inches long; 2 to $2\frac{1}{2}$ inches thick at the crown and tapering to 1 to $1\frac{1}{2}$ inches at the bottom.

Pkt. 5c; oz. 15c; $\frac{1}{4}$ lb. 45c; 1 lb. \$1.50.

DANVERS HALF LONG. (75 days.) Our stock of this variety is half stump or semi-pointed, from 6 to 7 inches in length from the crown to the tip. The shoulder at the crown is from $1\frac{1}{2}$ to $1\frac{3}{4}$ inches thick, and tapers uniformly to a thickness of about $\frac{3}{4}$ -inch just where the root begins to taper to the tip. The tops are a little larger than those of Chantenay, and the crown is flat without a depression. The roots are smooth and attractive in appearance.

Pkt. 5c; oz. 15c; $\frac{1}{4}$ lb. 45c; 1 lb. \$1.50.



Danvers Half Long

KILGORE'S BRED-RITE IMPERATOR. (77 days.) This variety of carrot has been especially bred and developed to meet the increasing demand on the market for a longer carrot. The roots range from 7 to 8 inches in length, with a shoulder diameter of $1\frac{1}{4}$ to $1\frac{3}{4}$ inches. The roots are smooth, uniformly tapered to a semi-blunt end, deep rich orange color, both exterior and interior with comparatively inconspicuous core. The flesh is of rich orange color, extending to the center of the root, with an indistinct core; fine grained, tender and of excellent quality. The tops are of medium size, but strong enough for good bunching. For shipping quality, attractiveness and popularity in the market, Kilgore's Emperor is superior to other long-rooted varieties.

Pkt. 5c; oz. 20c; $\frac{1}{4}$ lb. 50c; 1 lb. \$1.75.



Emperor Carrot

Developed to Meet the Need for a Better Market Type

CORELESS OR NANTES. (70 days.) We have the true type, which is long and cylindrical, about $5\frac{1}{2}$ to $6\frac{1}{2}$ inches long and 1 to $1\frac{1}{2}$ inches thick, very stump rooted with a small rat tail. The color is clear orange-red and the core is rather undefined, being of the same color as the flesh so that it is called "Coreless." The tops are small and short, but heavier than ordinary stocks of Nantes, and the root is very fine-grained, tender, delicate and sweet, and of highest edible quality.

Pkt. 5c; oz. 20c; $\frac{1}{4}$ lb. 50c; 1 lb. \$1.75.

IMPROVED LONG ORANGE. (86 days.) Our stock is the true thick-shouldered strain of Long Orange, $1\frac{3}{4}$ to 2 inches thick at the shoulders, 10 to 12 inches long, and pointed or rather tapering in a straight line to the tip. The tops are rather large. A very popular variety in many sections of Florida where a very smooth, attractive, reddish-colored, long rooted carrot is desired.

Pkt. 5c; oz. 15c; $\frac{1}{4}$ lb. 45c; 1 lb. \$1.50.

It isn't what you pay for the seed, it is what it will produce that counts. Kilgore's seeds are not only priced rite, but they will produce rite, because they are Bred-Rite.



A field of Schneck's Florida Golden No. 15 celery at Sarasota, Florida, with three single plant selections from this field to produce pure line stock seed in cloth covered cages.

Important Information About Kilgore's Celery Seed Stocks

The above illustration shows a typical field of Schneck's Improved Florida Golden No. 15 celery at Sanford, Florida. From fields such as this, a few of the very best and most ideal plants, similar to the three illustrated above, are selected for stock seed development. These selected stock seed plants are expressed to our celery breeding grounds in the west where they are planted. Each individually selected plant is enclosed before blossoming in a muslin covered cage, illustrated above, in order to prevent the blossoms from being pollinated by those from another plant. A little seed from each of these individual progenies is then tested in Florida, and the best progenies are planted in succeeding seasons in the west for the production of celery seed for Florida growers. This laborious and expensive method of maintaining and improving our celery seed stocks is repeated year after year, and explains why Kilgore's celery seed is being used so extensively by Florida celery growers.

Our celery trials are conducted on one of the celery farms in Manatee County, Florida, where we test our stocks in comparison with many others in order to make certain that our stocks are at least as good as the best when grown under Florida conditions.

All our celery seed-growing fields are under controlled irrigation in the West, where experience has proved that the climate is better adapted for the production of strong-germinating celery seed than anywhere else in the United States. Our western grown seed is always larger and of higher vitality than celery seed grown in other sections, because the

climate under which western-grown celery seed ripens and cures is uniformly dry.

Furthermore, we do not force the growth of our seed plants, making them produce in a year's time by starting the seed plants in Florida during the winter, then shipping them North where they are forced into seeding in order to harvest the crop before frost. Our experience has indicated that this method of producing celery seed, which is quite common, results in small, weak-germinating seed, producing plants of low vitality with a tendency toward hollow-stemming and the production of early seeders. Our seed plants grown in the West are made to produce seed the second year. This is done by holding the plants with very little water for several months after they have made their growth but have not started to develop seed stalks. This is the natural way celery plants should develop seed and accounts for the lack of weak plants, early seeders, and hollow-stemming in plants produced from our western-grown celery seed.

You owe it to yourself to plant these improved stocks. Why take a chance on such an expensive crop as celery, when you can get seed which has been tested and proved under Florida conditions? During the past ten years, we have specialized in celery seed, each year making our own selections of stock seed plants in Florida, selecting a few of the very best plants out of thousands in the growing fields. It costs a great deal to produce this kind of seed, but it is worth more to plant.

CELERY

Sow ½ pound in seed-bed to plant an acre.

No vegetable requires more careful handling in seed production than celery. Kilgore's celery seed is not just grown, it is bred, selected and rogued with the best of care and attention under our personal supervision.

CULTURE. For early Celery, first sowings in Florida are made the latter part of June and continue to December. The main sowings for a winter crop are usually made in July or early August, and for the spring crop grown principally on muck they are usually made in October and early November. Celery seed is always planted in seed-beds. The soil must be put in perfect fine condition and made into beds 4 to 8 or more inches high, to prevent overflow in case of heavy rains. When in condition—thoroughly and finely pulverized, well fertilized, moist, and made perfectly smooth and level—sow the seed broadcast or in rows 6 inches apart, using 1 pound of seed to from 125 to 150 yards of bed 3 feet wide. The seed should not be covered but may be pressed lightly into the soil with a very light roller or with a wide board.

Celery plants cannot be grown in the open, especially during summer; therefore we recommend use of burlap or white muslin to be used as a cover, stretching it on a tent-shaped or slanting frame built over the seed-bed, with the sides about 12 inches from the ground. This seed-bed cover will serve to shade and also break the force of heavy rains. It is also advisable to use ground-covers of burlap or old fertilizer bags which have been thoroughly washed out before using to prevent burning of seed sprouts, on the beds when seed is planted, letting them lie flat on the ground until seed begins to germinate. This prevents heavy rains washing seed off the beds and also keeps the ground cooler during hot months, which insures a better stand. After the seed is sown, it is desirable to sprinkle with cool water by means of hand sprinkling pots in order to keep the soil cool and moist, which tends to increase the germination of celery seed during the hot summer months. With surface irrigation, fresh cool water should be circulated continuously around the beds. To control flea hoppers in celery seed-beds use Pyrocid dust. (See page 54.)

When plants in seed-bed are 6 inches high, transplant to the field in double rows 3 to 3½ feet apart, with 7 inches between the double rows, and set the plants 3 to 5 inches apart in the row. The plants may be set in single rows 3 feet apart, allowing 3 to 5 inches between plants in the row. To grow fine Celery, a large supply of moisture and fertilizer is essential from the time the seed is sown in the seed-beds until the crop is ready for harvest. Celery is not a profitable crop to raise without irrigation, and it should receive very heavy applications of high-grade fertilizer, which should be applied before the crop is planted and at frequent intervals during its growth.

Prices quoted on Celery seed are postpaid.

Write for special low prices on larger quantities.

KILGORE'S NEW IMPROVED PRIDE. (105 days.) The Kilgore Seed Company has spent a great deal of time, effort and expense in improving this stock of the Special or Golden Plume type of celery. It is very early in maturity, produces a vigorous growth, with broad, thick ribs, eight to ten inches to the first joint, ranging from 22 to 25 inches over all, making a very attractive pack. Unlike other strains of the Golden Plume or Wonderful type, Kilgore's improved strain of Pride bleaches a little slower and does not go soft as quickly. It develops a good heavy heart, and is an exceedingly heavy yielder of good sizes, with large heavy butts. This is an excellent early winter and spring celery for Florida. One of the finest varieties of celery ever developed for Florida. Has been developed and selected for resistance to premature seed stalk development, and does not go soft or pithy in cold or in hot weather.

Pkt. 5c; ½ oz. \$1.00; oz. \$1.50; ¼ lb. \$4.00;
1 lb. \$15.00.

KILGORE'S WONDERFUL PEARL SPECIAL. (110 days.) This highly selected stock bleaches quickly, and has been selected for large, full heart formation with very broad, thick, long ribs. Does not bolt to seed readily. The plants range from twenty to twenty-three inches over all. This is one of the best varieties of winter and spring Celery of the Special or

Golden Plume type for Florida muck. Our stock is more resistant to hollow-stem, early seeding, and resists Celery diseases better than most stocks of the Special or Golden Plume type. It is an exceptionally heavy yielder of large sizes and one of the finest long-distance shippers. Especially well suited for close culture and for a late spring crop.

Pkt. 5c; ½ oz. \$1.00; oz. \$1.50; ¼ lb. \$4.00;
1 lb. \$15.00.

SCHNECK'S IMPROVED FLORIDA GOLDEN NO. 15. (115 days.) After many years of breeding, selecting, and testing by our breeding department, we introduced this improved variety. It is intermediate between the Old Golden and Special or Golden Plume types, possessing the desirable characteristics of both types. It is recommended especially for a Florida mid-winter crop because it withstands cold weather better than most varieties of the Special or Golden Plume type. Our Improved stock has been selected for uniformly long, thick, round ribs, large full hearts of rich golden yellow color, and for heavy yields of good sizes. The ribs average eight to ten inches to the first joint, are not thin and flat, but are rounded and exceptionally thick. The plants range from 22 to 25 inches over all, making a most attractive pack. This is one of the best varieties for a mid-winter crop in Florida.

Pkt. 5c; ½ oz. \$1.00; oz. \$1.50; ¼ lb. \$4.00;
1 lb. \$15.00.

SARASOTA GOLDEN NO. 99. (NEW) (110 days.) This new strain is an early maturing, very vigorous, tall growing Old Golden type, desirable for mid-winter harvest. It produces very long ribs to the first joint and bleaches quickly for an Old Golden type. It produces good sizes with an exceptionally attractive full heart. The ribs are broad, thick and heavy. This variety is sometimes sold as Golden No. 999, and has become quite popular on heavy muck land soils.

Pkt. 5c; ½ oz. \$1.00; 1 oz. \$1.50; ¼ lb. \$4.00;
1 lb. \$15.00.

SPECIAL UTAH GREEN OR GOLDEN CRISP. (NEW) (120 days.) This select strain was developed for Florida from the Utah variety which was originated in Utah and is grown to a large extent in California, Colorado and other Western States. It produces a fairly vigorous, very compact growth with relatively small, rather deeply cut leaves, and with a very high rib count per plant. The ribs, or stalks, are coarse and rough and rather flat but broad and thick. The ribs are good length to the first joint, averaging about eight inches, with a relatively short, small top growth. This variety is very early in maturing for a green sort, and develops large, high, beautiful golden yellow hearts under paper. The outer stalks turn to a light green under paper. The plant as a whole is lighter green in color than other varieties of the green type. The stalks are stringless, crisp, brittle, tender and have a very delightful nutty flavor.

Pkt. 5c; ½ oz. \$1.00; 1 oz. \$1.50; ¼ lb. \$4.00;
1 lb. \$15.00.

KILGORE'S GREEN FLORIDA PASCAL. (NEW) (130 days.) A very vigorous, compact growing sort, with large, broad, rounded, heavy dark green leaves, and with broad, semi-round, long, very thick, meaty, solid, smooth, glossy, attractive appearing ribs, and with a relatively low rib count per plant. Altho not as full hearted as our Special Utah, it does develop a much better heart than other varieties of the Green Pascal type. The ribs or stalks are of ideal edible quality, being very tender, extremely brittle, entirely stringless, and exceedingly crisp. Even the outermost stalks possess an unsurpassed flavor and are surprisingly rich and nutty. This stock is not subject to premature seeding, and is quite resistant to blight. Seed supply limited.

Pkt. 5c; ½ oz. \$1.25; 1 oz. \$2.00; ¼ lb. \$5.25;
1 lb. \$20.00.

CORN - SWEET

Plant 1 peck per acre.

For Field Corn, See Page 42

This is a crop that never fails to bring profitable returns to Florida truckers when put on the market early.

CULTURE. Plant in well fertilized rows three feet apart, dropping 2 or 3 seeds every 18 inches in the row, leaving one or two plants in a place. When about knee high, apply 150 pounds per acre of Sodium Nitrate and same amount again when the corn begins to silk and tassel. This fertilizer application will greatly increase the yield, and will bring your crop to earlier maturity. For bud worms, use Pyrocide Dust. (See page 54.) Drop a little in the bud. Ship in special corn crates, six to eight dozen to the package. Early plantings are made in Florida from January 1 until March.

LONG ISLAND BEAUTY. (80 days.) This is a late sweet corn especially well adapted to Florida. It produces the largest ears of any variety of true sweet corn, the ears ranging from 11 to 12 inches in length, with eighteen to twenty rows of large glistening white kernels. The husks fit very tightly over the tip, making it difficult for the ear worm to enter. The stalks grow to a height of eight to ten feet. Numerous tests have shown this to be one of the heaviest yielding varieties of true sweet corn for Florida.

¼ lb. 10c; 1 lb. 25c; 2 lbs. 45c; postpaid.
Not prepaid, 11 lbs. (pk.) \$1.40; 44 lbs. (bu.) \$5.00.

GOLDEN GIANT. (70 days.) This is a hybrid of Golden Bantam and an early maturing, large-eared, yellowkerneled variety. It possesses the fine qualities of both parents, and it is considerably larger eared than Golden Bantam. Ears are seven and one-half to eight inches long, with twelve to fourteen rows of large, broad, orange-yellow colored grains. The stalks grow to a height of four to five feet. This is one of the best, high quality, yellowkerneled varieties for Florida.

¼ lb. 10c; 1 lb. 25c; 2 lbs. 45c; postpaid.
Not prepaid, 11 lbs. (pk.) \$1.40; 44 lbs. (bu.) \$5.00.

GOLD BOND. (Improved Golden Bantam.) (65 days.) This variety of yellow sweet corn is similar to Golden Bantam, only slightly later, making it better adapted to Florida growing conditions. The ears are six to seven inches long, with eight to ten rows of large yellow kernels. Although the ears are not large, this is more than made up by its deliciously sweet flavor and tenderness. The stalks grow to a height of three to four feet.

¼ lb. 10c; 1 lb. 25c; 2 lbs. 45c; postpaid.
Not prepaid, 11 lbs. (pk.) \$1.40; 44 lbs. (bu.) \$5.00.



Golden Cross Bantam



Southern Sweet

SOUTHERN SWEET. (80 days.) This variety in numerous tests outyielded other large-eared varieties of Sweet Corn. It has strong, vigorous stalks with deep roots, and is very drought resistant. It is also heat resistant, and due to its very long, tough husks it resists worms. It usually produces two large ears per plant. It stays in the tender roasting ear stage longer than other varieties, and excels other varieties in tenderness and flavor.

¼ lb. 10c; 1 lb. 25c; 2 lbs. 45c; postpaid.
Not prepaid, 11 lbs. (pk.) \$1.50; 44 lbs. (bu.) \$5.50.

COUNTRY GENTLEMAN. (70 days.) This is one of the richest flavored of all sweet corns. The ears are eight to ten inches long, thickly covered with long, narrow, white kernels, without row formation, and borne on a small cob. It is sometimes called "Shoe Peg" corn because of its long, deep grains. The stalks grow to a height of about seven feet.

¼ lb. 10c; 1 lb. 25c; 2 lbs. 45c; postpaid.
Not prepaid, 11 lbs. (pk.) \$1.40; 44 lbs. (bu.) \$5.00.

STOWELL'S EVERGREEN. (75 days.) The ears are eight to ten inches long, with fourteen to twenty rows of large, broad, white kernels. Stalks are seven and one-half to eight feet tall. This is an old standard variety of sugar corn for the Florida home garden and market.

¼ lb. 10c; 1 lb. 25c; 2 lbs. 45c; postpaid.
Not prepaid, 11 lbs. (pk.) \$1.40; 44 lbs. (bu.) \$5.00.

ARISTOGOLD BANTAM HYBRID. (New) (68 days.) This new hybrid sweet corn in our tests here in Florida has shown to consistently out-yield other high quality, yellow sweet corns. The plants are somewhat taller and more vigorous than Golden Cross Bantam. The ears are larger and longer than those of other varieties of this type. This variety has very good ear worm and drought resistance, the ear having long, tight husks. It averages 12 to 14 rows per ear. This hybrid sweet corn seems to be well adapted to Florida growing conditions, and has excellent sugar content and flavor, making for high edible quality.

¼ lb. 20c; 1 lb. 35c; 2 lbs. 60c; postpaid.
Not prepaid, 11 lbs. (pk.) \$2.75; 44 lbs. (bu.) \$10.

GOLDEN CROSS BANTAM. (65 days.) Golden Cross Bantam, a true hybrid corn, has done exceptionally well as an exceedingly high quality, yellowkerneled, early variety in Florida. The stalk is very sturdy, with exceptionally broad, vigorous leaves. Ears are 10 to 14 rowed. Kernels are slightly lighter yellow in color than Golden Bantam. It is more uniform, higher yielding and far superior to any of the ordinary Bantam varieties. Usually produces two ears per plant.

¼ lb. 20c; 1 lb. 35c; 2 lbs. 60c; postpaid.
Not prepaid, 11 lbs. (pk.) \$2.25; 44 lbs. (bu.) \$8.50.

CORN - ROASTING EAR

Plant 7 pounds per acre

CULTURE. Same as for Sweet Corn. See page 14.

GENUINE OKLAHOMA SILVERMINE. (82 days.) Oklahoma Silvermine is a very heavy yielder of exceedingly large heavy ears, requiring only half as many ears to fill a crate as Iowa Silvermine, and many other roasting ear varieties. The cobs are covered with 14 to 18 rows, and run from 11 inches to 13 inches in length. An exceedingly heavy yielder, very resistant to worm damage, and an excellent variety for shipping.

¼ lb. 10c; 1 lb. 20c; 2 lbs. 30c, postpaid.
Not prepaid, 14 lbs. (pk.) \$1.00; 56 lbs. (bu.) \$3.50.

YELLOW TUXPAN. (87 days.) This is a large eared, high yielding variety, with two ears per stalk, and is very resistant to adverse weather conditions. As a roasting ear variety it is considerably sweeter and better flavored than whitekerneled varieties. The cob is white in color. Grown as a field corn, the grains are semi-flint, harder than the whitekerneled Tuxpan and somewhat smaller in size. It develops a good, firm cob which does not become spongy. We most highly recommend this new variety for both roasting ears and as a field corn.

¼ lb. 10c; 1 lb. 20c; 2 lbs. 30c; postpaid.
Not prepaid, 14 lbs. (pk.) \$1.00; 56 lbs. (bu.) \$3.50.

WHITE TUXPAN. (85 days.) This variety of roasting ear corn is highly recommended for the Everglades and South Florida. It grows to a height of 12 to 14 feet. Ears are long, ranging from 12 to 14 inches, large and heavy, with 14 to 16 rows of kernels. Husks are very long and tight, virtually making it impossible for the ear worm to enter. The large ears produced by this variety make it most desirable for shipping and for the market.

¼ lb. 10c; 1 lb. 20c; 2 lbs. 30c; postpaid.
Not prepaid, 14 lbs. (pk.) \$1.00; 56 lbs. (bu.) \$3.50.



Genuine Oklahoma Silvermine

EARLY SNOWFLAKE. (80 days.) This is one of the heaviest yielding early roasting ear varieties for Florida. The ears are large, ten to twelve inches long, well filled with sixteen rows of large, broad kernels, and of very attractive appearance. The long tight husks protect the ears from worms.

¼ lb. 10c; 1 lb. 20c; 2 lbs. 30c; postpaid.
Not prepaid, 14 lbs. (pk.) 85c; 56 lbs. (bu.) \$3.00.

IMPROVED EARLY WHITE DENT. (80 days.) This is an early, heavy yielding variety, producing one to two large ears per stalk. Ears are ten to twelve inches long, with sixteen to eighteen rows of broad kernels. Does exceptionally well in Central and North Florida.

¼ lb. 10c; 1 lb. 20c; 2 lbs. 30c; postpaid.
Not prepaid, 14 lbs. (pk.) 85c; 56 lbs. (bu.) \$2.85.

TRUCKER'S FAVORITE. (75 days.) This is one of the finest, most profitable and most extensively grown very early maturing roasting ear varieties. The attractive ears are ten to twelve inches long, with twelve to fourteen rows of large, white kernels. This variety is also very good for early feeding purposes.

¼ lb. 10c; 1 lb. 20c; 2 lbs. 30c; postpaid.
Not prepaid, 14 lbs. (pk.) \$1.00; 56 lbs. (bu.) \$3.50.

NORFOLK MARKET. (68 days.) This is a very fine, extremely early roasting ear variety. The ears are medium large, averaging about 10 inches long, with good length grain, very tender, and of splendid eating quality. A very good producer.


¼ lb. 10c; 1 lb. 20c; 2 lbs. 30c; postpaid.
Not prepaid, 14 lbs. (pk.) \$1.00; 56 lbs. (bu.) \$3.50.



Early Snowflake

CUCUMBER

Plant 2 pounds per acre.



Kilgore's Improved "A & C" Cucumbers

One of the best bred and most popular cucumbers in existence

Kilgore's Cucumber seed stocks have been especially developed for Florida. All of our Cucumber seed stocks are thoroughly tested each season so we know our stocks are true to type and best suited to Florida conditions.

Kilgore's superior stocks of western-grown Cucumber seed cannot be excelled, as they are grown under irrigation, where the seed-crops can mature perfectly regardless of uncertain dry seasons. This insures fine, plump seed, with high germinating power, rendering chances more certain of a perfect stand and a good crop. Our Bred-Rite brands of Cucumber seed have been so thoroughly screened, and all the light chaffy seed taken out, that they will plant further than ordinary stocks, which also insures better germination and growth of strong, vigorous plants.

CULTURE. Low, black, rich, moist, sandy loam soil is the best for growing Cucumbers. The early "Cukes" are the ones that bring the money, and to get them early you must figure on protecting them with troughs, because they are very sensitive to cold, and sometimes the slightest frost will ruin the crop. Spring planting in Florida begins early in January and continues through February. Plant in rows 4 feet apart in hills 2 feet apart in the drill, dropping 6 to 8 seeds in each hill. Sometimes it is very difficult to get a stand early if the ground is wet and cold, as the seed will rot before it germinates. Frequently two or three plantings have to be made to get an early stand. In fact, many successful growers make three and four

plantings in between hills at intervals of four or five days so that in case of frost or some disaster to the planting that is already up, there is another stand of seed just ready to come out of the ground, which would mean a gain of six to ten days as compared to planting over again. The time gained by several plantings might mean hundreds of dollars in extra profit by securing earlier maturity, as compared to planting over. Eight or ten days' difference in the time of maturity of an early Cucumber crop often makes an enormous difference in the price and returns from the crop.

Cucumbers are pollinated by either hived or wild bees. Under unfavorable conditions or in isolated locations it is always desirable to provide a strong hive of bees in cucumber fields, in order to insure perfect pollination. The bees should not be placed in the field until the cucumbers begin to blossom, in order to provide food for the bees so they will remain in the cucumber fields. Without proper pollination the cucumbers are deformed, or at least a large percentage of bottlenecks and nubbins are produced, due to lack of bees to facilitate proper pollination.

Spraying Cucumbers regularly is a most important factor in producing a crop, therefore we advise spraying with Pyrox every week from the time the plants are up until harvest begins. Frequently rust or blight will destroy a crop in two or three days, when plants have not been sprayed. We strongly advocate the use of Pyrox for Cucumbers to control blight and other diseases. The striped cucumber beetle is the most serious insect pest affecting this crop. The adult beetles eat the leaves, and the larvae feed on the roots and base of the stem, causing a stunted or dwarfed growth. This beetle also spreads bacterial wilt and mosaic disease. The most effective control for striped cucumber beetles and the green pickle worm is dusting with Pyrocide. (See page 54.) Aphids are also a serious cucumber pest, and they may be effectively controlled by the use of Nicotine or Pyrocide dust. (See page 54.)

For an earlier Cucumber crop and as a protection against beetles, use *Hotkaps*. (See page 61.)

It is very important to treat cucumber seed with Semesan before planting. This material kills disease germs in the soil around the young plants. See page 55.

Prices quoted are postpaid.

Write for special low prices on larger quantities.

Growers Who Plant Kilgore's Cucumber Seeds Invariably Are Happy at Harvest Time.



Kilgore's Improved Long Dark Green Cucumbers

This improved strain is displacing many other varieties as an extra fancy market cucumber



Kilgore's Improved Straight-8 Cucumber

KILGORE'S IMPROVED STRAIGHT-8. (47 days.) The plant is vigorous in growth, very prolific and produces symmetrical, almost cylindrical fruits. As indicated by the name, the fruits are perfectly straight, averaging about eight inches long, well filled at the ends and when ready for harvest are smooth and dark green in color. Our improved strain is darker green in color than other strains and exceedingly uniform in size, shape and color, making it an ideal packing and shipping type.

Pkt. 5c; oz. 10c; ¼ lb. 35c; 1 lb. \$1.10.

KILGORE'S IMPROVED "A & C". (50 days.) We are offering seed of this popular variety which was produced by us from seed secured from the originator, and on which we have made special selections in an endeavor to improve this splendid strain still further. The vigorous growing, disease resistant vines produce an abundance of uniform, exceedingly dark green cucumbers, averaging 10 inches long. The fruits are of uniform diameter from stem to blossom end, are rather slim, averaging 1¼ to 1½ inches in diameter, without any bulge in the center, and with practically no taper at the ends. This is one of the best bred and most popular strains of cucumber in existence. A very heavy yielder.

Pkt. 5c; oz. 15c; ¼ lb. 40c; 1 lb. \$1.25.

KILGORE'S IMPROVED LONG DARK GREEN. (50 days.) The vigorous vines of this variety produce an enormous yield of fancy, long (ranging from 9 to 10 inches) cucumbers, very dark green in color clear to the blossom end. The fruits are perfectly straight and cylindrical in shape, not quite as thick as many other varieties, uniform in shape and color, and ordinarily running over ninety per cent fancies.

Pkt. 5c; oz. 15c; ¼ lb. 40c; 1 lb. \$1.25.

COLORADO. (50 days.) This outstanding variety is destined to fill a most important place in the growing of cucumbers in Florida for shipment to northern markets. It holds its intense dark green color and firmness for a long time in transit and on the markets. The fruits are of medium length, averaging from 9 to 10 inches, and are slender, averaging about 1¼ inches in diameter, with a very slight taper at both ends, of exceedingly dark green color with no striping at the blossom end. Very attractive and handsome in appearance and an enormous yielder.

Pkt. 5c; oz. 10c; ¼ lb. 35c; 1 lb. \$1.10.

EARLY FORTUNE. (46 days.) This is the finest strain of long dark green Early Fortune. A heavy yielder, splendid shape, eight and one-half to ten inches long, slightly tapering toward both ends. Holds up well in long distance shipping; very attractive market appearance and of fine edible quality. Desirable as a fall or very early spring cucumber. Does not hold its green color in late spring.

Pkt. 5c; oz. 10c; ¼ lb. 30c; 1 lb. 90c.

GENUINE EARLIEST BLACK DIAMOND. (42 days.) This is an extremely early, very prolific variety of the white spine type of cucumber. The fruits average seven inches in length, are perfectly cylindrical in shape, smooth and of handsome appearance. Fruits are very dark green in color, holding this color long after they are harvested and on the market. An ideal type for long distance shipment.

Pkt. 5c; oz. 10c; ¼ lb. 30c; 1 lb. \$1.00.

WAUCHULA STAYS GREEN — SPECIAL LONG STRAIN. (40 days.) This strain of Stays Green has attracted a great deal of attention in the Wauchula, Florida, cucumber growing section where it has been grown extensively during the past few seasons. The plants, although not as vigorous and spreading as some other varieties, are exceedingly prolific producing an enormous crop of fancy fruits, and extremely early, maturing fruits five to ten days earlier than any other strain or variety of cucumber. The fruits average eight inches in length and are smooth, perfectly cylindrical in shape, well filled at the ends, medium green in color, and very uniform in size, shape and color. This strain is especially well suited for fall and early spring planting in Florida, but not desirable for late spring. It is an enormous yielder.

Pkt. 5c; oz. 15c; ¼ lb. 40c; 1 lb. \$1.25.

COLLARD

Sow ¼ pound in seed-bed to plant an acre, or plant ½ pound per acre in field.

CULTURE. Collard is an old standby for winter greens all over the South. May be started in seed-beds or seed may be planted direct in the field, spacing the plants 2 to 3 feet apart each way, or better 18 to 24 inches apart in 3 foot rows. If it is hot and dry when setting the plants, a moist soil should be selected. Use about 800 lbs. of a 4-7-5 fertilizer per acre before setting plants. Collard can be planted every month in the year in Florida. This vegetable should be included in every family garden as it is very hardy, easy to grow, and will furnish an abundance of "greens" when other vegetables are gone.

Prices quoted are postpaid.

LOUISIANA SWEET (Dark Green Strain). (60 days.) This is an improved strain of the Old Georgia variety, recently developed by Dr. Julian C. Miller of the Louisiana Agricultural Station. Unlike other Collards the leaf blades develop from the base up the entire length of the stem making a very attractive, heavier-foliaged type. The plant has been bred to develop a deep, compact, rosette center with a large mass of thick, tender, dark green leaves entirely free of purple or red color. This new variety is highly recommended for commercial growers and shippers. Slow to go to seed.

Sold Out.

GEORGIA OR SOUTHERN (white stemmed). (60 days.) Plant of the cabbage family, forms a cluster of tender, undulated leaves on a long white stem; withstands heat and adverse soil conditions. Grown widely in Florida and used as greens; of excellent quality when cooked.

Pkt. 5c; ¼ lb. 30c; 1 lb. 90c.

CABBAGE COLLARD. (60 days.) This collard is claimed to be a cross between Georgia collard and Charleston Wakefield cabbage. This collard inherits the hardiness of the collard and some of the heading quality and flavor of cabbage. Heads can be left on the plants all winter and used as needed. Of Georgia origin and well adapted to Florida.

Pkt. 5c; ¼ lb. 30c; 1 lb. 90c.

EGGPLANT

Sow $\frac{1}{4}$ to $\frac{1}{2}$ pound in seed-bed to plant an acre.

We offer the best eggplant seed for Florida. Our northern seed growing fields are thoroughly inspected each season for trueness to type and freedom from mixture.

CULTURE. For a spring crop, plant seed in November, December, and January; for the fall crop, plant in June, July, and August, in muslin or burlap-covered seed-beds. When set in the open, the plants may need some protection from the sun. Many growers use palmetto fans, stuck slanting on the south side of the hill, which will keep the sun from striking the newly set plants with full force. Have rows 5 feet apart and 7 feet between the plants. Use not less than a ton of high-grade fertilizer per acre. It is an excellent plan to spray with Pyrox or some other neutral copper fungicide every 10 days from the time the plants have four or five leaves. It is also advisable to dust Eggplants regularly with sulphur or, better, to spray with Sulfocide, which controls red spider, a serious pest of Eggplants. In harvesting, it is important to cut off any fruits showing signs of fruit rot and to remove them from the field instead of following the common practice of throwing them in the alleyways, where they serve as a source of infection for healthy fruits on the plants.

It is very important to treat eggplant seed with Semesan before planting. See page 55.

Prices quoted are postpaid.

Write for special low prices on larger quantities.



Kilgore's Bred-Rite Fort Myers Market

A Highly Developed Strain Originated in Florida and Was First Introduced by Kilgore.

KILGORE'S BRED-RITE FT. MYERS MARKET. (120 days.) This variety was originated and developed in the Fort Myers, Florida, section, where it has been giving eggplant growers phenomenal success the last few years. Our breeding department has made special selections in order to improve the variety for uniformity in type of plant, size, shape and color of fruit. Our eggplant seed growing fields are located in the North and are inspected by a member of our force at harvest time, for freedom from disease, uniformity and trueness to type. In numerous tests which we have conducted with our improved type of this variety in different parts of Florida, we have found it to be superior to others in the fact that it produces immense yields of large sized fancy fruits over a long period. The plants are very resistant to blight and other diseases. The plants are of the high-bush type, producing a very tall, vigorous growth. The fruits are long, oval or egg-shaped, never producing a necky stem end, and they possess an intense deep black color so much in demand among buyers and in the markets.

Pkt. 5c; oz. 40c; $\frac{1}{4}$ lb. \$1.25; 1 lb. \$4.50.

KILGORE'S BRED-RITE MANATEE SPECIAL. (115 days.) This is a distinct type of Eggplant, originated and developed in Manatee County, Florida. It possesses characteristics of both Florida High-Bush and Black Beauty varieties. The plants are of high-bush character, being taller and more vigorous than Black Beauty and other low-bush sorts, although not quite so tall as the true Florida High-Bush. The fruits, on the other hand, are shorter and thicker than Florida High-Bush, oval in shape, and of a beautiful rich black color. They are quite similar to Black Beauty in shape and color. Free of streaked and off-color fruits. The sturdy, vigorous bush holds the fruits well off the ground, thus preventing rot. Extremely early, hardy and very productive, withstanding heat, drought, and heavy rains better than many other varieties.

Pkt. 5c; oz. 40c; $\frac{1}{4}$ lb. \$1.15; 1 lb. \$4.00.

FLORIDA HIGH-BUSH. (125 days.) This is a very heavy-yielding stock. The plants are vigorous, tall and upright in growth, holding all the fruits well off the ground, thus preventing rot. They resist drought, blight and wet weather better than most other varieties. The fruits are elongated, cylindrical in shape, and of a dark purplish color. An excellent shipper and a good keeper.

Pkt. 5c; oz. 40c; $\frac{1}{4}$ lb. \$1.15; 1 lb. \$4.00.

NEW ORLEANS MARKET. (120 days.) This special and distinct development of the high-bush type of Eggplant was selected for larger, shorter fruits than are produced by Florida High-Bush. They are dark purple, of better shape and color than other high-bush strains, and of a very attractive market appearance. Bears all its fruits entirely off the ground. Resists heat and drought. A heavy yielder and an excellent shipper.

Pkt. 5c; oz. 40c; $\frac{1}{4}$ lb. \$1.15; 1 lb. \$4.00.

NEW YORK IMPROVED PURPLE (Spineless). (120 days.) A popular low-bush variety, slightly later than Black Beauty, and producing larger oval fruits, dark purple in color.


Pkt. 5c; oz. 40c; $\frac{1}{4}$ lb. \$1.15; 1 lb. \$4.00.

BLACK BEAUTY. (115 days.) This is a very early variety of the low-bush type, producing a low, bushy plant with large, very beautiful, glossy black fruits, short, thick and oval, or egg-shaped. Desirable sort for market as the fruit holds its color a long time.

Pkt. 5c; oz. 40c; $\frac{1}{4}$ lb. \$1.15; 1 lb. \$4.00.

ENDIVE

Sow $\frac{1}{2}$ to 1 pound in seed-bed to plant an acre.



Kilgore's Improved Florida Deep Heart Escarolle

CULTURE. Plant from August to February in seed-beds the same as lettuce. Set in rows 24 inches apart and a foot apart in the row. Endive makes a fine salad, is valuable for flavoring soups and stews, and for greens.

Prices quoted are postpaid

Write for special low prices on larger quantities.

ESCAROLLE — KILGORE'S IMPROVED FLORIDA DEEP HEART. (70 days.) One of the very best and most profitable types to grow commercially. In great demand on northern markets, and well adapted to Florida soil and climatic conditions. The leaves are large, broad, thick, slightly crumpled, of medium green color, with thick, nearly white midribs. Our improved stock of this variety is of the full-heart type, developing an upright growth, producing a very heavy, thick matted plant with large, deep, well-blanching hearts, which blanch to a creamy white. Our tests indicate this stock to be harder than other full-heart strains, and to stand long-distance shipment better. This new, improved variety has completely replaced the old Broad Leaved Batavian in commercial production.

Pkt. 5c; oz. 15c; $\frac{1}{4}$ lb. 40c; 1 lb. \$1.25.

GREEN CURLED. (Green Ribbed, Ruffec Strain.) (70 days.) Sometimes called "Chicory." A hardy vigorous sort, with deep green, curled, finely cut leaves, giving a mossy appearance. The midrib is thick, broad, green, tender and fleshy. A dense mass of deeply divided leaves forms the head which blanches readily to a beautiful creamy white. The plant is hardy and vigorous.

Pkt. 5c; oz. 15c; $\frac{1}{4}$ lb. 30c; 1 lb. \$1.00.

THE KILGORE SEED COMPANY has had over 30 years of experience in Florida, studying the particular seed requirements of Florida growers. *The Kilgore seed-growing fields are located in the NORTH and WEST, not in Florida.* They are thoroughly inspected each summer for freedom from disease and trueness to type by an experienced member of our organization. In this way, we are certain that our seeds are grown under proper conditions and that all off-type plants are destroyed before flowering and seeding.

GARLIC

Garlic sets come in the form of large Garlic bulbs which are divided into so-called sets or cloves, which are planted the same as onion sets, in rows 12 to 20 inches apart, setting the cloves 3 to 6 inches apart in the row. Garlic is a southern crop and does exceptionally well in Florida. The bulbs are used for flavoring soups and stews. They should be stored in a dry, airy place until used.

$\frac{1}{2}$ lb. 30c; 1 lb. 50c.

KOHL RABI

Plant 1 ounce to 50 feet of row.

CULTURE. Plant in rows $1\frac{1}{2}$ to 2 feet apart, thinning to from 4 to 6 inches apart in the rows. Planting every ten days will give a succession of tender, fleshy stems until hot weather. Start fall planting in September, and successive plantings can be made until early spring.

EARLY WHITE VIENNA. (50 days.) Extremely early, with distinctly small tops. The fleshy stems, or so-called bulbs, are formed above ground and are very light green or nearly white, very tender and delicate, and of best quality when used before fully grown. Prepared by slicing and boiling the same as turnips.

Pkt. 5c; oz. 25c; $\frac{1}{4}$ lb. 75c; 1 lb. \$2.50.

KALE

Plant 1 ounce to 50 feet of row.

CULTURE. Kale is extensively grown in Florida for "Greens." Plant in Florida from August to April, in rows 2 feet apart, and for large plants thin to 20 inches apart in the row. The plants are extremely hardy, withstanding the coldest winter in any part of Florida. The plants also stand heat, and can be grown almost the year around in Florida, except in mid-summer.

DWARF GREEN CURLED SCOTCH. (70 days.) This is the most desirable hardy variety for Florida and for the markets. It forms a handsome, dwarf, spreading plant with many long, heavy, finely curled, attractive, bright green leaves. The flavor of the leaves when boiled like spinach is delicate and enticing, making it popular wherever grown.

Pkt. 5c; $\frac{1}{4}$ lb. 30c; 1 lb. \$1.00.

LEEK

Sow $2\frac{1}{2}$ lbs. in seed-bed to plant an acre, or plant 4 lbs. per acre in field.

CULTURE. Leek seed may be planted any time during the fall or winter direct in the field, or preferably in seed-beds, in good rich soil. When plants in seed-beds are six to eight inches high, transplant to rows sixteen to eighteen inches apart, and 3 to 4 inches apart in the row, or thin out to this spacing in the field. As the plants grow, it is well to cultivate and draw the earth to them. Leek is a kind of onion that does not form a bulb. The long, thick, fleshy blanched stems of leek when boiled and served with a butter or cream dressing are delicious. They are also used for seasoning and flavoring soups and stews, and in salads, and may be eaten like green onions. Leeks are considered superior to green onions because of sweeter, milder flavor, and the larger, thicker stems produced. The stems are eight to ten inches long and $1\frac{1}{2}$ inches thick. When marketed they are tied in bunches with twelve Leeks to a bunch.

LARGE AMERICAN FLAG. (80 days.) This is by far the heaviest yielding and the best variety for Florida growing conditions. It makes larger and thicker, more fleshy stems than other varieties.

Pkt. 5c; oz. 40c; $\frac{1}{4}$ lb. \$1.25; 1 lb. \$4.50.

LETTUCE

Sow $\frac{1}{2}$ to 1 pound in seed-bed to plant an acre, or plant 1 to $1\frac{1}{2}$ pounds per acre in field.


CULTURE. First sowings are made in Florida the beginning of September and continue until March. Low, damp soil is best suited for this crop. Lettuce must be grown rapidly in order to give it size, tenderness, crispness, and high edible quality. Therefore, the land must be highly fertilized and moist. In Florida about one ton per acre of 4-5-5 fertilizer is commonly used for this crop, except the Iceberg type, where 800 to 1200 pounds per acre of a 3-8-8 fertilizer is recommended. It is advisable to treat lettuce seed with Semesan just before sowing, which has a tendency to repel ants and prevents them from carrying seed away. Broadcast the seed on good moist beds that have been thoroughly prepared, or sow in rows six inches apart and use a light roller to press seed into soil. A pound of seed sown broadcast plants a bed three feet by a hundred yards. Place burlap or well-washed old fertilizer sacks over the beds until seeds sprout. Old fertilizer sacks must be thoroughly washed before using to prevent burning of seed sprouts. Be sure seed beds are kept thoroughly moist at all times after the seed is planted. In hot weather germination may be hastened and improved by placing moistened lettuce seed in moist cloth in the icebox for several days before sowing. In level culture lettuce plants are usually set 15 by 15 inches in the field, or in rows $1\frac{1}{2}$ to 2 feet apart, and 12 to 15 inches in the row. Plants should be watered as set in field.

Prices quoted are postpaid.

Write for special low prices on larger quantities.

KILGORE'S ICEBERG NO. 44 (Improved Florida Strain). (85 days.) After many years of experimentation and testing, we at last selected in this variety a strain of the Iceberg type that will withstand the heat and high humidity in Florida better than any other strain or variety of this type. This variety is exceedingly slow to go to seed, even if started in hot weather of early fall, or if grown in very late spring in Florida. It is the safest variety of the Iceberg type from the standpoint of high temperature tolerance. It matures slightly earlier, makes slightly smaller, flatter and broader heads than No. 847. To get good size requires somewhat heavier fertilization than No. 847. It produces exceedingly solid, hard heads, of high quality over a long season. It can be planted earlier—before September 25th, and later—after December, than can be No. 847 in Central and South Florida. It is especially well suited for Florida muck lands and for production in South Florida where winters may be very mild.

Pkt. 5c; oz. 25c; $\frac{1}{4}$ lb. 60c; 1 lb. \$2.00.



Kilgore's Iceberg No. 44
Especially Developed for Florida

KILGORE'S IMPROVED FLORIDA ICEBERG NO. 847. (90 days.) This strain makes large, hard heads during the cool mid-winter months in Florida. The thick, smooth leaves, cap or fold well over the head. Heads have a very large frame, with a solid, compact, well bleached base, are round in shape and medium green in color, and are very large and heavy. This variety should be grown slowly with less fertilizer than other varieties and strains of lettuce, not over 800 to 1200 lbs. per acre of a fertilizer high in potash. This variety is somewhat more sensitive to heat than No. 44 Iceberg, and is especially recommended for a crop to be harvested in mid-winter in Florida, at which season it produces heads of the highest quality. It should not be planted prior to October 15th, or after December 15th, in Central and South Florida.

Pkt. 5c; oz. 20c; $\frac{1}{4}$ lb. 50c; 1 lb. \$1.75.

KILGORE'S ICEBERG NO. 850. (New) (88 days.) This new variety of the Iceberg type is somewhat similar to No. 847 in shape and size, but is less susceptible to injury in high temperatures in the seedling stage, and is especially valuable therefore for early fall plantings made in September and October in Central and South Florida. It makes a large (somewhat larger than Iceberg No. 44), hard, firm head, rounder and somewhat smoother in appearance than No. 847, very slow to go to seed in hot weather. The butts bleach extremely well, and the leaf ribs at butt are not objectionably prominent. Makes a most attractive commercial pack.

Pkt. 5c; oz. 25c; $\frac{1}{4}$ lb. 60c; 1 lb. \$2.00.

KILGORE'S BERRY STRAIN NO. 44 ICEBERG. (85 days.) This strain is claimed to be a cross between No. 847 and No. 44, and in test plantings made at Sanford, Fla., it has proven to be especially well suited to light sandy soils. It makes large, broad, hard, flat heads similar to No. 44, and is exceedingly slow to go to seed.

Pkt. 5c; oz. 25c; $\frac{1}{4}$ lb. 60c; 1 lb. \$2.00.

KILGORE'S IMPROVED WHITE BOSTON. (68 days.) Similar to our Bred-Rite Big Boston, although a trifle earlier and slightly lighter shade of green without the brownish tinge at the borders of the outer leaves. Our improved strain has been developed to produce large-sized heads similar to Big Boston.

Pkt. 5c; oz. 15c; $\frac{1}{4}$ lb. 35c; 1 lb. \$1.25.

BIG BOSTON. (70 days.) The heads are of cabbage or butter-head type, large-sized, broad, slightly spreading, globular, with a broad shoulder at the base. The outer leaves are broad, almost smooth, but wavy at the edge, medium light green with a tinge of brown on outer leaf margins.

Pkt. 5c; oz. 10c; $\frac{1}{4}$ lb. 30c; 1 lb. \$1.00.

MIGNONETTE. (65 days.) An early maturing, exceedingly high quality, small, crisp head lettuce, not grown for commercial shipment, but useful for the Florida home gardener and for local markets because of its exceedingly high edible quality, it being deliciously sweet flavored, crisp and tender.

Pkt. 5c; oz. 20c; $\frac{1}{4}$ lb. 50c; 1 lb. \$1.75.

BLACK-SEEDED SIMPSON. (60 days.) The best large, very early, non-heading or leaf variety. The leaves are very broad, much blistered and crumpled, and excessively frilled on the borders, light yellowish green in color, very tender, of fine delicate texture, and of excellent quality.

Pkt. 5c; oz. 10c; $\frac{1}{4}$ lb. 30c; 1 lb. \$1.00.

ROMAINE (WHITE PARIS COS OR TRIANON COS) (70 days.) This variety forms a large, medium green, well-folded head with blunt top, and when properly grown it is very sweet, crisp, mild, and of fine quality.

Pkt. 5c; oz. 10c; $\frac{1}{4}$ lb. 30c; 1 lb. \$1.00.

KILGORE'S MAMMOTH ROMAINE. (85 days.) Our Mammoth Romaine is taller and much more vigorous and makes much larger heads with correspondingly heavier yields compared to other strains of Romaine or Cos lettuce.

Pkt. 5c; oz. 10c; $\frac{1}{4}$ lb. 30c; 1 lb. \$1.00.

MUSTARD

Good Green Food For Your Poultry ■ Well ■ For Table Use
Plant 4 pounds per acre.

CULTURE. Mustard will come in quicker than any other sort of "greens." Sow from June to March in good, rich garden soil in rows 24 inches apart, and thin to 12 inches in the row.

Prices quoted are postpaid.

Write for special low prices on larger quantities.

FORDHOOK FANCY. (60 days.) A very vigorous, strong grower, producing beautiful dark green leaves which weave outward like a fine ostrich plume. A very heavy yielder. The plants stand a long time without bolting to seed and do well in hot weather. Of good quality, the flavor being very mild. Fine for greens and salads.

Pkt. 5c; ¼ lb. 25c; 1 lb. 75c.

KILGORE'S FLORIDA BROAD-LEAF. (60 days.) Plants are rather tall and upright, producing considerable more leaf-growth than other varieties. When boiled, leaves are of excellent quality. This variety stays in condition without bolting to seed longer than other sorts, which makes it a valuable sort for spring planting in Florida.

Pkt. 5c; ¼ lb. 25c; 1 lb. 75c.

TENDERGREEN JAPANESE MUSTARD SPINACH. (30 days.) Altho not a true Mustard, it is like a quick-growing, mild Mustard, with a spinach flavor, and remains tender even in dry, hot weather. An all-season plant as it withstands heat and may be planted throughout the spring and summer. The large, oblong leaves are very dark green in color, fairly smooth, with small white midribs. Very slow to bolt to seed. It ships well and the demand on the market is growing.

Pkt. 5c; ¼ lb. 25c; 1 lb. 75c.



Tendergreen Japanese Mustard Spinach
Especially Adapted to Florida

For many years, the Kilgore Seed Company has specialized in vegetable seeds for Florida, until today we pride ourselves in the reputation we have gained of handling the very best seeds that can be procured anywhere for Florida growers.



Front row leaves: Tendergreen, Florida Broad-Leaf, Southern Giant Curled. Plant at rear: Fordhook Fancy.

SOUTHERN GIANT CURLED. (60 days.) Plants are vigorous and hardy, of upright, spreading growth. The leaves are large, light green, much crumpled and frilled at the edges and very attractive in appearance. A very popular variety because of its vigorous growth, hardiness, and slightly pungent flavor and crisp, tender texture.

Pkt. 5c; ¼ lb. 25c; 1 lb. 75c.

CHINESE SMOOTH-LEAF. (60 days.) A very desirable sort with large, light green, plain or smooth leaves. Grows to larger size than the curled varieties. The plant grows rapidly and is somewhat spreading in habit. The leaves are very tender, succulent, mild, and free of bitter taste.

Pkt. 5c; ¼ lb. 25c; 1 lb. 75c.

WHAT IS MEANT BY

**KILGORE'S
BRED-RITE
SEEDS**

TRADE MARK

Kilgore's Bred-Rite seeds are especially suited to Florida and the West Indies. They are the result of over thirty years of careful study, experimentation, and testing, in an endeavor to develop special stocks of seed to meet the requirements of Florida growers. No effort, labor, or expense has been spared in breeding, selecting, re-selecting, roguing, cultivating, handling, cleaning, and grading to produce in Kilgore's Bred-Rite seeds the highest quality obtainable. This high-standard seed means greater vigor, productiveness, trueness to type, uniformity, and freedom from disease. The same principles are used in developing Kilgore's Bred-Rite seeds as in breeding fine live stock. It costs more to produce this high-quality seed and it is worth more to plant.

The best land, most expensive fertilizer, and most efficient labor will not give maximum returns unless you start with good seed. For best results, plant Kilgore's Bred-Rite seeds.

OKRA

Plant 8 pounds per acre.



Kilgore's Bred-Rite Perkins Long Green Okra
A Standard Variety in Florida

Okra does wonderfully well all over Florida where the young seed pods are used in different ways and are highly esteemed. In addition to being served alone, pods are used in soups and stews to which they give body. It is a healthful vegetable, and should be planted in every Florida garden. We have done a great deal of work on our seed stocks of this valuable Florida vegetable.

Our Okra seed-growing fields are located, not in Florida, but in the upper South in order to insure earliness in maturity not found with seed grown further south. In addition, each year, we make special selections for stock seed from only the earliest-maturing plants. Our seed-growing fields are carefully rogued so as to eliminate all slightly off-type plants. We are confident we have the best strains of Okra seed obtainable anywhere.

CULTURE. Okra can be planted in Florida any time from February until September, but it is a warm-weather plant and will not do much until the ground becomes warm; in fact, the seeds are hard to germinate when the ground is cold. It can be planted in almost any kind of soil. You do not get big money out of an Okra crop at any one time, but it continues to bear for several months. We consider it one of the easiest and safest money crops that can be planted. Plant in rows 3 to 4 feet apart and sow thinly in the drill. When three to four inches high, thin out to one stalk every ten to fifteen inches. It is claimed Okra will start bearing earlier if left rather thick in the row. Okra should be cut every second day. If this is not done some of the pods become too hard and the young plants will stop bearing pods. Plants should bear for several months after harvesting starts. Okra does best on sandy loam soil with a fair amount of fertility.

Prices quoted are postpaid.

Write for special low prices on larger quantities.

KILGORE'S BRED-RITE PERKINS LONG GREEN. (42 days.) To obtain maximum results with Okra, it is just as important to plant pure, well-bred, high-yielding seed as with other crops. In our Bred-Rite Long Green we offer the very best Okra seed it is possible to produce. This is a very heavy producer, extremely early, and a sure money-maker when grown for market. The pods are long—usually about 8 inches—straight, slender, pointed, intense dark green, and they retain their tenderness and color longer than any other sort. Our improved stock of this variety is extremely productive, the plants, which range from 5 to 6 feet in height, being literally covered with pods from the ground up.

Pkt. 5c; ¼ lb. 15c; 1 lb. 50c.

KILGORE'S LOW-BEARING LONG GREEN. (45 days.) This is an improved, highly bred, specially selected pure stock which we have developed for Florida growers. The plant is of dwarf growth, ranging from 2½ to 3 feet in height. The pods are set very close to the ground and are very thickly set up the entire length of the stalk, often developing 30 to 40 pods on a 3-foot plant. Pods are green, average 8 inches in length, are pointed, tender and of good quality. A very good shipper and ideal for home use.

Pkt. 5c; ¼ lb. 15c; 1 lb. 50c.

WHITE VELVET. (45 days.) This is an old standard variety in Florida and is grown principally for home use and local market. We have an exceptionally true stock of this Okra. Plants grow to a height of 3½ feet, mature early, and are very productive. The pods are round, long, averaging about 7 inches, smooth, free of ridges, very tender, of medium size, and are nearly white in color. The very best of all smooth white varieties.


Pkt. 5c; ¼ lb. 15c; 1 lb. 50c.

GREEN LADY FINGER. (45 days.) Plants are rather dwarf, ranging from 3 to 4 feet high, extremely productive of small, straight, slender, uniform, dark green pods. Smaller and more slender than Perkins. When right to pick, pods are smaller and more uniform than Perkins. Our strain of Lady Finger is not the smooth, round, White Velvet type which some seedsmen offer under the name of Lady Finger.

Sold Out.

CLEMSON SPINELESS. (NEW) (45 days.) This is an entirely new type of okra, originated and developed by the South Carolina Agricultural Experiment Station. The plants are semi-dwarf, growing to a height of 3½ to 4½ feet on fairly good soil. They produce uniform, large pods of medium length, averaging about 8 inches, dark green in color, and entirely free from spines, thus making it easy to pick without discomfort. Pods can be shipped and will go well on any market taking Perkins Long Green. Plants are close-jointed, thus producing an enormous yield. Our strain of this variety is highly bred, uniform, and one of the purest and best fixed of any okra ever released, the fields showing practically no variation in plant type or pods.

Pkt. 5c; ¼ lb. 25c; 1 lb. 75c.



Clemson Spineless Okra

ONION

Sow 3 pounds in seed-bed to plant an acre,
or plant 5 pounds per acre in field

CULTURE. First plantings are made the first of September and continued until March. October and November are the best months to plant. In Florida the seed is generally planted in the open field, where the onions are to grow, in rows 18 inches apart, and when 4 to 5 inches high they are thinned out to 2 to 3 inches apart in the drill. Those taken out can be used to transplant any possible skips. Onion seed can also be planted in seed-beds and transplanted to the field later. This is a safe and sure method, and is becoming very popular in Florida. Transplanting generally produces less splits and more first grade onions.

Prices quoted are postpaid.

Write for special low prices on larger quantities.



Early Grano or Earliest Express (New)

EARLY GRANO OR EARLIEST EXPRESS. (New) This new onion is much earlier than the Sweet Spanish, which it somewhat resembles in shape, color and quality. It matures even earlier than the Bermudas. Bulbs are of light brown or cream color, globe or mostly top-shaped, slightly tapering toward the root, of large size, with pure white flesh. Exceedingly mild in flavor with a very sweet taste. Quite resistant to thrips. This is the earliest maturing onion for Florida and the South, and is more resistant to premature seeding than other varieties. In our trials, this variety shows more promise as one especially suited to Florida growing conditions than does any other variety. Seed supply limited.

Pkt. 5c; oz. 45c; 1/4 lb. \$1.40; 1 lb. \$5.00.

LARGE YELLOW SWEET SPANISH. This is the finest strain of this sort ever introduced. The mature bulbs usually weigh one and one-quarter pounds and measure four inches in diameter. They are perfectly globular in shape, light glossy yellow in color, and are exceedingly attractive in appearance. The bulbs are very mild and sweet, and are of exceptionally fine quality. This strain is particularly well adapted to Florida sandy loam soils, but is not recommended for muck. Later in maturing than Bermudas.

Pkt. 5c; oz. 40c; 1/4 lb. \$1.40; 1 lb. \$5.00.

CRYSTAL WAX BERMUDA. (Imported; Teneriffe, Canary Islands Grown.) Early maturing, flat in shape, of beautiful waxy white color, exceedingly attractive in appearance.

Pkt. 5c; oz. 35c; 1/4 lb. \$1.00; 1 lb. \$3.50.

YELLOW BERMUDA. (Imported; Teneriffe, Canary Islands Grown.) We have a superior strain of this standard variety, especially adapted to Florida conditions. Bulbs of light straw-yellow color, of medium size, flat, early in maturity. Flesh is mild and sweet.

Pkt. 5c; oz. 35c; 1/4 lb. \$1.00; 1 lb. \$3.50.

RED BERMUDA. (Imported; Canary Islands Grown.) Our Red Bermuda onion seed is grown on a separate island from other Bermudas to keep this strain absolutely pure. This is a well known, standard variety in the West Indies, where it is grown more extensively than other Bermuda varieties, because it stands the high temperature and humidity conditions of the tropics better than other varieties, and also is a better keeper than other Bermudas and not so subject to splitting. The onions are of medium to large size, flat, with mild sweet flavor. The color is a deep red. It is very early in maturity.

Sold Out

LOUISIANA RED CREOLE. Well adapted to Florida, very productive, of small to medium size, solid, semi-globe shaped Onions of light pink color. Strong in flavor, but one of the very best keepers. Seed supply extremely limited.

Pkt. 5c; oz. 40c; 1/4 lb. \$1.25; 1 lb. \$4.50.

AUSTRALIAN BROWN. We have the true Buckskin strain, noted for its exceptional keeping qualities. Bulbs are of medium size, semi-globe shaped, very firm and solid, and the skin is very thick and chestnut brown in color. Rather strong in flavor, but a wonderful keeper in warm climates. Grows slowly and is late in maturity.

Pkt. 5c; oz. 25c; 1/4 lb. 75c; 1 lb. \$2.50.

KILGORE'S LONG WHITE BUNCHING. This onion has been developed especially to satisfy the demand for a variety that develops long white green onions of attractive appearance when bunched, and of mild sweet quality. This variety makes a very long stem, nearly twice as large as ordinary bunching onions, pure white in color, and without the slightest trace of a bulb. These onions grow in clusters, 3 to 5 onions being on one plant. Seed supply limited.

Pkt. 5c; oz. 35c; 1/4 lb. \$1.00; 1 lb. \$3.50.

ONION SETS

Plant 6 to 8 bushels of Sets per acre.

One bushel weighs 32 pounds.

Set out in rows 1 1/2 feet apart and 2 to 3 inches apart in the row. Plant from September to March.

Onion Set prices are F.O.B. Plant City, except quarts or less, which are prepaid.

YELLOW BERMUDA. Pt. 25c; qt. 35c; pk. 75c; bu. \$2.50.

CRYSTAL WAX BERMUDA. Pt. 25c; qt. 35c; pk. 80c; bu. \$2.75.

Sets of the above two varieties are available from August to November.

Sets of the following two varieties are available from September to March:

YELLOW DANVERS. Pt. 25c; qt. 35c; pk. 75c; bu. \$2.50.

WHITE SILVERSKIN. Pt. 25c; qt. 35c; pk. 80c; bu. \$2.75.

PARSLEY

Plant 1 ounce to 150 feet of row, or 3 pounds per acre.

CULTURE. Parsley can be planted in the fall or spring, in drills 18 inches apart, and thin to 4 to 6 inches in the row. Seed is very hard to germinate and it often takes from two to three weeks to produce a satisfactory stand.

EXTRA TRIPLE CURLED. (90 days.) The plant is very compact, leaves very dark green, exceedingly finely cut, and extremely highly curled. Very valuable for flavoring, garnishing and decorative purposes.

Pkt. 5c; 1/4 lb. 25c; 1 lb. 80c.

PARAMOUNT. (90 days.) Plant very vigorous in growth, usually 12 inches tall and spreading 20 inches when given sufficient room, with very long, stout stems for bunching. Color is an unusually dark green. This variety has been most highly bred and selected for uniform, attractive, triple curled leaves of very dark green color.

Pkt. 5c; 1/4 lb. 25c; 1 lb. 80c.

PARSNIP

Plant 1 ounce to 150 feet of row.

CULTURE. Parsnips do best on deep, rich, sandy soil. Sow seed in Florida from September to December, in rows 1 1/2 to 2 feet apart; cover with one-half inch of soil. When plants are well up, thin to 4 inches apart in the row. Parsnip seed germinates very slowly.

IMPROVED HOLLOW CROWN. (120 days.)

Pkt. 5c; oz. 20c; 1/4 lb. 60c; 1 lb. \$2.00.

PEPPER

Sow $\frac{1}{2}$ to 1 pound in seed-bed to plant an acre.



Kilgore's Bred-Rite Florida Giant
A Kilgore Introduction

We have specialized in pepper seed for many years, and we challenge any one to furnish better pepper seed for Florida.

Peppers are among the best-paying Florida truck crops, and the harvest season is so long that even though the crop comes in on a poor market, the chances are that the market will have time to strengthen before they are nearly through fruiting, which certainly gives them more latitude for a paying crop than almost any other vegetable.

Hammock or muck land, or rather moist soil, is best suited for this crop, although any medium-good soil, properly fertilized, will grow good Peppers.

CULTURE. Plants are started in seed-beds. In Manatee County and other sections of Florida, peppers, like egg-plants, are started in cloth-covered beds. For a fall crop, sow the seed in June, July, and August; for a long season winter crop on the East Coast, plant in September and October. For an early spring crop in Manatee County and other Florida West Coast sections, sow in November.

Peppers are much more hardy than eggplants. However, it takes a very high temperature to germinate either seed, and it is usually very difficult to get a stand when the ground is wet and cold. Make rows 3 to 4 feet apart and set plants 18 to 20 inches apart in the row. Inasmuch as this crop is in bearing so long, it is most profitable to make several applications of fertilizer, using 400 pounds to an acre every twenty days until at least a ton has been used.

Kilgore's Bred-Rite Pepper seed has given the best results for many years in Florida. Our stocks are selected for early maturity, high yield, and trueness to type.

Pyrox is the very best spray for pepper plants, as it will stick perfectly to the smooth foliage. We recommend its use regularly to control rust and other diseases. To control aphids and the Mexican pepper weevil use Pyrocide dust. (See page 54.) It is very important to treat pepper seed with Semesan before planting. (See page 55.)

Prices quoted are postpaid.

Write for special low prices on larger quantities.

KILGORE'S BRED-RITE FLORIDA GIANT. (120 days.) This variety produces an abundant yield of large, heavy fruits over a long period. The plants are resistant to disease and, like the fruits, are dark green in color, compact but vigorous and upright in growth. Although slightly later than World Beater, they are extremely heavy producers, often bearing six to eight large fruits at one time. They produce over a much longer season than does World Beater, and stand adverse conditions better than other varieties.

Florida Giant makes much heavier pods than other sorts, averaging over 60 pounds per crate in weight compared to other varieties which range from 42 to 44 pounds per crate. The fruits are longer than California Wonder and other thick-meated peppers, usually 4 to 4½ inches long and 3 to 3½ inches in diameter.

This pepper is exactly the type which produce dealers have sought for years. The thick, fleshy walls, large size, heavy weight, dark green color, and smoothness of the fruit will sell it at a premium on any market. The fruits are much heavier than other varieties, and because of the thickness and firmness of the wall, it is the best shipping sort ever introduced. The fruits pack well and do not wilt in long-distance shipment, but hold their smooth, glossy, dark green appearance for a long time. This type carries better than others for long-distance hauling by trucks. We highly recommend this Pepper as one especially suited to Florida growing conditions.

Pkt. 5c; oz. 40c; $\frac{1}{4}$ lb. \$1.25; 1 lb. \$4.50.

KILGORE'S BRED-RITE WORLD BEATER. (115 days.) This is the genuine World Beater and is not like stocks generally sold under that name. It is a cross between Ruby King and Chinese Giant, having the longer form and earliness of Ruby King with the size of Chinese Giant. A great deal of breeding and selection has been done to bring this superior stock to its present high standard of perfection, as to uniformity, trueness to type and high yield. Our stock is very productive, the strong, vigorous plants often producing twenty-four marketable peppers, which are pendant but held well above the soil. It matures a big crop very early, the fruits being 4½ inches long by 3½ inches in diameter, broad at the blossom end, slightly elongated, with four lobes. The fruits are large, meaty, of very attractive market appearance, and of excellent shipping quality.

Pkt. 5c; oz. 40c; $\frac{1}{4}$ lb. \$1.15; 1 lb. \$4.00.



Kilgore's Bred-Rite World Beater



Kilgore's Super Improved Colossal Peppers
Grown by Walton Bros. at Pompano, Florida

KILGORE'S SUPER IMPROVED COLOSSAL. (110 days.)

After several years of very expensive, special breeding and selection work, we have developed a superior strain of the Colossal variety. The plant is very heavy, strong and vigorous, with exceedingly large, heavy leaves which protect the fruits from sun scalding. The plants produce an immense yield of large, uniformly thick-fleshed, four-lobed fruits, about five inches long and four and one-half inches wide. It takes very few of these large fruits to fill a one and one-half bushel crate. Unlike other strains of large fruited peppers, this improved strain continues to produce large fruits over a very long period, making a heavy top set at the same time it matures a large crop of early fruits. Pepper growers who want heavy yields of very large size fruits throughout the season should by all means plant some of this Super Improved strain. This variety survives poor growing conditions and still produces a heavy crop of large, fancy fruits better than other varieties.

Pkt. 5c; oz. 45c; ¼ lb. \$1.40; 1 lb. \$5.00.

EARLY CALWONDER. (115 days.) An early maturing strain of California Wonder, maturing 7 to 10 days ahead of other strains of this type, and according to our Florida tests this strain holds up and produces large size fruits over a long season. The plant is not as tall and erect in growth as regular California Wonder, but is more dwarf and spreading, although very vigorous and prolific. The fruits are three and four lobed and very attractive in appearance, being smooth, dark green in color, uniform and very thick meated. This extra early strain should be planted by every grower interested in a thick meated type of pepper.

Pkt. 5c; oz. 40c; ¼ lb. \$1.25; 1 lb. \$4.50.

LONG RED CAYENNE OR FINGER (hot). (115 days) This favorite hot variety produces large and productive plants. Fruits, 4 to 5 inches long, ½ inch thick, slender, tapering, pendant, very pungent, deep green in color, ripening to a brilliant red. Used largely for canning and in pickles.

Pkt. 5c; oz. 40c; ¼ lb. \$1.25; 1 lb. \$4.50.

BLIGHT RESISTANT WORLD BEATER. (New) (115 days.) This new strain of World Beater was developed by many years of individual plant selections in Manatee County, Fla., to secure a strain of true, heavy yielding World Beater type that would resist bacterial blight, and would not drop its leaves during rainy weather or poor growing conditions when other strains of World Beater, and other varieties, would not survive or would not produce a heavy crop of fruits. This is a very superior, disease resistant strain of World Beater which is especially well adapted for a fall crop in Florida. It stands poor growing conditions better than any other strain of World Beater and still produces an enormous crop, when other strains are practically a complete failure, especially in late fall and during rainy weather. Seed supply very limited.

Pkt. 5c; oz. 50c; ¼ lb. \$1.65; 1 lb. \$6.00.

KILGORE'S IMPROVED RUBY GIANT. (115 days.) This improved strain of Ruby Giant which we have developed as the result of many years individual plant selections makes an exceedingly strong, vigorous, upright growing plant, it being more disease resistant and withstanding poor growing conditions, yet producing a good crop, better than other varieties of this type. Dark green fruits are somewhat similar to World Beater in shape, being large, four lobed, slightly tapering, and very attractive in appearance. The thick flesh is exceedingly sweet, mild, and of excellent quality. Our strain of this variety is extremely productive and bears over a long period, producing very large fruits uniformly true to type.

Pkt. 5c; oz. 40c; ¼ lb. \$1.15; 1 lb. \$4.00.

IMPROVED CALIFORNIA WONDER. (125 days.) An outstanding, medium late variety, gaining in importance. Plant is vigorous, upright, prolific. The thick meated, smooth, large, heavy fruits average about four inches in length and about the same in diameter. We have improved this variety by making our strain more productive and longer bearing than most others. This is an excellent shipping type, holding up well in transit and on the market, and is in great demand for hauling by trucks because of its good holding-up qualities. Solid, thick walls and very sweet and mild. Blocky in shape. Color an attractive, glossy dark green.

Pkt. 5c; oz. 40c; ¼ lb. \$1.15; 1 lb. \$4.00.

NEAPOLITAN (Italian). (105 days.) This is an extremely early, medium large, prolific variety, growing in popularity on some northern markets where it is in great demand among Italian people. The plant is wonderfully productive, carrying as many as forty fruits on a single plant. The fruits are upright in growth, averaging 4 inches long and 2 inches in diameter. Three lobed, yellowish green in color, becoming bright red when ripe. The flesh is extremely mild and sweet.

Pkt. 5c; oz. 40c; ¼ lb. \$1.25; 1 lb. \$4.50.

ANAHEIM CHILI (Hot). (120 days.) A popular, hot, pungent variety. The fruits are very meaty, measuring 8 to 7 inches in length and 1 to 1½ inches in diameter at stem end, and are green, ripening to a bright red. Often dried for winter use.

Pkt. 5c; oz. 45c; ¼ lb. \$1.40; 1 lb. \$5.00.

HUNGARIAN YELLOW WAX (hot). (110 days.) A very early, hot sort, valuable for canners. Plants are rather dwarf in growth, and exceedingly prolific. Fruits pendant, medium slender, long, tapering, smooth and very pungent. Color waxy yellow, changing to bright crimson at maturity.

Pkt. 5c; oz. 50c; ¼ lb. \$1.50; 1 lb. \$5.50.

ENGLISH or GARDEN PEAS

Plant 1 bushel per acre in single rows; 1½ bushels per acre in double rows.

Our pea seed is strictly first class, high germinating, disease-free, western-grown stock, and our different varieties are absolutely true to type.

Although there are hundreds of distinct varieties of English or Garden Peas, we list only a few which we have found particularly well adapted to Florida growing conditions, and in which few varieties we have concentrated our efforts in an endeavor to maintain stocks second to none for Florida. Our plant breeders are continually improving the varieties we list by using pedigreed stocks in the production of our seed crops.

CULTURE. English Peas are very hardy and are not commonly attacked by insects. Frost does not hurt them, except while in blossom, and then only that part of the crop in bloom; they will put on another crop immediately. If frost destroys the bloom it is a good idea to give the plants an application of Nitrate of Soda, at the rate of 200 pounds per acre. Peas can be grown on almost any kind of soil and with about the same cultivation as beans. Planting in double rows, six to eight inches apart, is a good plan, because this enables the plants to support each other. Single rows should be spaced two and a half to three feet apart, and double rows three to three and a half feet apart from center of double rows. Drop seed one to two inches apart in the row, and cover two to three inches deep. By working the soil up against the stems of the plants they will bear much longer. Use a high grade fertilizer at the rate of one thousand to twelve hundred pounds per acre. Increased stands and yields are secured by treating pea seed with Semesan at rate of 1 oz. per bushel of seed. (See page 55.)



Little Marvel

An Early, Large-Podded Variety Especially Developed For Florida

Prices quoted are postpaid.

Write for special low prices on larger quantities.

KILGORE'S WINNER. (52 days.) This variety was introduced by us several years ago, and it becomes more popular each season. It is one of the finest large early peas for Florida sandy loam soils, and in cool seasons is also adapted to Florida muck soils. As it is a very early, exceedingly large-podded variety, it is in great demand on northern markets. It is a surer cropper and a better yielder than other early large-podded varieties. The plants are vigorous in growth, eighteen to twenty-two inches in height, with heavy, very dark green vine and foliage, producing a great abundance of very large (4 to 4½ inches long) broad, deep green, straight pointed pods containing usually eight large, dark green peas of unsurpassed quality.

¼ lb. 10c; 1 lb. 30c; 2 lbs. 50c.

DARK PODDED THOMAS LAXTON. (50 days.) A very popular and profitable variety for sandy loam soils. The vines are of rather vigorous growth reaching a height of 2½ to 3 feet and are very productive. The rich, deep green colored pods are large, averaging three and one-half to three and three-quarter inches long, are straight, nearly round, and square ended, containing usually seven medium dark green peas of superior quality.

¼ lb. 10c; 1 lb. 30c; 2 lbs. 50c.

LITTLE MARVEL. (52 days.) A very desirable early variety especially well adapted to Florida muck soils where it is a sure cropper with well filled pods, even in warm seasons. The vines are vigorous, growing about 1½ feet tall, and are loaded with straight, round, blunt, very dark green plump pods about three inches long, well filled with seven to eight tender peas.

¼ lb. 10c; 1 lb. 30c; 2 lbs. 50c.

KILGORE'S IMPROVED DWARF TELEPHONE. (62 days.) A large podded, highly productive sort, resistant to Fusarium Wilt disease. Vines are light green, stocky and bunchy. Pods single and double, medium light green, slightly curved, broad, pointed and very attractive, containing eight to ten peas of excellent quality.

¼ lb. 10c; 1 lb. 30c; 2 lbs. 50c.

LAXTONIAN. (51 days.) This variety is quite popular wherever grown. The plant is a dwarf grower, about 18 to 20 inches tall, rather coarse, vigorous and productive. Does well on sandy loam soils but blasts on muck soils. It is early, producing large (4½ inches long), broad, slightly curved, dark green, pointed pods, well filled with seven to eight large peas.

¼ lb. 10c; 1 lb. 30c; 2 lbs. 50c.

LAXTON'S PROGRESS. (50 days.) One of the earliest and best of the large podded wrinkled peas. The medium dark green vines grow sixteen to eighteen inches high. The handsome pods are very large, 4½ to 5 inches long and about 7/8 inch wide, curved and pointed, dark green in color, and are well filled with seven to nine large, sweet and delicious peas.

¼ lb. 10c; 1 lb. 30c; 2 lbs. 50c.

KILGORE'S MAMMOTH-PODDED DWARF STRATAGEM. (60 days.) This variety has been bred especially for shippers. It is resistant to Fusarium Wilt and produces dark green, stocky, vigorous vines, averaging about 26 inches tall. Pods are much longer than Little Marvel, averaging about 5 inches in length, round, dark green, plump, pointed, curved at the tip and contain eight to ten large succulent peas. Every southern grower of peas should give this variety a trial.

¼ lb. 10c; 1 lb. 30c; 2 lbs. 50c.

KILGORE'S SEED POTATOES

Plant 600 pounds per acre in three to four foot rows.



Kilgore's State Certified Red Bliss or Triumph Seed Potatoes

State certification is a system of official inspection which guarantees the grading of potato seed stock. This insures planting seed potatoes having a high degree of freedom from disease, and that are true to name, free from varietal mixture, and are produced by vigorous, healthy plants possessing high yielding qualities. It further means that the seed potatoes must be graded for size and freedom from mechanical injuries. State Certified seed costs a little more, but growers have found from experience that it pays well to use only State Certified in preference to ordinary seed potatoes of doubtful source, history and quality. We do not accept orders for export of seed potatoes.

CULTURE. The fall and early spring crop should be planted from September 1 to March 1; the bulk of the spring crop in south and central Florida between January 1st and February 15th; the more northern part of the state planting heavy a little later. Plant in rows three to four feet apart, dropping a seed piece every twelve to fifteen inches in the row. If weather is cool, plant seed four inches deep; if warm six inches deep. In cutting the seed leave two or three good eyes to each seed piece. Using a large seed piece will insure a stronger plant. For early fall planting in Florida during September, it is desirable to use small potatoes and plant whole in order to secure a satisfactory stand. Fertilizer should be put in seven to eight days before planting. Use from 1,000 to 2,000 lbs. per acre, depending on type of soil. A 4-7-5 fertilizer mixture is a good standard for potatoes.

KILGORE'S STATE CERTIFIED RED BLISS OR TRIUMPH. (75 days.) Packed in 100-lb. bags. This standard variety is most popular with Florida truckers especially in Central and South Florida. It is extra early, of fine appearance, with pink skin, white flesh, and round shape.

Write Plant City or our nearest store for price, stating quantity wanted.

PUMPKIN

Plant 1 pound per acre.

CULTURE. Every farmer should produce at least a few Pumpkins, which can be done at a very nominal cost if planted in the corn. Just before your last plowing, go through the field, dropping five or six seeds every 8 to 10 feet square, which will be covered when laying by the corn.

Prices quoted are postpaid.

Write for special low prices on larger quantities.

KING OF THE MAMMOTHS. (75 days.) This is one of the largest-growing varieties. It is of fine table quality and a very good keeper.

Pkt. 5c; ¼ lb. 30c; 1 lb. \$1.00.

SMALL SUGAR. (65 days.) A small, sweet Pumpkin, commonly used for making pies and for general table use.

Pkt. 5c; ¼ lb. 25c; 1 lb. 75c.

CORNFIELD. (70 days.) A splendid yielder and fine for stock-feed.

Pkt. 5c; ¼ lb. 25c; 1 lb. 75c.

GREEN STRIPED CUSHAW. (70 days.) A green-striped sort that is excellent for pies and baking and is a very good keeper.

Pkt. 5c; ¼ lb. 30c; 1 lb. \$1.00.

RADISH

Plant 4 pounds per acre, or 1 ounce to 50 feet of row.



Kilgore's Bred-Rite Early Scarlet Globe Radishes
Unsurpassed in Color and Uniformity

CULTURE. Plant in rows 15 to 18 inches apart and thin to 2 inches in the row. For best results, a rich, loose, moist, sandy loam soil is best. Radishes must be grown rapidly to be of the best quality. *Our radish seed stocks are produced each year from carefully selected, transplanted roots.*

Prices quoted are postpaid.

Write for special low prices on larger quantities.

KILGORE'S BRED-RITE EARLY SCARLET GLOBE. (21 days.) We have a perfected stock of this superb extra-early variety that was grown from specially selected, transplanted roots. It is one of the very earliest of all sorts; roots are of good size, globe to olive shaped, with a very small top. They are always crisp and tender, of uniformly attractive bright, scarlet color. In great demand on all markets.

Pkt. 5c; ¼ lb. 30c; 1 lb. 90c.

SCARLET TURNIP WHITE-TIPPED. (21 days.) A superior strain of this popular early variety. The roots are nearly round, being slightly flattened on the underside, deep scarlet, shading to a white tip on the bottom. They are very solid, crisp, tender, and sweet. Attractive in appearance.

Pkt. 5c; ¼ lb. 30c; 1 lb. 90c.

LONG WHITE ICICLE. (23 days.) This is the earliest and leading long white radish. The straight roots are from 5 to 6 inches long, cylindrical, and very smooth and waxy white throughout. The flesh is mild, crisp, tender and of exceptionally fine quality.

Pkt. 5c; ¼ lb. 30c; 1 lb. 90c.

LONG SCARLET SHORT-TOP OR CINCINNATI MARKET. (25 days.) An improved strain of Long Scarlet, being large and having a very small top. It is very regular and uniform in size and shape. Roots are 6 to 7 inches long, straight and smooth, scarlet, almost transparent, brittle, and crisp, with mild flavor.

Pkt. 5c; ¼ lb. 30c; 1 lb. 90c.

RHUBARB

Sow 3 to 4 pounds in seed beds for an acre of plants, or plant 5 to 6 pounds per acre in field.

CULTURE. Plant in the fall in rows 3 to 4 feet apart and thin to about 18 to 24 inches in the row. Rhubarb does best in well-drained fertile soil rich in humus, and is especially well adapted to well-drained muck soil.

VICTORIA. (125 days.) This variety produces thick, fleshy stalks of the best quality and flavor and with attractive red color.

Pkt. 5c; oz. 20c; ¼ lb. 60c; 1 lb. \$2.00.

ROSELLE

Jamaica Sorrell or Florida Cranberry

This plant is of great value for Florida, and its cultivation should be extended. The red fruit is used when young for making jelly and jam which is claimed to be superior to Guava jelly. The plant grows rapidly when the ground is warm, resists drouth and is very ornamental and useful. Every Florida garden should have a row of this ornamental and useful plant. It is grown commercially for local markets, fruits being marketed in quart berry baskets.

CULTURE. Plant seed in the field in March and April in Florida, when danger of frost is past, and the ground is warm, spacing rows six feet apart and thinning to about four feet apart in the row, leaving one strong plant at a place.

Pkt. 5c; ½ oz. 35c; oz. 60c; ¼ lb. \$1.75; 1 lb. \$6.50.

SAGE

A very popular garden herb for Florida. It is used in flavoring or seasoning and is said to have medicinal properties. Leaves should be cut as plant blooms, and should be dried quickly in the shade.

CULTURE. Sage does well on a sandy soil. Plant seed in rows 15 to 18 inches apart. Thin to six inches in the row. The plant is a hardy perennial, and may be divided for a crop the second year.

Pkt. 5c; oz. 25c.

SALSIFY

Plant 1 ounce to 50 feet of row.

CULTURE. Drill seed in rows 1½ feet apart, and when 4 inches high, thin out, leaving plants 2 to 4 inches apart. Salsify succeeds best in rich, deep, sandy soil. Plant in Florida from October to March.

MAMMOTH SANDWICH ISLAND. (120 days.) This is an improved type, producing larger, thicker, tapering, smooth, white roots, less likely to branch than other sorts. Roots range from 6 to 8 inches in length and 1 to 1½ inches in thickness. This vegetable is sometimes called "vegetable oyster" because when the roots are cooked they have somewhat of an oyster flavor.

Pkt. 5c; oz. 20c.

THE KILGORE SEED COMPANY

A FLORIDA INSTITUTION MAINTAINED FOR SERVICE TO FLORIDA GROWERS
TWELVE KILGORE STORES AND MAIL ORDER DEPARTMENT SERVING FLORIDA



GAINESVILLE
300-4 E. Union St.



SANFORD
300-2 W. First St.



VERO BEACH
1095 Twentieth St.



PALMETTO
741-743 Lemon Ave.



PAHOKEE
313-19 Belle Glade Rd.



PLANT CITY
101 N. Evers St.



PLANT CITY
GENERAL OFFICES, WAREHOUSE
AND MAIL ORDER DEPARTMENT



BELLE GLADE
301-3 Main St.



WAUCHULA
702-6 W. Main St.



WEST PALM BEACH
910 Belvedere Road



POMPANO
314-20 Flagler Ave.



MIAMI
140 N. W. 5th St.



HOMESTEAD
45-46 So. Flagler Ave.

SQUASH

Plant 2 to 3 pounds per acre of bush varieties and 1 pound per acre of running varieties.

Squashes exhibit greater variation in plant and fruit character and hybridize or cross and become mixed more readily in seed production than any other vegetable. Consequently squashes are given special care and attention in our breeding grounds in the north and west. Pedigreed lines are established by covering buds on most desirable plants with bags to control pollination and prevent crossing. Market seed is grown from these pedigreed lines in fields well-isolated from any other squash variety. In this way we are able to supply our customers with uniformly true-to-type strains of squash seed.

CULTURE. This is one of the quickest and easiest crops that can be grown, and often proves very profitable. The earliest varieties begin bearing in six or seven weeks from time of planting the seed. Squashes can be grown on almost any kind of soil. Use from 800 to 1,200 pounds of fertilizer per acre.

For bush varieties, have rows 4 to 5 feet apart and hills 2 feet apart in the row; running varieties should be planted in rows 8 to 10 feet apart, and hills 5 to 6 feet apart. Put six to eight seeds in each hill, and thin out to two plants when 3 inches high. Squash in Florida is a good paying crop for fall or spring. Plant for spring, during January, February, and March; for fall, from August until October. The early Squash brings the big money. The most serious insect pest of Squash is the striped cucumber beetle which spreads mosaic and bacterial wilt disease. It can be most effectively controlled by dusting with Pyrocyde dust. (See page 54.)

Prices quoted are postpaid.

Write for special low prices on larger quantities.

BUSH VARIETIES

EARLY PROLIFIC STRAIGHTNECK. (New.) (42 days.)

This new development is ten days earlier and more productive than other strains of Summer Straightneck Squash. The plants are less vigorous, and the fruits are smaller, less warted, much more uniform, and of brighter yellow color than other strains. Valuable for both home and market use. Requires somewhat richer soil and heavier fertilization than other varieties to produce good sized fruits.

Pkt. 5c; oz. 10c; ¼ lb. 30c; 1 lb. 90c.

GIANT YELLOW SUMMER STRAIGHTNECK. (52 days.)

Similar to Giant Yellow Summer Crookneck except with a straight instead of a curved neck making it easier to pack. Its deep, rich orange color makes a demand for it on any market.

Pkt. 5c; oz. 10c; ¼ lb. 30c; 1 lb. 90c.

COCOZELLE. (Long Slender Italian Vegetable Marrow.) (50 days.) This is the true Italian Vegetable Marrow type. The fruit is 10 to 12 inches long, slender, 1 to 1½ inches in diameter, cylindrical in shape, dark green in color. Our stock of this variety produces a small, bushy, open type of plant, with small, deeply cleft leaves, but with an immense yield of uniformly true to type fruits.

Pkt. 5c; oz. 10c; ¼ lb. 30c; 1 lb. \$1.00.

KILGORE'S IMPROVED SELECTION BLACK ZUCCHINI

(New) (48 days.) After many years of selection and breeding work, we have developed an entirely different and superior strain of Black Zucchini, which we feel is outstandingly better for Florida than other strains. The plant, instead of developing a large, vigorous growing bush like other strains, forms a single, semi-runner, and produces an enormous yield of fruits over a long period. The plant is of an open type of growth, with small, deeply cleft leaves, allowing the air and sunlight to circulate and prevent fruit rot. The fruits are uniformly dark green in color, eight to ten inches long at market stage, and of uniform diameter from stem to blossom end. A new, improved strain of Black Zucchini.

Pkt. 5c; oz. 20c; ¼ lb. 50c; 1 lb. \$1.75.



Early Yellow Summer Crookneck

EARLY YELLOW SUMMER CROOKNECK. (48 days.) This is the most popular variety and most extensively grown variety in Florida. This variety is similar to Giant Crookneck except in size and earliness. The fruit is smaller with a thinner neck, and matures slightly earlier. Its rich, bright yellow color gives it a very good market appearance, and it is in big demand in southern markets. Our stock of this variety is exceedingly prolific, and absolutely true to type.


Pkt. 5c; oz. 10c; ¼ lb. 25c; 1 lb. 75c.

GIANT YELLOW SUMMER CROOKNECK. (50 days.) As the name implies, the fruits are large, with a rather thick neck. The vines are of bush type and grow vigorously. This Squash has gained great popularity due to its fine market appearance. It is not quite as prolific, and somewhat later and larger fruited than Early Yellow Summer Crookneck.

Pkt. 5c; oz. 10c; ¼ lb. 25c; 1 lb. 75c.

BLACK ZUCCHINI. (50 days.) This is a strain of Italian Vegetable Marrow, producing short, thick, blocky fruits, ranging from 7 to 9 inches in length, very dark green, almost black in color. Our stock of this variety produces a large, vigorous growing, bushy plant, very productive of uniformly true-to-type fruits.

Pkt. 5c; oz. 15c; ¼ lb. 40c; 1 lb. \$1.25.



Black Zucchini

SQUASH—BUSH VARIETIES (Continued)

EARLY WHITE BUSH. (Patty Pan Type.) (48 days.) This is a very popular type of squash for shipment to Northern markets. The comparatively smooth fruits are of creamy white color and flat but deep, with ridged or scalloped edges, measuring about six to eight inches across by three inches thick. This variety is very early in maturity and can be shipped six or seven weeks after planting. Our stock is very early, extremely prolific and uniformly true to type.


Pkt. 5c; oz. 10c; ¼ lb. 25c; 1 lb. 75c.

MAMMOTH WHITE BUSH. (Patty Pan Type.) (50 days.) A large strain of the Early White Bush, the fruits being about one-third larger, measuring eight to ten inches in diameter. It is slightly later in maturing and not quite as prolific as Early White Bush. Color is a beautiful waxy white. The fruits are thick, tender, and of very good flavor and quality.

Pkt. 5c; oz. 10c; ¼ lb. 25c; 1 lb. 75c.

WOOD'S EARLIEST PROLIFIC. (Patty Pan Type.) (42 days.) This is the earliest, meatiest, and one of the best of all summer squashes. It will average five to seven days earlier than Early White Bush, mature all of its fruits quickly and will be almost through producing by the time Early White Bush begins making much of a crop when planted at the same time. The plants are extremely prolific, producing round, smooth, deep, thick fruits, slightly scalloped, and of a silvery gray color. The fruits are much deeper and thicker than the White Bush, being bulged at both stem and blossom ends. A very desirable sort to grow where very early squashes are wanted for home use or to ship.

Pkt. 5c; oz. 10c; ¼ lb. 25c; 1 lb. 75c.



Mammoth White Bush

SQUASH—RUNNING VARIETIES

The running varieties of squash are distinct from the bush varieties—the vines run 10 to 12 feet, and the squashes weigh from 2 to 12 pounds. With running varieties, the fruits are left on the vines until fully grown with a hard rind, and are then harvested by cutting the stem, being careful to avoid bruising. Running squash may be stored in a cool, dry place until desired for use, but must be handled carefully. They are claimed to be much richer in flavor and more nutritious than bush squashes.

AFRICAN SQUASH. (100 days.) The vines are long and very prolific. Fruits range from three to ten pounds with a smooth, thin, dark green rind. Keeps exceedingly well under Florida conditions. Highly resistant to all insects and diseases.

Pkt. 5c; oz. 15c; ¼ lb. 45c; 1 lb. \$1.50.

BLUE HUBBARD. (New) (115 days.) This new strain is superior in edible quality to other Hubbards. The fruits are large, round, pointed at both ends. The best keeper of all Hubbards.

Pkt. 5c; oz. 15c; ¼ lb. 45c; 1 lb. \$1.50.

BOSTON MARROW. (110 days.) A running variety with vines very sturdy and prolific. The fruit is shaped very much like the Hubbard, but is of light lemon-yellow color. Its flesh is very sweet and fine-grained, making it very good for cooking. The tough thick rind makes it a good keeper and a good shipper.

Pkt. 5c; oz. 15c; ¼ lb. 40c; 1 lb. \$1.25.

GREEN HUBBARD. (110 days.) This is a running variety that is very productive and vigorous. The fruits are large and oval, and the dark green, warty rind is very thick, so that the fruits will keep over long periods in storage. Its orange flesh is very fine and sweet, making it excellent for pies and baking.

Pkt. 5c; oz. 15c; ¼ lb. 40c; 1 lb. \$1.25.

TABLE QUEEN or ACORN. (60 days.) Although belonging to the running sorts, this squash is as early as the bush types and should become very popular in Florida. Its very dark green fruit is small, weighing about 2 pounds, and is about 5 to 6 inches long and 4½ inches in diameter, with the sides deeply ridged. Its flesh is very fine and sweet. It is a very good keeper and shipper.

Pkt. 5c; oz. 15c; ¼ lb. 40c; 1 lb. \$1.25.

SPINACH

Prices quoted are postpaid.

Write for special low prices on larger quantities.

CULTURE FOR BLOOMSDALE SPINACH. Successful for fall and winter planting. Does not grow well in hot weather. Plant seed in rows 16 to 20 inches apart and thin to 2 to 4 inches apart in the row. May be planted broadcast, thinning plants to stand about 10 by 10 inches apart. Plant 1 oz. of seed per hundred feet of row or 12 to 15 lbs. per acre in rows, or 20 to 25 lbs. broadcast.

BLOOMSDALE SAVOY, LONG STANDING. (40 days.) Our re-selected strain of this variety is the best obtainable; disease resistant, early and hardy, uniform, of rapid, upright, sturdy growth. Attractive, highly crumpled and blistered dark green leaves. Our long standing strain holds longer than any other before throwing seed stalks. The best winter variety for Florida.

Pkt. 5c; ¼ lb. 25c; 1 lb. 75c.

CULTURE FOR NEW ZEALAND SPINACH. As seeds are very hard and germinate with difficulty, soak them in warm water for twenty-four hours to hasten germination. Plant seed in rows three feet apart, and drop three or four seeds per hill about 20 inches apart in the row. Plant three to four pounds of seed per acre.

NEW ZEALAND. (60 days.) Entirely distinct from the true Spinach. The plant is tall and very spreading, with numerous side shoots. It grows to a height of 1 foot and spreads to a radius of 2 feet. Leaves are very thick, light green, rather small, broad and pointed. It grows well in hot weather and under adverse conditions, and is sometimes called "Summer" or "Hot-weather Spinach." The leafy tips of the branches are removed and new growth follows, making possible many cuttings.

Pkt. 5c; ¼ lb. 30c; 1 lb. \$1.00.

TOMATO

Sow $\frac{1}{4}$ pound in seed-bed to plant an acre, or plant $\frac{1}{2}$ pound per acre in field.

Tomato seed has been one of our specialties for many years, and our stocks, which are grown for us in a new disease free territory in the Middle West, are especially developed and selected for Florida growing conditions. We maintain that our Tomato seed cannot be surpassed for southern conditions, and the reputation we enjoy is ample evidence of that fact.

The Kilgore Seed Company has had over 30 years of experience in Florida studying the particular requirements of Florida Tomato growers. Selections are made each year for earliness, high yield, and uniformity in size, shape, and color.

CULTURE. Tomatoes will do well on almost all kinds of soil, from a light sand to a muck. The land should be put in good condition. Lay off rows five to six feet apart, open a furrow, and drill in 1200 lbs. per acre of high grade fertilizer such as a 4-7-5 and mix thoroughly with the soil. It is good policy to let this stand for seven to ten days and then plant the seed or set the plants. Seed may be planted direct in the field or preferably in a cloth-covered seed-bed. Plants started in a seed-bed should be 6 to 8 inches high when ready to transplant to the field, 2 to 2 $\frac{1}{2}$ feet apart in the row, or 12 to 18 inches in the row if staked.

On the east coast of Florida, first plantings are begun during July and continue until in January. North and Central Florida begin planting for a spring crop in the middle to the latter part of December and continue to the middle of February. For a fall crop, plantings are made in July, August and September.

Frequent spraying with Cuprocide 54 or Pyrox, starting in the seed bed, is desirable to prevent blight and other diseases. If aphids give trouble add Black Leaf 40 to the spray. (See pages 44 and 55.) Where applications of arsenicals are not desirable to spray or dust to control fruit worms on tomatoes use Pyrocide Dust. (See page 54.)

All prices quoted are postpaid.

Write for special low prices on larger quantities.

NEW EXTRA-SELECTED GLOBE (Buist Strain). (92 days.) One of the strongest and most vigorous growers, and because of this vigor the plant stays green and in bearing condition, producing marketable fruits longer than many other strains of the pink Globe variety. Its smooth, perfectly globe-shaped fruits do not crack, and ripen to a beautiful deep pink color.

This extra-selected strain produces a very high percentage of large, fancy fruits, even on the top hands. The seed stock from which this seed is reproduced has required many years of careful breeding and selecting. When the fruits are fully ripe in the seed growing fields, our plant breeder selects only those plants showing early maturity, productiveness, and vigorous, true to type plant growth. Seed is saved only from these specially selected plants which produce all large size and perfect, smooth, deep globe-shaped fruits. This is a very expensive, tedious and laborious task, but it results in quicker and more uniform germination of seed, more luxuriant plant growth, and abundant production of fancy fruit.

Pkt. 5c; $\frac{1}{2}$ oz. 25c; oz. 40c; $\frac{1}{4}$ lb. \$1.15; 1 lb. \$4.00.


KILGORE'S BRED-RITE MARGLOBE. (98 days.) By field-tests throughout the East Coast of Florida, and other Tomato growing sections of the State, Kilgore's Bred-Rite Marglobe has proved to be one of the best and most desirable types for Florida growers. This is due, apparently, to several reasons: it is more free of navel and large blossom-end scars; the ridging at the stem end is practically eliminated, which means smoother and more fancy fruit, as this ridging usually produces growth-cracks and ill-shaped fruit, and we have made special selections for larger fruit size. The fruit ripens to a beautiful deep scarlet-red color.

Another desirable feature of Kilgore's Bred-Rite Marglobe is the open character of plant-growth. We have practically eliminated the bunching habit which is so prevalent in some other stocks and which makes it difficult to harvest fruit and to spray for control of insects and diseases. Kilgore's Bred-Rite Marglobe develops plants with fruit-clusters close together, making for more fruit for a given length of plant and thus for higher yields.

Growers all over Florida claim Kilgore's Bred-Rite Marglobe is the smoothest, prettiest Marglobe of any. This means fancy fruit which results in fancy prices.

Our Bred-Rite Marglobe seed stock came originally from the United States Department of Agriculture. The outstanding claim of merit for Marglobe is resistance to Nail-Head rust and Fusarium Wilt disease.

Pkt. 5c; $\frac{1}{2}$ oz. 25c; oz. 40c; $\frac{1}{4}$ lb. \$1.15; 1 lb. \$4.00.



KILGORE'S
IMPROVED GROTHEN
RED GLOBE TOMATOES

An Outstanding Tomato Variety Developed Especially for Florida



A Field of Staked Kilgore's Improved Rutgers Growing in Manatee County, Florida

KILGORE'S IMPROVED RUTGERS. (98 days.) Our improved strain of this important variety is exceedingly uniform in plant growth and produces more uniform, smoother, thick walled, firmer, deeper globe-shaped fruits than other strains of this variety. The plant is a very vigorous grower, hardy, and heavy producer of firm green tomatoes which ripen to a bright red, producing an enormous yield of large, deep globe-shaped fruits over a long season. The large fruits are very firm, free of puffs, with thick outer and inner walls. The fruits of our improved strain size up well clear out to the end of the vine, and are smoother and freer of cracks at the stem end than other strains. This variety is especially well suited for light sandy soils and also for shallow dry pine land on the lower east coast of Florida. Not suitable for deep wet glade lands where it makes too much vegetative growth. This variety stands more rain as well as more drought than other varieties. Many growers have told us that our Improved Rutgers makes the smoothest as well as the fanciest fruits of any strain of seed of this variety on the market today.

Pkt. 5c; ½ oz. 25c; oz. 40c; ¼ lb. \$1.15; 1 lb. \$4.00.

KILGORE'S NEW "X" TOMATO. (NEW) (92 days.) This variety originated by crossing Rutgers on Webb's Special (Kilgore's Special) and has intermediate characters between Rutgers and Grothen Red Globe which accounts for many people thinking it a cross between these two varieties. The vines are of heavier vegetative growth than Grothen, but not as heavy as Rutgers. They open up more than Rutgers and produce uniformly large deep globe-shape fruits, free of cracks. This new variety is showing much promise on the lower east coast of Florida where it has been grown to some extent during the past few seasons. Seed supply limited.


Pkt. 5c; ½ oz. 30c; oz. 45c; ¼ lb. \$1.40; 1 lb. \$5.00.

KILGORE'S IMPROVED GROTHEN RED GLOBE. (87 days.) This is a very early maturing, high yielding variety well adapted to old tomato land. The plants are of open growth with rather small foliage requiring rich, deep, moist land for best results, maturing fruits about 10 days earlier than Marglobe, and ripening to a beautiful red color. A very heavy producer of smooth, deep globe-shaped, large fruits, sizing up well clear to the top of the plants, producing a very high percentage of fancies. The fruits are firm and solid, and the interior ripens up slowly, making this variety an exceptionally good shipper. Exceedingly high yields of large fruits, of excellent shipping quality, are the main factors recommending this variety.

Pkt. 5c; ½ oz. 25c; oz. 40c; ¼ lb. \$1.15; 1 lb. \$4.00.

IMPROVED STOKESDALE. (NEW) (90 days.) This variety is quite similar to Grothen Red Globe in time of maturity and in vine growth, altho our trials indicate it to be somewhat more vigorous with larger, heavier leaves. The vines hold up somewhat longer and better than Grothen Red Globe. The vines are very productive of an immense number of smooth, solid, deep globe shaped fruits, but the fruits are somewhat smaller in size than Grothen Red Globe and Rutgers. For best results under Florida conditions, this variety should be grown on deep, fertile land, with plenty of moisture, in order to get large sized, fancy grade fruit. In our Improved Strain of this variety, we have endeavored to develop larger sized fruit with deeper globe shape, and freedom from cracking at the stem end.

Pkt. 5c; ½ oz. 25c; oz. 40c; ¼ lb. \$1.15; 1 lb. \$4.00.



Cleo

A Very Promising Variety for Florida

CLEO. (96 days.) This Kilgore variety in trials in different sections of Florida has shown much promise. It was developed from a cross between Clark's Early and Oxheart, and possesses the earliness and red color of Clark's Early, along with the deep globe shape, thick walls and large size of Oxheart. The plant is very vigorous in growth with an immense root system, making it very drouth resistant and especially well adapted for sandy and shallow land. It should be fertilized with a mixture relatively high in potash and low in ammonia. The extensive root system takes up fertilizer readily. Should be given somewhat wider spacing than other varieties, on deep moist land, 7 to 8 feet between rows, on shallow land 5 to 7 feet between rows. The vigorous vines make an open, spreading growth and develop an immense yield of smooth, uniformly deep globe-shaped fruits of large size clear to the end of the vine.

Pkt. 5c; ½ oz. 25c; oz. 50c; ¼ lb. \$1.65; 1 lb. \$6.00.

KILGORE'S SPECIAL CUBAN MARGLOBE. (95 days.) After making special individual plant selections for a number of years we developed a strain of Marglobe tomato seed especially adapted for Cuba and the West Indies. The fruits are larger, deeper globe-shaped, smoother, and much firmer, with thicker flesh than most strains, making them hold up better for long distance shipment.

Pkt. 5c; ½ oz. 25c; oz. 40c; ¼ lb. \$1.25; 1 lb. \$4.50.

FLETCHER'S SPECIAL. (90 days.) The vine growth is vigorous, withstanding wet weather conditions better than any other variety. The fruit is smooth and averages larger than Marglobe, ripening uniformly to a beautiful deep red. It is very heavy and meaty with small seed cavities, which makes it resistant to puffiness and an ideal long distance shipper. An exceedingly heavy producer of large, globe-shaped fruits.

Pkt. 5c; ½ oz. 25c; oz. 40c; ¼ lb. \$1.15; 1 lb. \$4.00.

KILGORE'S NEW FLORIGLOBE OR MARHIO. (95 days.) This is a new wilt-resistant, pink Marglobe. Our strain of this has been especially developed for uniformity, freedom from cracking, smoothness at the stem end, and for a deep globe shape. A vigorous grower and heavy cropper of large sized, fancy fruits, which ripen to a deep pink.

Pkt. 5c; ½ oz. 25c; oz. 35c; ¼ lb. \$1.00; 1 lb. \$3.50.

PRITCHARD OR SCARLET TOPPER. (90 days.) The Pritchard was developed by crossing Marglobe with Cooper's Special Self-Topper. It combines the good qualities of both parent varieties. Vines medium dense, compact, erect, self-topping. Fruits mature very early, a week to ten days earlier than Marglobe, are large, smooth, meaty, globular in shape and ripen uniformly to a very deep attractive red color, both exterior and interior. This variety is an enormous producer and therefore requires rich or liberally fertilized moist soil.

Pkt. 5c; ½ oz. 25c; oz. 40c; ¼ lb. \$1.15; 1 lb. \$4.00.

KILGORE'S BRED-RITE BRYAN'S SELF-TOPPER. (90 days.) Plants set fruit very heavily in clusters at every joint to the tip end of the vines. Bryan Self-Topper fruit is of pink color, large, solid, smooth, globe-shaped, and with a very small seed cavity. Does best on low, rich, moist soil.

Pkt. 5c; ½ oz. 25c; oz. 40c; ¼ lb. \$1.15; 1 lb. \$4.00.

COOPER'S SPECIAL SELF-TOPPER. (92 days.) We have made special selections to increase the size and the percentage of fancy fruits. The plants are hardy, and are loaded with fine, solid, smooth fruits which ripen to a beautiful pink color. This variety requires low, moist land with heavy applications of fertilizer to make large size, fancy fruits.

Pkt. 5c; ½ oz. 25c; oz. 40c; ¼ lb. \$1.15; 1 lb. \$4.00.

CLARK'S EARLY. (85 days.) This variety is popular in North Florida. It is an early maturing, semi-globe shaped tomato, very smooth, firm, and of large size, ripening to a beautiful deep red color. The plant stands up well under adverse conditions. Its high yield of fancy, early fruits makes it a very desirable variety to grow.

Pkt. 5c; ½ oz. 20c; oz. 30c; ¼ lb. 85c; 1 lb. \$3.00.

KILGORE'S IMPROVED GLOVEL. (92 days.) This variety is a cross between Globe and Marvel. The vine growth is strong and vigorous. The fruit is of deep globe shape, large, firm, smooth, and notably free from growth cracks, and ripens to a pink color. It is highly resistant to Fusarium Wilt and to nail-head rust disease.

Pkt. 5c; ½ oz. 20c; oz. 30c; ¼ lb. 85c; 1 lb. \$3.00.

LIVINGSTON'S GLOBE, IMPROVED. (95 days.) An improved strain of the old Livingston's Globe variety, popular in the Gulf States for many years. Our improved strain is very productive of fancy, perfectly globe-shaped fruits, holding their large size and shape until the last pickings.

Pkt. 5c; ½ oz. 20c; oz. 35c; ¼ lb. \$1.00; 1 lb. \$3.50.

BREAK O' DAY. (90 days.) An early variety producing heavy crops of large, smooth, globular, meaty red fruits. Break O' Day is resistant to wilt and nail-head rust. The plants are rather weak and spreading in growth, of open character, with very small leaves.

Pkt. 5c; ½ oz. 25c; oz. 40c; ¼ lb. \$1.15; 1 lb. \$4.00.

PONDEROSA. (Brimmer.) (110 days.) A very large pink-fruited variety. The fruits are more or less flattened, very solid and meaty with few seeds, and of splendid edible quality. Recommended only for home gardens because its unusual size and weight are disadvantages in shipping.

Pkt. 5c; ½ oz. 30c; oz. 55c; ¼ lb. \$1.65; 1 lb. \$6.00.

OXHEART. (90 days.) A smooth, thick, tender and almost seedless pink-fruited tomato of delicious flavor. Rich soil adds greatly to its productiveness. This is an ideal variety for the home garden and for the local market.

Pkt. 5c; ½ oz. 35c; oz. 60c; ¼ lb. \$2.00; 1 lb. \$7.50.

RED PEAR. (88 days.) A small fruited variety, pear shaped, about an inch in diameter. Useful for serving whole in salads and for preserves and pickles.

Pkt. 5c; ½ oz. 30c; oz. 50c; ¼ lb. \$1.50.

TURNIP

Plant 2 to 3 pounds per acre.

We list only the varieties that are best suited to Florida growing conditions. All our turnip seed is grown from special hand-selected and transplanted roots.

CULTURE. Plant in rows 1½ feet apart. Thin early to ¾ or 1 in., because any overcrowding will result in misshapen, slow-growing, poor quality roots. For best quality, turnips should be grown rapidly in rich, moist soil. Turnips can be planted every month in the year in Florida. Rutabagas are best grown as a late fall and winter crop and should be planted in rows 2 to 3 feet apart and thinned to 5 or 6 inches.

Prices quoted are postpaid.

Write for special low prices on larger quantities.

KILGORE'S TOKYO MARKET. (35 days.) This variety is extremely early in maturing, producing very beautiful, attractive, white, globe-shaped roots, with a very fine tap root. Foliage grows upright, is louse resistant, but not as luxuriant and heavy as Japanese Foliage turnip. Where a very early, uniform, pure white, globe-shaped turnip is desired, Tokyo Market is the very best variety to plant. Our special stock of this variety is exceedingly uniform, all the roots being of similar shape and maturing about the same time, which makes it an ideal variety to grow for market. The roots are of exceptionally fine quality, and of exceedingly attractive market appearance.

Pkt. 5c; ¼ lb. 25c; 1 lb. 75c.

KILGORE'S EARLY FLORIDA. (35 days.) We have an exceptionally fine stock of this early variety. Our seed is grown from special hand-selected and transplanted roots. The roots are of medium size, smooth, flat, and white, with a bright purple top, and extremely early. Recommended as an extra early home garden and local market variety.

Pkt. 5c; ¼ lb. 25c; 1 lb. 75c.

JAPANESE FOLIAGE TURNIP. (Shogoin or Louse-resistant.) (50 days.) A louse-resistant foliage turnip from Japan, which we are offering because of extremely promising results we have secured with it in our Proving Grounds. This turnip resists the hot, scorching sun, dry weather, and lice. It produces an immense yield of upright-growing foliage, which is always in good demand during late spring and summer in Florida. The roots are white, semi-globe shaped, but more largely planted for the tops which are extremely large, thick, succulent, tender, and of finest mild flavor.

Pkt. 5c; ¼ lb. 25c; 1 lb. 75c.



Japanese Foliage Turnip



Purple-Top White Globe Turnip

PURPLE-TOP WHITE GLOBE. (50 days.) The roots are almost perfect globe-shaped, and the flesh and skin are pure white, colored a beautiful purple or red above ground. Very fine-grained and sweet, of superior quality. Grown most extensively in Florida for shipment to northern markets.

Pkt. 5c; ¼ lb. 15c; 1 lb. 50c.

WHITE GLOBE. (44 days.) A handsome, pure white, very large, perfectly round Turnip of fine quality. It has small tops, grows rapidly, and gets very large, producing a heavy yield per acre. Closely resembles Purple-Top White Globe except for color.

Pkt. 5c; ¼ lb. 15c; 1 lb. 50c.

EARLY WHITE EGG. (45 days.) An early, oval or egg-shaped variety with clear white roots of medium size. The flesh is white, firm, fine-grained and sweet.

Pkt. 5c; ¼ lb. 15c; 1 lb. 50c.

RUTABAGA

AMERICAN IMPROVED RUTABAGA. (90 days.) The very finest Purple Top Rutabaga grown. The smooth roots attain a much larger size than turnips, are almost globular, being slightly oblong, pale yellow with a purple top, and with a very small neck. Flesh is yellow, solid, tender, not hard and stringy. For table use and stock feeding.

Pkt. 5c; ¼ lb. 15c; 1 lb. 50c.

WATERMELON

Plant 1 pound per acre.

Our Bred-Rite watermelon seed stocks are produced by an expert seed grower and not by a commercial grower or shipper. Not a single melon is sold or shipped from our Bred-Rite Seed Growing Fields. Our Bred-Rite melon seed is the finest and best that can be secured anywhere. In selecting our stock seed, we saved melons from only the most vigorous growing, prolific vines, which produce melons of uniform color, shape and size, and of uniform high edible quality.

CULTURE. Watermelons may be grown on nearly all kinds of Florida soils that have good drainage, but rolling, sandy pine land is preferred. In general, new land is best for this crop in order to avoid diseases. The field should be checked off, planting the seed in hills 8 feet apart each way or 8 by 10 feet. Seed should be planted $\frac{1}{2}$ to 1 inch deep, and plants should be thinned to 2 or 3 plants per hill when they are still small and when all danger of frost is past, later thinning to 1 plant per hill for best results. The most successful growers apply a 4-7-5 fertilizer mixture about a week before planting the seed. A second application may be made if necessary when the vines begin to run. The fertilizer should be worked into the hills before planting at the rate of two pounds per hill, or 800 pounds per acre. The first planting of watermelons for an early crop in Florida should be made about January 1st and successive plantings may be made up to about the middle of February in Central and South Florida. Plantings in North Florida are made two or three weeks later.

For earlier melons use *Hotkaps*. (See page 61.)

Prices quoted on Watermelon seed are postpaid.

Write for special low prices on larger quantities.

KILGORE'S BRED-RITE DIXIE QUEEN. (90 days.) This sensational introduction has become one of Florida's leading shipping melons. It possesses all the good qualities demanded by commercial growers, namely, good size, color, flavor, shipping quality and high yield. The almost round or square-shaped fruits average 32 pounds. The flesh is of a most attractive, rich, bright-red color. It is solid, with very few small white seeds. The outer skin is light green, striped and blotched with dark green. The rind, although thin, is tough and does not bruise easily, making it an ideal shipping melon. It is one of the sweetest-flavored and highest quality melons grown. This variety is sometimes called "White Seeded Cuban Queen."

Pkt. 5c; $\frac{1}{4}$ lb. 30c; 1 lb. \$1.00.


Avoid grief by placing your order for watermelon seed with The Kilgore Seed Company, reputable and experienced seed specialists with established stocks of fine character.

FLORIDA FAVORITE. (95 days.) An early, long, medium-sized melon, irregularly striped with lighter green. The flesh is a deep red and very delicious. This melon does not ship very well, but it is a desirable variety for the garden and home market because of its high edible quality.

Pkt. 5c; $\frac{1}{4}$ lb. 30c; 1 lb. 75c.

LEESBURG (Wilt-Resistant). (95 days.) This variety, originated by Dr. M. N. Walker of the Florida Agricultural Experiment Station, and developed at Leesburg, Fla., is attracting a great deal of attention in Florida. It not only is extremely resistant to Fusarium Wilt disease, which permits of its being grown on the same land successive years, but it also possesses desirable qualities for commercial shipping as well as a home garden melon. It makes a heavy, vigorous vine growth, which means productivity and high yields. The melons are elongated, like Watson, but are more symmetrical, somewhat shorter, and more chunky and blocky at both ends, having a shape ideal for loading in cars and for the markets. The rind is thin, but very tough and strong, making it a very good shipper. The smooth rind is of dark green color, stands more sun without sun-burning than other green melons. The weight, under good growing conditions, ranges from 26 to 30 lbs., an ideal size for market. The flesh is solid throughout, with an attractive deep rose-pink color, and with very few small white seeds. In cutting hundreds of melons no trace of white heart has ever been discovered. Exceedingly sweet, of fine firm texture, not stringy, and ripens clean to the rind with a sharp line of demarcation between flesh and rind. This variety should be in demand among commercial melon growers, because of its desirable qualities as a shipping and market melon, and because it can be grown on wilt-infested soil. It should also be of particular value to home gardeners who, because of wilt disease in their soils, cannot grow other varieties of watermelon.

Pkt. 5c; $\frac{1}{4}$ lb. 30c; 1 lb. \$1.00.



Leesburg (Wilt-Resistant)

WATERMELON (Continued)

DUDE CREEK OR GARRISON. (NEW) (98 days.) This prized variety grows vigorously. Fruits are uniformly cylindrical in shape, very large, long, with a thin, tender rind. The color is white and green striped, the green stripes usually being broken. The shape and stripings are similar to those of the Georgia Rattlesnake variety, but it is an entirely different melon. It has a very delicate flavor, sweet and tender meat, and grows to weigh 60 to 80 lbs. if the vines are pruned to one or two good shaped melons per plant, pulling off all other melons at least twice a week. Because of its high edible quality and large size it is rapidly gaining popularity and commanding premium prices. It is not, however, a shipping melon because of the brittle, easily broken rind, but is grown extensively for local markets.

Pkt. 5c; ¼ lb. 45c; 1 lb. \$1.50.

EARLY KANSAS. (88 days.) The vine is very vigorous and a robust grower, making it a very heavy cropper. It is extremely early, maturing seven to ten days earlier than Watson and Stone Mountain. Exceedingly prolific, producing an enormous number of melons, averaging 30 to 32 lbs. in weight. Very attractive in appearance, nearly round in form, light green but slightly darker than Dixie Queen, with broad, wavy stripes, broader and more wavy than Dixie Queen. The rind is very tough, making it a good keeper and shipper. Of finest sweet flavor, solid, bright red meat, with no white or stringy hearts, and containing very few buff colored seeds. This variety possesses all the qualities desired in a good shipping melon.

Pkt. 5c; ¼ lb. 30c; 1 lb. \$1.00.

IMPROVED KLECKLEY'S SWEET OR WONDERMELON. (95 days.) This is an early melon for the local market and home garden. The vines are sturdy and prolific and the green rind fruit is long, slightly constricted toward the stem end, with a very crisp, sweet and fine flesh. The rind is too thin to make a good shipper, but because of its high edible quality it is very popular for home use and for local market.

Pkt. 5c; ¼ lb. 25c; 1 lb. 75c.

CHILIAN WHITE SEEDED. (90 days.) This is a very early, round melon. The tough, thick rind is green with darker stripings. The bright red flesh is very delicious. Average weight is twenty pounds. Grown extensively in West Indies for local use. Seed supply very limited.

Pkt. 5c; ¼ lb. 30c; 1 lb. \$1.00.

KILGORE'S IMPROVED WATSON. (100 days.) This is the most popular of all shipping melons. Cylindrical in shape, with medium dark green, thick, tough rind. The flesh is very firm, sweet, and has been bred especially for solid, deep red meat, entirely free of hard, white centers, commonly called white heart. Our stock of this variety is absolutely pure and has been developed for high yielding qualities of uniformly true-to-type melons.


Pkt. 5c; ¼ lb. 20c; 1 lb. 60c.

CANNON BALL or FLORIDA GIANT. (92 days.) Our trials have indicated that this relatively new, medium early variety is a valuable addition for Florida melon growers. The vines are of a very vigorous growth and exceedingly heavy producers of very large, nearly round, solid dark-green skin melons, with thick rind and firm, rather coarse grained and fibrous, sweet, deep red, attractive flesh, with small black seeds. This variety is sometimes called black seeded Stone Mountain. It resembles Stone Mountain in form, but has a much darker green rind and grows to much larger size. Because of the dark green rind, it is in great demand, always having a fresh appearance. Growing in favor by leaps and bounds.

Pkt. 5c; ¼ lb. 30c; 1 lb. \$1.00.

KILGORE'S BRED-RITE STONE MOUNTAIN. (Improved Light Green Rind Strain.) (95 days.) This is an early melon and has become very popular in all the large Watermelon-growing districts. It is a large, round melon with deep red flesh that has a very delicious flavor. The medium hard, green rind makes it an excellent shipper. Vines are very prolific and the fruit has very few seeds, being almost all good, crisp, red meat clear to the rind, of delicious flavor and sweetness. Ours is the genuine, true to type, mingled light green color Stone Mountain. This strain has been developed and selected for uniformity and for high yields of true light green rind melons, free of white heart and solid meated throughout with few pure white seeds having a dark ring around the edge. There is a strain of large dark green rind Stone Mountain which has not been satisfactory. We have bred away from this type.

Pkt. 5c; ¼ lb. 25c; 1 lb. 75c.



Kilgore's Bred-Rite Stone Mountain

FIELD CORN

Plant 7 pounds per acre.
For Roasting Ear and Sweet Corn, See Pages 14 and 15

Kilgore's field corn seed is grown in isolated fields from the highest yielding pedigreed strains. The most perfect ears are selected, carefully dried and run over a long conveyor table, where expert corn pickers throw out every ear that is unsound, diseased or off-type. Only large ears with deep grain, straight rows and good tip and butt are saved. Each ear is hand tipped and butted, shelled and carefully graded to remove cracked or oversized grains.

Treat corn seed with Pyrox and keep the birds away. Pyrox also aids germination and helps secure a better stand. (See page 55.)

SPECIAL CUBAN FLINT. (96 days.) Our special strain of this variety was developed from a cross of the regular old type Cuban or Havana Flint and Red Dent, and our seed stock has been selected each year from only the largest and best ears produced on strongest and most vigorous growing plants. This special strain is deep rooted, therefore can be given closer spacing than other varieties. If given close spacing it will yield as much as any prolific corn. Produces larger ears, longer grains, and heavier yields than other strains of flint corn. More weevil resistant than any other variety. Produces well in extremely wet or dry seasons.

¼ lb. 10c; 1 lb. 20c; 2 lbs. 30c; postpaid.
Not prepaid, 14 lbs. (pk.) 85c; 56 lbs. (bu.) \$3.00.

FLORIDENT WHITE No. 686. (New) (95 days.) This is a new field corn, developed by the Florida Agricultural Experiment Station by selection from their pedigreed Florida 686. Florident White is considered to be one of the best prolific field corns for Florida. The stock seed is selected each year from the most prolific plants, which produce two or three ears per plant, making this variety a very heavy yielder. The large ears are covered with hard, white, semi-flint kernels on a red cob, protected by a long, tight, tough husk.

¼ lb. 10c; 1 lb. 20c; 2 lbs. 30c, postpaid.
Not prepaid, 14 lbs. (pk.) 85c; 56 lbs. (bu.) \$3.00.

KILGORE'S IMPROVED FLORIDA FLINT (White Cob, Semi-Flint). (92 days.) The small white cob is covered with long, deep, white, semi-flint grains. It is a heavy yielder and the husk grows well down over the end of the ear, which furnishes protection against weevils, worms and birds. This variety is very highly recommended as one of the best, medium-sized ear, white corns for general farm planting in Florida.

¼ lb. 10c; 1 lb. 20c; 2 lbs. 30c; postpaid.
Not prepaid, 14 lbs. (pk.) 95c; 56 lbs. (bu.) \$3.25.

KILGORE'S RED COB PROLIFIC. (95 days.) Very early, a heavy yielder, producing large, heavy ears. It makes first-class "roasting-ears" of fine market appearance. Ears large and heavy, small red cob, deep grain, with the husk coming well over the end, affording great protection from weather, weevils, and birds. The grain is rather hard and flinty, and will keep much better than most sorts. It is one of the best feeding corns, and provides both quality and quantity.

¼ lb. 10c; 1 lb. 20c; 2 lbs. 30c; postpaid.
Not prepaid, 14 lbs. (pk.) 85c; 56 lbs. (bu.) \$3.00.

WHATLEY'S PROLIFIC. (98 days.) An early, very prolific, red cob corn. Especially well suited to Florida with the husk entirely covering the tip of the ears making it resistant to worm and wet weather damage, and bird attacks.

¼ lb. 10c; 1 lb. 20c; 2 lbs. 30c; postpaid.
Not prepaid, 14 lbs. (pk.) 85c; 56 lbs. (bu.) \$3.00.

STRAWBERRY CORN. (90 days.) This variety produces a short, stocky plant, resistant to heat and drouth. The ears are protected from weevils and ear worms by the long, tight husk or shuck. The large, deep grains are copper colored on the outside but are white inside. Valuable for early feed and for roasting ears. A very heavy yielder for an early corn.

¼ lb. 10c; 1 lb. 20c; 2 lbs. 30c, postpaid.
Not prepaid, 14 lbs. (pk.) 85c; 56 lbs. (bu.) \$3.00.



HASTING'S PROLIFIC. (100 days.) This variety is of vigorous growth, rather late in maturity, but an immense yielder. Ears are medium size, usually two per stalk. Cob is small, covered with deep, white, hard kernels. Good for grain and for roasting ears.

¼ lb. 10c; 1 lb. 20c; 2 lbs. 30c; postpaid.
Not prepaid, 14 lbs. (pk.) 85c; 56 lbs. (bu.) \$3.00.

IMPROVED GOLDEN DENT. (86 days.) A wonderful yielder, and does splendidly here in Florida. It is planted extensively for early use, but is too soft for a general crop. Has large, deep, broad grains, and is desirable for early feed.

¼ lb. 10c; 1 lb. 20c; 2 lbs. 30c; postpaid.
Not prepaid, 14 lbs. (pk.) 85c; 56 lbs. (bu.) \$3.00.

HICKORY KING. (91 days.) A very desirable, early, heavy-yielding white Corn, with very large, deep, broad grain and small cob. Will do well on thin Florida soil and is popular as a fine roasting-ear Corn. Hickory King is a standard and exceedingly popular variety in Florida as an early field Corn.

¼ lb. 10c; 1 lb. 20c; 2 lbs. 30c; postpaid.
Not prepaid, 14 lbs. (pk.) 85c; 56 lbs. (bu.) \$3.00.

MEXICAN JUNE. (89 days.) A splendid variety to plant in case your vegetable crop is a little late coming off the ground on which you desire to plant Corn. It is a drought and heat-resistant variety. This variety is very popular and a good yielder. May be used for roasting ears.

¼ lb. 10c; 1 lb. 20c; 2 lbs. 30c; postpaid.
Not prepaid, 14 lbs. (pk.) 85c; 56 lbs. (bu.) \$3.00.

POP CORN

Plant 10 pounds per acre.

IMPROVED BABY RICE (White). (90 days.) The ears are large, round, from three to five inches long, with many rows of kernels, and the kernels are long and slender in shape. It is a very heavy yielder. The cob is small, so 115 to 120 lbs. of ear corn will usually shell about 100 lbs. of shelled corn.

¼ lb. 10c; 1 lb. 20c, postpaid. Not prepaid, 10 lbs. \$1.20; 25 lbs. \$2.50; 100 lbs. \$9.00.

GOLDEN BABY RICE (Yellow). Similar to White Baby Rice except for color, and is a little smaller.

¼ lb. 10c; 1 lb. 20c, postpaid. Not prepaid, 10 lbs. \$1.20; 25 lbs. \$2.50; 100 lbs. \$9.00.

GOLDEN QUEEN (Yellow). (95 days.) Ears are of medium size, six to eight inches in length. Grain is of dark orange color, rounded in shape, and very closely knit on the cob, which is very small. The grain will shell out from eighty to eighty-five pounds per 100 pounds of ears. When in popping condition, it pops very well and has extremely fine flavor.

¼ lb. 10c; 1 lb. 20c, postpaid. Not prepaid, 10 lbs. \$1.20; 25 lbs. \$2.50; 100 lbs. \$9.00.

High Vitality Seed Must Be Planted To Secure A Good Stand

**Kilgore's Bred-Rite Seeds Are Now Air-Conditioned.
This Means Higher Vitality, Better Germination and Stronger Plants.**

The Kilgore Seed Company, the leader in all new things pertaining to seeds, has installed in its central warehouse at Plant City, Florida, the most up-to-date dehumidifying machinery in order to maintain high vitality in all its seeds.

A seed is a living organism and must be dealt with as such if good results are to be obtained when planted under favorable conditions. Seeds, like other living organisms, respire or breathe. Experiments show that seeds kept in a humid atmosphere, with high temperature, absorb moisture, and respire or breathe rapidly, which means they use up their vital energy. With high moisture content in the seeds, the higher the temperature the greater the respiration, and the quicker the loss of vitality of the seeds. By reducing the water content of seeds, respiration is reduced and vitality is conserved and greatly prolonged.

Our experiments show that moisture has a more important bearing on respiration in seeds than has temperature, thus, if excess moisture is controlled, and if the seeds are kept in a dry atmosphere, respiration will be reduced and the vitality of the seeds will be retained and life is greatly prolonged. Our experiments have shown further that if the seed is dry, it requires a very long period of high temperature to cause injury.

Our tests show further that seeds kept in cold storage, or in cold climates, where humidity cannot be lowered sufficiently, absorb a considerable quantity of moisture. When these seeds, high in moisture content, are then brought out of cold storage, or from the cold climates and are subjected to ordinary conditions of high humidity and high temperature, they go down in germination rapidly. It is true that the respiratory activities in the seeds are much reduced in low temperatures, and the vital energy of the seed is thus conserved, but when the seed is taken out of cold storage into hot, humid climates, the greater amount of reserve energy in these seeds causes a more vigorous activity within the seed cells, and the seeds go down in vitality much more rapidly than if they had not been kept in cold storage or in cold climates. Our experiments show that in partially drying seeds, the opposite effect is apparent, that is, it takes a longer time for the seeds to absorb moisture from the atmosphere than otherwise, due to the contracting of the seed coats. However, when this dry seed is planted in moist soil it absorbs moisture rapidly and germination is accelerated because of the conserved vitality of the dry seeds.

The relative humidity in Kilgore's new Dehumidified Warehouse is maintained uniformly at 50 per cent, whereas, outside conditions during the summer months the relative humidity ranges from 75 to 95 per cent. In similar manner, the temperature in the warehouse is maintained uniformly at 80 degrees whereas in ordinary storage it ranges from 80 to 98 degrees in summer. This efficient dehumidifying equipment has been installed by The Kilgore Seed Company as the result of experiments conducted in their warehouse and laboratory during the past five years.

We have now gone further in order to insure our customers receiving high vitality seeds. In each of our Florida stores, we have installed air-tight rooms for keeping our surplus supplies of small vegetable and flower seeds. The atmospheric humidity in these rooms is held down by use of chemicals, so that the seed is kept under proper conditions until it is delivered to you through our mail order department or through one of our twelve Florida stores.

These dehumidified rooms insure our customers against getting seeds which go down in germination rapidly, or seeds in a weakened condition, that will not give a rapid germination or good stand when planted. Seeds kept in open storage absorb excessive moisture, which moisture, especially in periods of high temperature, causes the life processes in the seeds to go on at a very rapid rate. This devitalizes the seeds, and thus prevents rapid, strong germination, and causes the production of small weak seedlings. Seeds in open storage, or cold storage, due to absorption of moisture, gain in weight, so that when you purchase Kilgore's Bred-Rite Air Conditioned Seeds, from which the excess moisture has been removed in order to retain the high vitality of the seeds, you will get more seeds in a pound, due to the fact that they weigh less, being devoid of excess moisture, and in addition, they are in better condition for planting. Our improved storage facilities prolong the vitality of Kilgore's Bred-Rite seeds, and also insure the production of more vigorous seedlings. This additional service is provided to give you in Kilgore's Bred-Rite Air Conditioned seeds, more and better seeds for your money.

In addition to keeping our seeds in artificially dried storerooms, we have one of the most up-to-date seed testing laboratories where samples of all of our seed stocks are tested at regular intervals to further insure our customers against planting low vitality seeds. In our laboratory, tests are made every six weeks of all seed stocks in our warehouse, mail order department and all of our distributing points.



A close up view of one of our seed testers. In these testing machines germination tests are made in the laboratory under ideal conditions. We make corresponding tests in the soil so that we know at all times the correct germination of all seed stocks we have on hand. Seed stocks that are found to be falling in germination and will soon be too low to give a good stand, are immediately removed from our warehouse and distributing plants and are destroyed.



BEAUTIFUL LAWNS CAN BE GROWN IN FLORIDA

GRASS SEED

We are not bound for any definite time by the prices quoted in this Catalog. All prices are subject to change without notice. We recommend that you order as early as possible. Our grass seeds are cleaned, well-bagged, and of highest quality stocks.

All Grass Seed Prices Quoted are F. O. B. Plant City, Except 1-lb. Lots, Which are Prepaid. Prices Quoted on Centipede and St. Augustine Grass Sprigs are F. O. B. Our Florida Nursery.

BERMUDA GRASS (Unhulled)

Sow 25 to 100 pounds per acre.

Seed can be sown from March to November, and should be mixed with fine soil when sowing to get a good even distribution. For pasture, use 25 pounds per acre; for lawns or golf courses, where a heavy thick sod is desired, use ¼ pound per 100 square feet or 100 pounds per acre. Bermuda Grass makes a beautiful velvety, permanent lawn where plenty of water is available and proper care given. When Bermuda Grass turns brown in late fall and winter, give it a good application of sheep manure at the rate of 5 pounds per 100 square feet, or 1 ton to acre, and ½ pound Italian Rye Grass per 100 square feet, or 200 pounds to acre, broadcasting both seed and sheep manure right on top of Bermuda Grass, with no cultivation, but plenty of water. This will give a beautiful green lawn throughout winter and spring.

1 lb. 30c; 10 lbs. \$2.30; 25 lbs. \$5.25; 100 lbs. \$20.00.

CARPET GRASS

Sow 25 to 100 pounds per acre.

Plant in fall from October to December, and in spring from March to June. For pasture use 25 pounds of seed per acre, broadcast. Carpet Grass is desirable for lawns and golf courses, and for this purpose use ¼ pound for 100 square feet, or 100 pounds per acre. Carpet Grass, like practically all other grasses, thrives where plenty of moisture is available and the richer the soil the better. The more mowing, trampling and grazing it has, the better it likes it and the better the lawn.

1 lb. 30c; 10 lbs. \$2.40; 25 lbs. \$5.50; 100 lbs. \$21.00.

ITALIAN RYE GRASS

Sow 50 to 200 pounds per acre.

This is a very valuable and desirable fall and winter grass for Florida, but not permanent, giving way as soon as warm weather comes on; however, for quickly grown beautiful green lawns, golf greens, and fairways it cannot be excelled. Planted earlier part of October it will be ready for the mower in three to four weeks, and will make vigorous, luxuriant growth throughout fall and winter and well up into late spring. Do not plant before October 1 and later than March. For lawn or golf-course work, plant ½ pound seed per 100 square feet, or 200 pounds per acre. This will give good, heavy, thick sod. For grazing or hay, plant at rate of 50 pounds per acre.

1 lb. 15c; 10 lbs. 95c; 25 lbs. \$2.00; 100 lbs. \$6.50.

HULLED BERMUDA GRASS

Sow 1 to 2 pounds to each 1,000 square feet of lawn.

This is the highest grade Bermuda grass seed. Formerly thought impossible, the hard, almost water-tight hulls of the seed are removed. This revolutionizes Bermuda lawn planting because of the quick, sure results it produces, the seed germinating in a week with proper moisture conditions.

1 lb. 40c; 10 lbs. \$3.30; 25 lbs. \$7.75; 100 lbs. \$30.00.

BITTER BLUE-STEMMED ST. AUGUSTINE GRASS

(Chinch Bug Resistant)

Use 1 bushel of sprigs per 200 to 300 square feet.

This strain is better in every way than the old variety of St. Augustine. It is a stronger grower, is much tougher, holds its color in cold weather, has a longer and stronger root system, so will stand more dry weather. The joints are close, and the runners grow flat on the ground. It does well in shaded places. It is extremely chinch bug resistant. The sprigs should be planted in well prepared soil, setting about 6x9 inches apart.

Shipped only by express, direct from our Jupiter, Florida, Nursery.

Not prepaid, 1 bu. \$1.50; 5 bu. \$7.00; 10 bu. \$13.50.

CENTIPEDE GRASS

Plant 1 bushel of sprigs per 300 to 400 square feet.

This variety forms a very heavy sod, choking out even Bermuda grass and sand spurs. It never needs weeding and is very easy to mow. This grass is practically disease-free. Centipede grass is planted by sprigs, 3 to 5 inches long, in rows 12 inches apart, and 3 to 4 inches apart in the rows. Insert the sprigs in the ground, leaving about ½ to 1 inch showing. Do not cover them entirely. For the first few months the lawn will need careful watering and some fertilizer.

Shipped only by express, direct from our Lake Wales, Florida, Nursery.

Not prepaid, 1 bu. \$1.25; 5 bu. \$5.00; 10 bu. \$8.50.

SUDAN GRASS

Sow 5 to 20 pounds per acre.

Seed can be sown from March to August, either in cultivated rows 30 inches apart at the rate of 5 pounds per acre, or broadcast at the rate of 20 pounds per acre. By getting a good thick stand the hay will be of much finer quality. Sudan Grass may be used as a green feed same as cattail millet, as it grows out immediately after being cut, or makes a fine pasture.

1 lb. 15c; 10 lbs. 90c; 25 lbs. \$1.75; 100 lbs. \$6.00.

FIELD SEED

We are not bound for any definite time by the prices quoted in this Catalog.
All prices are subject to change without notice. We recommend that you order early.

ARTICHOKE-JERUSALEM

Plant 400 pounds per acre in 3-ft. rows.

In Florida plant from December 1 to April 1. Grown like Irish potatoes. Plant whole tubers, 2 to 4 inches deep, 20 inches to 2 feet apart in 3-foot rows. Thrives best in well drained, sandy land, and requires very little fertilizer or attention. Will stand considerable drought. Very valuable as a hog fattener and conditioner, also fine for cattle. Also makes an excellent table dish prepared and served exactly the same as Irish potatoes. When mature turn hogs in field to harvest or dig as needed as they keep well in the ground. 300 to 400 bushels per acre is an average yield, although they often yield much higher.

Pk. (12½ lbs.) \$1.25; ½ bu. (25 lbs.) \$2.00; Bu. (50 lbs.) \$3.50; 5 to 10 bushels @ \$3.00 per bushel. F.O.B. Tampa, Fla. Write for prices on larger quantities.

DALLIS GRASS

Sow 10 to 20 pounds per acre.

Dallis Grass is a large perennial, erect, bunch grass, which stands heavy grazing. Under Florida conditions, Dallis grass is best suited to muck lands, heavy clay soils of a rather moist nature and low flat woods land. It is useless to plant Dallis grass on ordinary sandy soil in Florida. Dallis grass is very suitable to winter grazing because it is hardy. 1 lb. 35c; 10 lbs. \$2.60; 25 lbs. \$6.00; 100 lbs. \$23.00. F.O.B. Plant City, except pound lots, which are prepaid.

ALYCE CLOVER

Sow 5 to 10 pounds per acre.

This is a new plant used as a cover crop, soil builder and for hay. It has shown great promise especially in the vicinity of Lakeland and Bartow, Fla. Seed should be planted on well prepared ground and covered very lightly. Planting can be done any time from April to June. The crop is similar to alfalfa in chemical composition. It makes palatable hay. It is a good soil builder, not as well adapted, however, to high, dry sandy land as is Crotalaria. Inoculate seed with Nitragin before planting. (See page 51.)

1 lb. 30c; 10 lbs. \$2.30; 25 lbs. \$5.25; 100 lbs. \$20.00. F. O. B. Plant City except pound lots which are prepaid.

WHITE DUTCH CLOVER

Sow 12 to 15 lbs. per acre alone, or 6 to 8 lbs. per acre in a mixture.

Recommended principally for mixtures in perennial pastures. Furnishes abundant grazing throughout the year in the south. Also useful for lawns, especially in mixtures. Does well with Bermuda and Dallis Grass. Succeeds best on moist ground and during wet seasons. Sow in the late fall and early winter. Inoculate seed with Nitragin before planting. (See page 51.)

1 lb. 75c; 10 lbs. \$6.80; 25 lbs. \$16.50; 100 lbs. \$65.00. F.O.B. Plant City, except pound lots which are prepaid.

PERSIAN CLOVER

Sow 8 to 10 lbs. per acre alone, or 4 to 5 lbs. per acre in mixtures.

Should be planted on every pasture for grazing from December until June. Will stand heavier, wetter lands than most clovers. Grows well in mixtures. Sow in late fall or early winter. Inoculate seed with Nitragin before planting. (See page 51.)

1 lb. 55c; 10 lbs. \$4.80; 25 lbs. \$11.50; 100 lbs. \$45.00. F.O.B. Plant City, except pound lots which are prepaid.

CALIFORNIA BUR CLOVER

Sow 20 to 30 lbs. per acre alone, or 10 to 15 lbs. per acre in pasture mixtures.

Grows fast, withstands dry weather, and is adapted to nearly all soils. Very valuable for grazing and permanent pastures, and is also a good soil builder adding nitrogen and humus. Broadcast seed in late fall or early winter and disc in lightly. Inoculate seed with Nitragin. (See page 51.)

1 lb. 25c; 10 lbs. \$2.10; 25 lbs. \$4.50; 100 lbs. \$18.00. F.O.B. Plant City, except pound lots which are prepaid.

BEGGARWEED (Florida Clover)

Sow 10 pounds per acre.

Perfectly adapted to Florida sandy soil, and makes one of the finest pastures. A splendid quality of most nutritious hay.

Where the land is once well seeded with Beggarweed, you do not have to plant it any more, as it will come up year after year. If cut for hay at the time the first flowers appear, the roots will send up a second crop which may be saved for seed and from which enough seed will scatter to insure a crop for next season.

The seed may also be scattered in the corn rows at the time of the last cultivation. For the best quality of hay, the crop should be cut when 8 to 4 feet high, or at the beginning of the blooming period. Plant the seed from April to August, at the rate of 10 pounds per acre. Cover seed shallow, as it is small, and if put in the ground too deep it cannot germinate. Inoculate seed with Nitragin. (See page 51.)

1 lb. 40c; 10 lbs. \$3.80; 25 lbs. \$9.00; 100 lbs. \$35.00. F.O.B. Plant City, Except pound lots, which are prepaid.

BENNE OR SESAME

Sow 3 to 5 pounds per acre drilled.

A tall growing annual herb, grows 8 to 5 feet, producing flowers followed by seed pods, which shatter the oily seeds in great profusion. These seeds are relished by poultry and a great use at present is a crop to attract and feed wild birds, especially quail and partridges. This is one of the finest plants that can be grown for poultry feed. Plant from March to July, drilling seed thinly in rows three to four feet apart. Can be planted until July. Cultivate the same as corn. Benne matures in about four weeks and seeds will continue to develop for about three months after it begins to ripen. Benne will do well on any soil suitable for corn. We have both the imported, dwarf variety, and native Giant or Tall variety. When ordering indicate which type you prefer.

Pkt. 10c; 1 lb. 35c; 10 lbs. \$2.75; 25 lbs. \$6.50.

F.O.B. Plant City, except pound lots, which are prepaid.

BAHIA GRASS

Sow 15 to 20 pounds per acre for pasture.

Bahia grass is a perennial pasture grass spreading by stolons (surface runners) and seed. Bahia grass seed can be planted any month in the year. Seed should be planted broadcast on well prepared ground. The grass has short, thick stolons, and spreads slowly, but the root system is large and once a sod is formed few other plants are able to encroach on it. It does best on productive soils, but will make a good sod on poorer, drier soils. It is important to expose the seed to the sun for a few days before planting so as to hasten the germination, otherwise it will require about a month for the seed to germinate.

1 lb. 35c; 10 lbs. \$2.90; 25 lbs. \$6.75; 100 lbs. \$26.00.

F.O.B. Plant City, except pound lots, which are prepaid.

CHUFAS

Sow 1 to 1½ pecks per acre.

(90 days.) This is a species of ground nut, easily grown, and a wonderful hog fattening crop. Plant from April to August. Cultivation is the same as for bunch peanuts. Can be left in the ground until time to turn the hogs in, the hogs doing the harvesting. Make rows 2½ to 3 feet apart, dropping seeds 6 to 8 inches apart in the row, and covering about two inches. Especially suitable for sandy and loamy soils, and will grow on the poorest of lands.

1 lb. 25c; 2 lbs. 45c; postpaid.

Not prepaid, 11 lbs. (pk.) \$1.00; 44 lbs. (bu.) \$3.50.

FIELD SEED (Continued)

WHITE KAFFIR CORN

Sow 10 pounds for grain and 1 bushel per acre for forage.

Kaffir Corn has become more valuable every year because of its drought resisting qualities. Grows 4 to 5 feet high, very stocky and leafy; valuable alike for forage and grain. Plant from March to August, in rows 3 feet apart, drilling seed thinly like sorghum. If wanted for grain, principally, let heads mature on the stalk and then the whole stalk may be cut for fodder after the seed heads have been cut. If wanted for fodder, mainly, cut down the stalks when the first seed heads begin to appear, leaving 4 to 5 inches of stubble. From this stubble will spring a second growth, making an excellent crop for forage and a fair crop of grain. Stalks keep green and juicy to the last. For poultry feed and small grain it is unexcelled.

1 lb. 25c, postpaid.

Not prepaid, 10 lbs. \$1.00; 25 lbs. \$2.00; 100 lbs. \$6.50.

CHICKEN CORN—WHITE SEEDED (Egyptian Wheat)

Sow 8 to 10 pounds per acre.

This is a sorghum with extra large, loose, bushy heads, covered thickly with small grains. If left standing, the grains drop off in a scattering manner, and the chickens gather them. If grown on a large scale, the large, well filled heads can be cut at maturity and fed to the poultry as desired. It is best to sow the seed thinly in three to four foot rows, leaving two to three plants to every three feet of row. If planted in small batches it is best to plant near the chicken houses so chickens can feed on the seeds as they fall. White Seeded Chicken Corn, with ease of growth, sure crop and heavy yields, will go a long way towards solving the poultry feed problem. It is the cheapest and best chicken feed you can grow.

1 lb. 25c, postpaid.

Not prepaid, 10 lbs. \$1.25; 25 lbs. \$2.75; 100 lbs. \$10.00.

COWPEAS

Sow 1 bushel per acre.

Cowpeas may be sown any time from March to September broadcast or in drills 3 to 4 feet apart. From 1 to 2 bushels per acre are used in broadcasting and from 2 to 3 pecks for seeding in drills, or considerably less of the small-seeded varieties. Inoculate with Nitragin. (See page 51.)

Due to the unstable condition of the market, we were unable to make price quotations on field varieties of Cowpeas when this catalog went to press. Write for prices, indicating variety and quantity desired.

Field Varieties of Cowpeas

Brabham. The Brabham Cowpea is absolutely immune from wilt and root-knot which attack some other varieties, makes fine, vigorous growth of vines, is early, and, where planted in March, April, or May, two good cuttings of hay can be made.

Whippoorwill. Very early, prolific, makes good growth of vines, and is a good variety for general purposes.

Mixed. The advantage claimed for sowing Mixed Cowpeas is that they produce an exceedingly heavy growth of vines for forage or soil improvement.

Table Varieties of Cowpeas

Cream Lady. An excellent, very high quality pea for table use. Plant is stocky, dark green, bunching, and makes a short vine. The small pods are oval, medium green, straight, blunt, closely filled with light green tender peas. Our stock of this variety is very clean and pure, the seed growing fields having been carefully rogued each year and the seed is hand picked.

1 lb. 25c; 2 lbs. 45c, postpaid.

Not prepaid, pk. \$1.65; bu. \$6.00.

Early or Two-Crop Conch or White Acre. A most delicious table pea. Makes a good vine. Two crops a year can be grown on the same vines. Very high edible quality, delicious, tender and sweet flavored. Pods are long, round, and filled with small cream colored seeds.

1 lb. 25c; 2 lbs. 45c; postpaid.

Not prepaid, pk. \$1.55; bu. \$5.75.

Brown or Sugar Crowder. An early, edible podded variety, used also for green shelled peas and for dried peas. Plant dark green, thick stemmed and branching. The large pods are round, plump, blunt, medium green, filled with brownish peas, crowded tightly together. Seeds smooth, buff-brown with darker colored brown eye. Used also as a forage crop and for soil improvement. Our special strain of this variety has been especially selected for broader, flatter, thicker pods which do not fit too tightly around the seeds and shell out easier than the regular narrow type pods.

1 lb. 25c; 2 lbs. 45c; postpaid.

Not prepaid, pk. \$1.55; bu. \$5.75.

Thin Shelled Purple Hull. Vines make a very vigorous branching growth, and do best when planted in three foot rows. If planted close, plants go all to vine and do not bear well. Very early and productive. Pods ripen to a deep purple color, are very large, long, slightly curved, well filled with large seeds of high edible quality.

1 lb. 25c; 2 lbs. 45c, postpaid.

Not prepaid, pk. \$1.55; bu. \$5.75.

Blue Goose. This is an early Crowder Pea type. A fine table Pea as well as a splendid soil-improver and stock Pea. Pods are long, and the seed is very large and speckled.

1 lb. 25c; 2 lbs. 45c, postpaid.

Not prepaid, pk. \$1.25; bu. \$4.50.

California Blackeye. This is one of the best varieties of cowpeas for table use. Very early and very prolific. A standard heavy-bearing, strong-growing variety for easy growth.

1 lb. 25c; 2 lbs. 45c; postpaid.

Not prepaid, pk. \$1.00; bu. \$3.75.

Extra Early Ramshorn Blackeye Peas. This is the earliest maturing large Blackeye pea. Matures sweet tender peas two months after planting and continues to bear if green peas are kept picked. The prolific heavy yield, along with attractive appearance of the large mature peas, extreme earliness, and good keeping qualities make it a most popular Blackeye pea for Florida trucking. The delicious flavor and large long pods which are easily shelled make it very popular with home gardeners. The vine produces large leaves with a very vigorous growth.

1 lb. 25c; 2 lbs. 45c; postpaid.

Not prepaid, pk. \$1.55; bu. \$5.75.

Early Wilt-Resistant Ramshorn Blackeyes. Matures green peas in about 63 days; dried peas 73 days. Extremely prolific. It makes a tremendous number of long pods for its small upright vine. It is uniform in size, growth and maturity. They have a delicious flavor and are the blackeye peas for early market.

1 lb. 35c; 2 lbs. 60c, postpaid.

Not prepaid, pk. \$2.25; bu. \$8.50.

Giant Wilt-Resistant Ramshorn Blackeyes. Matures green peas in about 70 days; dried peas in 80 days. The most vigorous and heaviest yielding edible pea. The peas are almost twice the size of ordinary blackeyes. They can be planted in wider rows, require less seed per acre and are best for the main or late crop. It is a dual purpose pea, producing a tremendous yield of green and dry peas, yet makes more vine growth and is better for green manure or hay than Iron, Brabham and other cowpeas. Home gardeners should plant both strains, but for the early market the Early Wilt-Resistant strain is best.

1 lb. 35c; 2 lbs. 60c, postpaid.

Not prepaid, pk. \$2.25; bu. \$8.50.

FIELD SEED (Continued)

CROTALARIA

Sow 10 to 20 pounds per acre.

It is particularly desirable as a cover-crop for groves, truck and farm-lands, and does well on all kinds of soil except muck. It is a legume, thus adding a large amount of nitrogen to the soil, which in experiment station tests has been found to range from 83 to 207 pounds per acre. It makes a very profuse growth, furnishing an abundance of green material for humus. It can be mowed once a year, just as it starts to bloom; this will keep it from becoming too coarse. If cut 10 inches above the surface of the ground, the plant will produce the second growth and sufficient seed for re-seeding the land the following year.

Crotalaria should be sown broadcast from March to June, on well-prepared land, usually at the rate of 15 to 20 pounds of Spectabilis seed per acre, or 10 to 15 pounds Intermedia, depending on how thick the coverage is desired, and harrowed lightly.



Inoculate. Be sure to inoculate Crotalaria seed with Nitragin before planting. By so doing you will not only have the assurance of a surer stand, but a better

crop, and the succeeding crop will have the benefit of a larger amount of nitrogen stored in the Crotalaria roots. (See page 51.)

Intermedia. This is the newest strain of Crotalaria introduced from Africa a few years ago, and has been thoroughly tested at the Florida Experiment Station for several years, where it has shown to have much promise for Florida. It grows much the same as the other two Crotalaris commonly grown in Florida, the plants however have smaller leaves and are somewhat less vigorous in growth than the other two. It is hollow stemmed like Spectabilis and can be easily worked into the soil. It does well on high ground but seems best adapted to the better sandy soils. The Florida Experiment Station has had good success planting the seed at the rate of three pounds per acre in rows three and one-half feet apart. It can then be cultivated much the same as corn. Seed of this strain is smaller than seed of the other two, and should be planted about an inch and one-half to two inches deep as soon as the danger of frost is past. Intermedia makes a good cover crop to plow under and cattle eat it more readily than they do the other two species. We have a very pure strain of seed of this new Crotalaria, it having been grown in well isolated locations, away from all other Crotalaris. Plant 10 to 15 pounds per acre on well prepared land.

1 lb. 25c, postpaid.

Not prepaid, 10 lbs. \$1.80; 25 lbs. \$4.00; 100 lbs. \$15.00.

Spectabilis. This variety is not as fibrous as Striata, the growth is much heavier, and the stems are hollow. As a result, it can be plowed under easier and it rots much quicker. The seed, which is much larger than Striata, matures a little earlier and more uniformly, making it a surer and heavier seeder. Spectabilis is best adapted to low moist soils, but also does well on sandy soils with plenty of moisture. Plant 15 to 20 pounds per acre.

1 lb. 20c, postpaid.

Not prepaid, 10 lbs. \$1.20; 25 lbs. \$2.25; 100 lbs. \$8.00.

Our field seed for Florida is not purchased on the open market, but is grown year after year for us by the same seed growers who have made a specialty of producing field crops for seed. For these reasons, when you plant Kilgore's field seed, which has been produced for you by specialists, you may be certain of getting the best strains of high yielding varieties adapted especially to Florida growing conditions. Such seed costs more to produce, and is worth more to plant than the ordinary run of field seed.

CATTAIL OR PEARL MILLET

Sow 8 to 10 pounds per acre.

This is one of the best yielders of green forage and continues to grow and produce through the entire season if cut frequently enough to prevent its growing to seed. A tropical plant making an enormous growth all through our long Florida summers. Relished by all kinds of stock, and they eat it greedily. No plant will go further towards solving the forage problem in Florida than Cattail Millet. It ought to be grown on every Florida farm. Plant in early spring as soon as frost danger is past. Can be planted as late as August. Sow thinly in rows three feet apart.

1 lb. 25c, postpaid.

Not prepaid, 10 lbs. \$1.25; 25 lbs. \$2.75; 100 lbs. \$10.00.

GOLDEN MILLET (Formerly called German Millet)

Sow 1 bushel per acre.

Golden Millet is an important and nutritious hay crop, relished by horses and cattle. Seed thickly, not less than one bushel per acre. For an early hay crop plant in March and April. For a second crop plant in July and August. It matures in from six to eight weeks after seeding. Cut while in bloom, before the seed hardens in the head, because after that the hay quality decreases. For a large yielding, nutritious, quick growing hay crop there is nothing better than Golden Millet.

1 lb. 20c, postpaid.

Not prepaid, 10 lbs. \$1.00; 25 lbs. \$2.00; 100 lbs. \$6.50.

OATS

Sow 5 pecks per acre.

A bushel weighs 32 pounds.

Plant in drills 1½ feet apart and cover seed 2 to 3 inches deep. If the seed is broadcast, use tooth harrow. The best time to plant oats in Florida is October and November.

Coker's Fulgrain (33-19) (New, extra early, cold and smut resistant.) (120 days.) This is probably the best all around oat ever introduced for the Florida planter. Named Fulgrain from the beautiful, plump, heavy grains. An extremely high yielder of high quality grain. Resistant to cold and storm injury, and very resistant to smut. It is very high in feeding value. It stools out splendidly. This new oat has all the qualities of a perfect oat for the Florida farmer.

1 lb. 15c; 2 lbs. 25c; postpaid.

Not prepaid, 8 lbs. (pk.) 40c; 32 lbs. (bu.) \$1.00.



Crotalaria Spectabilis

Valuable for Adding Organic Matter and Nitrogen to the Soil

FIELD SEED (Continued)

PEANUTS

Sow 1 bushel per acre.

In addition to the crop of nuts for hogs, peanuts yield a large quantity of nutritious dry forage. Florida Runner Peanuts are by far the best when grown to fatten hogs, as they can be left in the ground until eaten, but not so with the Valencia or Spanish Peanuts, because they must be harvested as soon as matured, or they will sprout and come up the first wet spell.

It is better to shell the seed that is to be planted. If planted in corn, a bushel will plant 4 acres, but where planted solid it requires a bushel of seed per acre, in 3-foot rows, dropping seeds in hills a foot apart. For best results inoculate peanuts with Nitragin. (See page 51.)

Valencia. (100 days.) This variety is adapted for growing in light sandy soils. It fills the demand for a peanut that is large and contains more nuts than the common varieties. Pods are large, well-filled, usually containing 3 or 4 nuts.

1 lb. 20c; postpaid.

Not prepaid, 5 1/4 lbs. (pk.) 85c; 22 lbs. (bu.) \$3.00.

Small Spanish. (90 days.) This is the little white Spanish Peanut, very productive and one of the surest croppers. The nuts stick to the vine in harvesting and both tops and nuts are fed to cows, horses, and hogs as a whole-grain ration.

1 lb. 15c, postpaid.

Not prepaid, 6 1/4 lbs. (pk.) 50c; 25 lbs. (bu.) \$1.75.

Improved Spanish. (95 days.) This variety can be planted closer than others, is more easily cultivated and gathered because the nuts cling firmly to the roots. Not as large as some other kinds, but the nuts entirely fill the pod and are very sweet and delicious in flavor. Very easily cured.

1 lb. 20c; postpaid.

Not prepaid, 6 1/4 lbs. (pk.) 75c; 25 lbs. (bu.) \$2.75.

Florida Runner. (120 days.) This is the principal variety for hog feed, as the nuts will remain in the ground in good condition all fall until eaten out by the hogs.

1 lb. 15c; postpaid.

Not prepaid, 6 1/4 lbs. (pk.) 45c; 25 lbs. (bu.) \$1.50.



Florida Runner Peanuts

DWARF ESSEX RAPE

Sow 4 pounds in drills or 5 to 10 pounds broadcast per acre.

For early Spring, Fall or Winter planting for quick green forage or grazing for hogs and poultry, there is nothing equal to Dwarf Essex Rape. While mostly planted in Fall and early winter, it may be planted in early Spring, but it will not stand much warm weather. It makes a quick succulent growth. It may be used as a substitute for turnip greens. The tops look like Rutabagas and growth is similar yet larger, but Rape makes no fleshy roots. It can be planted in rows like turnips, or broadcast covering by a light harrowing. It is ready for grazing in eight to ten weeks after planting. After cutting, or grazing it keeps coming out again. Rape can be sown with fine results any month from August to March. It is a splendid green feed and forage crop relished by all kinds of stock and is relished especially by milk cows and increases the production of milk. It is also valuable for hogs and poultry, and makes an exceptionally fine hog pasture.

Pkt. 10c; 1 lb. 25c, postpaid.

Not prepaid, 10 lbs. \$1.80; 25 lbs. \$4.00; 100 lbs. \$15.00.

RICE

Sow 1/2 bushel per acre.

Rice makes fine feed for both stock and poultry. Prepare the ground thoroughly and drill 1/2 bushel per acre in 2 1/2-foot rows and cultivate a few times. Should be planted in March or April in order that it may mature at a time to miss the rice-bird season. If planted in June and July it will also miss the bird season.

Gopher. This is a very popular variety for Florida, and is generally known as Upland Rice. Grains heavy, broad, and flat.

1 lb. 20c; 2 lbs. 35c, postpaid.

Not prepaid, 11 lbs. (pk.) 85c; 44 lbs. (bu.) \$2.75.

Pearl (White). This variety is used very extensively in Florida. It produces a heavier, taller, more vigorous stalk with heavier heads than other varieties of this type. Does not shatter as badly as other varieties. Produces long, slender grains. Best adapted for low wet land.

1 lb. 20c; 2 lbs. 35c, postpaid.

Not prepaid, 11 lbs. (pk.) 85c; 44 lbs. (bu.) \$2.75.

RYE

Sow 1 peck in drills; broadcast 1 bushel per acre.

Rye is perhaps the most valuable and leading fall and winter forage crop for Florida. Absolutely dependable and will yield an enormous amount of grazing throughout the fall and winter season. Relished by live stock and poultry.

Rye can be planted from September to January but October, November, and December are the best months in which to plant. If you wish to cut and feed green instead of grazing it, plant in drills, 3 feet apart, using a peck of seed per acre, but where planted broadcast, it will take 1 bushel to seed an acre.

Florida Black Rye. A standard upright, tall-growing variety and a type that always gives satisfactory results in Florida. Northern or western varieties of rye have a tendency to fall over on the ground and are not suitable for grazing or cutting in Florida. Florida Black and Abruzzi are tall, upright growing varieties and both are ready for grazing in about seven weeks.

1 lb. 20c; 2 lbs. 35c; postpaid.

Not prepaid, 14 lbs. (pk.) 90c; 56 lbs. (bu.) \$3.25.

Abruzzi. Best tall-growing variety, producing a heavier tonnage of green feed and grain than any other type. Tall and upright, early and heavy yielder.

1 lb. 20c; 2 lbs. 35c; postpaid.

Not prepaid, 14 lbs. (pk.) 70c; 56 lbs. (bu.) \$2.25.

FIELD SEED (Continued)

SESBANIA

Sow 40 pounds per acre.

During the past few years, Sesbania has been attracting attention in different parts of Florida as a cover crop, to grow on land that is more or less covered with water. Unlike other cover crops, Sesbania will grow in water, and will grow ideally well in the hot weather of midsummer on low, wet land. Sesbania is valuable under these conditions, not only as a green manure cover crop, but also as a means of killing out Bermuda Grass, nut grass and other weeds. Because of the fact that Sesbania grows so rapidly, and makes such a heavy dense growth quickly, it smothers out all weed growth. In addition to all this, it being a leguminous crop, forming nodules on the roots, it fixes atmospheric nitrogen. For best results use Nitragin. (See page 51.)

In order to get rapid and high germination on Sesbania seed, it is important to have the seed scarified. Scarified seed will usually germinate in from three to five days after planting. It is generally recommended to plant Sesbania seed at the rate of thirty to forty pounds per acre, even a little heavier if weeds are bad. It is usually planted in late May, June and July, and a dense tall growth is obtained in about two months, at which time the crop may be plowed under with a disk plow, and the stalks will rapidly rot.

1 lb. 20c, postpaid.

Not prepaid, 10 lbs. \$1.10; 25 lbs. \$2.25; 100 lbs. \$7.50.

SORGHUM

Amount of seed needed per acre depends upon the purpose for which planted.

The uses of Sorghum are many, such as green feed, hay, pasturage, silage, syrup, etc.

It is a common practice to sow Sorghum and cowpeas together for hay and pasturage purposes, which is excellent for either. Where sown together use about ½ bushel Sorghum and 1 bushel of cowpeas per acre, sown broadcast. Planted in drills alone in 3-foot rows use 1 peck per acre; where planted for making syrup, use only 7 pounds of seed; or where sown broadcast for forage use 1 bushel of seed per acre. Plant from March to August.

Early Amber. (65 days.) This is the earliest and by far the most popular of all varieties. Grown almost exclusively for a forage crop, either alone or broadcast with peas. Not good for syrup.

1 lb. 20c, postpaid.

Not prepaid, 10 lbs. 85c; 25 lbs. \$1.50; 100 lbs. \$5.00.

Texas Seeded Ribbon Cane. (For Syrup.) This is the standard cane for syrup making in Florida. The stalks are ten to twelve feet tall, and contain an abundance of juice and also produce plenty of leaves for fodder. Not only valuable for syrup making, but will make a large amount of forage and green feed for livestock.

1 lb. 25c, postpaid.

Not prepaid, 10 lbs. \$1.10; 25 lbs. \$2.25; 100 lbs. \$7.50.

SOY BEANS

Sow 1 peck to 1 bushel per acre.

Soy Beans are a great nitrogen-gathering agency and a wonderful soil improver. They do excellently planted in corn, and will not injure it by climbing. Plant either between corn hills or in middles.

Prepare the land as for cowpeas, sowing the seed from March 1 to July 1, a peck of seed per acre, in drills 3 feet apart, dropping two seeds every 6 inches in the drill, or broadcast, one bushel per acre. Do not plant the seed over 1½ inches deep. Cut for hay when pods are well formed, or let the beans mature if wanted for seed. Use Nitragin.

Mammoth Yellow. (110 days.) There are many varieties of soy beans, but our experience has proven that Mammoth Yellow is the best for Florida. It is a strong vigorous grower and heavy yielder of large seeds and also produces an abundance of foliage.

1 lb. 20c; 2 lbs. 30c, postpaid.
Not prepaid, (pk.) 70c; (bu.) \$2.25.

SUNFLOWER

Sow 6 pounds per acre.

Mammoth Russian. Grown principally for the seed, which makes an ideal poultry feed. Matures quickly, is inexpensive to grow, and produces an immense yield, the Mammoth Russian making three to four times as much seed as ordinary varieties. It is also used extensively as a windbreak for beans. Plant from March to September. Plant the same as you would corn, sowing seed in drills three feet apart, and hills one foot apart in the drill, thinning out to one stalk in the hill when four to six inches high. Any soil suitable for corn will grow a good crop of sunflower.

1 lb. 20c, postpaid.

Not prepaid, 10 lbs. \$1.35; 25 lbs. \$2.75; 100 lbs. \$10.00.

VELVET BEANS

Sow 2 pecks per acre.

Velvet Beans furnish one of Florida's most valuable crops for enriching the land, as soil-conditioners and builders. Velvet Beans are good for groves; fine for truck lands in building up the humus; good pasturage for cattle and hogs; and fine land renovators. Plant from March to August.

Due to the unstable condition of the market, we were unable to make price quotations on Velvet Beans when this catalog went to press. Write for prices, indicating variety and quantity desired. Use Nitragin. (See page 51.)

Bunch Velvet Bean. (120 days.) On account of bush habit, this is a very desirable variety to plant in groves or orchards.

Osceola. (140 days.) A splendid producer of both seed and vine. This is one of the most popular varieties for Florida.

Chinese. (120 days.) This variety will make more vines and seed than many others of the Velvet Bean family. Free from stinging fuzz, like the Old Speckled Velvet, and four weeks earlier.

90-Day. (90 to 100 days.) This variety makes a very luxuriant growth and an abundant amount of foliage for pasturage and soil improvement. It matures much quicker than any other kind.

Old Florida Velvet Bean. (180 days.) This variety makes a rank growth of vines and leaves, and will remain as a green cover crop longer than any other. Beans do not shell out when mature as some other varieties do.

Write for prices on Velvet Beans.



Velvet Beans

A Good Soil Improving Crop and Also Good for Forage.

Make Florida More Beautiful With Flowers

FLOWERS RECOMMENDED FOR FLORIDA

- | | | | |
|--|---|--|---|
| Ageratum or Floss Flower
—Tall Purple Perfection,
Dwarf Blue Cap Improved | Cypress Vine—Cypress Vine
Mixture | Dwarf Double Harmony,
Crown of Gold (Collarette
Type), Chrysanthemum-
flowered Hybrids, Tall Af-
rican Double Mixture | Queen Anne's Lace
Salvia—Splendens |
| African Daisy, Arctotis
Grandis | Daisy—Dahlborg | Morning Glory—Heavenly
Blue Improved | Scabiosa—Sunrise Mixture |
| Alyssum—White Gem, Lilac
Queen Improved | Daisy—Shasta, Single and
Semi-Double Giants | Nasturtium, Double—Double
Golden Gleam, Double
Primrose Gleam, Double
Scarlet Gleam, Double
Gleam Hybrids, Golden
Globe Dwarf, Dwarf Gem
Mixture | Snapdragon—Rust Proof Gi-
ant Mixture, Finest Half-
tall Mixture (Rust Proof) |
| Aster—Imperial Mixture,
Crego Assorted Colors,
Single Giants of Califor-
nia-Marguerite Mixture | Daisy—Painted, Single and
Double Mixed | Pansy—Kilgore's New En-
gelmann Giant Mixture | Statice—Assorted Colors |
| Baby's Breath—White or
Pink | Dianthus—Mourning Cloak,
Sweet Wivelsfield, Medal
Mixture | Petunia—Fluffy Ruffles,
Rosy Morn, Heavenly
Blue, Howard Star Im-
proved, Elk's Pride, Vel-
vet Red, Balcony White,
Superb Mixture | Sweet Peas—Sky Blue, Scar-
let Dazzler, Rose Pink, Im-
maculate White, Rainbow
Mixture |
| Balsam—Double Selected
Mixture | Gaillardia—Lorenziana | Phlox—Peninsular Mixture | Tithonia or Mexican Sun-
flower—Orange Vermil-
ion, Fireball |
| Blue Lace Flower—Heaven-
ly Blue | Globe Amaranth—Assorted
Colors | Poppy, California—Gor-
geous Mixture | Verbena—Master Mixture |
| Bachelor's Button—Sky
Blue, Dainty Mixture | Gourds (Ornamental)—
Small Varieties Mixed | Portulaca—Double Mixed | Vinca or Periwinkle,
Mixed |
| Calliopsis—Choice Mixture | Helianthus or Ornamental
Sunflower—Sunshine Mix-
ture | Pyrethrum or Painted Daisy
—Single and Double
Mixed | Zinnia—Desert Gold, Spe-
cial Crown O' Gold Mix-
ture, Fantasy Mixture, Gi-
ants of California Special
Mixture, Assorted Pom-
pon or Lilliput Mixture,
Dwarf Mexican Hybrid
Mixture; Double Giant
Dahlia Flowered, Crimson
Giant, Wonder Rose, Polar
Bear, Sunburst Mixture |
| Candytuft—White Hyacinth-
Flowered, Miniature Gem,
Border Group | Helichrysum or Strawflower
—Many Colors | | |
| Carnation—Charm Mixture | Hollyhock (Cuban)—Mixed
Colors. | | |
| Cosmos—Orange Flare,
Choice Mixture | Larkspur—Kilgore's Stock-
flowered Mixture, Kil-
gore's Giant Imperial
Mixture | | |
| Cuphea—Firefly | Lupin—Assorted Colors | | |
| Cynoglossom—Sky Blue | Marigold—Gigantea Sunset
Giants Mixture, Guinea
Gold, Yellow Supreme, | | |

HORMODIN

Speeds rooting of cuttings

"Hormodin" is a hormone-like plant growth substance. Its principal use is to stimulate rapid growth on cuttings. It has wide-spread use in propagating cuttings, whether rooted with ease, or normally rooted with difficulty. Many cuttings formerly impossible to propagate may now be rooted with the aid of Hormodin.

Hormodin "A" comes in liquid form, and is applied as a dilute, water solution.

Write for booklets, "Facts About Hormodin" and "Hormodin Powder." Full instructions furnished with each package.

Postpaid Prices—Hormodin A Liquid

Size of Packages in B.T.I. Units	Treats Cuttings	Price Per Package
20	300 to 1,000	\$.50
60	600 to 1,800	1.00
240	1,800 to 7,200	2.50



Untreated Treated

For a complete list of Flowers, Rose Bushes, Lawn Grass, and Rock Garden Supplies, and complete cultural directions for planting and fertilizing flowers and lawns, we refer you to our "FLOWER PLANTING GUIDE FOR FLORIDA" which may be obtained free of charge through any of Kilgore's twelve Florida stores or by writing The Kilgore Seed Company, Mail Order Department, Plant City, Florida.

HORMODIN POWDERS

Hormodin Powder is easy to use, consisting of simply dropping moistened stems in the powder and then planting. The cost of treatment is only a fraction of a cent per cutting.

No. 1—For Chrysanthemums, Poinsettias, Roses, Etc.
1 3/4 oz. 50c; 1 lb. \$3.00.

No. 2—For semi-woody plants and most common shrubs.
1 3/4 oz. 75c; 1 lb. \$4.50.

No. 3—For resistant species, such as Evergreens and dormant leafless cuttings.
1 oz. \$1.00; 1/2 lb. \$4.50.

Combination Package, powders Nos. 1, 2 and 3, in carton, 75c. Prices quoted are postpaid.

ROOTONE

(Patents Pending)

A hormone powder to hasten the rooting of cuttings.

Rootone contains one of the most powerful synthetic plant hormones, diluted with other ingredients to get the best range of activity on plants. It is the easy, economical, safe and sure treatment for rooting cuttings.

Low Cost—1/30 to 1/50 cent per cutting.

Simplicity—No skill is needed to apply Rootone. Just dip and plant.

Write for booklet "Rootone—A hormone powder". Complete directions given on each package.

Postpaid prices: 2 oz. package, will treat up to 3,000 cuttings, \$1.00; Commercial package, 1 lb., will treat up to 30,000 cuttings, \$5.00.

FLOWER SEEDS FOR FLORIDA

All flower seeds priced at 10c per packet, 3 packets 25c. Postpaid.

If larger amounts are desired, write us giving quantity wanted, and we will quote special prices.

In the following pages we list and describe 37 kinds of annual flowers which we recommend for Florida as a result of many years of experimental work and testing in our Florida proving grounds. We have found these 37 kinds to be the best adapted to Florida climatic conditions. Under each kind of flower the time of planting indicated is for Florida.

If interested in any straight colors, not listed, or any of the following kinds of flowers, or if interested in lilies and bulbs, which are not listed, write direct to our West Palm Beach store, 910 Belvedere Rd., stating your desires and ask us to quote you prices.

AGERATUM OR FLOSS FLOWER

Plant from September thru March

Approx. time seed sowing to bloom—2½ months

Kilgore's Tall Purple Perfection.

Kilgore's Dwarf Blue Cap Improved.

AFRICAN DAISY

Arctotis grandis

Plant from September thru January

Approx. time seed sowing to bloom—3-4 months

ALYSSUM

Plant from September thru January.

Approx. time seed sowing to bloom—1½ months

Kilgore's White Gem.

Kilgore's Lilac Queen Improved.

ASTERS

Plant from September thru January.

Approx. time seed sowing to bloom—3-4 months

Kilgore's Imperial Aster Mixture. (Wilt resistant).

Crego Aster. (Wilt resistant).

Single Giants of California. (Marguerite) (wilt resistant).

BABY'S BREATH

Gypsophila grandiflora

Plant from September thru January.

Approx. time seed sowing to bloom—2-2½ months

BACHELOR'S BUTTON

Centaurea

Plant from September thru January.

Approx. time seed sowing to bloom—3 months

Kilgore's Sky Blue.

Kilgore's Dainty Mixture.

BALSAM, DOUBLE CAMELLIA-FLOWERED

Plant from September thru March

Approx. time seed sowing to bloom—1½ months

BEAN—SCARLET RUNNER

Plant from February thru May

Approx. time seed sowing to bloom—1½ months

BLUE LACE FLOWER

Didiscus

Plant from September thru January

Approx. time seed sowing to bloom—2-3 months

CALLIOPSIS

Plant from September thru February

Approx. time seed sowing to bloom—4 months



African Daisy—*Arctotis Grandis*
A Charming Cut-flower

CYPRESS VINE

Plant from March thru May

Approx. time seed sowing to bloom—2 months

CALENDULA

Plant from September thru January

Approx. time seed sowing to bloom—3-3½ months

Excellent Mixture. Shades of orange, yellow, and lemon.

Kilgore's Sulphur Queen. Rich lemon-yellow.

Kilgore's Golden Orange. Dark Orange.

Kilgore's Campfire Improved. Scarlet sheen.

Kilgore's Lemon Shaggy. Lemon yellow, fringed petals.

CANDYTUFT

Plant from September thru January

Approx. time seed sowing to bloom—2-3 months

Miniature Gem.

Kilgore's White Hyacinth-Flowered.

Kilgore's Border Group.

CARNATION

Plant from September thru December

Approx. time seed sowing to bloom—3-4 months

COSMOS

Plant from March thru May

Approx. time seed sowing to bloom—2½-3 months

Kilgore's Choice Blend.

Kilgore's Orange Flare Cosmos.

CUPHEA-FIREFLY

Plant from January thru March

Approx. time seed sowing to bloom—3-3½ months

CYNOGLOSSUM

Chinese Forget-me-not

Plant from September thru March

Approx. time seed sowing to bloom—2-3 months

DAISY—SHASTA

Plant from September thru March

Approx. time seed sowing to bloom—4 months

Kilgore's New Single and Semi-Double Giants.

All flower seeds priced at 10c per packet, 3 packets 25c. Postpaid.
If larger amounts are desired, write us giving quantity wanted, and we will quote special prices.



Dahlborg Daisy

DAISY—DAHLBORG

Plant from September thru January
Approx. time seed sowing to bloom—3 months

**DAISY—PAINTED
or Pyrethrum**

Plant from September thru March
Approx. time seed sowing to bloom—4 months

Kilgore's Single and Double Mixed.

DIANTHUS—CHINESE PINKS

Plant from September thru March
Approx. time seed sowing to bloom—3 months
Sweet Wivelsfield.
Mourning Cloak.
Kilgore's Medal Mixture.

GAILLARDIA—BLANKET FLOWER

Plant any month in the year.
Approx. time seed sowing to bloom—2-3 months

**GLOBE AMARANTH OR FLORIDA BACHELOR'S
BUTTON (Gomphrena)**

Plant from February thru July
Approx. time seed sowing to bloom—3 months

GOURD—ORNAMENTAL

Plant from February thru May
Approx. time seed sowing to fruit—4 months

HELIANTHUS—Ornamental Sunflower

Plant from February thru August
Approx. time seed sowing to bloom—1½-2 months

HELICHRYSUM—STRAWFLOWER

Plant from September thru March
Approx. time seed sowing to bloom—2-2½ months

HOLLYHOCK—CUBAN

Plant from August thru January
Approx. time seed sowing to bloom—5-6 months

LARKSPUR

Plant from September thru January
Approx. time seed sowing to bloom—2½-3 months
Kilgore's Stock Flowered Mixture.
Kilgore's Giant Imperial Mixture (Newest Type).

LUPIN—LUPINUS

Plant from September thru December
Approx. time seed sowing to bloom—2-2½ months

DOUBLE MARIGOLDS

Plant from January thru May and again in September
Approx. time seed sowing to bloom—1½-2 months

Tall African Double.
Chrysanthemum-Flowered Hybrids (new).
Guinea Gold Marigold.
Yellow Supreme Marigold.
Crown of Gold (collarette type), (new).
Dwarf Double Harmony Marigold.
Gigantea Sunset Giants Marigold.

MORNING GLORY—Improved Ipomea

Plant from March thru June
Approx. time seed sowing to bloom—2 months
Kilgore's Heavenly Blue Improved.

NASTURTIUM

Plant from September thru March
Approx. time seed sowing to bloom—2-3 months
Double Sweet-Scented Varieties

Double Golden Gleam.
Double Primrose Gleam.
Double Scarlet Gleam.
Double Gleam Hybrids.
Golden Globe Dwarf.
Dwarf Gem Mixture.

PANSY—Kilgore's Engelmann Giant Mixture

Plant from September thru December
Approx. time seed sowing to bloom—2½-3 months

PHLOX DRUMMONDI

Plant from September thru February
Approx. time seed sowing to bloom—2½-3 months



Marigold—Crown of Gold

All flower seeds priced at 10c per packet, 3 packets 25c. Postpaid.
If larger amounts are desired, write us giving quantity wanted, and we will quote special prices.

PETUNIA

The Best Flower for Spring Planting in Florida.

Plant from September thru June

Approx. time seed sowing to bloom—2½-3 months

Varieties of Petunias

Heavenly Blue	Kilgore's Balcony White
Elk's Pride	Kilgore's Superb Mixture
Howard Star Improved	Kilgore's Velvet Red
Fluffy Ruffles	Rosy Morn

POPPY—CALIFORNIA—Eschscholtzia

Plant from September thru January

Approx. time seed sowing to bloom—2½-3 months

PORTULACA—SUN PLANT

Plant from February thru August

Approx. time seed sowing to bloom—1½ months

QUEEN ANNE'S LACE FLOWER

Plant from September thru January

Approx. time seed sowing to bloom—2-3 months

SALVIA—SCARLET SAGE

Plant from September thru June

Approx. time seed sowing to bloom—3-4 months

SCABIOSA—MOURNING BRIDE

Plant from September thru December

Approx. time seed sowing to bloom—5 months

SNAPDRAGON—ANTIRRHINUM

Plant from September thru January

Approx. time seed sowing to bloom—3-4 months

Kilgore's Rust Proof Giant Mixture.

Kilgore's Finest Mixture Half-Tall Snapdragons. (Rust Proof.)

STATICE

Plant from September thru January

Approx. time seed sowing to bloom—3 months

EARLY SPENCER SWEET PEAS

Plant from September thru December

Approx. time seed sowing to bloom—2½-3 months

Mrs. Herbert Hoover. Bright blue.

Mars. Bright crimson red.

Shirley Temple. Rich pink.

Hope. Pure white.

Lavanda. Pure clear lavender.

Ball Orange Improved. Deep orange.

Kilgore's Rainbow Sweet Pea Mixture. An unexcelled assortment in all popular shades.

All Flower Seeds at 10c Per Packet, 3 Packets 25c, Postpaid. Write for prices on larger quantities.



Giants of California Zinnia



Fluffy Ruffles Petunia

TITHONIA OR FLORIDA SUNFLOWER

Plant from February thru June

Approx. time seed sowing to bloom—3 months

Tithonia—Orange Vermillion.

Tithonia—Fireball.

IMPROVED COLOSSAL VERBENAS

Plant almost every month in the year, through fall, winter, and spring

Approx. time seed sowing to bloom—3 months

VINCA OR PERIWINKLE

Plant any month of the year

Approx. time seed sowing to bloom—3 months

ZINNIAS

Ideal for Spring and Summer Flowers in Florida
Plant from January thru August

Approx. time seed sowing to bloom—1½ months

New Crown o' Gold Type.

Fantasy Type.

Double Giant Dahlia-flowered.

Kilgore's Crimson Giant.

Kilgore's Wonder Rose.

Kilgore's Polar Bear.

Kilgore's Sunburst Mixture.

Giants of California.

Desert Gold.

Kilgore's Special Crown o' Gold Mixture.

Dwarf Mexican Hybrids (Zinnia Mexicana).

Pompon or Lilliput.

ROSE BUSHES

Plant any time after October 1 to the end of March.

Our rose bushes are the very finest, healthy, sturdy, budded, strong No. 1 grade Florida and Texas grown stock. For fall planting from October 1 to December, we can furnish only Texas stock, budded on Japonica Multiflora and Texas Wax. After December 1st, we can furnish both Texas and Florida stock. The Florida roses are budded on Rosa Multiflora stock.

We carry a large assortment of different colors and varieties of both bush and climbing roses, adapted especially to Florida growing conditions. For complete list of varieties see "Kilgore's Flower Guide for Florida."

All orders will be shipped direct from the nursery.

Prices of all varieties of rose bushes prepaid to any point in Florida. For export, prices are f.o.b. nursery after adding 25% to prices indicated to cover special packing charges.

Strong No. 1 Grade

Each	3 bushes	6 bushes	12 bushes	25 bushes	50 bushes
\$.35	\$.85	\$ 1.65	\$ 3.00	\$ 5.50	\$ 10.50

Write for Special Low Prices on Larger Quantities

FRUIT AND NUT TREES

Orders may be sent at any time, but deliveries are made only between December 1st and March 15. All prices quoted are delivered to any point in Florida. For export, prices f. o. b. nursery after adding 20% to prices indicated to cover special packing charges.

Figs, Grapes, Peaches, Pears, Paper Shell Pecans, Plums and Japanese Persimmons.

We carry a complete line of fruit and nut trees of varieties best adapted to Florida. Our fruit and nut trees are the best, most dependable, budded, result-producing stocks.

As the supply of the most desirable varieties frequently becomes exhausted early in the season, it will behoove our friends to order early, stating when delivery is wanted between Dec. 1 and March 15. All orders will be shipped direct from the nursery.

FIGS

Celsete or Little Sugar Fig. The sweetest of all varieties. Fruit small to medium; purple-brown color; juicy and sweet. Ripens early.

Brown Turkey. Medium size, short, thick, color coppery-brown, flesh amber to pink; quality excellent. Hardy.

Brunswick. Large, pear-shape, dark brown, flesh thick of good quality.

	Each	3	6	Doz.
2 to 3 ft.	\$.040	\$1.10	\$1.95	\$3.50
3 to 4 ft.50	1.40	2.55	4.70

GRAPES

Bunch Grapes

Beacon. A strong grower. Fruits ripen early. Fruit black, of good quality, produced abundantly in large bunches. This is the most extensively planted commercial variety in the important grape growing section of Lake County in Central Florida.

Carmen. Vigorous; prolific; large clusters; berry medium size, black, firm, of fine quality and very rich flavor.

Concord. A well known, long established variety. Fruit large, blue-black in color, sweet and tender. A vigorous grower and a regular and heavy bearer.

Muscadine Grapes

Scuppernong. This is an old popular variety, known for its delicious musky flavor. Fruit large, bronze colored; sweet and juicy.

Thomas. One of the best and most popular varieties. Fruit purple in color, pulp sweet and tender.

Prices of all varieties of Grapes:

	Each	3	6	Doz.
1-yr.	\$.040	\$1.10	\$1.95	\$3.50
2-yr.50	1.40	2.55	4.70

JAPANESE PERSIMMONS

Tane-Nashi. The finest commercial sort and most popular for home use. Very productive, early bearer of large, conical shaped fruits of excellent quality.

Triumph. This variety bears quite young, and is very productive. Fruits are of medium size, tomato-shaped, red-skinned with yellow flesh, of fine quality.

Price for either:

	Each	3	6	Doz.
2 to 3 ft.	\$.040	\$1.10	\$1.95	\$3.50
3 to 4 ft.50	1.40	2.55	4.70
4 to 5 ft.65	1.80	3.35	6.25

PEACHES

Jewel. This variety is best adapted to Central and Southern Florida and tropical climates. Fruits are of medium size, somewhat oblong, light yellow in color. Bears June 1.

Angel. Large fruits, yellow splashed with red, juicy, highly flavored. Bears well while young. Fruit matures July 1st.

Hall's Yellow. Large, nearly round, yellow splashed with red, of fine quality. Bears July 1.

Luttichau. A fine market and table peach. Large, greenish-white splashed with red, juicy, fine flavor. Bears June 1st.

Waldo. Early, of medium size, light yellow splashed with dark red, juicy and of fine flavor. Very prolific. Bears June 1.

Prices of Peaches on plum or peach root stocks:

	Each	3	6	Doz.
2 to 3 ft.	\$.040	\$1.10	\$1.95	\$3.50
3 to 4 ft.50	1.40	2.55	4.70
4 to 6 ft.65	1.80	3.35	6.25

PEARS

Hood. Large, yellowish-green fruit with white flesh, very juicy, mellow, free from grit and deliciously flavored. Excellent for every use to which pears are put. Blight resistant.

Pineapple. (Sand) An excellent preserving or canning pear, as it holds its white color when cooked, and does not turn brown like most varieties. The

flesh is coarse but juicy. Blight resistant.

LeConte. A very strong, quick grower, early bearer of large pale-yellow fruits. A dessert pear of good quality. Not as resistant to blight as other varieties.

Prices of all varieties of Pears:

	Each	3	6	Doz.
2 to 3 ft.	\$.040	\$1.10	\$1.95	\$3.50
3 to 4 ft.50	1.40	2.55	4.70
4 to 6 ft.65	1.80	3.35	6.25

PAPER SHELL PECANS

Curtis. A beautiful, rapid growing tree and a heavy bearer of very thin shelled, medium size nuts of high quality. Bears at an early age. Of Florida origin.

Money-Maker. The tree is an upright grower with dark green foliage. A medium size nut, with medium shell, well filled with rich meat.

Stuart. Produces a large, strong tree. Nuts large, medium thin, of good quality. This variety stands cold better than most other varieties.

Schley. A good growing tree of average form and size. Nuts medium to large, with very thin shell and highest quality meat.

Success. Tree sturdy, vigorous and a heavy producer of large nuts of good quality with average thick shell.

Prices of Pecan Trees:

	Each	3	6	Doz.
2 to 3 ft.	\$.065	\$1.80	\$3.35	\$6.25
3 to 4 ft.75	2.10	3.95	7.35
4 to 5 ft.95	2.70	5.00	9.50

PLUMS

Excelsior. This is one of the most successful varieties for Florida. A strong grower, medium size fruits, reddish-purple in color, full of juice and of excellent flavor. Ripens in May.

Terrell. This is a fine hybrid plum, producing large, nearly round, reddish-yellow fruit, very juicy, aromatic and of fine quality. Bears June 1.

Kelsey. This is a favorite in Florida and the largest of all plums. Fruit heart-shaped, greenish-yellow blotched with reddish-purple; rich and juicy. Ripens in June.

Prices of all varieties of Plums:

	Each	3	6	Doz.
2 to 3 ft.	\$.040	\$1.10	\$1.95	\$3.50
3 to 4 ft.50	1.40	2.55	4.70
4 to 6 ft.65	1.80	3.35	6.25

STRAWBERRY PLANTS

Lots of 100 and 250 postpaid. Lots of 500 and 1,000 f.o.b. Maryland and Arkansas. No order filled for less than 100 plants.

We supply Maryland and Arkansas grown strawberry stock plants direct from our nurseries in those states. These Northern grown stock or mother plants should be ordered and set out in multiplication beds in Florida during January, February and March. In these multiplication beds the Northern grown stock plants are allowed to produce runners with young plants which young plants are set in the permanent field from June to the middle of October. In the Plant City, Florida, section, most of the plants are set in the permanent fields during September and early October.

The Missionary variety is planted almost exclusively throughout Florida. This variety has been found most satisfactory.

MISSIONARY STRAWBERRY PLANTS

Postpaid—100 plants 85c; 250 plants \$1.35. Not prepaid—500 plants \$1.75; 1,000 plants \$2.85. F.O.B. Maryland and Arkansas points. Please have remittance accompany order. Write for prices on larger quantities.

We cannot handle orders on strawberry plants for export, but will be glad to refer our foreign customers to reliable nurserymen from whom they can purchase berry plants direct.

MISCELLANEOUS GARDEN SUPPLIES AND SEED INOCULANTS



VIGORO

Vigoro, the complete plant food, supplies 11 vital food elements that science has proved all living plants require for normal healthy growth. You will particularly enjoy using Vigoro because it is odorless, sanitary, and so easy to apply. Vigoro is ideal for all growing things; lawns, flowers, shrubs, trees, and vegetables.

1 lb. 10c; 5 lbs. 45c; 10 lbs. 85c; 25 lbs. \$1.50; 50 lbs. \$2.50; 100 lbs. \$4.00. F.O.B. Plant City or any Kilgore Store.

CULTURE GROUP A	Size	Inoculates	Price
ALFALFA	{ 1/2 bu. 1 bu. 2 1/2 bu.	30 lbs. seed	\$.30
Sweet Clover, Bur		60 lbs. seed	.50
Clover, Hubam Clover		150 lbs. seed	1.00
CULTURE GROUP B			
CLOVERS—Medium and	{ 1/2 bu. 1 bu. 2 1/2 bu.	30 lbs. seed	\$.30
Mammoth Red, Alsike,		60 lbs. seed	.50
Crimson and White		150 lbs. seed	1.00
CULTURE GROUP C			
ALL VETCHES	{ 1/2 bu. 1 bu. 1 2/3 bu.	30 lbs. seed	\$.25
Hairy, Spring, Wild,		60 lbs. seed	.35
Hungarian, Common		100 lbs. seed	.55
PEAS—Austrian, Cana-	{ 5 bu. 12 1/2 bu.	300 lbs. seed	1.50
dian, Garden and Sweet		750 lbs. seed	3.60
CULTURE GROUP D			
BEANS—String, Snap,	{ 1/2 bu. 1 bu. 5 bu.	30 lbs. seed	\$.25
Wax, Navy, Kidney		60 lbs. seed	.35
and Scarlet Runner		300 lbs. seed	1.50
CULTURE GROUP E			
PEANUTS AND COW-	{ 1 bu. 5 bu. 25 bu. 30 bu.	60 lbs. seed	\$.30
PEAS—Lima Beans,		300 lbs. seed	.58
Velvet Beans, Kudzu,		1500 lbs. seed	2.60
Crotalaria, Beggar Weed		1800 lbs. seed	3.45
CULTURE GROUP L			
LESPEDEZA—All va-	{ 1 bu. 2 bu.	30 lbs. seed	\$.45
rieties, unhulled or hulled		100 lbs. seed	.65
CULTURE GROUP S			
SOYBEANS	{ 2 bu. 5 bu. 25 bu. 30 bu.	120 lbs. seed	\$.30
All		300 lbs. seed	.58
varieties		1500 lbs. seed	2.60
		1800 lbs. seed	3.45
GARDEN SIZE			
Garden Peas, Sweet	{ Each Package Will Inoculate Up to 6 lbs. Seed.		<i>Each</i>
Peas, Beans, Lima			\$.10
Beans and Lupines			

THOMPSON'S VITAMIN B₁

A highly concentrated form of Vitamin B₁ for garden use. Experiments made in the use of this Vitamin B₁ have resulted in larger, healthier plants, beautiful blossoms, rapid growth; huskier and faster growing seedlings of some varieties; earlier germination of some thin-shelled seeds; practical elimination of root shock in transplanting house plants, trees and shrubs.

100 pellets, 1 milligram each, \$1.00
12 pellets, 1 milligram each, 25c

TRANSPLANTONE

Transplantone is a water-soluble powder containing Vitamin B₁ and other parts of the Vitamin B fraction, plus certain plant hormones which are active in root formation. The hormone forms roots while the Vitamin B chemicals are necessary for their continued growth. Many plants stop growing for a time if they are moved or transplanted. This is because of the inevitable damage to roots that is done whenever roots are disturbed. The plant usually does not resume growth until it has repaired the damage to its root system. Transplantone is formulated to supply the plant with chemicals which stimulate root formation and growth at this vital period. It is not a fertilizer; it is purely a stimulant. One ounce makes ten gallons transplant solution.

1 oz. can 50c; 3 oz. can \$1.00; 1 lb. can \$4.00

NEPONSET GREEN PAPER POTS

Especially adapted for growing. They are made of tough, waterproof paper eliminating breakage. There is a reinforcing disc in the bottom of the pot which prevents the roots from growing out between the closing sections and adds to the strength of the container. The walls of the pot are non-porous and promote a more even distribution of moisture and a better ramification of root growth than porous pots. The plants are grown from seed to maturity, sold and transported in the one Green Pot.

Size	By mail Postpaid		F.O.B. Plant City	
	50	100	500	1,000
2 inch	\$.50	\$.75	\$ 2.50	\$ 4.65
3 inch65	1.00	3.50	6.55
4 inch	1.00	1.50	5.50	10.50
6 inch	1.85	2.50	11.00	21.00

NEPONSET PLANT BANDS

Efficient, convenient and economical to use for growing, for shipping, for protection against cut worms.

BLACK PLANT BANDS

Size	For Growing Plants in Flats or Boxes By mail Postpaid		F.O.B. Plant City	
	50	100	500	1,000
2 inch	\$.35	\$.50	\$ 1.40	\$ 2.50
3 inch50	.70	2.00	3.75

FULTON'S PLANTABBS

Plantabbs are a complete, balanced plant food of the high analysis 11-15-20 PLUS the full required amount of Vitamin B₁ in each tablet. Plantabbs is the only tablet form plant food containing Vitamin B₁. Use Plantabbs for all indoor, potted plants and flowers, window and balcony boxes. Plantabbs are also excellent for garden flowers and vegetables. Plantabbs with Vitamin B₁ makes vastly stronger root growth.

In Boxes of

12 tablets	\$.10
30 tablets25
75 tablets50
200 tablets	1.00
1,000 tablets	3.50

INSECTICIDE RECOMMENDATIONS

For your guidance and convenience we have prepared a dust schedule of recommendations for the control of insects and diseases on specific crops. In most cases of chewing insects, both contact and stomach poisons are listed, to meet varying crop conditions. Preferential recommendations are given in italics.

BEANS:

- WHITE FLIES (BEAN JASSIDS)
Pyrocide Dust No. 5-A
- ROLLER WORMS
Kalo Dust 20-80
Roller Worm Mixture No. 1
- CUT WORMS, MOLE CRICKETS
Poison Baits Nos. 5 and 6

BEETS:

- BEEB WEBWORMS
Pyrocide Dust No. 7½

CABBAGE, BROCCOLI, CAULIFLOWER:

- APHIDS
Pyrocide Dust No. 7½
1% Rotenone Dust
Nicotine Dust—3 or 4% Activated
- CABBAGE WORMS AND LOOPERS
Pyrocide Dust No. 7½
Kalo Dust 20-80
Arsenate Lead-Lime Dust 30-70
- CUT WORMS, MOLE CRICKETS
Poison Baits Nos. 3 and 6

CELERY:

- FLEA HOPPERS
Pyrocide Dust No. 7½
- CELERY LEAF TIERS AND LOOPERS
Pyrocide Dust No. 7½
- CUT WORMS, MOLE CRICKETS
Poison Baits Nos. 3 and 6

CUCUMBERS:

- APHIDS
Pyrocide Dust No. 7½
Nicotine Dust—3 or 4% Activated
- STRIPED CUCUMBER BEETLES
Pyrocide Dust No. 7½
- WORMS
Kalo Dust 20-80
Pyrocide Dust No. 7½
Cucumber Dust No. 1

EGGPLANT:

- APHIDS
Pyrocide Dust No. 7½
Nicotine Dust—3 or 4% Activated
- PIN WORMS
Kalo Dust 20-80
Tri-Basic Copper-Lead-Sulphur Dust (20-10-70)
- RED SPIDER
Sulphur Dust

LAWNS:

- CHINCHBUGS, LEAF HOPPERS AND ARMY WORMS
Pyrocide Dust No. 12½

Caution: Poison Bait No. 6 is intended only for application direct on soil, as it will burn foliage. Poison Bait No. 3 should only be applied to soil or hardier foliage.

Arsenicals or Kalo Dusts should not be used on such crops as cabbage, broccoli and cauliflower after heading. We recommend *Pyrocide Dust No. 7½* for this purpose.

If on certain crops both aphids and chewing insects are present at the same time, *Pyrocide Dust No. 7½* can be used to very good advantage, as it kills both types.

FUNGICIDE RECOMMENDATIONS

BEANS:

- Sulphur Dust

CELERY:

- 20-80 Copper Lime Dust
- 20-80 Copotox Dust
- Red Copper Oxide Dust No. 8

CUCUMBERS:

- 20-80 Copotox Dust
- Red Copper Oxide Dust No. 8

EGGPLANTS:

- Tri-Basic Copper-Sulphur Dust 20-80
- Red Copper Oxide Dust No. 8

LAWNS:

- 20-80 Copotox Dust

PEAS:

- Sulphur Dust

OKRA:

- APHIDS
Nicotine Dust—3 or 4% Activated

PEAS:

- PEA APHIDS
1% Rotenone Dust

PEPPER:

- APHIDS
Pyrocide Dust No. 7½
Nicotine Dust—3 or 4% Activated
- LEAFWORMS
Kalo Dust 20-80
Pyrocide Dust No. 7½
Tri-Basic Copper-Lead-Sulphur Dust (20-10-70)

THRIPS

- Nicotine Dust—3 or 4% Activated*

CUT WORMS, MOLE CRICKETS

- Poison Baits Nos. 5 and 6

SPINACH:

- BEEB WEBWORM
Pyrocide Dust No. 7½

SQUASH:

- APHIDS
Nicotine Dust—3 or 4% Activated
Pyrocide Dust No. 7½

WORMS

- Kalo Dust 20-80*
Squash Dust No. 2

STRAWBERRIES:

- RED SPIDER, THRIPS
Thrip and Mite Dust No. 1
- RED SPIDER (ALONE)
Sulphur Dust
- PAMERAS
Pyrocide Dust No. 7½

TOMATOES:

- FRUITWORMS, PINWORMS
Kalo Dust 20-80
Copotox-Calc. Arsenate Dust 20-20-60
Tri-Basic Copper-Lead-Sulphur Dust (20-10-70)
Red Copper Oxide Tomato Dust No. 1

APHIDS

- Nicotine Dust—3 or 4% Activated*

THRIPS

- Nicotine Dust—3 or 4% Activated*

TURNIPS:

- APHIDS
Nicotine Dust—3 or 4% Activated

WATERMELONS:

- APHIDS
Nicotine Dust 3 or 4% Activated


INSECTICIDES AND FUNGICIDES

For specific recommendations see Page 52.

Prices subject to change without notice when ordering.

When ordering, please allow enough extra for postage because all prices quoted are f.o.b. Plant City or any Kilgore store unless otherwise specified.

ARSENATE LEAD-LIME DUST 30-70. Recommended for the control of cabbage worms and loopers before plants are heading. 5 lbs. 50¢; 10 lbs. 80¢; 25 lbs. \$1.70; 50 lbs. \$2.90; 100 lbs. \$4.80.



BOWKER'S ARSENATE OF LEAD POWDER. Backed by over 40 years' manufacturing experience. A stomach poison of high quality. Uniform particle size. A dependable product used as a spray or as a dust for control of chewing insects. Pound canister 25¢; 4-lb. bag 50¢.

BI-SULPHIDE OF CARBON. Recommended for ridding grain of weevils, and excellent for killing ants, grasshoppers, etc., and for destroying vermin. Sold in gallon cans only. Per gallon \$2.00. (Not mailable.)

BLACK LEAF 40. For the control of aphids, thrips, leaf hoppers and other soft bodied sucking insects. Useful for all vegetables, citrus and ornamentals. Also valuable painted undiluted on top of poultry roosts. Will control body lice, and effective as a spray against poultry lice. 1 oz. 35¢; 5 oz. \$1.00; 1 lb. \$2.25; 2 lbs. \$3.25; 5 lbs. \$5.85; 10 lbs. \$10.60. Prices quoted are prepaid.

BLUESTONE (Copper Sulphate) Crystals. 4 lbs. 40¢; 10 lbs. 80¢; 25 lbs. \$1.80; 100 lbs. \$6.00.

BLUESTONE (Copper Sulphate). Snowform. 4 lbs. 45¢; 10 lbs. 85¢; 25 lbs. \$1.85; 100 lbs. \$6.25.

BOWKER'S POWDERED BORDEAUX. A powerful fungicide for the control of blights, rusts and rots on crops where Bordeaux is recommended. Fine, light and fluffy. Add water according to directions and spray. Pound canister 80¢; 4 lbs. 60¢.



BOWKER'S CALCIDE (Calcium Arsenate). Mostly used on more resistant plants and vegetables such as potatoes, truck crops and cotton. It is used as a dust or as a spray for control of chewing insects. Pound canister 20¢; 4 lb. bag 40¢.

CARBOLINEUM or PROTEXOL. A wood preservative and vermicide. Prevents damage by termites. It will kill and protect against chicken mites and fowl ticks. In gallon cans \$1.75.

COOPER'S CATTLE DIP. This is the only real, effective cattle dip on the market. Equally effective when sprayed or dipped. Qt. 75¢; gallon \$2.25.

COPOTOX. Copotox is made by a special process and under careful laboratory control, resulting in a product which retains its gelatinous property even after drying and packaging. In this gelatinous state Copotox remains uniform and stable throughout the period of exposure to atmospheric conditions. It is a non-crystalline substance and does not "scale off" the foliage and fruit. The process assures a strictly neutral product which has its advantage over other highly caustic materials in preventing "burn" to foliage and fruit. It is compatible with arsenicals, sulphur, zinc and manganese sulphate, and with organic insecticides, such as

pyrethrum, derris and nicotine products free from acid radicals. Copotox is extremely fine. Ninety percent will pass a theoretical screen of 1200 mesh. This fineness is essential for good coverage of a copper compound for effective control of fungus. All the particles in Copotox contain copper; they are fine and result in a good protective coating. There is no inactive residue to smother and stunt the plant, thereby decreasing the yields. 4 lb. package 60¢; 100 lb. bag \$12.00.

COPOTOX DUST 20-80. This dust contains 20 pounds of an extremely fine particle-sized neutral copper (Copotox). Recommended wherever copper mixtures not containing lime are desired. 5 lbs. 50¢; 10 lbs. 75¢; 25 lbs. \$1.65; 50 lbs. \$2.75; 100 lbs. \$4.50.

COPOTOX-CALCIUM ARSENATE DUST 20-20-60. Valuable in the control of Tomato Fruitworms. A mixture made of Copotox (a neutral copper), Calcium Arsenate and talc. 5 lbs. 55¢; 10 lbs. 85¢; 25 lbs. \$1.85; 50 lbs. \$3.15; 100 lbs. \$5.30.

CUCUMBER DUST No. 1. An aid in the control of worms on cucumbers. Consisting of 20 lbs. Tri-Basic Copper, 4 lbs. Arsenate of Lead, and 76 lbs. talc. Tri-Basic Copper is one of the basic coppers, containing 53% metallic copper. 5 lbs. 60¢; 10 lbs. 95¢; 25 lbs. \$2.10; 50 lbs. \$3.70; 100 lbs. \$6.40.

COPPER-LIME DUSTS (Bordeaux). A mixture of Monohydrated Copper and lime making a Bordeaux dust for the control of fungus diseases.

	5 lbs.	10 lbs.	25 lbs.	50 lbs.	100 lbs.
20-80.....	\$.50	\$.80	\$1.65	\$2.80	\$4.60
25-75.....	.50	.85	1.80	3.10	5.20
30-70.....	.55	.90	1.95	3.35	5.70

COPPER-LIME-CALCIUM ARSENATE DUST. A Bordeaux dust with poison added.

	5 lbs.	10 lbs.	25 lbs.	50 lbs.	100 lbs.
20-10-70.....	\$.55	\$.85	\$1.85	\$3.20	\$5.35
20-20-60.....	.60	.95	2.05	3.60	6.20

COPPER-LIME-ARSENATE OF LEAD DUST. A Bordeaux dust with poison added.

	5 lbs.	10 lbs.	25 lbs.	50 lbs.	100 lbs.
20-10-70.....	\$.55	\$.90	\$1.95	\$3.35	\$5.70
20-20-60.....	.60	1.00	2.20	3.90	6.80

CUPROCID (Red Copper Oxide). For treatment of vegetable seeds to control disease. Recommended especially for lima bean seed on muck soils at the rate of 4 ounces Cuprocid per bushel of beans. 4 oz. pkg. 35¢; 1 lb. can 90¢; 5 lb. can \$4.00; 24 lb. can \$9.96.

YELLOW CUPROCID. Yellow Cuprocid is practically all fungicide, being 93% cuprous oxide (88% Metallic Copper), an "insoluble" copper. When you spray Yellow Cuprocid, you do not load your plants with inactive material that keeps out the light and interferes with growth. On Bordeaux-sensitive crops, such as tomatoes and cucumbers, Yellow Cuprocid's value to you is doubled, since you avoid Bordeaux injury. No Lime is contained in Yellow Cuprocid, and none is needed with it. Yellow Cuprocid is packed in 3-pound bags for your convenience (or in 100-lb. sacks if you prefer to buy in bulk). Use Yellow Cuprocid at the rate of 1½ lbs. per 100 gallons of spray. 3-lb. bags \$1.20 each; 100-lb. bags \$39.50 each.



CYANOGAS A-DUST. Deadly to rodent and insect pests. Instantly and permanently kills ant colonies in lawns, gardens and yards before ants get into the home. Cyanogas Hand Duster (See page 57). ½ lb. tin 45¢; 1 lb. tin 75¢; 5 lb. can \$3.00; 25 lb. can \$10.00. Not mailable.

INSECTICIDES AND FUNGICIDES, (Continued)

CYANOGAS G-FUMIGANT. Comparable to sea sand in size of particles. Used for fumigating greenhouses, warehouses, buildings, and for grain fumigation. 4 oz. spouted can, containing enough to kill a million ants in lawns and gardens, 30c; 5 lb. can \$3.00; 25 lb. can \$10.00. Not available.

DIXIE KILLER. Exterminates rats, mice, roaches, waterbugs, land crabs, cut worms and other destroyers of food and property. 2 oz. jar 25c; 1 lb. 60c; 3 lbs. \$1.50.

EVERGREEN SPRAY (New). With spreader. A pyrethrum spray which has the unusual quality of being fatal to many plant insects, but harmless to higher forms of life. 1 oz. 35c; 6 oz. \$1.00; 16 oz. \$2.15; gallon \$12.20.

FISH OIL SOAP. Increases the efficiency of Black Leaf 40 and many other spray materials. Use 1½ to 2 lbs. to 50 gallons as a spreader and sticker. 1 lb. 30c; 8 lbs. 96c; 16 lbs. \$1.75; 50 lbs. \$4.00.

FLY AND MOSQUITO SPRAY. (Kilgore's). A stainless liquid insecticide especially for household use. It kills roaches, bedbugs, ants, moths, mosquitoes, and flies. ½ pint 15c; pint 25c; quart 40c; gallon \$1.30.

KALO SPRAY. A fluorine spray for chewing insects. Use 2 to 3 pounds Kalo Spray and one gallon syrup to fifty gallons of water. 4-lb. bag 90c; 50-lb. bag \$10.00.

KALO DUST 20-80. A fluorine dust particularly recommended for roller worms on beans, cabbage worms and loopers, worms on cucumbers, pinworms on eggplants, leaf-worms on pepper, worms on squash and fruitworms on tomatoes. This dust can be furnished with or without sulphur. Can be used wherever arsenicals are not desired. 5 lbs. 55c; 10 lbs. 90c; 25 lbs. \$2.00; 50 lbs. \$3.50; 100 lbs. \$6.00.


KALO DUST 20-20-60. A fluorine dust to replace Copper-Lime Dusts with poison, where neither arsenicals nor lime are desired. This dust contains 20 pounds of Copotox (neutral copper). See preceding item for recommendations. 5 lbs. 60c; 10 lbs. \$1.00; 25 lbs. \$2.25; 50 lbs. \$3.95; 100 lbs. \$6.90.

KALCO. (A Casein Spreader.) Use ½ lb. to 50 gallons. 2 lbs. 40c; 48 lbs. \$8.50.

LIME-SULPHUR SOLUTION. (32 to 34 degrees Baumé.) 1 gal. can 55c; 5 gal. can \$2.25. Write for special prices on half barrel and barrel lots or more.

MAGIKIL JELLY ANT BAIT. Kills ants and is harmless to plants. Safety trap 25c; Garden size 35c; Estate tube 85c; Jumbo size \$1.75; 5 lb. can \$9.50.

MULTICIDE. For higher killing power at lower cost. A new Pyrethrum plant insecticide that kills more insects, saves labor and material. As its name implies, Multicide has multiple killing power. This means greatly increased toxicity without price increase. A fine control for aphids, cabbage worms and loopers, white or green fly on beans, cucumber beetles and many other chewing and sucking insects. Multicide holds its strength. It can safely be carried over from one season to another. Multicide gives best results when soft water is used in mixing. Non-poisonous when used as directed. Quart \$2.60; gallon \$9.90. Write for descriptive booklet.



NICOTINE DUSTS. Used to control aphids and thrips. For most effective control use on still, hot days. Use 3% dusts for ground applications, and 4% dusts for airplane applications.

	5 lbs.	10 lbs.	25 lbs.	50 lbs.	100 lbs.
3% Standard . . .	\$.75	\$1.30	\$2.95	\$5.40	\$ 9.75
3% Activated75	1.30	3.00	5.50	10.00
4% Standard90	1.55	3.60	6.65	12.25
4% Activated90	1.55	3.65	6.75	12.50

NICOTROL. Nicotine Sulphate with Penetrol ■ spreader. Qt. \$1.25; Gal. \$2.75; 5 gal. drums \$10.50.

PARIS GREEN. Best grade. Use as ■ dust or in solution as ■ spray against chewing insects. ¼ lb. 15c; 1 lb. 40c; 5 lbs. \$1.75; 14 lbs. \$4.20; 100 lbs. \$28.00.

PENETROL. A free flowing spreader. Qt. 75c; gal. \$1.75; 5 gal. drum \$6.75. Write for prices in large quantities.

POISON BAITS. Ready for use to control cutworms and mole crickets. Poison Bait No. 6 is intended only for application direct to soil, as it will burn foliage. Poison Bait No. 3 should only be applied to soil or hardier foliage. Poison Bait No. 3, 100-lb. bag \$4.25
Poison Bait No. 6, 100-lb. bag 4.50

PYRETHRUM POWDER. Used to combat so-called white fly or bean leaf hoppers, also celery leaf tier. Also recommended to kill ants, roaches, bedbugs and other household insects when dusted on the insects or placed in their runs. 1 lb. 45c; 10 lbs. \$4.00; 25 lbs. \$8.50; 50 lbs. \$18.50; 100 lbs. \$35.00.

PYROCIDE DUST (Non-poisonous). Pyroicide Dust is a new, economical, non-poisonous insecticide. Pyroicide Dusts are made from Dry Pyroicide, a new insecticide material prepared by extracting the active principles of pyrethrum flowers and combining them with a suitable base. The result: Uniform, high killing power. While pyrethrum powder loses strength with age, Dry Pyroicide contains a substance which prevents loss of strength. Particles of Pyroicide Dust are evenly "coated" with the killing agent, and thus are much improved over pyrethrum powder-sulphur mixtures. Uniform and stable as to pyrethrin content. Deadly to many kinds of insects. In comparison with regular pyrethrum mixtures, it is much more economical. Kills: BEAN LEAF HOPPERS (COMMONLY CALLED WHITE FLIES), CABBAGE WORMS AND LOOPERS, CELERY LOOPERS AND CELERY LEAF-TIERS, FLEA HOPPERS AND FLEA BEETLES, APHIS ON CABBAGE AND PEPPERS, ETC. Will control roller worms, when applied with power equipment. Pyroicide Dusts will also control thrips on beans and peas, when a systematic dusting program is adhered to.



Where combined insecticidal and fungicidal actions are desired, Pyroicide Dusts containing neutral copper compounds are available.

We specifically recommend Pyroicide Dusts Nos. 5 and 5-A for the control of Bean Leaf Hoppers (White Flies). No. 5 contains 30% sulphur, while No. 5-A contains 65% sulphur. Both will control Bean Leaf Hoppers equally well.

We recommend Pyroicide Dust No. 7½ for the control of cabbage worms and loopers, celery loopers and celery leaf-tiers, flea hoppers and flea beetles, aphid (except pea aphid), roller worms, thrips, etc.

	5 lbs.	10 lbs.	25 lbs.	50 lbs.	100 lbs.
No. 5-A with 65% Sulphur . . .	\$.75	\$1.35	\$3.10	\$5.70	\$10.35
No. 7½85	1.50	3.50	6.50	12.00

INSECTICIDES AND FUNGICIDES, (Continued)

Pyrox

Without Poison

TRADE MARK REGISTERED

own spray might be worth while if the results justified it. But, to begin with, you can't be sure of your ingredients. Then, the mixture is almost certain to be uneven; clogging the nozzles if they are small; coming out in big wasteful drops if they are large—drops that merely streak the foliage, leaving uncovered space for plant disease to attack your crop.

No trouble—you just mix Pyrox Without Poison with water, and spray. No burnt foliage. No wasted mixture; Pyrox stays in suspension well, and doesn't spoil if you don't use it promptly.

When a poison is needed, add Bowker's Arsenate of Lead or Bowker's Calcide. 100 lbs. \$8.25; 300 lb. drum \$22.50; 500 lb. barrel \$32.50.

PYROX. A combined insecticide and fungicide in the form of an easily mixed paste. Pyrox is used for control of chewing insects and fungus diseases. 25 lbs. \$5.00; 50 lbs. \$7.25; 300 lbs. \$30.00.



NICOTINE PYROX. If you have a garden, you will want a can of the Nicotine Pyrox—Pyrox treated with nicotine. It not only kills leaf-chewing insects and prevents blight and other diseases as the regular Pyrox does, but it also kills sucking insects such as aphids, thrips and leaf-hoppers. Nicotine Pyrox is designed for commercial crops, as well as home gardens. 17.6 oz. 50¢; 5 lbs. \$1.75; 25 lbs. \$5.65.

RED ARROW INSECT SPRAY. Makes a perfect solution, harmless to foliage, human, animal or poultry life. Kills garden aphids, melon aphids (Hessian Fly), all manner of bugs, worms, rosechafers, leaf hoppers, white flies, red spider, caterpillars, cut worms, thrip, celery leaf tier, and recommended for spraying all kinds of flowers. 1 oz. 35¢; 4 oz. \$1.00; pint \$2.85; quart \$3.35; gallon \$10.70.

RED COPPER OXIDE DUST No. 8. Contains 8 pounds of Cuproicide GA. No lime. Recommended for Cucumbers, Eggplants, Pepper and Tomatoes as a fungicide. 5 lbs. 50¢; 10 lbs. 80¢; 25 lbs. \$1.70; 50 lbs. \$2.90; 100 lbs. \$4.80.

RED COPPER OXIDE DUST No. 12. Contains 12 pounds of Cuproicide GA. No lime. Especially recommended for Potatoes as a fungicide. 5 lbs. 60¢; 10 lbs. 95¢; 25 lbs. \$2.15; 50 lbs. \$3.75; 100 lbs. \$6.45.

RED COPPER OXIDE TOMATO DUST No. 1. In addition to 8 pounds of Cuproicide GA, this mixture contains 16 pounds Arsenate of Lead and 40 pounds Sulphur. 5 lbs. 60¢; 10 lbs. \$1.05; 25 lbs. \$2.30; 50 lbs. \$4.10; 100 lbs. \$7.20.

A copper fungicide. A flowable paste, mixing readily with water. The nuisance of mixing your

ROLLER WORM MIXTURE No. 1. A mixture consisting of 2 pounds of Arsenate Lead and 98 pounds Sulphur, intended for the control of leaf roller on beans. 5 lbs. 40¢; 10 lbs. 65¢; 25 lbs. \$1.35; 50 lbs. \$2.15; 100 lbs. \$3.25.

ROTENONE DUST 1%. Particularly recommended for the control of Pea Aphids. 5 lbs. 65¢; 10 lbs. \$1.10; 25 lbs. \$2.45; 50 lbs. \$4.40; 100 lbs. \$7.80.

SCREW WORM KILLER. (Barry's). Kills screw worms instantly. Acts as a repellent in keeping flies off animals. No tar or other ointment needed for an after dressing. 1/2 oz. can 35¢; 16 oz. can 65¢; gallon can \$3.50.

SEMESAN. For treatment of vegetable and flower seeds to control damping-off fungi in the soil. Also repels ants. Directions on each package. 1/3 oz. 10¢; 2 oz. 35¢; lb. \$2.25; 5 lbs. \$10.00; 25 lbs. \$46.00.

SEMESAN BEL. (New Improved). For treatment of potatoes, controlling certain diseases of this crop. Directions on each package. 4 oz. 45¢; 1 lb. \$1.50; 5 lbs. \$6.75; 25 lbs. \$31.00.

SQUASH DUST No. 2. An excellent dust to aid in the control of worms infecting squash, containing 5 pounds Arsenate Lead, 45 pounds Sulphur and 50 pounds Tobacco Dust. 5 lbs. 45¢; 10 lbs. 65¢; 25 lbs. \$1.40; 50 lbs. \$2.25; 100 lbs. \$3.50.

SULFOCID. Unexcelled as a vegetable spray. Controls mildew, rust and anthracnose on beans. Also used in the washing water before shipping beans, tomatoes, eggplant and peppers to control rots and other diseases while in transit. While Sulfoicide is a splendid spray for vegetables, it is just as valuable for citrus fruits. Pt. 55¢; qt. 90¢; gal \$2.50; 5 gals. \$8.10.

SCALECID. Excellent for citrus. Combined with Sulfoicide at the rate of two gallons Scalecide and one gallon Sulfoicide to two hundred gallons of water, it takes care of practically all citrus troubles. Qt. 70¢; gal. \$1.70; 5 gals. \$6.05; 10 gals. \$10.45.

Write for descriptive pamphlets on Sulfoicide and Scalecide

SULPHUR. (Dusting, with Spreader). 5 lbs. 30¢; 10 lbs. 45¢; 25 lbs. 90¢; 50 lbs. \$1.20; 100 lbs. \$2.25.

SULPHUR. (Flowers). 100 percent pure sulphur. Lb. 10¢; 10 lbs. 60¢; 25 lbs. \$1.00; 50 lbs. \$1.60; 100 lbs. \$2.80.

TERRO ANT KILLER. Will rid your place of ants in twenty-four hours. Small size bottle 25¢; large bottle 50¢.

THRIP AND MITE DUST No. 1. As this mixture contains Sulphur and treated Tobacco Dust, it has been found a satisfactory control for both Red Spider and Thrips in Strawberries. 5 lbs. 45¢; 10 lbs. 65¢; 25 lbs. \$1.40; 50 lbs. \$2.25; 100 lbs. \$3.50.

TOBACCO DUST. Best grade finely ground dust. Analysis 3/4 to 1% nicotine. 10 lbs. 50¢; 25 lbs. 90¢; 100 lbs. \$3.00.


TRI-BASIC COPPER - LEAD - SULPHUR DUST 20 - 10 - 70. For Pin Worms on Eggplants, Leaf Worms on Pepper, Fruit and Pinworms on Tomatoes, etc. 5 lbs. 65¢; 10 lbs. \$1.10; 25 lbs. \$2.45; 50 lbs. \$4.40; 100 lbs. \$7.75.

TRI-BASIC COPPER-SULPHUR DUST 20-80. A general Fungicide without Lime. 5 lbs. 60¢; 10 lbs. \$1.00; 25 lbs. \$2.25; 50 lbs. \$4.00; 100 lbs. \$6.95.

SPRAYERS

ALL PRICES QUOTED ON SPRAYERS ARE PREPAID, EXCEPT BOYETT'S TRACTION SPRAYER

We carry a Complete Line of Repair Parts for all Sprayers Listed. Write for Prices



CHAMPION SPRAYER

A revolutionary advancement in knapsack sprayers. So simple in mechanism there can be no trouble. Economical in cost, powerful in operation and combining a sprayer and agitator with a simple single operation. The Champion is equipped with an outstanding nozzle adjustable for all types of spraying. It has few working parts that ever need be replaced.

Brass Tank, Capacity 5 Gallons, \$16.00.

HOUSEHOLD SPRAYERS

Hudson G3½ Glass Jar, 4½ oz. Capacity.....	\$.20
Hudson No. 440 Handy, Tin, Quart Capacity.....	.30
Hudson No. 452 Misty, Tin, Quart Capacity.....	.60
Hudson No. 427G, Glass Jar, Continuous, Quart Capacity	1.00
Brown Du-Spra, Tin, Dome Top, Continuous, Pint Capacity.....	.65
Brown No. 315, Tin, Continuous, Quart Capacity.....	.90
Brown No. 325, Copper Tank, Continuous, Quart Capacity	1.25
Brown No. 335, Brass and Copper, Continuous, Quart Capacity	1.85

BOYETT'S TRUCK-CROP SPRAYER

This is one of the most economical and efficient truck-crop sprayers on the market today. It is a two-row machine, drawn by one horse and operated by one man. The power is derived from a double-action gear pump which furnishes ample power for six nozzles. The gears run in oil, insuring long life. The nozzle-arms can be adjusted to spray any width rows up to 6 feet, and the 15-gallon tank is equipped with a specially designed agitator to produce a perfect mixture at all times. Ten to fifteen acres can be sprayed with the same man-power required for the spraying of 2 to 3 acres by hand. Send for descriptive circular and further information.

Price \$80.00 f.o.b. Plant City and all Kilgore stores.

SPRAY HOSE

A high quality hose particularly suited for use on compressed air sprayers, bucket pumps, etc., because of its flexibility. Built to withstand the action of spray chemicals.

Price Per Foot 15c

BROWN'S COMPRESSED AIR SPRAYERS

Brown's Open-Hed No. 4B and No. 4D are electrically welded and galvanized after being fabricated. This makes a tank lining having no seams. Equipped with 5-ply special spray hose, automatic shut-off, seamless brass extension, swivel nozzle coupling and non-clog nozzle.

- Open-Hed No. 4B, Brass Tank,
4 gallons capacity.....** \$11.95
- Open-Hed No. 3D, Galvanized Tank,
3 gallons capacity.....** \$6.45
- Champ D Open-Hed Sprayer, Galvan-
ized, 3¾ gal. capacity....** \$5.95
- Open-Hed No. 4D, Galvanized Tank,
4 gallons capacity.....** \$7.50



Brown's new Electro-Weld Sprayer has the side and head seams electricaly welded, the side wall, hand pump, lock and funnel are all galvanized after fabrication, resulting in a complete bonded, galvanized coating, insuring long life.

- Electro-Weld No. 400D, Funnel Top, Galvanized
Tank, 4½ gallons capacity.....** \$5.25
- Electro-Weld No. 350D, Funnel Top, Galvanized
Tank, 3½ gallons capacity.....** \$4.45
- Electro-Weld No. 250D, Funnel Top, Galvanized
Tank, 2½ gallons capacity.....** \$4.35

HUDSON COMPRESSED AIR SPRAYERS



Hudson Perfection. Open Top, Galv. Tank. Top seam electric welded, side and bottom seams riveted and soldered. Beading through body adds strength, rigidity and appearance. Tested to 100 lbs. pressure.

4 Gallon Capacity, \$6.50.

Hudson Sterling Sprayer. Open Top, Galvanized Tank. Ideal for truckers, market gardeners, poultrymen and others who need a large capacity machine built for hard service.

Capacity 4 Gallons, Price \$5.75

Hudson Climax Sprayer. Open Top, Galvanized Tank. Side seam closely riveted and soldered. Locked seam top and bottom. Handles whitewash, cold water paints, insecticides and similar preparations most efficiently.

3¾ Gallon Capacity, \$5.00

Hudson Thrifty Sprayer. Funnel Top, Galvanized Tank. Of the same construction as Hudson sprayers described above, but of smaller capacity, light in weight and easy to handle, yet strong and sturdy.

2½ Gallon Capacity, \$3.00

DUSTERS

ALL PRICES QUOTED ON DUSTERS ARE PREPAID

We Carry a Complete Line of Repair Parts for All Dusters Listed. Write for Prices.



ROOT MODEL T-3 TWO-ROW CHALLENGER DUSTER

Traction powered; extremely easy to operate; produces a strong, steady stream of dust from nozzles adjustable to plants as high as 30 inches. Feed adjustment, per acre 1 to 20 lbs. Hopper capacity 7½ lbs. Net weight 88 lbs.


Price \$31.50

ROOT MODEL T-3-R TWO-ROW CHALLENGER DUSTER

Same as Model T-3 but equipped with rubber tire.

Price \$33.50

ROOT HAND DUSTER



Especially designed to furnish steady, accurate feed control. Precision workmanship in every detail, and constructed of finest materials throughout.

No brushes or wipers, free running and easy cranking. Bronze and steel gears packed in grease, and sealed in gear case, never require attention. Fan shaft runs

on ball bearing. Can be equipped with double row attachment at small cost.

Price \$19.25. 2-Row Attachment \$3.25

ROOT CHALLENGE DUSTER

Following the Root principle of efficiency in design, this duster maintains a high standard of construction, performance, high air velocity, low power requirement. Simplification in design permits a low price without sacrifice in quality. Feed lever can be adjusted to discharge from 2 to 25 lbs. dust per acre. Capacity 7 to 10 pounds.

Price \$14.00. 2-Row Attachment \$3.25

ROOT GIANT SPOT DUSTER

The only plunger duster made with adjustable feed control for all dusts, and with siphon action—insuring strong, steady, even dust distribution. The special adjustable nozzle enables the operator to direct the dust at any angle for both top and underleaf application. 4 pound capacity, 22 inch plunger stroke.

Price \$4.50.

ROOT JUMBO PLUNGER HAND DUSTER. One of the sturdiest, most efficient, practical hand dusters made. Ideal for vegetable gardens, flowers, trees and shrubs. Dusts both the top and underside of plant foliage. Holds 1 pound.

Price \$2.50.

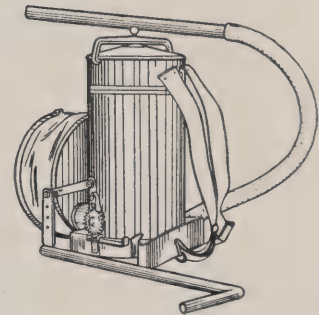


SMALL HAND DUSTERS

Brown Crystal Duster, Glass Jr, capacity 1 quart.....	\$1.35
Hudson No. 612 Patrol Duster, Glass Jar, capacity 1 quart.....	1.00
Hudson No. 665 Major Duster, Tin.....	.75
Hudson No. 664 Adjutant Duster, Tin.....	.50
Hudson No. 663 Cadet Duster, Tin.....	.40
Hudson No. 660 Signal Duster, Tin.....	.30
Hudson No. 651 Corporal Duster, Tin.....	.15
Quick Loader Puffer Dusters for household use.....	.15

CYANOGEN DUSTERS

Cyanogas Brass Foot Pump Dusters.....	\$7.00
Cyanogas Hand Dusters.....	3.00



BLUE BEAUTY DUSTER

Carried like a knapsack and operated by one man.

The 400 cubic inch bellows, operated easily by right hand, delivers a quick and positive cloud of dust; cloud constantly under operator's control, thus eliminating wasting of dust between plants or rows.

A 30-inch, wire-inserted, flexible rubber hose permits direction of cloud at will and with ease.

Two 18-inch lengths of tubing permit operator to reach low-growing plants without stooping; a spreader, when attached to end of tubing, directs dust cloud up underneath low-growing plants.

Wide shoulder straps are adjustable to fit any operator. Entire top lifts off for easy filling or accessibility for repairs. All parts are interchangeable, and worn or broken parts may be replaced by operator.

Hopper capacity: 15 lbs. of sulphur. Net weight, 15 lbs.

Price \$19.00.

FERTILIZERS

All Fertilizer Prices Listed Below Are Subject to Change Without Notice

NACO BRAND FERTILIZERS

The manufacturers of NACO BRAND Fertilizers sincerely believe in their superiority. COMPARE RESULTS has been their slogan. NACO Fertilizers prove their value and economy by comparison.

NACO BRANDS are put up in 100 lb. bags. On single bag orders, prices are F.O.B. Plant City. On orders for 300 lbs. and up, prices listed are on a delivered basis by rail to any railroad station in Florida from the warehouse in Jacksonville.

NACO BRANDS FOR TRUCK

	Analysis	Price per 100-lb. Bag	Price per Ton
Strawberry Fruiter.....	3-8-8	\$1.80	\$35.30
Young Strawberry	4-8-3	1.75	34.75
Bean & Veg. Grower.....	4-8-4	1.75	34.35
Tomato Grower.....	4-8-8	1.90	38.00
Vegetable Special.....	4-7-5	1.80	35.40
Watermelon, Standard.....	5-7-5	1.75	34.65
Standard	4-7-5	1.65	32.25

NACO BRANDS FOR GARDENS

Fern Special.....	4-5-5	1.70	33.60
Lawnegro	5-5-5	1.85	36.15
Flower & Shrub.....	4-8-2	1.65	32.85

NACO BRANDS FOR CITRUS

Young Tree Grower.....	4-9-3	1.70	34.00
Citrus Special.....	3-8-5	1.65	32.65
Citrus Special.....	3-8-8	1.80	35.30
Citrus Special.....	4-8-5	1.80	35.30
Citrus Special.....	4-8-8	1.90	38.00

All NACO BRAND Fertilizers are made from only the highest grade animal and vegetable organics, balanced with reasonable amounts of Nitrate of Soda, Sulphate of Ammonia, Superphosphate, and with the Potash from either Muriate or Sulphate of Potash.

NACO FIVE STAR

NACO was the first in the field to realize the need of "secondary elements." Believing that a number of these elements in small quantities were of more value than a greater amount of a single element, NACO has successfully made up its 5 Star Base, which includes Copper, Zinc, Iron, Magnesia, and Manganese. This 5 Star may be included in any of the above mixtures at the small additional cost of \$3.00 per ton. When ordering 5 Star, please be certain to designate 5 Star alongside the Brand desired.

OTHER FERTILIZERS RECOMMENDED

Granular Aero Cyanamid. A fertilizer carrying both nitrogen 22% and lime 70%. It is also valuable in helping to control soil disease organisms, especially nematodes. Packed in convenient, even weight, paper lined, 100-lb. sacks. 100 lbs. \$2.25; ton \$43.50, f.o.b. Plant City, and all stores. Call or write for interesting booklets describing its uses.

Goat Manure. 2½ per cent Potash and 1¼ per cent nitrogen. Put up in 100-lb. bags. 100 lbs. \$1.40, f.o.b. Plant City; ton \$27.75. 300 lbs. and up delivered, rail freight prepaid.

WIZARD BRAND SHEEP AND COW MANURE

Wizard manures are highly concentrated, with all weed seeds killed. They supply the humus and natural plant-food so needed by Florida soils.

For New Lawns use 10 to 12 pounds per 100 square feet and rake into the surface soil. On old lawns use 8 to 10 pounds scattered broadcast and wet down with a hose.

For Flowers and Shrubs mix Wizard with the soil around each plant, using 1 to 5 pounds according to size.

For Fruits and Vegetables use 1000 to 1500 pounds per acre. Apply with a drill in the row or hill. Wizard is a profitable and lasting soil-building fertilizer.

	10 lbs.	25 lbs.	100 lbs.	Ton
Wizard Brand Sheep Manure....	.50	.85	\$2.25	\$41.00
Wizard Brand Cow Manure.....	.50	.85	2.25	41.00

Prices quoted are F.O.B. Plant City and all stores.

Manganese Sulphate. A soil corrective for alkaline or sweet land. Plants yellowed by Manganese starvation are easily strengthened by applications of Manganese Sulphate at the rate of from 100 to 200 lbs. per acre. Can also be used as a spray at the rate of 4 lbs. to 50 gallons of water to correct yellowing of plants on highly alkaline soils. Put up in 100-lb. bags. 100 lbs. \$3.50, f.o.b. Plant City; ton \$65.00, delivered, rail freight prepaid.

Peat Moss. Very good to add humus and hold moisture in seed-beds. Also an excellent poultry litter. Prices: Small lots 6¢ per lb.; 1 bale (about 125 lbs.) \$4.00; f.o.b. Plant City.

Steamed Bone Meal. 2.5 per cent nitrogen. 5 lbs. 15c; 10 lbs. 25¢; 25 lbs. 60¢; 100 lbs. \$2.35; f.o.b. Plant City. 300 lbs. and up delivered, rail freight prepaid.

Nitrate of Soda. 16% nitrogen. Valuable for side-dressing crops. Put up in 100-lb. bags, \$2.30 each, f.o.b. Plant City; ton \$43.45. 300 lbs. and up delivered, rail freight prepaid.

Acid Phosphate (Superphosphate). Acid Phosphate is a valuable fertilizer and has corrected many plant troubles, particularly on muck soil. 20 per cent available Phosphoric Acid. 100 lbs. \$1.10, f.o.b. Plant City; ton \$21.45. 300 lbs. and up delivered, rail freight prepaid.

Hardwood Ashes. Fine for sour and acid soils. 2 per cent potash, put up in 100-lb. bags. 100 lbs. \$1.10, f.o.b. Plant City; ton \$21.85. 300 lbs. and up delivered, rail freight prepaid.


Lime, Hydrated. Lime is a wonderful land-sweetener, and should be used on all new land that is just being cultivated. It is also a good thing for old land. Use at the rate of a half ton to a ton per acre, broadcast, before breaking the ground. If your soil is new and sour, the application should be heavier. You can use Hydrated with safety. 50-lb. bag 50c; ton \$19.00; ½ ton at ton rate, f.o.b. Plant City.

Planet Jr. Tools

SAVE WORK AND MONEY

Kilgore's Bred-Rite Seeds, the best that money can buy, will not give you best results unless you give the plants grown from them the proper care. Plant seeds at the proper depth, properly spaced in narrow rows. Keep the ground loosened up around your growing plants to retain the moisture and

above all kill the weeds before they get a start. The Planet Jr. line includes tools for doing this work economically and efficiently. They are the favorites of fussy gardeners all over the world and have been the unquestioned leaders in this field for more than 60 years. Send for the complete Planet Jr. catalog.




**Planet Jr.
No. 220
Fertilizer
Distributor**

Shipping
Weight
115 lbs.

Price
\$28.75

F.O.B. Plant City
and All Stores

Designed particularly for Florida, the No. 220 is an economical and efficient fertilizer distributor. By means of its six adjustable spouts it spreads fertilizer evenly on the ground from 4 to 80 inches wide. It will distribute in the middles of three rows up to 14 inches apart or one side of each of two rows up to 86 inches. Special gates are furnished to permit distribution through only the two middle spouts or two or three spouts on either right or left side. The quantity of fertilizer can be accurately regulated from 200 to 2000 pounds per acre.



**Planet Jr.
No. 4-D Hill
and Drill
Seeder**

Shipping
Weight 14 lbs.
Price \$14.75.
F.O.B. Plant
City and All
Stores.

A favorite with large and small gardeners for over 40 years. Easily adjustable to sow either in drills or in hills 4, 6, 8, 12 or 24 inches apart. Instantly adjustable for any size seed opening. Shuts off automatically at the end of the row.



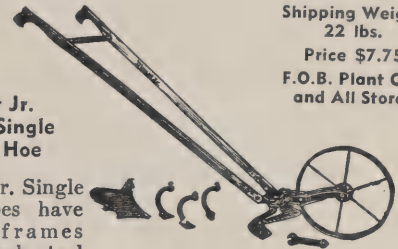
**Planet Jr.
No. 119
Garden Plow**

Shipping Weight
18 lbs.

Price \$3.70

F.O.B. Plant City
and All Stores


The No. 119 with its 24-inch wheel is particularly suited to use in rough or very soft ground. The equipment included is all that is needed in most gardens. The single cultivator tooth is for making narrow furrows, marking out rows or for mixing fertilizer in the bottom of a seed furrow. The reversible scuffle blade attachment is for weeding, or reversed, for cultivating. The plow is for hilling, furrowing or light plowing.



**Planet Jr.
No. 17 Single
Wheel Hoe**

Shipping Weight
22 lbs.
Price \$7.75
F.O.B. Plant City
and All Stores


Planet Jr. Single Wheel Hoes have all steel frames and a 15-inch steel wheel. They are practically indestructible and can be used with a wide variety of cultivating attachments. The No. 17 is the most popular for home garden use including the three essential tools: Hoes, Cultivator Teeth and Plow.



**Planet Jr.
No. 13 Double
and Single
Wheel Hoe**

Shipping Weight
27 lbs.
Price \$8.75
F.O.B. Plant City
and All Stores

The No. 13 Double Wheel Hoe has for equipment one pair 6 inch hoes only, the most useful of the cultivating attachments and all that many vegetable growers require. These Planet Jr. 6-inch Hoes are the most efficient soil mulchers and weed killers. Because of its adaptability for quickly cultivating large acreages of vegetables, and its simplicity and sturdiness, thousands of these No. 13's are bought every year because they pay for themselves in a short while in time and labor saved.



**Planet Jr. No. 219
Fertilizer Distributor
Attachment**

Shipping Weight,
33 lbs.
Price \$9.95
With stand, \$10.45
F.O.B. Plant City
and All Stores.

Attachment
Only
Price \$6.50
With Stand.

The new Planet Jr. Fertilizer attachment is designed to be used with the Planet Jr. No. 119 garden plow. The hopper holds about 25 lbs. and the output can be adjusted to distribute large or small quantities of fertilizer in a moment's time. Can be used attached to the No. 119 garden plow between the rows and is very efficient for side dressing. Can be attached to or detached from the No. 119 instantly and is a most economical, serviceable tool.




**Planet Jr.
No. 300
Drill Seeder**

Shipping Weight
34 lbs.
Price \$20.00
F.O.B. Plant City
and All Stores


The No. 300 Seeder for planting on muck only is the ideal machine for the commercial muckland vegetable grower who does not have sufficient acreage to warrant a large tractor or horse drawn outfit. It will plant any vegetable seed from the smallest up to bush lima beans. The No. 300 plants in continuous rows only, but it plants all seeds evenly and accurately and covers them uniformly so that a perfect stand is obtained.

CANNING DEPARTMENT



BURPEE SIMPLEX SEALER
The Leader in Can Sealers

Fast and easy to operate. Seals cans simply by spinning crank while moving lever. Composed of few parts. Foolproof in construction. Made of hardened steel for long service. Equipped with attachment which simplifies changing from one sized can to another. Seals, opens, and reflanges three sizes of cans. Clamps to table or bench. Using weight, 11 lbs.; shipping weight, 16 lbs. Complete with free 94-page book and free illustrated instructions. Price \$9.40, prepaid.




Extremely Simple, Accurate and Foolproof. Insert can, turn crank, and can is automatically sealed. Just that simple!

Complete canning recipe book with each machine

DIXIE SIMPLIFIED AUTOMATIC HOME CAN SEALER WITH CAN SAVER ATTACHMENT

One of the best home can sealers ever built. Equipped to seal No. 2 (pint) and No. 3 (quart) Sanitary cans. Can be furnished to seal No. 1 and No. 2½ cans, if desired. Price \$12.50, prepaid.



BURPEE ARISTOCRAT COOKER. Model AR25. Illustrated.

Lightweight—attractive—convenient to handle—easy to clean—explosion proof—convertible into greater canning capacity or useful cooking utensil. Tested at factory and guaranteed. The only cooker made of pure virgin drawn aluminum. Equipped with improved gasket joint—rustproof combination safety valve and steam vent (which is adjustable)—“easy to read” gauge—single screw closing device—conveniently placed wooden side and cover handles. Cover interchangeable with Extra-capacity Top. Holds 17 No. 2 or 10 No. 3 tin cans; 17 pint or 7 quart glass jars. Complete with full capacity canning rack, two circular inset pans, pan supports, instructions and free recipe book. Shipping weight 17 lbs. Price \$17.30, f.o.b. Plant City.

ACCESSORIES

Burpee Extra Capacity Top-Tinned Steel\$ 8.75
Burpee Extra Capacity Top-Aluminum..... 11.60
Hot Lift Tongs60

MODEL AR1525. A Canner's Real Delight!

A lightweight cooker with an unusually large canning capacity. Made of the same material and high standard craftsmanship as the AR25, but more convenient for sterilizing large quantities. Holds 18 pint or 14 quart jars; 25 No. 2 or 15 No. 3 tin cans.

For canning: Equipped with full-capacity canning rack, instructions, and free recipe book. Shipping weight 19 lbs. Price \$20.30, f.o.b. Plant City.

DIXIE ALUMINUM PRESSURE COOKERS

Prices quoted are F.O.B. Plant City

	Capacity		Price
	No. 2 Cans	No. 3 Cans	
12 qt. Dixie Improved Pressure Cooker	10	5	\$10.85
18 qt. Dixie Improved Pressure Cooker	15	8	12.65
25 qt. Dixie Improved Pressure Cooker	21	10	14.90

The Dixie Improved Pressure Cooker is equally suitable with tin cans or glass jars. The 12 quart cooker holds 7 pint, 4 quart, or 2 half-gallon glass jars. The 18 quart holds 8 pint, 5 quart, or 3 half-gallon glass jars. The 25 quart holds 18 pint, 7 quart, or 4 half-gallon glass jars.

CANNING DEPARTMENT (Continued)

CANS

Prices quoted are F.O.B. Plant City. At our various branch stores the freight from Plant City must be added.



Our sanitary open top Continental cans are ideal for home canning. The finest fruits or vegetables and all your hard work can be waste if the cans are not right.



Our cans for home canning are uniform, accurate, dependable and strong. For nearly 30 years they have been recognized as cans of highest quality and are preferred by the majority of home canners. Each can is made from full weight prime tin plate and carefully tested to assure perfection. For vegetables, fruits or meats requiring the protection of enamels, Continental "R" or "C" enamel lined cans will give the best results.

Sanitary open top cans require a can sealer for sealing.

When washing or sterilizing cans for use in home canning, do not place the tops in very hot water or in steam. This injures the sealing compound making it difficult to get best results with your home can sealer. Also all cans should be sealed at once after being filled.

Friction top or syrup cans are used for packaging syrup and for many other purposes.

Our cans are packed in convenient size paper cartons. For best results use our Continental sanitary open top cans for home canning or our friction top cans for syrup.

		Number in case	Case	1000
No. 2	Sanitary Cans and Caps.....	100	\$2.50	\$23.45
No. 3	Sanitary Cans and Caps.....	100	3.35	32.15
No. 2	Sanitary Enameled Cans and Caps	100	2.65	24.85
No. 3	Sanitary Enameled Cans and Caps	100	3.65	35.00
No. 1½	Friction-top (¾ pt.) Cans and Caps	125	3.85	29.60
No. 2½	Friction-top (¾ qt.) Cans and Caps	100	4.05	39.05
No. 5	Friction-top (approx. ½ gal.) Cans and Caps	50	3.20	61.15
No. 10	Friction-top (approx. 1 gal.) Pail and Lid	50	4.65	89.70
No. 5	Friction-top R Enameled (approx. ½ gal.) Cans and Caps.....	50	4.25	80.70
5 gal. Square Honey Cans, each 55c; 10 or more, 50c each.				

CANNING LABELS

Prices quoted are prepaid

	.25	100	1000
No. 2 and 3 Vegetable	\$0.25	\$0.50	\$3.50
No. 1½ and 2½ Syrup25	.50	3.50
No. 5 (approx. ½ gal. syrup)25	.60	5.00
No. 10 (approx. 1 gal. syrup)25	.60	5.00
Rubber Stamp—two line \$1.00; three line \$1.35.			

CANNING SUPPLIES

Prices quoted are prepaid

Extra Covers for No. 2 Sanitary Cans (per 100).....	.75
Extra Covers for No. 3 Sanitary Cans (per 100).....	1.00
Extra Caps for No. 1½ Friction Top (per 100).....	.85
Extra Caps for No. 2½ Friction Top (per 100).....	1.00

MISCELLANEOUS TOOLS AND FARM SUPPLIES

CYCLONE SEEDER

Made for any kind of grain or grass seed which can be sown broadcast, such as alfalfa, barley, beggarweed, buckwheat, corn, clover, cowpeas, millet, oats, peas, rape, rye, soy beans, sorghum, turnips, vetches, wheat. One man seeds several acres per hour. Price \$2.50 postpaid.

HAND CORN PLANTER

Has a rotating disc which can be adjusted for all size and number of kernels insuring perfectly uniform seeding. Operates as fast as a man can walk and plants from eight to ten acres per day. Built in both one hand and two hand types.

Prices quoted are postpaid

No. 309—One Hand Acme Rotary Planter.....	\$2.50
No. 310—Two Hand Acme Planter.....	\$2.00



HOTKAPS (F.O.B. Plant City)

100 and Hotkap Setter and Tamper.....	\$ 2.75
250 and Hotkap Setter and Tamper.....	4.00
1000 without Setter.....	10.75
5000 without Setter, per 1000.....	10.50
10000 without Setter, per 1000.....	10.25
25000 without Setter, per 1000.....	10.00
Steel Hotkap Setter with Tamper	1.50
Garden Setter alone50
Steel Tamper alone25
New Home Garden Package—25 Hotkaps with Setter.50

LABEL PASTE

Ours is a genuine wheat paste, especially made for pasting labels on vegetable and fruit boxes. Mixes easily in cold or warm water. Will not discolor labels. Unaffected by water or atmospheric changes after drying.

Prices quoted are f.o.b. Plant City and all Kilgore stores.
5 lbs. 75¢; 25 lbs. \$3.50; 100 lbs. \$14.00; 225 lbs. \$29.25

TARPAULINS—Fultex Brand

Made of high grade, closely woven cotton duck treated by heat pressure saturation process which insures positive waterproofing. The material is oil tempered. We can supply any size you require.

Size	Weight	Price
7½ x 10	12 oz. to sq. yard.....	\$ 7.80
10 x 12	12 oz. to sq. yard.....	12.45
12 x 14	15 oz. to sq. yard.....	20.00
15 x 16	15 oz. to sq. yard.....	28.80
15 x 20	15 oz. to sq. yard.....	36.00

Prices quoted are f.o.b. Plant City and all Kilgore stores.

CONTAINER LABELS

We have large stocks of attractive labels for tomato lugs, pepper crates, beans, celery and citrus. Upon request we will gladly forward samples of any type label you require. Charges for printing your brand and name are nominal. Write The Kilgore Seed Co., Plant City, Florida, for full information.

TWINE (Jute)

Soft vegetable tying twine, excellent quality. Used for tying tomato plants and bunching vegetables.

Prices quoted are prepaid

Per lb. 50¢; 50 to 60 lb. reels, per lb. 25¢.

RAFFIA—Prices quoted are prepaid.


The plain or natural color comes in one pound hanks. Lb. 50¢; 10 lbs. \$4.50; 100 lbs. \$40.00.

Plain, natural color—uneven weight hanks, 100 lbs. \$26.50.
Plain, natural color—Bale lots, about 225 lbs., 25¢ per lb.
Colored Raffia (Bright Red, Royal Blue, Lavender, Brown, Orange, Bottle Green) ¼ lb. 35¢.
Raffia, bleached white, ¼ lb. 55¢.
Raffia Needles, small or large, 2 for 5c.

POULTRY DEPARTMENT

We Carry Only The Very Best Poultry Supplies. Our Stocks Are Complete At All Times,
Which Means Quick And Efficient Service On All Orders.
General Poultry Supplies—Prices F.O.B. Plant City and All Kilgore Stores.


HUDSON REEL TOP FEEDERS



Balanced "S" type reel, strong, well built, for small flocks, die formed in one piece.

No. 124 Feeder,
24-inch length ...\$.25

No. 105 Feeder, 15-inch length..... .20
No. 101 Feeder, 10-inch length..... .15



HUDSON "KLEEN-EZY" REEL TOP FEEDERS

Electrically welded ends—Ezy-Angle sides with flat bottom and feed saving lip, 1/2 inch wide. Perfectly formed galvanized steel throughout.

No. 624 Feeder, 24-inch length.....\$.45
No. 636 Feeder, 36-inch length..... .55
No. 648 Feeder, 48-inch length..... .75

HUDSON HANDY FILL CHICK FOUNTAIN



Snap-on pan and sturdy handle make it possible to carry fountain when full without spilling. Ideal for baby chicks—ten drinking cups correctly sized.

No. A-4—Capacity 1 gallon.
Price.....\$.50

ROUND CHICK FEEDERS

8-hole Size.....\$.15
12-hole Size..... .20

MASON JAR FOUNTAIN AND FEEDER



G-35 Galvanized Pan.....\$.10
B-35 Glass Pan with
three point clip..... .20

LEG BANDS

Champion. Made of aluminum and will not rust. Adjustable to any size bird. Sets run from 1 to 50, and 1 to 100. 50 bands 40c; 100 bands 75c.

Key Ring Leg Bands. Made of celluloid in fast colors, red, pink, garnet, green, white and blue. Sizes for baby chick, pigeon, bantam, medium, intermediate and large. Specify size and color. 1c each; 75c per 100.

THERMOMETERS

Black oxidized brass scales, white filled figures and graduations, mercury tubes.

Incubator Thermometer\$1.00
Brooder Thermometer60
Weather Thermometer, 8 in. wood case..... .50



MOE'S IDEAL POULTRY PUNCH

A new improved Punch that works easily, cuts clean, and does not pinch the foot. Length 3 1/2 inches. Nickel plated.

No. 39, 35c each.

NEST-EGGS

China, 3¢ each; 35¢ per dozen.

POULTRY AND STOCK PREPARATIONS

(Postpaid)

Pratt's Poultry Regulator, 1 1/2 lb. pkg. 25c; 4 lbs. 55c; 12 1/2 lbs. \$1.60; 25 lbs. \$2.85.
Pratt's Animal Regulator, 21 oz. pkg. 25c; 5 lbs. 50c; 7 lbs. \$1.00; 25 lbs. \$2.85.
Pratt's N-K Poultry Worm Capsules, Adult size, 50-capsule pkg. 85c; 100-capsule pkg. \$1.50; Chick size, 50-capsule pkg. 55c; 100-capsule pkg. \$1.00.
Pratt's Poultry Worm Powder, 100 hen size, 60c.
Pratt's R-P Tablets (formerly Roup), 1 1/2 oz. 25c; 3 1/2 oz. 50c.
Pratt's Chick Tablets (formerly Diarrhoea), 7/8 oz. 30c; 2 3/8 oz. 60c.
Pratt's Roost Paint, Kills Lice. 1/2 pt. 85c; Pt. \$1.50; Qt. \$2.25; Gal. \$7.00.
Pratt's Disinfectant for Dipping and Spraying Poultry and Stock. Pint 35c; quart 50c; 1/2 gal. 85c; gal. \$1.45.
Pratt's Fly Chaser. (For livestock.) 1 qt. 50c; gal. \$1.45; 5 gal. \$6.50.
Walko Tablets—For the drinking water for Baby Chicks, Turkeys, Ducks and Geese. Pkg. 50c.
Germozone (Lee's)—For Poultry, Swine, Horses, Cattle and Sheep. 4 fluid oz. 50¢; 12 fluid oz. 75¢.
Getz-Um—Use in drinking water for lice, mites, fleas and all blood sucking insects. 2 fluid ozs. 50c.
Baywood Sorehead Remedy—Use in drinking water as preventative. 1/2 pt. 25c; Pint 40c.

Bee-Keepers' Supplies, Bee-Hives and Equipment

All prices quoted are f.o.b. Plant City, Florida
If you wish your shipment to be made by mail, please add postage when ordering.

The following is only a partial list of our large and complete line of bee supplies carried in stock in all Kilgore's Florida stores and in Kilgore's mail order department at Plant City, Florida. Write for a complete catalog on Bee-Keepers' Supplies. We can always quickly get whatever a customer wants from the factory branch if we happen to be out, in which case the price will be f.o.b. factory, Medina, Ohio.

Standard 10-Frame Hive

One-story Standard Hive with metal cover. 16¼x20 in., outside measurements.

Hives in the flat are furnished with nails, 135-lb. tin rabbets punched for nails, reversible bottom board, improved metal cover, Hoffman frames, and complete directions for nailing.

22202. Knocked down without foundation. Wt. 31 lbs. \$ 3.55
Price 5 Hives KD Wt. 149 lbs. 14.80

One-story Standard Hive, with excelsior cover.

22302. Knocked down without foundation. Wt. 27 lbs. \$ 3.00
Price 5 Hives KD Wt. 132 lbs. 12.45

Full-Depth 10-Frame Extracting Supers or Hive Bodies

22482. 1 KD Standard Body with frames, no foundation. Wt. 13 lbs. \$1.65
22438. 5 KD Standard Body with frames, no foundation. Wt. 69 lbs. 6.45

Shallow 10-Frame Extracting Supers

22527. 1 KD Empty only, no fittings. Wt. 5 lbs. \$0.60
22528. 5 KD Empty only, no fittings. Wt. 28 lbs. 2.70
22522. 1 KD With shallow frames, no foundation. Wt. 9 lbs. 1.00
22523. 5 KD With shallow frames, no foundation. Wt. 39 lbs. 4.60
22522. Frame with Hoffman top bar. Wt. 9 lbs. 1.10
22523H. 5 frames with Hoffman top bar. Wt. 39 lbs. 5.15

Beeway 10-Frame Section Super

22542. 1 KD Without sections or foundation. Wt. 8 lbs. \$1.00
22543. 5 KD Without sections or foundation. Wt. 39 lbs. 4.70

List of Inside Fixtures for Supers

	10	50	100
2540. Beeway Section-holders for 4¼x4¼x 1½ in. sections. Wt. 22 lbs. per 100	\$0.45	\$2.00	\$3.90
2544. Beeway Wood Separators. 1-10 in. thick. Wt. 13 lbs. per 100	.25	1.10	2.00
4248. 10-Frame Heavy Metal Frame Supports. 14-in. Wt. 7 lbs. per 100	.20	.70	1.35
4258. 10-Frame Flat Tins, 15½x7½ in. Wt. 8 lbs. per 100	.15	.60	1.15
453. Super Springs, 1c each. Wt. 1½ lbs. per 100			.75

Honey Extractors

4005. Two Frame New Novice Extractor. Pockets, 9½x 16 in. 60 combs per hr. Shipping Wt. 47 lbs. \$12.95

Covers, Metal Covers, 10-Frame

22622. 1 KD Metal Cover with inner cover. Wt. 10 lbs. \$1.25
22623. 5 KD Metal Cover with inner cover. Wt. 46 lbs. 5.35

The Excelsior Wood Cover, 10-Frame

22632. 1 KD Excelsior All-Wood Cover. Wt. 8 lbs. \$0.70
22633. 5 KD Excelsior All-Wood Cover. Wt. 40 lbs. 3.05

Inner Covers, 10-Frame

22672. 1 KD Inner Cover, without bee escape. Wt. 3 lbs. \$0.35
22673. 5 KD Inner Cover, without bee escape. Wt. 12 lbs. 1.60

Bottom Boards, 10-Frame

22712. 1 KD Reversible Cypress Bottom Board. Wt. 7 lbs. \$0.70
22713. 5 KD Reversible Cypress Bottom Board. Wt. 35 lbs. 3.00

Wire for Frames

446. ¼-lb. Spools Tinned Wire. \$0.15
447. ½-lb. Spools Tinned Wire.23
448. 1-lb. Spools Tinned Wire.42

Bee Escape

411. Root Double Escape without Board. Wt. 1 oz. \$0.15

Bristle Bee Brush

292. Bristle Bee Brush. Wt. 3 oz. \$0.25

Frames

Furnished in the flat with nails and staples. All frames are furnished with solid bottoms unless otherwise specified.

	10	50	100
2910. Hoffman, with solid bottom bar. 9½x 17½ in. Wt. 46 lbs. per 100	\$0.75	\$2.75	\$5.40
2920. Regular Shallow Extracting Frames, with solid bottom bar. depth 5½ in. Wt. 26 lbs. per 100	.45	1.90	3.70
2940. Shallow Extracting Frames, with regular Hoffman top bar, with solid bottom bar. Wt. 38 lbs. per 100	.50	2.45	4.80

Comb Honey Sections

Mill Run

2440. 100 Wt. 8 lbs. \$1.30
2442. 500 Wt. 31 lbs. 6.00

Spur Wire Imbedder

401. Super Wire Imbedder. Wt. 8 oz. \$0.20

Steel Hive Tool

405. Hive Tool. 10-inch. Wt. 6 oz. \$0.60

Wire Queen and Drone Trap (10-frame)

4211. Wire Trap. Wt. 2 lbs. \$0.45

Queen Excluder, 10-Frame

Bees pass through rapidly, without hesitating.

	Each	10
4242. 10-frame Standard 3-wire and wood. 16¼x20 in. Wt. 4 lbs.	\$0.65	\$6.00
4241. 10-frame Special 7-wire and wood. Wt. 4 lbs.	.70	6.50

Standard Smoker

423. Standard Tin Smoker, 3¼x7 in. Wt. 2 lbs. \$1.00

Drill Bee Gloves

276. Medium. 277 Large. Wt. 1 lb. \$0.80

Veils

255. Root Indestructible Bee Veil. Wt. 1 lb. \$0.75

Feeders

291. Boardman Feeder, with cap. Wt. 12 oz. \$0.20

Staples

4562. Crate Staples 2x¼ in., 1-lb. carton. \$0.25
4572. Selft End-space Staples, 1 lb.34

Cement-Coated Wire Nails

	Lb.
4511. 2d Fine	\$0.14
4517. 7d box	.10
4546. ¼-inch	.27
4569. Galvanized Nails, ¾ in. long, not cement-coated, for nailing metal on covers.	.20

Foundation Medium Brood, 3-Ply

8x16¼ in.—7 sheets to pound

	Price	Weight
5000. 10-sheet Carton	\$1.02	3 lbs.
5003. 50-sheet Carton	4.85	9 lbs.

Medium Brood, Single-Ply

For Standard Frames

8x16¼ in.—8 sheets to pound

	Price	Weight
5110. 10-sheet Carton	\$0.85	3 lbs.
5113. 50-sheet Carton	4.05	8 lbs.

Light Brood, Single-Ply

8x16¼ in.—Special. 10 sheets to pound

	Price	Weight
5210. 10-sheet Carton	\$0.68	2 lbs.
5213. 50-sheet Carton	3.15	7 lbs.
5214. 200-sheet Carton	12.40	33 lbs.

Medium Brood, Single-Ply

For Shallow Frames

4½x16¼ in.—15 sheets to pound

	Price	Weight
5120. 10-sheet Carton	\$0.53	2 lbs.
5123. 50-sheet Carton	2.38	5 lbs.

Medium Brood, Single-Ply

5x16¼ in.—13 sheets to pound

	Price	Weight
10-sheet Carton	\$0.53	2 lbs.
50-sheet Carton	2.38	6 lbs.

Medium Brood, Wired

8 9-16x16¼ in.—7 sheets to pound

	Price	Weight
350. 10-sheet Carton	\$1.00	3 lbs.
350. 50-sheet Carton	4.85	10 lbs.

Medium Brood, Wired

5x16¼ in.—12 sheets to pound

	Price	Weight
352. 10-sheet Carton	\$0.60	2 lbs.
352. 50-sheet Carton	2.85	6 lbs.

Thin Super

	Price	Weight
3331. 1-lb. Carton, 3¾x15¼ in., 28 sheets to lb.	\$0.80	2 lbs.
3333. 5-lb. Carton, 3¾x15¼ in., 28 sheets to lb.	3.75	7 lbs.
3321. 1-lb. Carton, 4½x16¼ in., 22 sheets to lb.	.80	2 lbs.
3323. 5-lb. Carton, 4½x16¼ in., 22 sheets to lb.	3.75	7 lbs.
3371. 1-lb. Carton, 5x16¼ in., 22 sheets to lb.	.80	2 lbs.
3373. 5-lb. Carton, 5x16¼ in., 22 sheets to lb.	3.75	7 lbs.

INDEX

	Page		Page		Page
— A —					
Acid Phosphate	58	Fertilizer Distributor Attachment	59	Penetrol	54
African Daisy	47	Fertilizers	58	Pepper	24-25
Ageratum	47	Figs	50	Periwinkle	49
Alyssum	47	Fish-Oil Soap	54	Persimmons, Japanese	50
Arsenate Lead-Lime Dust	53	Flower Seed Planting Calendar	3	Petunia	49
Arsenate of Lead, Bowker's	53	Flower Seeds	47-49	Phlox	48
Artichoke—Jerusalem	41	Flowers Recommended for Florida	46	Planet Jr. Tools	59
Asters	47	Fly and Mosquito Spray	54	Plant Bands	51
— B —					
Baby's Breath	47	Fountain and Feeder	62	Plantabbs	51
Bachelor's Button	47	Fruit and Nut Trees	50	Planting Chart, Field Seed	3
Balsam	47	Fungicide Recommendations	52	Planting Chart, Vegetables	E
Bean, Scarlet Runner	47	— G —			
Beans	4-6	Gaillardia	48	Plums	50
Beans, Soy	45	Garden Plow	59	Poison Bait	54
Beans, Velvet	45	Garlic	19	Poppy—California	49
Bee-Keepers' Supplies, Hives and Equipment	63	Globe Amaranth	48	Portulaca	49
Beet	7	Gourd—Ornamental	48	Postal Information	1
Beets, Sugar and Stock	7	Grapes	50	Potatoes	27
Beggarweed	41	Grass, Bahia	41	Pots, Paper	51
Benne	41	Grass, Bermuda, Hulled and Unhulled	40	Poultry and Stock Preparations	62
Bi-Sulphide of Carbon	53	Grass, Carpet	40	Poultry Department	62
Black Leaf 40	53	Grass, Centipede	40	Poultry Punch	62
Blue Lace Flower	47	Grass, Dallis	40	Pressure Cookers	60
Bluestone (Copper Sulphate)	53	Grass, Italian Rye	40	Pumpkin	27
Bordeaux, Bowker's Powdered	53	Grass, St. Augustine	40	Pyrethrum Powder	54
Broccoli	7	Grass, Sudan	40	Pyrocide Dust	54
Brussels Sprouts	7	— H —			
Burpee Cookers	60	Hand Corn Planter	61	Pyrox	55
Burpee Simplex Sealer	60	Hardwood Ashes	58	— Q —	
— C —					
Cabbage	8-9	Helianthus	48	Queen Anne's Lace Flower	49
Cabbage, Chinese	9	Helichrysum	48	— R —	
Calcide, Bowker's (Calcium Arsenate)	53	Hoes, Single and Double Wheel	59	Radish	28
Calendula	47	Hollyhock—Cuban	48	Raffia	61
Calliopsis	47	Hotkaps	61	Rape, Dwarf Essex	44
Candytuft	47	Hudson Chicken Fountain	62	Red Arrow Insect Spray	55
Canning Department	60-61	Hudson Reel Top Feeders	62	Red Copper Oxide Dusts	55
Canning Label	61	— I —			
Canning Supplies	61	Insecticides and Fungicides	53-55	Rhubarb	28
Cans	61	Insecticide Recommendations	52	Rice	44
Cantaloupe	10	— K —			
Carbolineum or Protexol	53	Kalco	54	Roller Worm Mixture	55
Carnation	47	Kale	19	Rose Bushes	49
Carrot	11	Kalo Spray or Dust	54	Roselle	28
Cattail Millet	43	Kohl Rabi	19	Rotenone Dust	55
Cauliflower	9	— L —			
Celery	12-13	Label Paste	61	Rutabaga	35
Chick Feeders	62	Larkspur	48	Rye	44
Chufas	41	Leek	19	— S —	
Clover, Alyce	41	Leg Bands	62	Sage	25
Clover, California Bur	41	Lettuce	20	Salsify	28
Clover, Persian	41	Lime, Hydrated	58	Salvia	49
Clover, White Dutch	41	Lime-Sulphur Solution	54	Scabiosa	49
Collards	17	Lupin	48	Scalecide	55
Container Labels	61	— M —			
Cooper's Cattle Dip	53	Magikil Jelly Ant Bait	54	Screw Worm Killer	55
Copotox	53	Manganese Sulphate	58	Sealers	60
Copper-Lime-Arsenate of Lead Dust	53	Manure, Goat, Sheep and Cow	58	Seed Inoculants	51
Copper-Lime-Calcium Arsenate Dust	53	Marigolds	48	Seeders	59
Copper-Lime Dusts	53	Mason Jar Fountain and Feeder	62	Semesan	55
Corn, Chicken	42	Millet, Golden	43	Semesan Bel	55
Corn, Field	38	Millet, Pearl or Cattail	43	Sesbania	45
Corn, Pop	38	Miscellaneous Garden Supplies	51	Snagdragon	49
Corn, Sweet and Roasting Ear	14-15	Miscellaneous Tools	61	Sorghum	45
Corn, White Kaffir	42	Morning Glory	48	Spinach	31
Cosmos	47	Multicide	54	Sprayers	56
Cowpeas	42	Muskmelon	10	Squash	30-31
Crotalaria	43	Mustard	21	Squash Dust	55
Cucumber	16-17	— N —			
Cucumber Dust	53	Naco Brand Fertilizers	58	Static	49
Cuphea—Firefly	47	Nasturtium	48	Steamed Bone Meal	58
Cuprocide	53	Nest-Eggs	62	Strawberry Plants	50
Cyanamid	58	Nicotine Dust	54	Sulfocide	55
Cyanogas A—Dust	53	Nicotine Pyrox	55	Sulphur	55
Cyanogas G—Fumigant	54	Nicotrol	54	Sunflower	49
Cyclone Seeder	61	Nitragin	51	Sweet Peas	49
Cynoglossum	47	Nitrate of Soda	58	Swiss Chard	7
Cypress Vine	47	— O —			
— D —					
Daisy	47-48	Oats	43	— T —	
Dianthus (Chinese Pinks)	48	Okra	22	Tarpaulins	61
Directions to Customers	1	Onion	23	Terro Ant Killer	55
Dixie Killer	54	Onion Sets	23	Testing Laboratory	39
Dixie Pressure Cookers	60	— P —			
Dusters	57	Pansy	48	Thermometers	62
— E —					
Eggplant	18	Paris Green	54	Thompson's Vitamin B	51
Endiv	19	Parsley	23	Thrip and Mite Dust	55
Evergreen Spray	54	Parsnip	23	Tithonia	49
— F —					
Farm Supplies	61	Peaches	50	Tobacco Dust	55
Fertilizer Distributor	58	Peanuts	44	Tomato	32-34
— G —					
— H —					
— I —					
— J —					
— K —					
— L —					
— M —					
— N —					
— O —					
— P —					
— Q —					
— R —					
— S —					
— T —					
— U —					
— V —					
— W —					
— X —					
— Y —					
— Z —					



**IMPROVED RED CORED
CHANTENAY CARROTS**
(See Page 11)



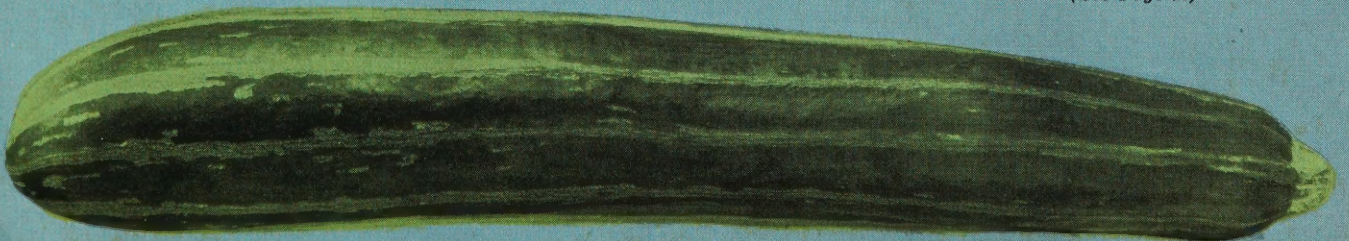
**NEW IMPROVED
PRIDE CELERY**
(See Page 13)



BRED-RITE DIXIE QUEEN WATERMELON
(See Page 36)



**BRED-RITE FORT MYERS
MARKET EGGPLANT**
(See Page 18)




COCOZELLE SQUASH (LONG SLENDER ITALIAN VEGETABLE MARROW)
(See Page 30)

KILGORE'S BRED-RITE SEEDS

TRADE MARK

1941 Annual Catalog



KILGORE'S No. 44 ICEBERG
LETTUCE (IMPROVED FLORIDA
STRAIN) AT HARVEST TIME IN
MANATEE COUNTY, FLORIDA
(See Page 20)