

Historic, Archive Document

Do not assume content reflects current scientific knowledge, policies, or practices.

HILLENMEYER NURSERIES
Lexington, Kentucky

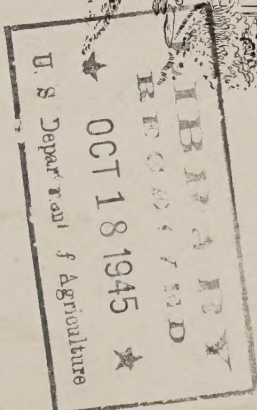
*Fruit and Flowers
for Body and Soul*

FALL
1945

SPRING
1946





Return Postage
Guaranteed



Sec. 562, P. L. & R.
U. S. POSTAGE
PAID
Lexington, Kentucky
Permit No. 94

U. S. Dept of Agriculture
Library
Washington, 25, D. C.





Francis Xavier Hillenmeyer
Founder

Your Assurance of Satisfaction



Since 1841

Some Businesses Grow Old with Years ~ Others Continue Young and Vigorous

HILLENMEYER NURSERIES, Lexington, Ky.

NURSERYMEN

HORTICULTURISTS

LANDSCAPE ARCHITECTS

THIS CATALOG

is more of a price list than a complete issue, such as we usually send out. Due to various restrictions as to paper and many other difficulties, we hope you will bear with us until times are more normal. We promise best attention to any order entrusted to us.

No Charge for Consultation at Nursery

While it has been necessary for us to curtail on the making of landscape plans we will be pleased to offer suggestions if you will come to the nursery. Bring measurements, pictures, etc., for added assistance.

When to Plant

SHADE TREES, SHRUBS, AND FRUIT TREES, when handled with bare roots, are best planted in the fall after we have had sufficient frost to kill the foliage or in the spring when dormant.

EVERGREENS, SHADE TREES AND SHRUBS, when dug Balled and Burlapped, (B&B), may be planted almost any time during the year if you can give them proper attention such as watering, cultivating and mulching.

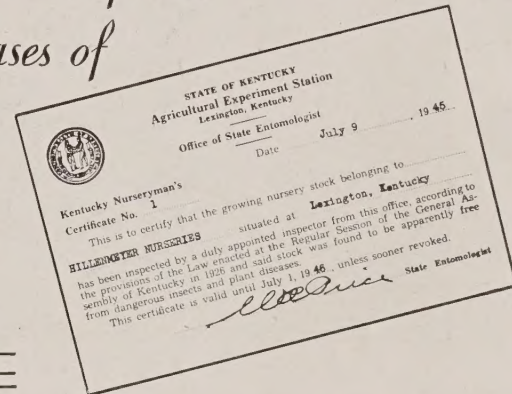
ASPARAGUS AND SMALL FRUITS may be planted in the fall if there is sufficient moisture and your soil is in good condition, otherwise plant in early spring.

No Agents

We sell direct and our contacts are usually made by appointments. Refuse to buy from anyone who represents himself or herself as our agents. WE HAVE NO AGENTS. When dealing direct you get full benefit of our facilities.

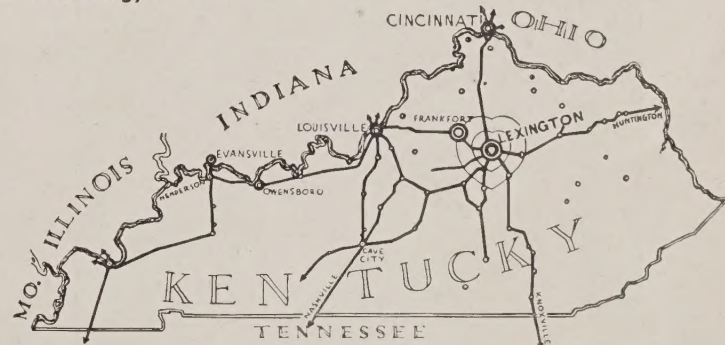
*Look for this certificate
on all purchases of
nursery stock*

*It is
your
GUARANTEE*



that the stock you receive has been inspected by our competent State officials and found to be apparently free from dangerously injurious insect pests and plant diseases. All our nursery stock is inspected by the trained personnel of our State Experimental Station, and we are issued this certificate only after it has been determined that our stock meets their standards of pest freedom.

We attach copy of our certificate on all our shipments. Look for it. It is your guarantee backed by our State Department of Entomology.





HILLENMEYER Flowering



Forsythia Spectabilis



Kolkwitzia Amabilis (Beauty Bush)



Magnolia Stellata

	18-24"	2-3'	3-4'	4-5'	5-6'
ABELIA. See Broad-Leaf Evergreens					
ACANTHOPANAX (<i>Five-Leaved Aralia</i>)		\$0.60	\$0.75	\$1.00
AESCULUS pavia (<i>Red Buckeye</i>)			1.00	1.50	2.00
ARALIA spinosa (<i>Hercules Club</i>)75	1.00	1.25
ARONIA (<i>Brilliant Chokeberry</i>)60	.75	1.00
BENZONIN aestivale (<i>Spice Bush</i>)75	1.00	1.25
BERBERIS thunbergi (<i>Japanese Barberry</i>)60	.75
B. thunbergi atropurpurea (<i>Red-Leaf Barberry</i>)75	1.00
BUDDLEIA (<i>Butterfly Bush</i>), Charming . Pink60	.75
B. (<i>Butterfly Bush</i>), Magnifica . Violet60	.75
B. (<i>Butterfly Bush</i>), Ile de France . Rosy purple60	.75
CALLICARPA purpurea (<i>Beauty Berry</i>)60	.75
CALYCANTHUS floridus (<i>Sweet Shrub</i>)60	.75	1.00
CHIONANTHUS virginica (<i>White Fringe</i>)75	1.00	1.50
CORNUS mascula (<i>Cornelian Cherry</i>)75	1.00	1.50
C. sibirica (<i>Red-Twigged Dogwood</i>)60	.75
COTONEASTER acutifolia (<i>Peking Cotoneaster</i>)60	.75	1.00
C. divaricata (<i>Spreading Cotoneaster</i>). B&B		1.50	2.00	3.00
C. racemiflora soongarica. B&B		1.50	2.00	3.00
CYDONIA japonica (<i>Japanese Quince</i>)75	1.00
C. pygmaea (<i>Dwarf Japanese Quince</i>). 15 to 18", 60c75
C. maulei (<i>Orange-flowered Quince</i>)75	1.00
DEUTZIA gracilis (<i>Slender Deutzia</i>). 15-18", 60c75
D. lemoine (<i>Lemoine Deutzia</i>)75	1.00
D. magnifica (<i>Giant Snowflake Deutzia</i>)60	.75	1.00
D. scabra (<i>Pride of Rochester</i>)60	.75	1.00
ELEAGNUS angustifolia (<i>Russian Olive</i>)75	1.00	1.25
EUONYMUS alatus (<i>Cork-barked Euonymus</i>)		1.00	1.25	1.50
E. alatus compactus (<i>Compact Euonymus</i>)		1.00	1.50
E. americana (<i>Strawberry Tree</i>)75	1.00	1.25
E. europaeus (<i>European Euonymus</i>)75	1.00	1.50
EXOCHORDA grandiflora (<i>Pearl Bush</i>)60	.75	1.00
FORSYTHIA fortunei (<i>Fortune's Golden Bell</i>)60	.75	1.00
F. spectabilis (<i>Showy Golden Bell</i>)60	.75	1.00
F. suspensa (<i>Weeping Golden Bell</i>)60	.75	1.00
F. suspensa nana (<i>Dwarf Golden Bell</i>)60	.75
HALESIA tetraptera (<i>Silver Bell</i>)75	1.00	1.25
HAMAMELIS virginica (<i>Witch Hazel</i>)75	1.00	1.25
HIBISCUS, <i>Aithea</i> (<i>Rose of Sharon</i>)60	.75	1.00
H. ardens. Double; lavender60	.75	1.00
H., <i>Boule de Feu</i> . Double, red60	.75	1.00
H., <i>Jeanne de Arc</i> . Double, white60	.75	1.00
H., <i>Single Pink</i>60	.75	1.00
H. Totus alba. Single white60	.75	1.00
HYDRANGEA A. G. (<i>Hills of Snow</i>)60	.75
Hydrangea Paniculata (<i>Panicle Hydrangea</i>)60	.75
H. quercifolia (<i>Oak-Leaf Hydrangea</i>)	1.00	1.50	2.00
HYPERICUM calycinum. 12 to 18" at 50c					
ILEX verticillata (<i>Winterberry</i>)75	1.00
KOLKWITZIA amabilis (<i>Beauty Bush</i>)75	1.00	1.50	2.00
KERRIA japonica (<i>Globe Flower</i>). Double75	1.00
K. japonica (<i>Globe Flower</i>). Single75	1.00
LESPEDEZA formosa (<i>Purple Bush Clover</i>)60	.75
LIGUSTRUM sinense (<i>Chinese Privet</i>)50	.60	.75
L. ibota regelianum (<i>Regel's Privet</i>)60	.75	1.00
LONICERA fragrantissima (<i>Fragrant Bush Honeysuckle</i>)50	.60	.75	1.00
L. maackii podocarpa (<i>Late Honeysuckle</i>)60	.75	1.00
L. tatarica (<i>Tartarian Honeysuckle</i>)60	.75	1.00
MAGNOLIA glauca (<i>Sweet Bay</i>). B&B	3.00	4.00	5.00
M. kobus (<i>Kobus Magnolia</i>). B&B	3.00	4.00	5.00
M. liliflora. Purple outside—white inside	4.00	6.00	8.00
M. liliflora nigra. Purple outside—pink inside	4.00	6.00	8.00
M. soulangeana. Pink outside—white inside	4.00	6.00	8.00
M. soulangeana lennei. Rosy purple; white within	4.00	6.00	8.00
M. stellata. Early white. Starlike	5.00	7.50	10.00
OXYDENDRUM arboreum (<i>Sourwood</i>)		1.00	1.25	1.50
PHILADELPHUS grandiflorus (<i>Mock Orange</i>)60	.75	1.00	1.25
P. lemoinei (<i>Lemoine's Mock Orange</i>)75	1.00
P., <i>Virginal</i> . Semi-double60	.75	1.00
PHOTINIA villosa (<i>Oriental Photinia</i>)75	1.00	1.50
PRUNUS glandulosa (<i>Double Flowering Almond</i>)60	.75
RHODOTYPOS kerrioides (<i>Jet Bead</i>)60	.75
RHUS aromatica (<i>Fragrant Sumac</i>)60	.75	1.00
R. copallina (<i>Shining Sumac</i>)60	.75	1.00	1.25
R. cotinus (<i>Purple Fringe—Smoke Tree</i>)60	.75	1.00
ROBINIA hispida (<i>Moss Locust</i>)60	.75	1.00
SALIX caprea (<i>Pussy Willow</i>)60	.75	1.00	1.25

and Ornamental SHRUBS



	18-24"	2-3'	3-4'	4-5'	5-6'
SPIREA bumalda (<i>Bumalda Spirea</i>)	18-24"	2-3'	3-4'	4-5'	5-6'
S. bumalda, Anthony Waterer	15-18", 60c.	\$.60	\$.75	1.00	1.30
S. arguta (<i>Garland Spirea</i>)		.75	1.00	1.30	1.60
S. douglasii (<i>Douglas Spirea</i>)		.60	.75	1.00	1.30
S. prunifolia (<i>Plum-Leaf Spirea</i>)		.60	.75	1.00	1.30
S. reevesiana lanceata (<i>Reeves Double</i>)		.75	1.00	1.30	1.60
S. thunbergii (<i>Snow Garland</i>)		.75	1.00	1.30	1.60
S. trichocarpa (<i>Korean Spirea</i>)		.75	1.00	1.30	1.60
S. Van Houttei (<i>Bridal Wreath</i>)		.50	.60	.75	1.00
STYRAX japonica (<i>Snow Bell</i>)		.75	1.00	1.30	1.60
SYMPHORICARPOS chenaultii (<i>Coralberry</i>)		.60	.75	1.00	1.30
S. racemosus (<i>Snowberry</i>)		.60	.75	1.00	1.30
S. vulgaris (<i>Coralberry</i>)		.60	.75	1.00	1.30
SYRINGA josikaea (<i>Hungarian Lilac</i>)		1.25	1.50	2.00	2.50
S. oblata dilatata (<i>Early Lilac</i>)		1.25	1.50	2.00	2.50
S. villosa (<i>Late Lilac</i>)		1.25	1.50	2.00	2.50
S. persica (<i>Persian Lilac</i>)		.75	1.00	1.25	1.50
S. vulgaris (<i>Common Purple Lilac</i>)		.75	1.00	1.25	1.50
S. vulgaris alba (<i>Common White Lilac</i>)		.75	1.00	1.25	1.50
FRENCH LILACS—					
Alphonse Lavallee , Double light purple		1.25	1.50	2.00	2.50
Charles Tenth , Single bluish violet-red		1.25	1.50	2.00	2.50
Ellen Willmott , Double white		1.25	1.50	2.00	2.50
Ludwig Spaeth , Single reddish purple		1.25	1.50	2.00	2.50
Mme. Lemoine , Double, creamy white		1.25	1.50	2.00	2.50
Michel Buchner , Pale lilac—double		1.25	1.50	2.00	2.50
President Grevy , Double; blue		1.25	1.50	2.00	2.50
Vauban , Lilac pink—semi-double		1.25	1.50	2.00	2.50
William Robinson , Pink double		1.25	1.50	2.00	2.50
TAMARIX pentandra (<i>French Tamarix</i>)		.60	.75	1.00	1.30
T. africana (<i>African Tamarix</i>)		.60	.75	1.00	1.30
VIBURNUM carlesi (<i>Fragrant Viburnum</i>), B&B		2.50	3.00	4.00	5.00
V. americanum (<i>American Cranberry</i>)		.75	1.00	1.25	1.50
V. dentatum (<i>Arrow-Wood</i>)		.75	1.00	1.25	1.50
V. lantana (<i>Wayfaring Tree</i>)		.75	1.00	1.25	1.50
V. opulus (<i>Highbush Cranberry</i>)		.75	1.00	1.25	1.50
V. opulus sterile (<i>Common Snowball</i>)		.75	1.00	1.25	1.50
V. prunifolium (<i>Black Haw</i>)		.75	1.00	1.25	1.50
V. tomentosum plicatum (<i>Japanese Snowball</i>)		.75	1.00	1.25	1.50
VITEX macrophylla (<i>Chaste Tree</i>)		.60	.75	1.00	1.30
WEIGELA candida , White		.60	.75	1.00	1.30
W. desboisi , Rose-pink		.60	.75	1.00	1.30
W. floribunda , Red		.60	.75	1.00	1.30
W. rosea , Delicate pink		.60	.75	1.00	1.30



Euonymus Alatus Compactus




Kerria Japonica, Double

HEDGES—*The friendly way to fence*

A THRIFTY GREEN HEDGE GIVES MORE CHARACTER AND BEAUTY TO HOME GROUNDS THAN ANY FENCE EVER DEvised

	10	50	100
CALIFORNIA PRIVET , Dark, rich green leaves. Upright. Almost evergreen	12 to 18 in. \$1.00	\$3.00	\$ 6.00
	18 to 24 in. 1.25	4.00	8.00
	2 to 3 ft. 1.50	5.00	10.00
	3 to 4 ft. 2.00	6.00	12.00
IBOLIMUM PRIVET , Hardier than California. More spreading. Not so evergreen	12 to 18 in. 1.00	3.00	6.00
	18 to 24 in. 1.25	4.00	8.00
	2 to 3 ft. 1.50	5.00	10.00
	3 to 4 ft. 2.00	6.00	12.00
CHINESE PRIVET , Rapid grower. Evergreen. Shears well. Sometimes freezes to ground	18 to 24 in. 1.25	5.00	10.00
	2 to 3 ft. 1.50	6.00	12.00
	3 to 4 ft. 2.00	7.50	15.00
FRAGRANT BUSH HONEYSUCKLE , Best for rugged hedge or screening. Too vigorous to be kept under four feet	15 to 18 in. 1.50	5.00	10.00
	18 to 24 in. 2.00	7.50	15.00
	2 to 3 ft. 2.50	10.00	20.00
	3 to 4 ft. 3.00	12.50	25.00
JAPANESE BARBERRY , Low, compact, thorny. Deciduous. Shears well	12 to 15 in. 2.50	10.00	20.00
	15 to 18 in. 3.00	12.50	25.00



Privet Hedge

Roses

We will have a list of choice Roses for spring. Our catalog will be sent you in time for ordering.

Perennials

For the present we have discontinued growing perennials, except Peonies.



French Lilacs



Deciduous Trees

For Shade and Beauty

Shade trees are indispensable around any home. They increase in value as they grow besides giving joy and comfort to the owner.

SHADE TREES LISTED BY CALIPER

	1 1/4"	1 1/2"	1 3/4"	2"	2 1/2"
ACER, MAPLE. A. dasycarpum (Silver Maple). Best quick growing tree. Sometimes breaks under sleet	\$2.50	\$3.00	\$3.50	\$4.50	\$6.00
A. platanoides (Norway Maple). Round dense head. Dark, rich green leaves which color light yellow in fall	3.50	4.50	5.50	6.50	8.00
A. platanoides ascendens (Columnar Maple). Upright form of Norway Maple. Valuable for street or lawn	3.50	4.50	5.50	6.50	8.00
A. platanoides schwedleri (Schwedler's Maple). Similar to Norway except bright purple in spring changing to green	3.50	4.50	5.50	6.50	8.00
A. rubrum (Red Maple). Much like Sugar Maple except of slower growth and more round-headed. Colors in fall	3.50	4.50	5.50	6.50	8.00
A. saccharum (Sugar Maple). Best hard Maple. Upright to spreading. Rather slow. Colors well in fall	3.50	4.50	5.50	6.50	8.00
BETULA, BIRCH. B. alba (European White Birch). White bark, small leaves, branches slightly drooping	3.50	4.50	5.50	6.50	8.00
B. populifolia (American White Birch). More vigorous than the European. Not as compact and branches less pendulous	3.50	4.50	5.50	6.50	8.00
CELTIS, HACKBERRY. C. laevigata (Sugar Hackberry). Graceful spreading branches. Small leaves much like an Elm	3.50	4.50	5.50	6.50	8.00
DIOSPYROS, PERSIMMON. D. virginiana. Clean, glossy foliage. Interesting, rich-orange, edible fruit in fall	3.50	4.50	5.50	6.50	8.00
FRAXINUS, ASH. Blue, Green, and White. All excellent large, rugged native trees, doing well in dry soil	3.00	3.50	4.50	5.50	7.00
GINKGO, MAIDENHAIR TREE. Tall, picturesque tree with spreading branches. Small fanlike leaves which color golden in the fall	3.50	4.50	5.50	6.50	8.00
GLEDITSIA. G. triacanthos inermis (Honey Locust). A thornless native with spreading branches and small compound leaves	3.00	3.50	4.50	5.50	7.00
GYMNOCLADUS. G. dioica (Kentucky Coffee Tree). Native. Irregular in growth. Compound leaves resembling a Walnut	3.50	4.50	5.50	6.50	8.00
LIQUIDAMBAR. L. styraciflua (Sweet Gum). Glossy, deeply serrated leaves which color in fall. Corky bark	3.50	4.50	5.50	6.50	8.00
LIRODENDRON, TULIP TREE. L. tulipifera (Yellow Poplar). Handsome, fast growing, with yellow Tulip-like flowers	3.50	4.50	5.50	6.50	8.00
MAGNOLIA acuminata (Cucumber Tree). Large, glaucous leaves. Small dull, white flowers. Conical. Not easy to transplant	3.50	4.50	5.50	6.50	8.00
M. tripetala (Umbrella Magnolia). Spreading. Large leaves, sometimes 8 by 15 inches. Fragrant flowers 8 inches or more across	3.50	4.50	5.50	6.50	8.00

LARGE TREES

In addition to the stock listed we have many large, fine specimens which will give immediate effect, at moderate cost. Why wait a lifetime for results? Write or consult us.



Betula—European White Birch

HEIGHT OF SHADE TREES

The approximate height of shade trees to their diameter is as follows:

1 1/4"	7 to 9 ft.
1 1/2"	8 to 10 ft.
1 3/4"	10 to 12 ft.
2"	12 to 14 ft.
2 1/2"	12 to 15 ft.

However the Diameter is the Determining Factor



Ginkgo—Maidenhair Tree

	1 1/4"	1 1/2"	1 3/4"	2"	2 1/2"
MORUS, MULBERRY. M. tatarica (Russian Mulberry). Round-headed tree producing much fruit. Attracts birds	\$3.50	\$4.50	\$5.50	\$6.50	\$8.00
PHILODENDRON, CORK TREE. P. amurense (Amur Cork Tree). Handsome round-topped tree. Compound leaves. Corky bark	3.50	4.50	5.50	6.50	8.00
PLATANUS. P. occidentalis (Sycamore). Large, rapid-growing picturesque native with white bark and of rugged form	3.00	3.50	4.50	5.50	7.00
QUERCUS, OAKS. A. alba (White Oak). Tall, round-topped, majestic. Slow. Difficult to transplant	3.50	4.50	5.50	6.50	8.00
Q. coccinea (Scarlet Oak). Much like Pin Oak but of slower growth. Leaves deeply lobed	3.50	4.50	5.50	6.50	8.00
Q. macrocarpa (Burr Oak). Majestic, spreading tree. Does not color in fall. Prefers deep soil	3.50	4.50	5.50	6.50	8.00
Q. nigra (Water Oak). Round top. Holds its small, narrow leaves well into the fall	3.50	4.50	5.50	6.50	8.00
Q. palustris (Pin Oak). Most popular of all Oaks for street or lawn. Deeply lobed leaves which color well	3.50	4.50	5.50	6.50	8.00
Q. phellos (Willow Oak). Graceful tree with long narrow leaves resembling a Willow	3.50	4.50	5.50	6.50	8.00
Q. rubra (Red Oak). Not as compact as Pin Oak but an outstanding rugged tree	3.50	4.50	5.50	6.50	8.00
ROBINIA, LOCUST. R. idahoensis (Idaho Locust). Similar to our native Locust but with pink blossoms	3.50	4.50	5.50	6.50	8.00
SOPHORA japonica, PAGODA TREE. Medium spreading, with panicles in late summer. Green barked twigs	3.50	4.50	5.50	6.50	8.00
TAXODIUM. T. distichum (Bald Cypress). Lacy foliage. Conical. Requires deep soil	3.50	4.50	5.50	6.50	8.00
TILIA, LINDEN. T. americana (American Linden). Large heart-shaped leaves. Does well in good soil	3.00	3.50	4.50	5.50	7.00
T. vulgaris (European Linden). A compact, small leaf variety of much merit	3.50	4.50	5.50	6.50	8.00
ULMUS, ELM. U. americana (American Elm). Native, vigorous, spreading, rapid in growth	3.00	3.50	4.50	5.50	7.00
U. americana, Moline (Moline Elm). A vigorous, budded, upright form of our native Elm	3.50	4.50	5.50	6.50	8.00
U. parvifolia (Chinese Elm). Rapid growth. Small leaves. Succeeds in dry soil	2.50	3.00	3.50	4.50	6.00



SHADE TREES LISTED BY HEIGHT

	3-4'	4-5'	5-6'	6-7'	7-8'	8-10'	10-12'
AESCULUS carnea (<i>Red Horse Chestnut</i>). Round-headed. Red flowers in spring. Very ornamental			\$5.00	\$7.50	\$10.00	\$12.50	
A. glabra (<i>Ohio Buckeye</i>). Native round-topped tree of slow growth. Cream panicles 5 to 6 inches			3.00	4.00	5.00	6.00	
AMYGDALUS (<i>Flowering Peach</i>). Small tree covered in spring with double red blossoms	1.00	1.50	2.00				
BETULA alba pendula gracilis . Beautiful weeping form with white pendulous branches and white bark				4.00	5.00	6.00	7.50
CARPINUS, HORNBEAM. C. betula pyramidalis (<i>Pyramidal Hornbeam</i>). Compact, columnar. Stately. B&B			5.00	6.00	7.50	10.00	15.00
C. caroliniana (<i>Hornbeam or Blue Beech</i>). Resembles a round-headed graceful Beech. Slow growing			3.00	4.00	5.00	6.00	7.50
CASTANEA, CHESTNUT. C. mollissima (<i>Chinese Chestnut</i>). Valuable for shade and nuts			2.00	2.50	3.00	4.00	5.00
CERCIS, REDBUD. C. canadensis (<i>Judas Tree</i>). Covered with red or magenta flowers in early spring	1.00	1.50	2.00	2.50	3.00	4.00	
CLADRASTIS, YELLOW WOOD. C. lutea . Unusual tree with compound leaves and drooping panicles of white pealike flowers			3.00	4.00	5.00	6.00	
CORNUS florida (<i>White Dogwood</i>). B&B. Native tree with large white blossoms in early spring			2.50	3.00	4.00		
2 to 3', \$2.00; SPECIMEN, 8-10 ft., \$12.00; 10-12 ft., \$15.00.							
C. florida rubra (<i>Pink Dogwood</i>). B&B. Pink form budded on roots of the white. Very showy.			3.00	4.00	5.00		
2 to 3', \$2.50.							
CRATAEGUS cordata (<i>Washington Thorn</i>). B&B. Very ornamental with its red-berried and colored foliage in the fall			3.00	4.00	5.00	6.00	8.00
FAGUS americana (<i>American Beech</i>). Grand tree with spreading branches, and gray bark					5.00	6.00	7.50
JUGLANS, WALNUT. J. cinerea (<i>Butternut</i>). One of our prized, native, nut-bearing trees. Rapid in growth				2.50	3.00	4.00	5.00
J. nigra (<i>Black Walnut</i>). Native forest tree prized for timber and nuts				2.50	3.00	4.00	5.00
KOELREUTERIA paniculata, VARNISH TREE (<i>Golden Rain Tree</i>). Globular with yellow blossoms. Interesting specimen				2.50	3.00	4.00	5.00
LARIX europaea (<i>European Larch</i>). B&B extra. Tall, conical. Soft, light green foliage resembling an evergreen				3.00	4.00	5.00	7.50
MALUS, FLOWERING CRAB . Among our best small ornamental trees.							
M., Dolgo . White flowers. Showy, red, edible fruit	1.25	1.50	2.00				
M. eleyi . Purple leaf. Pink flowers. Red fruit	1.25	1.50	2.00				
M. floribunda . Spreading. Buds red, opening pink. Yellow fruit	1.25	1.50	2.00				
M., Hopa . Rose-pink flowers. Red fruit, inside and out. Upright	1.25	1.50	2.00				
M. ioensis plena (<i>Double Bechtel Crab</i>). Looks like small pink Rose	1.25	1.50	2.00				
M. niedzwetzkyana . Purplish red flowers, twigs and leaves. Strong	1.25	1.50	2.00				
M. scheideckeri . Compact, upright. Small, bright rose flowers	1.25	1.50	2.00				
M. zumi calocarpa . Best white. Buds pink, changing to white	1.25	1.50	2.00				
LARGER SPECIMENS PRICED ON REQUEST.							
NYSSA, TUPELO. N. sylvatica (<i>Black or Sour Gum</i>). One of our finest trees for fall coloring. Slow but valuable			3.00	4.00	5.00	6.00	
POPULUS, POPLAR. P. nigra italica (<i>Lombaray Poplar</i>). Tall slender tree of rapid growth			1.00	1.25	2.00	3.00	4.00
P. bolleana (<i>Bolleana Poplar</i>). Glittering green leaves, silver underneath with gray bark. Effective					2.50	3.50	4.50
PRUNUS, FLOWERING CHERRIES							
P., Amanogawa . Light pink. Pyramidal	2.50	3.00					
P. autumnalis . Single pink. Spring and fall	2.50	3.00					
P., Kwanzan . Double, deep pink	2.50	3.00					
P., Naden . Double, light pink	2.50	3.00					
P., Shirofugen . Double, white. Late	2.50	3.00					
P. tomentosa (<i>Nanking</i>). Showy, red fruit	2.50	3.00					
P. yedoensis (<i>Yoshino</i>). Single, pale pink	2.50	3.00					
P., WEeping FLOWERING CHERRY . Single or double, 2-yr. heads. B&B			5.00				
PRUNUS, FLOWERING PLUM							
P. cerasifera bliriana . Upright branches. Salmon-pink rosette-like blossoms in profusion. Showy	2.00	2.50	3.00	4.00	5.00		
P. cerasifera pissardi (<i>Purple-Leaf Plum</i>). Upright. Small pale pink flowers, wine-red fruit. Purple foliage	2.00	2.50	3.00	4.00	5.00		
P. cerasifera (<i>Thundercloud</i>). Shapely tree with dark purple foliage	2.00	2.50	3.00	4.00	5.00		
QUERCUS robur fastigiata (<i>Pyramidal English Oak</i>). B&B. Beautiful, upright form of English Oak. Slow growth				7.50	10.00		
SALIX, WILLOW. S. babyonica (<i>Babylon Willow</i>). The most graceful of all the Willows				2.00	2.50	3.50	5.00
S. elegantissima (<i>Thurloow Willow</i>). Upright when young but develops into a good weeping form				2.00	2.50	3.50	5.00
S. niobe (<i>Golden Willow</i>). When young, the weeping branches are yellow. Excellent variety				2.00	2.50	3.50	5.00
TILIA platyphyllos pyramidalis (<i>Pyramidal Linden</i>). A compact, columnar form for screening or as a sentinel			3.00	4.00	5.00	6.00	7.50



Malus Floribunda



Fraxinus—Ash



Cornus Florida—White Dogwood

Hillenmeyer's Beautiful Evergreens



Juniperus Virginiana Canaerti

FOR beauty both winter and summer, the Evergreen has no equal. Succeeding in almost any soil, with their range of color, form and habit of growth find a place in almost any landscape. Our trees are all several times transplanted, dug with a ball of earth and the finest to be had.

Abies - Fir

- ABIES concolor** (*White Fir*). The best blue-green specimen for Kentucky climate.
- | | |
|-------------------------|---------------------------|
| 2 to 2½ ft. \$3.50 | 8 to 10 ft. spec. \$20.00 |
| 2½ to 3 ft. 4.00 | 10 to 12 ft. spec. 30.00 |
| 3 to 3½ ft. 5.00 | 12 to 14 ft. spec. 40.00 |
- A. nordmanniana** (*Nordmann Fir*). Dark green, lustrous leaves above, silvery beneath.
- | | |
|-------------------------|-------------------------|
| 2½ to 3 ft. \$4.00 | 3½ to 4 ft. \$6.00 |
| 3 to 3½ ft. 5.00 | 4 to 5 ft. 7.50 |

Chamaecyparis - False Cypress

- CHAMAECYPARIS obtusa**. Dwarf, irregular, upright with horizontal branches.
- | | |
|------------------------|------------------------|
| 2 to 3 ft. \$4.00 | 3 to 4 ft. \$5.00 |
|------------------------|------------------------|
- C. pisifera** (*Sarawa Cypress*). Resembles the Arbor-Vitae except more graceful. Light green, silvery beneath.
- C. pisifera aurea** (*Golden Sarawa Cypress*). Similar to *pisifera* except new growth is bordered with yellow.
- C. pisifera plumosa** (*Plumed Cypress*). Feathery green foliage. Compact and symmetrical.
- C. pisifera squarrosa veitchi** (*Veitch's Mossy Cypress*). Soft, pale, blue mosslike foliage.
- Prices of the foregoing 4 Chamaecyparis:**
- | | |
|-------------------------|-------------------------|
| 2 to 2½ ft. \$3.50 | 3½ to 4 ft. \$5.00 |
| 2½ to 3 ft. 4.00 | 4½ to 5 ft. 6.00 |
- C. pisifera filifera** (*Thread-Branched Cypress*). Drooping, round threadlike foliage. Conical, compact.
- | | |
|-------------------------|-------------------------|
| 2½ to 3 ft. \$4.00 | 3 to 3½ ft. \$5.00 |
|-------------------------|-------------------------|

Pinus - Pine

- PINUS mugho** (*Mugho Pine*). Dwarf, globular with erect branches.
- | | |
|----------------------------|---------------------------|
| 15 to 18 in. wide . \$3.50 | 2 to 2½ ft. wide . \$5.00 |
| 18 to 24 in. wide . 4.00 | 2½ to 3 ft. wide . 6.00 |
- P. resinosa** (*Red or Norway Pine*). Large. Vigorous. Long needles. Excellent for screening.
- P. strobus** (*White Pine*). Light green, flexible needles. Rapid. The best large growing Pine.
- P. sylvestris** (*Scotch Pine*). Short green needles. Stiff branches. Rapid. Very adaptable. Excellent variety.
- Prices of above 3 Pines:**
- | | |
|------------------------|-------------------------|
| 2 to 3 ft. \$3.00 | 5 to 6 ft. \$ 6.00 |
| 3 to 4 ft. 4.00 | 6 to 7 ft. 8.00 |
| 4 to 5 ft. 5.00 | 7 to 8 ft. 10.00 |

Juniperus - Juniper

- JUNIPER communis ashfordi** (*Ashford's Juniper*). Broadly columnar. Compact. Silvery green foliage.
- | | |
|-------------------------|-------------------------|
| 2½ to 3 ft. \$3.00 | 3½ to 4 ft. \$5.00 |
| 3 to 3½ ft. 4.00 | |
- J. communis depressa plumosa** (*Purple Spreading Juniper*). Low, flat, spreading. Gray-green in summer; purple in fall.
- | | |
|--------------------------|-------------------------|
| 18 to 24 in. \$3.50 | 2½ to 3 ft. \$5.00 |
| 2 to 2½ ft. 4.00 | 3 to 3½ ft. 6.00 |
- J. communis hibernica** (*Irish Juniper*). Slender, columnar, compact. Glaucous green.
- | | |
|-------------------------|-------------------------|
| 2 to 2½ ft. \$2.50 | 3 to 3½ ft. \$3.50 |
| 2½ to 3 ft. 3.00 | 3½ to 4 ft. 4.00 |
- J. excelsa stricta** (*Spiny Greek Juniper*). Dwarf, pyramidal. Bluish green. Good for urns, cemetery lots or foundation.
- | | |
|--------------------------|-------------------------|
| 15 to 18 in. \$2.50 | 2½ to 3 ft. \$4.00 |
| 18 to 24 in. 3.00 | 3 to 3½ ft. 4.00 |
| 2 to 2½ ft. 3.50 | |
- J. chinensis compacta**. Low, compact, spreading Juniper *pfitzeriana*. For restricted areas.
- | | |
|--------------------------|-------------------------|
| 18 to 24 in. \$3.50 | 2½ to 3 ft. \$5.00 |
| 2 to 2½ ft. 4.00 | 3 to 3½ ft. 6.00 |
- J. chinensis pfitzeriana** (*Pfitzer Juniper*). The most popular spreading evergreen. Retains its gray-green foliage all winter.
- | | |
|--------------------------|-------------------------|
| 18 to 24 in. \$3.00 | 3 to 3½ ft. \$5.00 |
| 2 to 2½ ft. 3.50 | 3½ to 4 ft. 6.00 |
| 2½ to 3 ft. 4.00 | 4 to 5 ft. 8.00 |
- J. chinensis pfitzeriana, Staked**. An effective upright form made such by training. Lateral branches grow horizontal from a single stem.
- | | |
|-------------------------|-------------------------|
| 2 to 2½ ft. \$3.50 | 3 to 3½ ft. \$5.00 |
| 2½ to 3 ft. 4.00 | 3½ to 4 ft. 6.00 |
- J. virginiana** (*Red Cedar*). Grafted upright form of our native Red Cedar. Good green color.
- J. virginiana canaerti** (*Cannari's Juniper*). Compact, pyramidal, with tufted dark green foliage.
- J. virginiana keteleeri** (*Keteleer's Cedar*). Conical, fairly compact. "Fleshy" green foliage. Slate-colored berries. Desirable.
- J. virginiana hillii** (*Hill's Dundee Juniper*). Compact, pyramidal. Bluish green in spring and summer, changing to plumlike in fall.
- J. virginiana burki** (*Burk's Silver Juniper*). Compact, upright. Silvery blue. Shears well.
- J. virginiana glauca** (*Blue Juniper*). Loose, upright, blue-green. Can be made compact by shearing.
- Prices of above 6 Junipers:**
- | |
|-------------------------|
| 2½ to 3 ft. \$3.00 |
| 3 to 3½ ft. 3.50 |
| 3½ to 4 ft. 4.00 |
| 4 to 4½ ft. 5.00 |
| 4½ to 5 ft. 6.00 |
| 5 to 6 ft. 7.50 |
- J. virginiana globosa**. Compact, globular. Rich, dark green.
- | |
|--------------------------|
| 18 to 24 in. \$3.00 |
| 2 to 2½ ft. 4.00 |
| 2½ to 3 ft. 5.00 |
| 3 to 3½ ft. 6.00 |



Juniperus Chinensis Pfitzeriana



Picea - Spruce

- PICEA glauca** (*White Spruce*). Light green foliage. Compact, shapely.
- | | |
|---------------------------|---------------------------|
| 2 1/2 to 3 ft.\$3.50 | 3 1/2 to 4 ft.\$5.00 |
| 3 to 3 1/2 ft. 4.00 | 4 to 5 ft. 6.00 |
- P. abies** (*Norway Spruce*). Large, pyramidal. Horizontal branches. Dark green foliage. One of the best.
- | | |
|---------------------------|---------------------------|
| 2 to 2 1/2 ft.\$2.50 | 3 1/2 to 4 ft.\$4.00 |
| 2 1/2 to 3 ft. 3.00 | 4 to 5 ft. 5.00 |
| 3 to 3 1/2 ft. 3.50 | 5 to 6 ft. 6.00 |
- P. orientalis** (*Oriental Spruce*). Slow growing, compact. Short needles, rich green. Good for foundation planting.
- | | |
|---------------------------|---------------------------|
| 2 to 2 1/2 ft.\$4.00 | 3 to 3 1/2 ft.\$6.00 |
| 2 1/2 to 3 ft. 5.00 | 3 1/2 to 4 ft. 7.50 |
- P. pungens glauca** (*Blue Colorado Spruce*). Not quite as blue as Koster's. Best available now.
- | | |
|---------------------------|----------------------------|
| 2 1/2 to 3 ft.\$5.00 | 3 1/2 to 4 ft.\$ 7.50 |
| 3 to 3 1/2 ft. 6.00 | 4 to 5 ft. 10.00 |

Pseudotsuga - Fir

PSEUDOTSUGA douglasi (*Douglas Fir*). Soft, gray-green foliage resembling a Spruce. Excellent for specimen or group planting.

2 to 3 ft.\$3.00	5 to 6 ft.\$6.00
3 to 4 ft. 4.00	6 to 7 ft. 8.00
4 to 5 ft. 5.00	

Tsuga - Hemlock

Our most valuable all-round evergreen for specimen, group plantings, hedges or foundation planting. Can be kept in bounds by annual pruning.

2 to 2 1/2 ft.\$3.00	7 to 8 ft.\$10.00
2 1/2 to 3 ft. 3.50	8 to 9 ft. 12.00
3 to 3 1/2 ft. 4.00	9 to 10 ft. 15.00
3 1/2 to 4 ft. 4.50	10 to 11 ft. 17.50
4 to 4 1/2 ft. 5.00	11 to 12 ft. 20.00
4 1/2 to 5 ft. 6.00	12 to 14 ft. 25.00
5 to 6 ft. 7.00	14 to 16 ft. 30.00
6 to 7 ft. 8.00	16 to 18 ft. 40.00

Taxus - Yew

One of our most useful and prized Evergreens. Good rich green color throughout the winter. Short needles like a Hemlock. Practically disease proof. Hardy and will tolerate shade.

TAXUS cuspidata (*Spreading Yew*). The best vigorous, spreading variety. Can be kept within bounds by pruning.

18 to 24 in. .\$.5.00	3 to 3 1/2 ft. \$ 8.00
2 to 2 1/2 ft. 6.00	3 1/2 to 4 ft. 10.00
2 1/2 to 3 ft. 7.00	4 to 4 1/2 ft. 12.00

T. cuspidata, Globe. The compact form we offer is obtained by pruning. Best substitute for Boxwood.

18 to 24 in. .\$.6.00	3 1/2 to 4 ft. \$15.00
2 to 2 1/2 ft. 7.00	4 to 4 1/2 ft. 20.00
2 1/2 to 3 ft. 8.00	4 1/2 to 5 ft. 25.00
3 to 3 1/2 ft. 10.00	

T. cuspidata nana (*Dwarf Yew*). Low, picturesque, slow growing form of unusual merit. Does well in dense shade.

12 to 18 in. .\$.5.00	2 to 2 1/2 ft. .\$.7.50
18 to 24 in. . 6.00	

T. cuspidata capitata (*Upright Yew*). Best upright form. Rather pyramidal. Valuable to accent foundation plantings.

2 1/2 to 3 ft. .\$.7.00	4 1/2 to 5 ft. \$15.00
3 to 3 1/2 ft. . 8.00	5 to 5 1/2 ft. 17.50
3 1/2 to 4 ft. 10.00	5 1/2 to 6 ft. 20.00
4 to 4 1/2 ft. 12.50	6 to 7 ft. . 25.00

T. media hicksi (*Hicks' Yew*). Upright, columnar. Dark, rich green. Rather slow growing.

2 1/2 to 3 ft. .\$.6.00	3 1/2 to 4 ft. \$10.00
3 to 3 1/2 ft. . 7.50	4 to 4 1/2 ft. 12.50

T. repandens (*Spreading English Yew*). Low, spreading form, doing best in partial shade. Prefers North or Eastern exposure.

18 to 24 in. .\$.6.00	2 1/2 to 3 ft. .\$.8.00
2 to 2 1/2 ft. 7.00	3 to 3 1/2 ft. 10.00

Taxus Media Hicksi



Taxus Cuspidata Capitata

Taxus Cuspidata

Thuja - Arbor-Vitae

Frequently called and known as "pressed Cedar". The foliage is flat and there are many forms. Does best in a moist soil or where kept watered. However, will grow almost anywhere.

THUJA occidentalis (*American Arbor-Vitae*). Light green in spring changing darker during summer. Pyramidal, compact. Used in foundations or hedges.

2 to 2 1/2 ft. .\$.2.50	3 1/2 to 4 ft. .\$.4.00
2 1/2 to 3 ft. . 3.00	4 to 5 ft. . 5.00
3 to 3 1/2 ft. . 3.50	5 to 6 ft. . 6.00

T. occidentalis globosa (*Globe Arbor-Vitae*). Perfect globe form. Good for urns, foundation or low hedges.

12 to 15 in. .\$.2.00	2 to 2 1/2 ft. .\$.4.00
15 to 18 in. . 2.50	2 1/2 to 3 ft. . 5.00
18 to 24 in. . 3.00	

T. occidentalis lutea (*George Peabody Arbor-Vitae*). Golden; upright form. Gives color to a planting

3 to 3 1/2 ft. .\$.3.50	4 1/2 to 5 ft. .\$.5.00
3 1/2 to 4 ft. . 4.00	

T. occidentalis pyramidalis (*Pyramidal Arbor-Vitae*). Slender upright form. Valuable for framing doorway, planted in urns or in limited spaces.

2 to 2 1/2 ft. .\$.2.50	3 1/2 to 4 ft. .\$.4.50
2 1/2 to 3 ft. . 3.00	4 to 5 ft. . 5.00
3 to 3 1/2 ft. . 3.50	5 to 6 ft. . 6.00

T. orientalis aurea nana (*Berckmann's Golden Arbor-Vitae*). Dwarf, compact, semi-upright. Golden form.

15 to 18 in. .\$.3.00	2 to 2 1/2 ft. .\$.5.00
18 to 24 in. . 4.00	2 1/2 to 3 ft. . 6.00



Tsuga-Hemlock



Broad-Leaf Evergreens

All Broad-Leaf Evergreens, except as noted, are priced Balled and Burlapped (B&B).

ABELIA grandiflora (*Bush Arbutus*). Medium growing. Small, glossy leaves with dainty blush-white flowers lasting throughout summer.
 18 to 24 in. \$2.00
 2 to 2½ ft. 2.50



Euonymus Patens

EUONYMUS patens. Loose, medium growing shrub which retains its rich green foliage throughout the winter. White flowers, red fruit. Does well in shade.
 15 to 18 in. \$1.50 2 to 2½ ft. \$2.50
 18 to 24 in. .2.00

E. vegetus. Valuable as a low-spreading plant. Light green, fleshy leaves. Does well in shade.
 15 to 18 in. \$2.00 18 to 24 in. \$2.50

BERBERIS julianae (*Winter-Green Barberry*). Beautiful artistic plant with spiny leaves which it retains throughout the winter.

15 to 18 in. \$2.00 2 to 2½ ft. \$3.00
 18 to 24 in. 2.50 2½ to 3 ft. 4.00

B. mentorensis. Patented, semi-evergreen, upright. Foliage colors in fall. Valuable for foundation or hedge planting.

SPECIMEN		Each	
18 to 24 in.		\$2.00	
2 to 2½ ft.		2.50	
2½ to 3 ft.		3.00	
HEDGE (Bare Roots)		3	12.
15 to 18 in.		\$1.50	\$4.50
18 to 24 in.		2.00	6.00

ILEX crenata bullata (*Convex-Leaf Holly*). Compact, spreading with arching branches and small convex leaves.

15 to 18 in. \$2.50 18 to 24 in. \$3.00

I. crenata rotundifolia. Dwarf, spreading type with fleshy, almost round leaves. One of the best.

15 to 18 in. \$2.50 2 to 2½ ft. \$3.50
 18 to 24 in. 3.00 2½ to 3 ft. 4.00

I. glabra (*Inkberry*). Medium, loose growing shrub whose green foliage often turns purplish in fall—hardy.

15 to 18 in. \$2.00 18 to 24 in. \$2.50

I. opaca (*American Holly*). This Holly is known to all for its good foliage and red berries. Some trees bear berries (Pistillate, female), while others (Staminate, male) do not. They should be planted together for pollination.

Non-Berried		Berried	
3 to 4 ft.		\$5.00	\$ 7.50
4 to 5 ft.		6.00	9.00
5 to 6 ft.		7.50	10.75


LAURCERASUS caroliniana (*Cherry Laurel*). Attractive, loose, upright shrub with glossy, oval, light green foliage.
 2 to 3 ft. \$3.00
 3 to 4 ft. 4.00
 4 to 5 ft. 5.00
 5 to 6 ft. 6.00

L. schipkaensis (*Hardy English Laurel*). This is the hardiest of the English Laurel. Beautiful, glossy, elongated, smooth leaves.
 18 to 24 in. \$3.00
 2 to 2½ ft. 4.00


MAHONIA aquifolium (*Oregon Holly-Grape*). Glossy, crinkled, spiny foliage. Yellow blossoms in spring. Does well in shade.
 18 to 24 in. \$2.00
 2 to 2½ ft. 2.50
 2½ to 3 ft. 3.00

MAHOBERBERIS neuberti (*Mahonia Barberry*). An interesting cross between a Mahonia and Barberry. Upright, spiny foliage resembling a Holly.

2 to 3 ft. \$2.50
 3 to 4 ft. 3.00
 4 to 5 ft. 4.00



Viburnum Burkwoodi



Ilex Opaca—American Holly

NANDINA domestica. Semi-evergreen. Numerous upright reedlike stems. Lovely fall coloring with large trusses of brilliant red berries.
 18-24 in. \$2.50 2½-3 ft. \$3.50
 2-2½ ft. 3.00

OSMANTHUS americana. Rapid, loose, upright shrub with large, narrow evergreen leaves. Small cream flowers.
 2 to 3 ft. \$3.00 4 to 5 ft. \$5.00
 3 to 4 ft. 4.00

PYRACANTHA coccinea pauciflora. Low, compact, rather globular in shape. Small green leaves on twiggy growth.
 18-24 in. \$2.50 2½-3 ft. \$3.50
 2-2½ ft. 3.00

VIBURNUM rhytidophyllum (*Leather-Leaf Viburnum*). Large, vigorous shrub with thick pleated leaves. Looks like a Rhododendron.
 2 to 3 ft. \$3.00 3 to 4 ft. \$4.00

V. burkwoodi. Glossy green leaves. Very fragrant pink-tinged white blossoms. New, desirable.
 2 to 3 ft. \$3.00 4 to 5 ft. \$5.00
 3 to 4 ft. 4.00 5 to 6 ft. 6.00



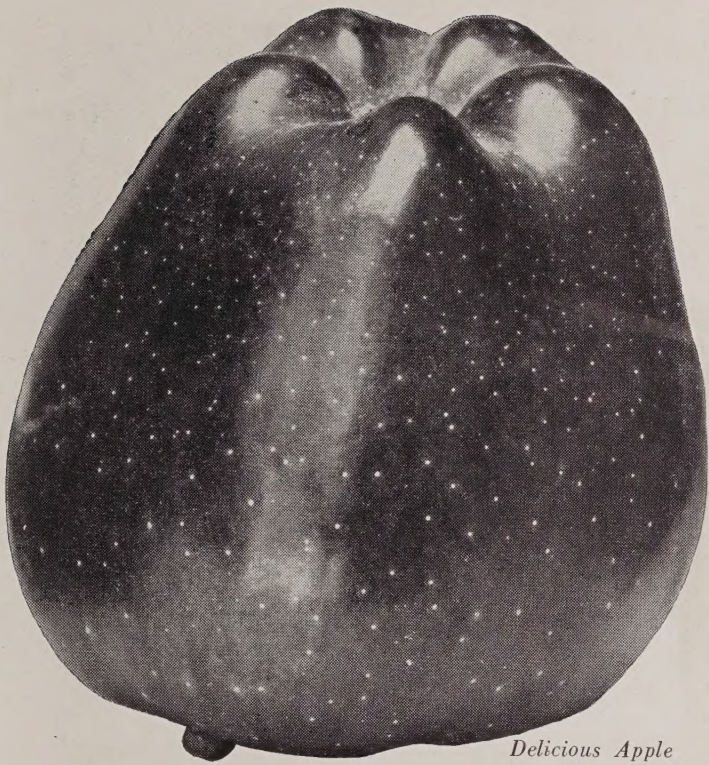
Viburnum Rhytidophyllum



Grow Your Own Fruit

AND USE HILLENMEYER'S
ACCLIMATED, TRUE-TO-NAME TREES AND PLANTS

APPLES



Delicious Apple

Summer Apples

- ANOKA.** Red striped, medium. Earliest to bear.
- CLOSE.** New, extra early. Red. Good quality. Hardy.
- DUCHESS.** Medium. Striped. Productive. Cooks well. Red strain.
- EARLY TRANSPARENT.** Waxy yellow. Early. Acid. Productive. Best cooker.
- GOLDEN SWEET.** Large, yellow. Best sweet apple.
- HYSLOP CRAB.** Tart, bright red. Fine for jelly.
- LODI.** New. Vigorous. "Large Early Transparent."
- POLLY EADES.** Flat, yellow. Much like Maiden's Blush but superior.

Fall Apples

- GRIMES GOLDEN.** Yellow, high quality. Bears early. We offer "Double Grafted" Grimes Golden which is a longer lived tree at 25c extra.
- McINTOSH.** Smooth, bright red. Excellent quality. Widely planted.

- PADUCAH.** Kentucky origin. Red and yellow. Prolific. Superior to Rome Beauty.
- WEALTHY.** Red. Large. Early bearer. Ripens over a long period.

Winter Apples

- BALDWIN.** Large, red. Vigorous. Good quality. An old stand-by.
- JONATHAN.** Red, medium. Excellent quality. Good keeper.
- RED DELICIOUS.** Red, five-lobed. Excellent quality. Universally planted.
- RED STAYMAN.** Large, good quality. Outstanding winter apple for Kentucky.
- ROME BEAUTY.** Red and yellow. Sub-acid. Early bearer.
- TURLEY WINESAP.** An improvement of this old standard. Red, conical.
- YELLOW DELICIOUS.** Yellow type of red Delicious. Excellent kind.
- YORK IMPERIAL.** Yellow shaded red. Early bearer. Best late keeper.

PRICE OF APPLES

	Each	5	50
3 to 4 ft.	\$0.75	\$3.25	\$27.50
4 to 5 ft.	1.00	4.50	40.00
5 to 6 ft.	1.25	5.75	50.00

For Postage and Insurance add 10%.

APRICOTS

TALBERT. Bears early. Excellent quality.

NECTARINE

SURE CROP. Best for hardiness, quality and size.

CHERRIES

SUB-ACID

- EARLY RICHMOND.** Tart. Excellent for canning. Heavy producer and succeeds everywhere.
- MONTMORENCY.** Large. Few days later than Early Richmond. Hardy. One of the best for canning, freezing, etc.

SWEET CHERRIES

These require a little more attention than the sub-acids and two different kinds should be planted for cross-pollination.

- BLACK TARTARIAN.** Large, almost black, heart-shaped. One of the best for quality and productiveness.
- NAPOLEON.** (Royal Ann.) Large, firm, yellow with blush. Tree vigorous. Best of its color.

PEARS

- BARTLETT.** August 15th. Favorite eating Pear of America. Yellow with blush. Blight is its only fault.
- KIEFFER.** Sept. 10th-15th. Large, golden yellow. Firm. Hardy. Best for canning. Vigorous and bears early.
- LINCOLN.** Sept. 1st. Good quality. Not so subject to blight as Bartlett.
- SECKEL.** Sept. 15th. The small, sweet "Sugar Pear," which is so well known. Tree grows slowly.


Prices of Pears, Plums, Cherries, Apricots and Nectarines

	Each	5
4 to 5 ft.	\$1.75	\$7.50
5 to 6 ft.	2.00	8.75


Fruit Trees by Post

Due to their length, 5 to 6 ft. trees cannot be sent by Post.

FOR POST AND INSURANCE ADD 10%



Kieffer Pear



Damson Plums

PLUMS

- ABUNDANCE.** Large, oval, amber changing to cherry.
- BURBANK.** Large, reddish purple. Yellow flesh. Spreading trees.
- DAMSON.** Medium. Purple. Excellent for culinary purposes.
- GREEN GAGE.** Medium. Yellow-green. Highest quality.
- OMAHA.** Large, coral. Yellow flesh. One of the best.

PEACHES

(Arranged in order of ripening.)

MIKADO. (Semi-free.) Yellow overlaid red. Hardy. Excellent. July 5th.
CARMAN. (Semi-free.) White with red blush. Extra hardy. July 10th.
GOLDEN JUBILEE. (Free.) Yellow with distinct blush. July 15th.
JULY HEATH. (Cling.) White with blush. Good quality. July 25th.
HILEY. (Free.) White flesh. Medium. Excellent quality. July 30th.
SOUTH HAVEN. (Free.) Yellow. Hardy. Good home variety. August 5th.

HALE-HAVEN. (Free.) Yellow with blush. One of best. August 5th.
BELLE OF GEORGIA. (Free.) White with blush. Hardy. August 10th.
EARLY ELBERTA. (Free.) Lemon-yellow with blush. August 10th.
VALIANT. (Free.) Yellow, hardy. Canadian origin. August 10th.
J. H. HALE. (Free.) Yellow. Extra large. Firm. Good commercial. August 10th.
ELBERTA. (Free.) Yellow with blush. Large. Standard commercial. August 10th-15th.

	Each	5	50
3 to 4 ft.	\$0.75	\$3.25	\$27.50
4 to 5 ft.	1.00	4.50	40.00
5 to 6 ft.	1.25	5.75	50.00

GRAPES

The Most Reliable of All Small Fruits

BLACK GRAPES

CONCORD. Midseason. Loose, shouldered bunches. Hardy, productive. Best all-round grape for home or market.
FREDONIA. Early. Large bunches and berries. Vigorous. Ten days ahead of Concord. We recommend it.
MOORE'S EARLY. Extra early. Medium bunches and berries.
SHERIDAN. A late improved Concord. Bunches compact.

WHITE GRAPES

NIAGARA. Midseason. Large, compact bunches and berries. High quality. The best white Grape.
PORTLAND. Large, early, sweet. Best of its season.

RED GRAPES

CACO. Cross of Catawba and Concord. Medium berries and clusters. Excellent quality. Midseason.
CATAWBA. Late. Distinct flavor. Standard red Grape of its season.
LINDLEY. Delicious. Thin skin. Best midseason.
LUTIE. Best early. Large, sweet, red Grape.

	Each	5	50
2-year vines	\$0.35	\$1.50	\$10.00

RASPBERRIES

Should Be In Every Home Garden—Those We Offer are the Best for Our Section

	12	25	100
CUMBERLAND. Best black	\$1.50	\$2.50	\$8.00
LATHAM. Large, standard red	1.50	2.50	8.00
SUNRISE. New, early red	1.50	2.50	8.00
INDIAN SUMMER. Best autumn bearing	1.50	2.50	8.00

BLACKBERRIES

EARLY HARVEST. Early. Medium size. Very prolific. We like it best	1.50	2.50	8.00
ELDORADO. Large, juicy. Takes more space	1.50	2.50	8.00



Elberta



Lindley

Niagara

Concord

DEWBERRIES

LUCRETIA. Large, black, juicy. Vigorous. Best trained on a trellis, though can be grown on the ground.
 12 for \$1.50; 25 for \$2.50; 100 for \$8.00.

ASPARAGUS

No garden is complete without Asparagus. Plant either in rows or solid bed. Washington is the best.
 Strong 2-year plants: 25 for \$1.50; 50 for \$2.50; 100 for \$4.00.

RHUBARB

Plant in well-drained soil.

EXCELSIOR. Long stems. Early.
 25c each; 10 for \$2.00.

MacDONALD. New. Red, mildly acid. An outstanding kind.
 50c each; 5 for \$2.00.

CURRANTS

RED LAKE. Best red. Excellent for jelly.
 50c each; \$1.35 for 3; \$4.00 for 10.

GOOSEBERRIES

DOWNING. Late, large. Needs spraying.
HOUGHTON. Early, medium, prolific. Excellent.
 50c each; \$1.35 for 3; \$4.00 for 10.

STRAWBERRIES

Plant only in the spring, at which time we will send catalog.

For Post and Insurance add 10%.

PEONIES The Flowers For Everybody

There are few flowers which have been improved more than the Peony. From the old-fashioned reds and pinks, familiar in our grandmothers' gardens, we now have marvelous varieties with better color, form, and all-around quality.

They are at home and should be in every garden. Plant the crowns about 2 or 3 inches deep, use bone meal, see that they get sufficient water at blooming time, and you will be more than pleased if you use HILLENMEYER'S CHOICE ROOTS.

STRONG DIVISIONS—YOUR ASSORTMENT

50c each; 10 for \$4.50.
For Parcel Post and Insurance, add 10 per cent.

PINK PEONIES

Edulis Superba. Early. Deep rose. Valued for its fragrance and freedom of bloom.

Georgiana Shaylor. Most exquisite shade of soft rose-pink. Midseason. Fragrant.

Lady Alexandra Duff. An unusual delicate flesh-pink. One of the most striking of all Peonies, with extra large, cup-shaped flowers.

Mertha Bulloch. Silvery shell-pink at center, deepening to deep rose-pink. Late.

Mons. Jules Elie. Early to midseason. Large, compact; lilac-rose with lighter pink base petals; fragrant. Extra fine.

Reine Hortense. Midseason. Large, flat; flesh to shell-pink; very fragrant. One of the finest.

Samuel Hughes. Late. Fine upright variety with unusual style and color combination—silver-pink. Excellent new variety.

Sarah Bernhardt. Late. Very large flowers of apple-blossom-pink, with silver-tipped petals. Vigorous.

Solange. Late. Large, compact. Outer petals delicate, waxy white, deepening toward the center with shades of golden brown. Free bloomer.

Venus. Midseason. Pale Hydrangea-pink; large.

RED PEONIES

Bunker Hill. Beautiful bright red with long, stiff stems. Has done exceedingly well with us.

Felix Crousse. Midseason. The most pleasing velvety red, fading to lighter shades as the blossom fades.

Francois Ortegat. Midseason to late. Very dark rose-red with yellow stamens; large, on strong stems. Extra good.

Karl Rosenfield. Late midseason. Large, showy, rich velvety crimson. Color striking.

Mary Brand. Vivid crimson with silvery sheen which gives it added brilliance. Midseason.

Officinalis Rubra. "Grandmother's Piney." This fine bright extra early blooming old-fashioned variety should be in every garden. Has a spicy fragrance.

WHITE PEONIES

Baroness Schroeder. Midseason. Delicate flesh-pink; fading to white with suggestion of heliotrope and gold.

Festiva Maxima. Early. The grandest white Peony. The extra large flowers are pure white, except petals tipped carmine.

Marie Jacquin. "Water-Lily Peony." Semi-double; favorite with everyone.

Mme. de Verneville. Early. Desirable, free-blooming variety that should be in every collection.

SINGLE PEONIES

Clairette. Large white flowers of unusual beauty; prominent tuft of golden stamens.

Duchess of Portland. Delicate shade of flesh-pink; large.

L'Etincelante. Rose-pink, margined silver. One of the best.

The Moor. Very attractive deep rich red of unusual beauty; stamens yellow and striking.

JAPANESE PEONIES

Akalu. Guards deep American Beauty shade; petaloids conspicuous saffron-yellow, margined rose.

Ruigegno. Dark maroon, with petaloids of most pleasing yellow. Very showy.

Snow Wheel. Large, pure white petals and petaloids. Our best white Japanese.



Peony, Mary Brand

CLIMBING and CREEPING VINES

AMPELOPSIS quinquefolia engelmanni (*Virginia Creeper*). Five leaf. Clings to walls. Colors in fall. 50c each; 5 for \$2.00.

A. veitchi (*Boston Ivy*). Small leaves. Dense, rapid, deciduous. Best to cover walls. 50c each; 5 for \$2.00.

BIGNONIA radicans (*Trumpet Vine*). Strong, woody. Red flowers. Valuable to cover trees or rustic work. 50c each; 5 for \$2.00.

CELASTRUS scandens (*Bittersweet*). Native. Showy red berries in fall. 50c each; 5 for \$2.00.

CLEMATIS jackmani. Large purple flowers. 75c each; 5 for \$3.25.

C. paniculata. Small, white, starlike fragrant flowers in late summer. 50c each; 5 for \$2.00.

EUONYMUS radicans (*Winter Creeper*). Slow growing. Small leaves. Evergreen. Will cling to wall or masonry. 50c each; 5 for \$2.00.

E. radicans coloratus (*Bronze Winter Creeper*). Evergreen. Rapid. Medium sized leaves. Clings to walls or chimney. Turns bronze in fall. 50c each; 5 for \$2.00.

E. radicans vegetus (*Big-Leaf Winter Creeper*). Evergreen clinging vine; profusion of red berries in fall. 50c each; 5 for \$2.00.

HEDERA helix (*English Ivy*). Popular evergreen vine. Slow. Good as ground cover. 30c each; 4 for \$1.00; \$2.00 per 100.

LONICERA japonica haliiana (*Hall's Honey-suckle*). Evergreen. Valuable for stopping erosion. 25c each; 5 for \$1.00.

L. sempervirens. Trumpet-shaped flowers of bright scarlet. 50c each; 5 for \$2.00.

POLYGONUM auberti (*Silver Lace Vine*). Rapid. Covered with mass of small white showy flowers. 75c each; 5 for \$3.25.

PUERARIA thunbergiana (*Kudzu Vine*). Very rapid, twining. Large leaves. Covers fences, pergolas. 50c each; 5 for \$2.00.

WISTARIA sinensis (*Chinese Wistaria*). Vigorous, twining, drooping clusters of flowers, white or purple. Grafted plants. 75c each; 5 for \$3.25.

WISTARIA—TREE FORM. Grown on standard. Very ornamental. Purple only. 4 to 5 ft., \$5.00; 5 to 6 ft., \$6.00; 6 to 7 ft., \$7.50.



Polygonum Auberti

HILLENMEYER'S FAMOUS

Kentucky Blue Grass

BLUE GRASS

Here in the heart of the famed Blue Grass Section of Kentucky, the best seed in the world is produced. Hillenmeyer Seed is of the highest quality, both as to purity and germination. Do not sow light, chaffy material of weak germination and carrying many noxious weed seeds. Why gamble with poor seed. **Plant the best.**


For sowing new lawns or where you have a thin stand we recommend our Special Lawn Mixture. This consists of Blue Grass, White Clover, and other varieties for quick effect.

A scientific mixture of grasses to be used in shady locations on which the sun does not shine more than 4 or 5 hours per day.

Sow 2 to 3 lbs. to 1000 sq. ft. on thin lawn, 4 to 6 lbs. to 1000 sq. ft. on new lawn.

	1 lb.	3 lbs.	10 lbs.	100 lbs.
Blue Grass	\$0.60	\$1.75	\$5.50	\$50.00
Sunny Lawn Mixture	.65	1.90	6.00	55.00
Shady Lawn Mixture	.75	2.20	7.00	65.00

For Postage or Prepaid Express, add 5c per pound on Grass Seed.



PLANT FOODS and MULCHING MATERIALS

DRICONURE

A perfectly blended combination of nature's products—cow manure, poultry manure and peat moss. A complete fertilizer and soil conditioner. Clean, free of weed seeds and almost odorless. Use 50 pounds per 500 sq. ft.

7½-lb. bag, 75c; 50 lbs. (2 bu.), \$2.50.

PEAT MOSS

Nothing better for soil conditioning and mulching. Will retain 8 to 10 times its dry weight in moisture. Sold in bales containing 15 to 20 bushels. One bale will cover about 300 sq. ft. about 1 inch deep. Indispensable to the good gardener. Also excellent for bedding young poultry.

\$4.50 per bale; \$21.25 for 5 bales.

SHEEP MANURE

One of our best organic plant foods. Can be used for almost any purpose at any time. Excellent for top dressing and incorporating into the soil. Use 50 to 100 pounds per 1000 sq. ft.

25 lbs., \$1.25; 50 lbs., \$2.00; 100 lbs., \$3.50.

TURF BUILDER

Especially prepared for feeding grass though can be used as a complete fertilizer. Contains chemical and vegetable matter, thereby giving immediate and lasting results. If grass is tender, "water in." Use 10 to 20 lbs. per 1000 sq. ft. when broadcasting. Excellent as a tree food. Use 3 lbs. per inch of diameter.

25 lbs., \$2.00; 50 lbs., \$3.75; 100 lbs., \$6.50.

VIGORO

Vigoro is not just an ordinary fertilizer but a complete balanced scientifically prepared plant food containing all eleven of the elements necessary for proper development. Use 25 to 50 pounds per 1000 sq. ft. One handful per sq. ft. around roses, shrubs, and evergreens. "Water in" after applying.

10 lbs., 85c; 25 lbs., \$1.50; 50 lbs., \$2.50; 100 lbs., \$4.00.

How We Do Business

WE HAVE NO AGENTS

DELIVERY

No charge for local delivery in city or suburban districts. Materials for shipment are priced F. O. B. Lexington depots.

PREPAY CHARGES

For mail shipment add 10% for Post and Insurance. For Express shipment add 10% on everything except SHADE TREES and BALLED AND BURLAPPED plants. On shade trees add 15%. On balled and burlapped add 20%. When stock is too long or heavy for post we reserve the right to ship by other carriers.

GIVE STREET NUMBER

Or explicit directions as carriers often will not take shipments without them.

HILLENMEYER NURSERIES
LEXINGTON **KENTUCKY**