

Historic, Archive Document

Do not assume content reflects current scientific knowledge, policies, or practices.

62.67

Catalog No. 148

1944 1945

"Revised Jan. 1st 1945"



The

Siebert
Company

TREES, SHRUBS,
 VINES, EVERGREENS,
 PERENNIALS, ROSES,
 GARDEN SUPPLIES

3001 CATALPA DRIVE DAYTON, OHIO



MAIN OFFICE
THE SILBENTHALER
COMPANY
CATALPA
DIVISION

DAYTON

MORaine DIVISION
THE SILBENTHALER
COMPANY

NORTH

48

49

25

35

25

40

TO COLUMBETON

TO GREEN HILLS

FT. MCKINLEY

TO EATON

TO GERMAINTOWN

GREAT

TO CINCINNATI

TO TROY

NEW TROY PIKE

STATE HIGHWAY

TO EATON

TO GERMAINTOWN

TO CINCINNATI

TO SPRINGBORO

TO SPRINGBORO

TO SPRINGBORO

6 MILES

5 MILES

4 MILES

3 MILES

3 MILES

3 MILES

1 MILE

5 MILES

5 MILES

5 MILES

5 MILES

6 MILES

7 MILES

8 MILES

5 MILES

TO SPRINGFIELD

TO Xenia

TO OAKWOOD

TO EDGEMON PINE

BELLBROOK ROAD

TO LEBANON

COVINGTON PIKE

SILBENTHALER AVENUE

HARVARD BLDG

THIRD STREET

CLEVELAND PIKE

MIAMI RIVER

FRIGBARE

SPRINGBORO PIKE

TO SPRINGBORO

STILLWATER RIVER

MIAMI RIVER

GREAT MIAMI RIVER

MIAMI RIVER

BROADWAY

FRIGBARE

SPRINGBORO PIKE

TO SPRINGBORO

TO SPRINGBORO

TO TROY

STATE HIGHWAY

TO EATON

TO GERMAINTOWN

TO CINCINNATI

TO SPRINGBORO

TO SPRINGBORO

TO SPRINGBORO

6 MILES

5 MILES

4 MILES

3 MILES

3 MILES

3 MILES

1 MILE

5 MILES

5 MILES

5 MILES

5 MILES

6 MILES

7 MILES

8 MILES

5 MILES

TO SPRINGFIELD

TO Xenia

TO OAKWOOD

TO EDGEMON PINE

BELLBROOK ROAD

TO LEBANON

PRICE LIST NO. 148

..The..
Siebenthaler Company
NURSERYMEN

SIEBENTHALER AVENUE AND CATALPA DRIVE

DAYTON 5, OHIO

Established 1870

LOCATION

The CATALPA DIVISION of our Nurseries is located at the corner of Siebenthaler Avenue and Catalpa Drive, which is three and one-half miles northwest of the center of the city of Dayton.

May be reached by going out Salem Avenue (S. R. No. 49) to Catalpa Drive, and then north one mile; or out North Main Street (S. R. No. 48) to Siebenthaler Avenue and then west one-half mile.

Our MORaine DIVISION is located six miles south of Dayton at Moraine City.

May be reached by going south on U. S. No. 25 out of Dayton to Springboro Pike (S. R. No. 741) and then left one-third mile to entrance of Nursery; or down Lamme Road to Polo Field which lies opposite the east entrance to the Nurseries.

Our MAIN OFFICE is on Catalpa Drive at Siebenthaler Avenue, and may be reached at all times by local or long distance telephone.

RAndolph 1154

Please Read Carefully

DIRECTIONS FOR ORDERING:- Write name and address plainly and advise time and method of shipment; otherwise we will use our best judgment and ship by the shortest and safest route.

PRICES:- Prices in this list cancel all previous lists and quotations. They are subject to change without notice and to stock being unsold upon receipt of order. They include packing costs, except on excessively bulky material and are f.o.b. our freight or express station. For local orders they include delivery to customer if within ten miles of our Nursery. Cost of delivery by truck to more distant points will be quoted upon request.

SUMMER PLANTING:- An extra charge is made for balling deciduous plants not marked B&B either in dormant season or in full leaf for summer planting.

TERMS:- Cash with order, except to persons who satisfy us as to their financial responsibility, when accounts will be due in thirty days from date of invoice.

INSPECTION:- A certificate of inspection by the Ohio Department of Agriculture will be attached to each shipment.

LANDSCAPE SERVICE:- We maintain a thoroughly trained landscape organization fully equipped to handle any landscape project including designing, consultation, and planting. Ask for special quotations on such work.

GUARANTEE:- All plant materials are warranted to be true to name, up to size specified and in good healthy condition when delivered, otherwise replacement will be made or original amount paid will be refunded. We cannot, however, guarantee the growth of plants not planted by us. This is due to the perishability of such material and the fact that their care and up-keep is beyond our control. Any plants planted by our Landscape Department and given proper care by the owner are guaranteed to grow and thrive satisfactorily for one year from date of planting. Those failing to do so will be replaced without charge the following planting season.

Please Read Carefully

This list of hardy ornamental nursery stock comprises all the worth while varieties of plant material adapted to this section, and will fulfill practically every need for landscape development.

Those items marked "B&B" include the price of balling in the price quoted. During certain seasons of the year other varieties may be successfully transplanted by digging with a ball of earth, for which an extra charge will be made. See schedule below.

This stock is all well grown, frequently transplanted or root pruned, properly sheared and trimmed to retain the natural character of the plant and to improve its density and form and to facilitate transplanting.

In addition to the usual sizes listed herein, we grow many varieties of shade and evergreen trees into large finished specimens. These are well spaced and carefully grown, and are not to be confused with left-over trees in old nursery rows. These involve the use of special moving equipment and are quoted on pages 49-56, which price includes moving and planting with a large ball of earth.

B & B SCHEDULE

Extra charge for balling and burlapping plant materials not quoted B&B in price list.

Shrubs and Dwarf Trees				Shade Trees			
18/24"	10" ball		\$.30	1 $\frac{1}{4}$ /1 $\frac{1}{2}$ "	16" ball	\$	1.50
2/3'	12" "		.40	1 $\frac{1}{2}$ /1 $\frac{3}{4}$ "	18" "		2.00
3/4'	13" "		.50	1 $\frac{3}{4}$ /2"	22" "		3.00
4/5'	15" "		.75	2/2 $\frac{1}{2}$ "	26" "		4.50
5/6'	17" "		1.00	2 $\frac{1}{2}$ /3"	30" "		6.00
6/7'	20" "		1.50	3/3 $\frac{1}{2}$ "	36" "		7.50
7/8'	22" "		2.00	3 $\frac{1}{2}$ /4"	42" "		10.00
8/9'	24" "		3.00	4/4 $\frac{1}{2}$ "	48" "		13.50
9/10'	26" "		5.00	4 $\frac{1}{2}$ /5"	54" "		17.50
10/12'	28" "		7.50	5/5 $\frac{1}{2}$ "	60" "		22.00



The Siebenthaler Co. DAYTON, OHIO

DECIDUOUS AND EVERGREEN TREES SHRUBS AND VINES

	1-4	5-24	25 & Up
	<u>Each</u>	<u>Each</u>	<u>Each</u>
ABELIA Edward Goucher		Lilac-pink	Abelia
12 to 15 in. B&B _____	\$ 1.00	.85	
15 to 18 in. B&B _____	1.50	1.35	
18 to 24 in. B&B _____	2.00	1.70	
grandiflora		Glossy	Abelia
18 to 24 in. B&B _____	1.50	1.35	1.10
2 to 2½ ft. B&B _____	1.75	1.45	1.30
2½ to 3 ft. B&B _____	2.50	2.10	1.85
ABIES concolor		White	Fir
18 to 24 in. B&B _____	3.00	2.55	
2 to 2½ ft. B&B _____	4.00	3.40	
2½ to 3 ft. B&B _____	5.00	4.25	
fraseri		Fraser	Fir
4½ to 5 ft. B&B _____	9.00	7.65	
5 to 6 ft. B&B _____	10.50	9.00	
6 to 7 ft. B&B _____	12.50	10.50	
7 to 8 ft. B&B _____	15.00	12.75	
homolepis		Nikko	Fir
18 to 24 in. B&B _____	3.50	3.00	
2 to 2½ ft. B&B _____	4.50	3.85	
ACER dasycarpum		Silver	Maple
6 to 8 ft. _____	1.75	1.45	1.30
1¼ to 1½ in. diameter _____	2.50	2.10	1.85
1½ to 1¾ in. " _____	3.50	3.00	2.60
1¾ to 2 in. " _____	5.00	4.25	3.75
dasycarpum pyramidale		Pyramidal	Silver Maple
5 to 6 ft. _____	1.50	1.35	1.10
6 to 8 ft. _____	2.25	1.90	1.65
1¼ to 1½ in. diameter _____	3.00	2.55	
1½ to 1¾ in. " _____	4.00	3.40	
1¾ to 2 in. " _____	5.50		
(For larger sizes see Page 49)			
palmatum atropurpureum		Bloodleaf	Japanese Maple
4 to 4½ ft. B&B _____	15.00		
4½ to 5 ft. B&B _____	17.50		
5 to 6 ft. B&B _____	20.00		
palmatum atropurpureum novum		Improved	Redleaf Japanese Maple
5 to 6 ft. B&B _____	25.00		
6 to 7 ft. B&B _____	30.00		
7 to 8 ft. B&B _____	35.00		




	1-4	5-24	25 & Up
	<u>Each</u>	<u>Each</u>	<u>Each</u>
ACER			
platanoides		Norway Maple	
6 to 8 ft. _____	\$ 2.25	1.90	1.65
8 to 10 ft. _____	3.00	2.55	2.25
1 $\frac{1}{4}$ to 1 $\frac{1}{2}$ in. diameter _____	3.75	3.15	2.70
1 $\frac{3}{8}$ to 1 $\frac{3}{4}$ in. " _____	4.75	4.00	3.50
1 $\frac{3}{4}$ to 2 in. " _____	6.00	5.10	4.50
2 to 2 $\frac{1}{2}$ in. " _____	8.00	6.80	6.00
(For larger sizes see Page 49)			
platanoides pyramidalis		Pyramidal Norway Maple	
1 $\frac{3}{4}$ to 2 in. diameter _____	10.00		
2 to 2 $\frac{1}{2}$ in. " _____	12.50		
platanoides schwedleri		Schwedler Maple	
6 to 8 ft. _____	3.00	2.55	2.25
8 to 10 ft. _____	4.50	3.85	3.35
(For larger sizes see Page 50)			
rubrum		Red Maple	
6 to 8 ft. _____	2.50	2.10	1.85
8 to 10 ft. _____	3.25	2.75	2.40
1 $\frac{1}{4}$ to 1 $\frac{1}{2}$ in. diameter _____	4.00	3.40	3.00
1 $\frac{3}{8}$ to 1 $\frac{3}{4}$ in. " _____	5.50		
1 $\frac{3}{4}$ to 2 in. " _____	7.00		
2 to 2 $\frac{1}{2}$ in. " _____	9.00		
2 $\frac{1}{2}$ to 3 in. " _____	12.00		
(For larger sizes see Page 50)			
saccharum		Sugar Maple	
6 to 8 ft. _____	2.25	1.90	1.65
8 to 10 ft. _____	3.00	2.55	2.25
1 $\frac{1}{4}$ to 1 $\frac{1}{2}$ in. diameter _____	3.75	3.15	2.70
1 $\frac{3}{8}$ to 1 $\frac{3}{4}$ in. " _____	4.75	4.00	3.50
1 $\frac{3}{4}$ to 2 in. " _____	6.00	5.10	4.50
2 to 2 $\frac{1}{2}$ in. " _____	8.00	6.80	
2 $\frac{1}{2}$ to 3 in. " _____	11.00	9.35	
(For larger sizes see Page 50)			
AESCULUS carnea		Red Flowering Horsechestnut	
4 to 5 ft. _____	5.00		
5 to 6 ft. _____	6.00		
6 to 8 ft. _____	7.50		
glabra		Ohio Buckeye	
2 to 3 ft. _____	1.50	1.35	1.10
3 to 4 ft. _____	2.50	2.10	1.85
hippocastanum rubicunda		Pink Flowering Horsechestnut	
4 to 5 ft. _____	5.00		
5 to 6 ft. _____	6.00		
6 to 8 ft. _____	7.50		
8 to 10 ft. _____	10.00		




The Siebenthaler Co. DAYTON, OHIO

	1-4 <u>Each</u>	5-24 <u>Each</u>	25 & Up <u>Each</u>
AESCULUS octandra		Yellow	Buckeye
2 to 3 ft. _____	\$ 1.50		
pavia		Red Bottlebrush	Buckeye
18 to 24 in. _____	2.00	1.70	
2 to 3 ft. _____	2.50	2.10	
3 to 4 ft. _____	3.00	2.55	
ALNUS japonica		Japanese Alder	
15 to 20 ft. B&B _____	12.50		
AMELANCHIER alnifolia		Saskatoon	
2 to 3 ft. _____	1.00	.85	
batchewana			
5 to 6 ft. _____	2.50		
6 to 7 ft. _____	3.50		
canadensis		Downy Shadblow	
2 to 3 ft. _____	.75	.60	.55
3 to 4 ft. _____	1.00	.85	.75
4 to 5 ft. _____	1.50	1.35	
oblongifolia		Thicket Shadblow	
6 to 8 ft. B&B _____	3.50	3.00	
ovalis		Garden Shadblow	
6 to 8 ft. B&B _____	3.50	3.00	
stolonifera		Running Shadblow	
2 to 3 ft. _____	1.00	.85	
3 to 4 ft. _____	1.50	1.35	
AMORPHA canescens		Leadplant	
2 to 3 ft. _____	1.00	.85	
fruticosa		Indigobush	
4 to 5 ft. _____	1.00	.85	.75
5 to 6 ft. _____	1.50	1.35	1.10
AMPELOPSIS quinquefolia engelmanni		Engelmann Creeper	
Two years old _____	.75	.60	.55
veitchi (tricuspidata)		Boston Ivy	
Two years old _____	.60	.50	.45
Potted plants _____	.85	.70	.60
AMYGDALUS persica alboplana		Double White Flowering Peach	
4 to 5 ft. _____	2.50	2.10	
5 to 6 ft. _____	3.50		
6 to 8 ft. _____	5.00		
persica roseaplana		Double Pink Flowering Peach	
5 to 6 ft. _____	3.50	3.00	
6 to 8 ft. _____	5.00		



	1-4 <u>Each</u>	5-24 <u>Each</u>	25 & Up <u>Each</u>
AMYGDALUS			
persica rubroplena	Double Red Flowering Peach		
3 to 4 ft. _____	\$ 1.50	1.35	
4 to 5 ft. _____	2.50	2.10	
ANDRACHNE phyllanthoides Maidenbush			
18 to 24 in. _____	1.50		
3 to 4 ft. _____	3.00		
ARALIA spinosa Devils-walkingstick			
8 to 10 ft. _____	3.50	3.00	2.60
10 to 12 ft. _____	5.00	4.25	
ARONIA arbutifolia Red Chokeberry			
18 to 24 in. _____	.50	.42	.37
2 to 3 ft. _____	.75	.60	.55
3 to 4 ft. _____	1.00	.85	.75
ATRIPLEX canescens Saltbush			
2 to 3 ft. _____	1.50		
AZALEA kaempferi hybrids Torch Azalea			
Carmen - Delicate rose			
Feodora - Deep rose			
Othello - Salmon pink			
15 to 18 in. _____	2.50	2.10	
18 to 24 in. _____	3.50	3.00	
2 to 2½ ft. _____	4.50	3.85	
poukhanensis Korean Azalea			
18 to 24 in. _____	3.50	3.00	
2 to 2½ ft. _____	4.50	3.85	
BERBERIS julianae Wintergreen Barberry			
18 to 24 in. B&B _____	2.50	2.10	
2 to 2½ ft. B&B _____	3.00	2.55	
2½ to 3 ft. B&B _____	3.50	3.00	
koreana Korean Barberry			
2 to 3 ft. _____	1.00	.85	
3 to 4 ft. _____	2.00		
4 to 5 ft. _____	3.50		
thunbergi Japanese Barberry			
12 to 15 in. _____	.25	.20	.15
15 to 18 in. _____	.35	.30	.25
18 to 24 in. _____	.50	.42	.37
2 to 2½ ft. _____	.75	.60	.50
thunbergi atropurpurea Red Leaf Japanese Barberry			
12 to 15 in. _____	.50	.42	
15 to 18 in. _____	.65	.55	
18 to 24 in. _____	.75	.60	
2 to 2½ ft. _____	1.00	.85	




The Siebenthaler Co. DAYTON, OHIO

	<u>1-4</u> <u>Each</u>	<u>5-24</u> <u>Each</u>	<u>25 & Up</u> <u>Each</u>
BERBERIS			
thunbergi mentorensis			Mentor Barberry
Plant Patent No. 99			
18 to 24 in. B&B _____	\$ 1.00	.85	.75
2 to 2½ ft. B&B _____	1.50	1.35	1.10
2½ to 3 ft. B&B _____	2.00	1.70	1.50
thunbergi pluriflora erecta			Truehedge Columberry
Plant Patent No. 110			
12 to 15 in. _____	.50	.42	
15 to 18 in. _____	.65	.55	.45
18 to 24 in. _____	.75	.60	.55
2 to 2½ ft. _____	1.00		
BETULA alba European White Birch			
8 to 10 ft. B&B _____	7.50		
10 to 12 ft. B&B _____	10.00		
alba laciniata			Cutleaf Weeping Birch
2 to 2½ in. B&B _____	17.50		
2½ to 3 in. B&B _____	22.50		
papyrifera			Canoe Birch
10 to 12 ft. _____	4.50		
populifolia			Gray Birch
8 to 10 ft. _____	3.50		
BIGNONIA (See Campsis)			
BUDDLEIA Charming Butterfly Bush			
Two years old _____	.75	.60	
Fortune			Butterfly Bush
Plant Patent No. 206			
Two years old _____	.75	.60	
Ile de France			Butterfly Bush
Two years old _____	.75	.60	
BUXUS microphylla koreana Korean Box			
12 to 15 in. B&B _____	1.50		
15 to 18 in. B&B _____	2.00		
serpervirens			Common Box
8 to 10 in. _____	.75		
10 to 12 in. _____	1.00	.85	
12 to 15 in. B&B _____	2.00	1.70	
15 to 18 in. B&B _____	3.00	2.50	
18 to 21 in. B&B _____	4.50	3.85	
21 to 24 in. B&B _____	6.50	5.50	
24 to 27 in. B&B _____	9.00	7.65	
27 to 30 in. B&B _____	12.50	10.50	
30 to 36 in. B&B _____	20.00	17.00	

Ask for description and prices on larger specimen plants.




	1-4 <u>Each</u>	5-24 <u>Each</u>	25 & Up <u>Each</u>
BUXUS			
<i>sempervirens angustifolia</i>			Willow Box
18 to 21 in. B&B _____	\$ 4.50	3.85	
21 to 24 in. B&B _____	6.00	5.10	
24 to 27 in. B&B _____	8.00	6.80	
27 to 30 in. B&B _____	10.00	8.50	
30 to 36 in. B&B _____	12.50	10.50	
<i>sempervirens arborescens</i>			Truetree Box
36 to 42 in. B&B _____	10.00		
42 to 48 in. B&B _____	15.00		
CALLICARPA giraldiana			Girald Beautyberry
Three years old _____	1.00	.85	
<i>japonica</i>			Japanese Beautyberry
2 to 3 ft. _____	.75		
<i>purpurea</i>			
18 to 24 in. _____	.75		
CALYCANTHUS floridus			Common Sweetshrub
2 to 3 ft. _____	1.00	.85	.75
3 to 4 ft. _____	1.50	1.35	
CAMPSIS radicans			Trumpet Creeper
Two years old _____	.50	.42	.37
CARAGANA decorticans			Afghanistan Peashrub
6 to 8 ft. _____	3.00	2.55	
8 to 10 ft. _____	5.00		
CARPINUS betulus			European Hornbeam
6 to 8 ft. B&B _____	10.00	8.50	
8 to 10 ft. B&B _____	15.00	12.75	
<i>betulus pyramidalis</i>			Pyramidal Hornbeam
3 to 4 ft. B&B _____	3.50		
4 to 5 ft. B&B _____	4.50		
5 to 6 ft. B&B _____	6.00		
6 to 7 ft. B&B _____	7.50		
7 to 8 ft. B&B _____	10.00	8.50	
8 to 10 ft. B&B _____	12.50	10.50	
10 to 12 ft. B&B _____	16.00		
12 to 14 ft. B&B _____	20.00		
(For larger sizes see Page 50)			
<i>caroliniana</i>			American Hornbeam
4 to 5 ft. B&B _____	3.00	2.55	
5 to 6 ft. B&B _____	4.00	3.40	
6 to 7 ft. B&B _____	6.00	5.10	
7 to 8 ft. B&B _____	8.00	6.80	
8 to 10 ft. B&B _____	10.50	9.00	
10 to 12 ft. B&B _____	15.00	12.75	



The Siebenthaler Co. DAYTON, OHIO

	1-4 <u>Each</u>	5-24 <u>Each</u>	25 & Up <u>Each</u>
CARPINUS japonica Japanese Hornbeam			
3 to 4 ft. B&B _____	\$ 2.50	2.10	
4 to 5 ft. B&B _____	3.50		
5 to 6 ft. B&B _____	5.00		
CASTANEA mollissima Chinese Chestnut			
7 to 8 ft. _____	3.50		
8 to 10 ft. _____	5.00		
1 $\frac{1}{2}$ to 1 $\frac{3}{4}$ in. diameter _____	7.50		
1 $\frac{3}{4}$ to 2 in. " _____	10.00		
CELASTRUS scandens American Bittersweet			
2 to 3 ft. _____	.50	.42	.37
CELTIS mississippiensis Sugar Hackberry			
6 to 8 ft. _____	3.00	2.55	2.25
occidentalis Common Hackberry			
5 to 6 ft. _____	1.75	1.45	1.30
6 to 8 ft. _____	2.25	1.90	1.65
8 to 10 ft. _____	3.00	2.55	2.25
1 $\frac{1}{4}$ to 1 $\frac{1}{2}$ in. diameter _____	3.75	3.15	2.70
1 $\frac{1}{2}$ to 1 $\frac{3}{4}$ in. " _____	4.75	4.00	3.50
1 $\frac{3}{4}$ to 2 in. " _____	6.00	5.10	4.50
2 to 2 $\frac{1}{2}$ in. " _____	8.00	6.80	6.00
2 $\frac{1}{2}$ to 3 in. " _____	11.00	9.35	8.25
(For larger sizes see Page 50)			
CERCIDIPHYLLUM japonicum Katsuratree			
10 to 12 ft. B&B _____	15.00	12.75	
(For larger sizes see Page 50)			
CERCIS canadensis American Redbud			
3 to 4 ft. _____	1.00	.85	.75
4 to 5 ft. B&B _____	2.50	2.10	1.85
8 to 10 ft. B&B _____	7.50	6.35	5.60
(For larger sizes see Page 50)			
CEPHALANTHUS occidentalis Buttonbush			
2 to 3 ft. _____	.75	.60	
3 to 4 ft. _____	1.00	.85	
CHAENOMELES japonica Flowering Quince			
18 to 24 in. B&B _____	1.50	1.35	1.10
2 to 3 ft. B&B _____	2.00	1.70	1.50
lagenaria nivalis White Japanese Quince			
18 to 24 in. B&B _____	1.50		
2 to 3 ft. B&B _____	2.00		



The Siebenthaler Co. DAYTON, OHIO

	1-4 Each	5-24 Each	25 & Up Each
PHAENOMELES			
lagenaria rosea grandiflora	Pink Japanese Quince		
18 to 24 in. B&B _____	\$ 1.50		
2 to 3 ft. B&B _____	2.00		
lagenaria rubra grandiflora	Red Japanese Quince		
18 to 24 in. B&B _____	1.50		
2 to 3 ft. B&B _____	2.00		
CHAMAECYPARIS lawsoniana Lawson Cypress			
6 to 7 ft. B&B _____	10.00		
7 to 8 ft. B&B _____	12.50		
8 to 10 ft. B&B _____	15.00		
pisifera filifera	Thread Retinospora		
18 to 24 in. B&B _____	2.00	1.70	
pisifera plumosa	Plume False Cypress		
18 to 24 in. B&B _____	1.50	1.35	
2 to 3 ft. B&B _____	2.50	2.10	
CHIONANTHUS virginicus White Fringetree			
2 to 3 ft. _____	.85	.70	.60
3 to 4 ft. _____	1.50	1.35	1.10
4 to 5 ft. _____	2.25	1.90	1.65
5 to 6 ft. _____	3.50	3.00	2.60
6 to 8 ft. _____	5.00	4.25	
CLADRASTIS lutea Yellowwood			
3 to 4 ft. _____	1.50		
4 to 5 ft. _____	2.25		
5 to 6 ft. _____	3.50		
6 to 8 ft. _____	5.00		
CLEMATIS paniculata Sweet Autumn Clematis			
Two years old _____	.75	.60	.55
Large Flowering Varieties			
Henryi		White	
Jackmani		Bluish Purple	
Madame Edouard Andre		Red	
Two years old _____	1.50	1.35	
CLETHRA alnifolia Summersweet Clethra			
18 to 24 in. _____	.75	.60	
COMPTONIA asplenifolia Sweetfern			
15 to 18 in. B&B _____	1.25	1.05	
18 to 24 in. B&B _____	2.00	1.70	
2 to 2½ ft. B&B _____	3.00		
2½ to 3 ft. B&B _____	4.50		
CORNUS alternifolia Pagoda Dogwood			
4 to 5 ft. B&B _____	2.00	1.70	
5 to 6 ft. B&B _____	3.00	2.50	
6 to 7 ft. B&B _____	5.00	4.25	



The Siebenthaler Co. DAYTON, OHIO

		1-4	5-24	25 & Up
		<u>Each</u>	<u>Each</u>	<u>Each</u>
CORNUS				
florida			White Flowering	Dogwood
2 to 3 ft. B&B	_____	\$ 1.50	1.35	1.10
3 to 4 ft. B&B	_____	2.25	1.90	1.65
4 to 5 ft. B&B	_____	3.25	2.75	2.40
5 to 6 ft. B&B	_____	4.75	4.00	3.50
6 to 8 ft. B&B	_____	7.00	6.00	5.25
8 to 10 ft. B&B	_____	10.00	8.50	7.50
	(For larger sizes see Page 51)			
florida plena			Double White	Dogwood
4 to 5 ft. B&B	_____	5.00	4.25	
florida rubra			Redflowering	Dogwood
3 to 4 ft. B&B	_____	3.50	3.00	
4 to 5 ft. B&B	_____	5.00	4.25	
5 to 6 ft. B&B	_____	7.50		
6 to 8 ft. B&B	_____	10.00		
florida welchi			Varileaf	Dogwood
3 to 4 ft. B&B	_____	4.50		
4 to 5 ft. B&B	_____	6.00		
mas			Corneliancherry	Dogwood
3 to 4 ft. _____		1.25	1.05	.90
4 to 5 ft. _____		2.00	1.70	
5 to 6 ft. _____		3.00	2.55	
racemosa (paniculata)			Gray	Dogwood
3 to 4 ft. _____		1.00	.35	.75
4 to 5 ft. _____		1.50	1.35	1.10
CORYLUS americana			American	Filbert
3 to 4 ft. _____		1.00	.35	.75
4 to 5 ft. B&B _____		2.00	1.70	1.50
5 to 6 ft. B&B _____		2.50	2.10	
6 to 8 ft. B&B _____		4.00		
avellana			European	Filbert
5 to 6 ft. B&B _____		3.00	2.55	
6 to 8 ft. B&B _____		4.50	3.85	
COTONEASTER apiculata			Cranberry	Cotoneaster
12 to 15 in. potted _____		1.25	1.05	
15 to 18 in. B&B _____		1.75	1.45	
dielsiana			Diels	Cotoneaster
2 to 3 ft. B&B _____		1.50	1.35	
3 to 4 ft. B&B _____		2.00	1.70	1.50
4 to 5 ft. B&B _____		3.00		
divaricata			Spreading	Cotoneaster
2 to 3 ft. B&B _____		1.50	1.35	
3 to 4 ft. B&B _____		2.00	1.70	



	<u>1-4</u>	<u>5-24</u>	<u>25 & Up</u>
	<u>Each</u>	<u>Each</u>	<u>Each</u>
CORNUS			
foveolata		Glossy Cotoneaster	
2 to 3 ft. B&B _____	\$ 1.50	1.35	
3 to 4 ft. B&B _____	2.00	1.70	
CRATAEGUS carrieri			
2 to 2½ ft. _____	1.25	1.05	
coccinea (See CRATAEGUS intricata)			
coccinoides			
		Kansas Hawthorn	
6 to 7 ft. B&B _____	4.75	4.00	
7 to 8 ft. B&B _____	6.00	5.10	
8 to 10 ft. B&B _____	8.50	7.20	
cordata (See CRATAEGUS phaenopyrum)			
crusgalli			
		Cockspur Thorn	
6 to 7 ft. B&B _____	4.75	4.00	
7 to 8 ft. B&B _____	6.00	5.10	
8 to 10 ft. B&B _____	8.50	7.20	
intricata			
		Thicket Hawthorn	
4 to 5 ft. B&B _____	2.50	2.10	
5 to 6 ft. B&B _____	3.25	2.75	
6 to 7 ft. B&B _____	4.50	3.85	
7 to 8 ft. B&B _____	6.00	5.10	
8 to 10 ft. B&B _____	8.50		
10 to 12 ft. B&B _____	10.00		
oxycantha pauli			
		Pauls Scarlet Hawthorn	
4 to 5 ft. B&B _____	3.50		
5 to 6 ft. B&B _____	4.50		
phaenopyrum			
		Washington Hawthorn	
2 to 3 ft. _____	1.00	.85	.75
3 to 4 ft. _____	1.50	1.35	1.10
4 to 5 ft. B&B _____	2.50	2.10	1.85
5 to 6 ft. B&B _____	3.50	3.00	2.50
6 to 7 ft. B&B _____	5.00	4.25	3.75
7 to 8 ft. B&B _____	6.50	5.50	4.85
8 to 9 ft. B&B _____	7.50	6.35	5.60
9 to 10 ft. B&B _____	8.50	7.20	6.35
10 to 12 ft. B&B _____	12.50	10.50	
12 to 14 ft. B&B _____	17.50	14.75	
punctata			
		Dotted Hawthorn	
5 to 6 ft. B&B _____	3.25		
6 to 7 ft. B&B _____	5.00	4.25	
7 to 8 ft. B&B _____	6.50	5.50	
8 to 10 ft. B&B _____	8.50	7.20	

CYDONIA (See CHAENOMELES)



	1-4	5-24	25 & Up
	<u>Each</u>	<u>Each</u>	<u>Each</u>
DAPHNE cneorum			Rose Daphne
12 to 15 in. B&B _____	\$ 1.25	1.05	
15 to 18 in. B&B _____	1.75	1.45	
18 to 24 in. B&B _____	2.50	2.10	
2 to 2½ ft. B&B _____	3.50	3.00	2.60
2½ to 3 ft. B&B _____	5.00	4.25	3.75
DESMODIUM (See LESPEDEZA)			
DEUTZIA gracilis		Slender	Deutzia
15 to 18 in. _____	.50	.42	.37
18 to 24 in. _____	.75	.60	.55
2 to 2½ ft. _____	1.00	.85	.75
lemoinei		Lemoine	Deutzia
18 to 24 in. _____	.75	.60	
2 to 3 ft. _____	1.00	.85	.75
DIERVILLA florida venusta			
4 to 5 ft. _____	1.50	1.35	
5 to 6 ft. _____	2.50	2.10	
lonicera		Dwarf	Bushhoneysuckle
15 to 18 in. _____	.75	.60	
sessilifolia		Southern	Bushhoneysuckle
2 to 3 ft. _____	.75	.60	
3 to 4 ft. _____	1.00	.85	
trifida		Dwarf	Bushhoneysuckle
18 to 24 in. _____	.75	.60	
EUONYMUS alatus		Winged	Euonymus
2 to 3 ft. _____	1.00	.85	.75
3 to 4 ft. _____	1.50	1.35	1.10
4 to 5 ft. _____	2.25	1.90	1.65
alatus compacta		Compact	Winged Euonymus
2 to 2½ ft. _____	1.00	.85	.75
2½ to 3 ft. _____	1.50	1.35	1.10
3 to 4 ft. _____	2.50	2.10	1.85
americanus		Brook	Euonymus
18 to 24 in. _____	.50	.42	.37
2 to 3 ft. _____	.75	.60	.55
3 to 4 ft. _____	1.00	.85	.75
atropurpureus		Eastern	Wahoo
4 to 5 ft. _____	1.00	.85	.75
5 to 6 ft. _____	1.50	1.35	1.10
6 to 8 ft. _____	2.00		
bungeanus		Winterberry	Euonymus
5 to 6 ft. _____	1.50	1.35	
6 to 8 ft. _____	2.50	2.10	



	<u>1-4</u> <u>Each</u>	<u>5-24</u> <u>Each</u>	<u>25 & Up</u> <u>Each</u>
EUONYMUS			
<i>europaeus</i>		European Euonymus	
4 to 5 ft. _____	\$ 1.00	.85	.75
<i>fortunei carrieri</i>		Glossy Wintercreeper	
15 to 18 in. B&B _____	1.25	1.05	.90
18 to 24 in. B&B _____	1.75	1.45	1.30
<i>fortunei carrieri altissima</i>		Shrub Euonymus	
15 to 18 in. B&B _____	1.25	1.05	
18 to 24 in. B&B _____	1.75	1.45	
2 to 2½ ft. B&B _____	2.50	2.10	
<i>fortunei erecta</i>			
18 to 24 in. B&B _____	1.75	1.45	
2 to 2½ ft. B&B _____	2.25	1.90	
2½ to 3 ft. B&B _____	3.00		
<i>fortunei minimus</i>		Baby Wintercreeper	
Three years old, potted _____	.50	.42	.37
<i>fortunei radicans</i>		Wintercreeper	
15 to 18 in. _____	.50	.42	
18 to 24 in. _____	.75	.60	
<i>fortunei radicans Newport</i>		Newport Wintercreeper	
18 to 24 in. _____	1.00	.85	
<i>fortunei vegetus</i>		Bigleaf Wintercreeper	
12 to 15 in. potted _____	.50	.42	.37
15 to 18 in. " _____	.85	.70	.60
18 to 24 in. B&B _____	1.50	1.35	1.10
<i>klautschovicus</i>		Spreading Euonymus	
15 to 18 in. B&B _____	1.00	.85	.75
18 to 24 in. B&B _____	1.50	1.35	1.10
<i>obovatus</i>		Running Euonymus	
12 to 15 in. _____	.50	.42	
15 to 18 in. _____	.75	.60	
<i>oxyphyllus</i>			
4 to 5 ft. _____	1.50	1.35	
<i>patens</i> (See EUONYMUS <i>klautschovicus</i>)			
<i>yedoensis</i>		Yeddo Euonymus	
4 to 5 ft. _____	1.50	1.35	1.10
5 to 6 ft. _____	2.00	1.70	1.50
EXOCHORDA racemosa		Pearlbush	
4 to 5 ft. _____	1.50	1.35	
5 to 6 ft. _____	2.00	1.70	



The Siebenthaler Co. DAYTON, OHIO

	1-4 Each	5-24 Each	25 & Up Each
FAGUS grandifolia		American Beech	
8 to 10 ft. B&B _____	\$ 10.00	8.50	
10 to 12 ft. B&B _____	12.50	10.50	
1 $\frac{1}{2}$ to 1 $\frac{3}{4}$ in. diameter B&B	15.00		
1 $\frac{3}{4}$ to 2 in. " B&B	17.50		
2 to 2 $\frac{1}{2}$ in. " B&B	20.00		
2 $\frac{1}{2}$ to 3 in. " B&B	25.00		

(For larger sizes see Page 51)

sylvatica		European Beech	
4 to 5 ft. B&B _____	4.50		
5 to 6 ft. B&B _____	6.00	5.10	
6 to 7 ft. B&B _____	7.50	6.35	5.60
7 to 8 ft. B&B _____	10.00	8.50	7.50
8 to 9 ft. B&B _____	12.50	10.50	9.35
9 to 10 ft. B&B _____	17.50	14.75	
10 to 12 ft. B&B _____	25.00	21.25	

(For larger sizes see Page 51)

sylvatica purpurea		Purple Beech	
5 to 6 ft. B&B _____	10.00		
6 to 7 ft. B&B _____	12.50		
7 to 8 ft. B&B _____	17.50		
8 to 9 ft. B&B _____	22.50		
9 to 10 ft. B&B _____	27.50		
10 to 12 ft. B&B _____	35.00		

sylvatica riversi		Rivers Beech	
6 to 7 ft. B&B _____	12.50		
7 to 8 ft. B&B _____	15.00		

FONTANESIA fortunei		Fortune Fontanesia	
6 to 8 ft. _____	1.50	1.35	1.10

FORSYTHIA intermedia primulina		Primrose Forsythia	
3 to 4 ft. _____	.85	.70	
4 to 5 ft. _____	1.00	.85	

intermedia spectabilis		Showy Border Forsythia	
4 to 5 ft. _____	.75	.60	.55
5 to 6 ft. _____	1.00	.85	.75

suspensa		Weeping Forsythia	
3 to 4 ft. _____	.50	.42	.37
4 to 5 ft. _____	.75	.60	

suspensa fortunei nana		Dwarf Golden Bell	
3 to 4 ft. _____	1.00	.85	

FRAXINUS americana		White Ash	
8 to 10 ft. _____	2.00	1.70	1.50
1 $\frac{1}{2}$ to 1 $\frac{1}{2}$ in. diameter _____	2.50	2.10	1.85
1 $\frac{1}{2}$ to 1 $\frac{3}{4}$ in. " _____	3.25	2.75	2.40
1 $\frac{3}{4}$ to 2 in. " _____	4.25	3.60	3.15
2 to 2 $\frac{1}{2}$ in. " _____	5.50	4.65	4.10
2 $\frac{1}{2}$ to 3 in. " _____	8.00	6.80	6.00

(For larger sizes see Page 51)



The Siebenthaler Co. DAYTON, OHIO

	1-4 <u>Each</u>	5-24 <u>Each</u>	25 & Up <u>Each</u>
GINKGO biloba			Ginkgo
5 to 6 ft. _____	\$ 2.50	2.10	1.85
6 to 8 ft. _____	3.00	2.55	2.25
8 to 10 ft. _____	3.75	3.15	2.70
1 $\frac{1}{4}$ to 1 $\frac{1}{2}$ in. diameter _____	4.75	4.00	3.50
1 $\frac{1}{2}$ to 1 $\frac{3}{4}$ in. " _____	6.00	5.10	4.50
1 $\frac{3}{4}$ to 2 in. " _____	7.50	6.35	5.60

	Common Honeylocust		
8 to 10 ft. _____	1.75	1.45	
1 $\frac{1}{4}$ to 1 $\frac{1}{2}$ in. diameter _____	2.50	2.10	
1 $\frac{1}{2}$ to 1 $\frac{3}{4}$ in. " _____	3.50	3.00	
1 $\frac{3}{4}$ to 2 in. " _____	5.00	4.25	
2 to 2 $\frac{1}{2}$ in. " _____	7.00	5.95	
2 $\frac{1}{2}$ to 3 in. " _____	9.00	7.65	

	Thornless Honeylocust		
5 to 6 ft. _____	1.75	1.45	1.30
6 to 8 ft. _____	2.25	1.90	1.65
8 to 10 ft. _____	3.00	2.55	2.25
1 $\frac{1}{4}$ to 1 $\frac{1}{2}$ in. diameter _____	3.75	3.15	2.70
1 to 1 $\frac{1}{4}$ in. " _____	4.75	4.00	3.50
1 $\frac{1}{2}$ to 2 in. " _____	6.00	5.10	4.50
2 to 2 $\frac{1}{2}$ in. " _____	8.00	6.80	6.00
2 $\frac{1}{2}$ to 3 in. " _____	11.00	9.35	8.25

(For larger sizes see Page 51)

	Kentucky Coffeetree		
8 to 10 ft. _____	2.50	2.10	
10 to 12 ft. _____	3.50	3.00	
1 $\frac{3}{4}$ to 2 in. diameter _____	5.00	4.25	
2 to 2 $\frac{1}{2}$ in. " _____	7.00	5.95	

	Carolina Silverbell		
4 to 5 ft. _____	1.50	1.35	1.10
5 to 6 ft. _____	2.25	1.90	1.65
6 to 8 ft. _____	3.50	3.00	2.60

	Mountain Silverbell		
3 to 4 ft. _____	1.00	.85	
4 to 5 ft. _____	1.50	1.35	

	Vernal Witchhazel		
4 to 5 ft. B&B _____	3.50	3.00	
5 to 6 ft. B&B _____	5.00	4.25	

	Common Witchhazel		
2 to 3 ft. _____	.65	.42	
3 to 4 ft. _____	1.00	.60	.55
4 to 5 ft. _____	1.50	1.35	1.10

	English Ivy		
Three years old, 4 in. pots _____	.75	.60	.55
Bedding size 2 in. pots _____	.20	.17	.15

	Small leaved Baltic Ivy		
Two years old, 2 $\frac{1}{2}$ in. pots _____	.25	.20	.18



The Siebenthaler Co. DAYTON, OHIO

	1-4 <u>Each</u>	5-24 <u>Each</u>	25 & Up <u>Each</u>
HYDRANGEA arborescens grandiflora			
		Snowhill Hydrangea	
18 to 24 in. _____	\$.50	.42	
2 to 3 ft. _____	.75	.60	
3 to 4 ft. _____	1.00	.85	
paniculata grandiflora			
		PeeGee or Panicked Hydrangea	
2 to 3 ft. _____	.75	.60	
paniculata tardiva			
		Late Blooming Hydrangea	
2 to 3 ft. _____	.75	.60	.55
quercifolia			
		Oakleaf Hydrangea	
2 to 3 ft. _____	1.00		
3 to 4 ft. _____	1.25	1.05	
4 to 5 ft. _____	1.75	1.45	
HYPERICUM patulum henryi			
		Henry St. Johnswort	
18 to 24 in. _____	.75	.60	.55
ILEX decidua			
		Possumhaw	
3 to 4 ft. _____	1.00	.85	
glabra			
		Inkberry	
15 to 18 in. B&B _____	2.00		
18 to 24 in. B&B _____	2.50		
2 to 2½ ft. B&B _____	3.00		
verticillata			
		Common Winterberry	
2 to 3 ft. _____	.75	.60	.55
3 to 4 ft. _____	1.50	1.35	1.10
4 to 5 ft. _____	2.00	1.70	
verticillata chrysoarpa			
		Yellow-fruited Winterberry	
18 to 24 in. _____	.75	.60	
JUNIPERUS chinensis			
		Chinese Juniper	
4 to 5 ft. B&B _____	5.00	4.25	
5 to 6 ft. B&B _____	7.50	6.35	
chinensis columnaris No. 18755			
		U. S. Government Columnar Juniper	
3½ to 4 ft. B&B _____	5.25	4.45	
4 to 4½ ft. B&B _____	6.00	5.10	
4½ to 5 ft. B&B _____	7.00	5.95	
5 to 6 ft. B&B _____	8.50	7.20	
6 to 7 ft. B&B _____	10.00	8.50	
9 to 10 ft. B&B _____	17.50	14.75	
10 to 12 ft. B&B _____	21.50	18.25	
12 to 14 ft. B&B _____	27.00		
14 to 16 ft. B&B _____	35.00		



		1-4	5-24	25 & Up
		Each	Each	Each
JUNIPERUS				
chinensis keteleeri			Keteleer	Juniper
3 to 3½ ft.	B&B _____	\$ 4.50	3.85	
3½ to 4 ft.	B&B _____	5.25	4.45	
4 to 4½ ft.	B&B _____	6.00	5.10	
4½ to 5 ft.	B&B _____	7.00	5.95	
5 to 6 ft.	B&B _____	8.50	7.20	
8 to 9 ft.	B&B _____	14.50	12.25	
9 to 10 ft.	B&B _____	17.50	14.75	
10 to 12 ft.	B&B _____	21.50	18.25	
12 to 14 ft.	B&B _____	27.00	22.95	
14 to 16 ft.	B&B _____	35.00		
chinensis pfitzeriana			Pfitzer	Juniper
15 to 18 in. spread	B&B _____	2.50	2.10	
18 to 24 in.	" B&B _____	3.50	3.00	
2 to 2½ ft.	" B&B _____	4.50	3.85	
2½ to 3 ft.	" B&B _____	6.00	5.10	
3 to 3½ ft.	" B&B _____	7.50	6.35	
3½ to 4 ft.	" B&B _____	9.00	7.65	
chinensis pfitzeriana (staked)			Upright Pfitzer	Juniper
7 to 8 ft. spread	B&B _____	30.00	25.00	
8 to 9 ft.	" B&B _____	37.50	32.00	
9 to 10 ft.	" B&B _____	50.00		
chinensis pfitzeriana compacta			Owen's Compact	Pfitzer
2 to 2½ ft. spread	B&B _____	5.00	4.25	
chinensis pfitzeriana nana			Owen's Dwarf	Pfitzer
18 to 24 in. spread	B&B _____	4.00	3.40	
chinensis pfitzeriana plumosa			Siebenthaler's Dwarf	Pfitzer
15 to 18 in. spread	B&B _____	3.00	2.55	
18 to 24 in.	" B&B _____	4.00	3.40	
2 to 2½ ft.	" B&B _____	5.00	4.25	
2½ to 3 ft.	" B&B _____	6.50	5.50	
3 to 3½ ft.	" B&B _____	8.50	7.20	
chinensis procumbens			Japgarden	Juniper
15 to 18 in. spread	B&B _____	2.25	1.90	
18 to 24 in.	" B&B _____	3.00	2.55	
chinensis sargentii			Sargent Chinese	Juniper
18 to 24 in. spread	B&B _____	3.00	2.55	
2 to 2½ ft.	" B&B _____	4.50	3.85	
communis depressa aurea			Golden Prostrate	Juniper
18 to 24 in. spread	B&B _____	2.00	1.70	
excelsa stricta			Spiny Creek	Juniper
2½ to 3 ft.	B&B _____	4.50		
3 to 4 ft.	B&B _____	6.00		



The Siebenthaler Co. DAYTON, OHIO

	1-4 <u>Each</u>	5-24 <u>Each</u>	25 & Up <u>Each</u>
JUNIPERUS			
glauca hetzi	Hetz' Spreading Blue Juniper		
18 to 24 in. spread	B&B — \$	3.50	
horizontalis	Creeping Juniper		
15 to 18 in. spread	B&B —	1.25	1.05
18 to 24 in. "	B&B —	2.00	1.70
horizontalis douglasi	Waukegan Creeping Juniper		
15 to 18 in. spread	B&B —	1.50	1.35
18 to 24 in. "	B&B —	2.50	2.10
horizontalis plumosa	Andorra Creeping Juniper		
12 to 15 in. spread	B&B —	1.00	.85
15 to 18 in. "	B&B —	1.50	1.35
18 to 24 in. "	B&B —	2.25	1.90
2 to 2½ ft. "	B&B —	3.00	2.55
sabina horizontalis	Spreading Savin Juniper		
15 to 18 in. spread	B&B —	1.50	1.35
18 to 24 in. "	B&B —	2.50	2.10
scopulorum admirabilis			
12 to 15 in. B&B	_____	1.50	1.35
squamata meyeri	Meyer Juniper		
15 to 18 in. B&B	_____	1.50	1.35
18 to 24 in. B&B	_____	2.50	2.10
virginiana	Redcedar		
10 to 12 ft. B&B	_____	15.00	12.75
12 to 14 ft. B&B	_____	20.00	17.00
virginiana burki	Burk Silver Redcedar		
3 to 3½ ft. B&B	_____	4.50	3.85
3½ to 4 ft. B&B	_____	5.25	4.45
4 to 4½ ft. B&B	_____	6.00	5.10
4½ to 5 ft. B&B	_____	7.50	5.95
5 to 6 ft. B&B	_____	8.50	7.20
6 to 7 ft. B&B	_____	10.00	8.50
7 to 8 ft. B&B	_____	12.50	10.50
8 to 9 ft. B&B	_____	15.00	
9 to 10 ft. B&B	_____	17.50	
virginiana canaerti	Canaert Redcedar		
3 to 3½ ft. B&B	_____	4.50	3.85
3½ to 4 ft. B&B	_____	5.25	4.45
4 to 4½ ft. B&B	_____	6.00	5.10
4½ to 5 ft. B&B	_____	7.50	5.95
5 to 6 ft. B&B	_____	8.50	7.20
6 to 7 ft. B&B	_____	10.00	8.50
7 to 8 ft. B&B	_____	12.50	10.50



The Siebenthaler Co. DAYTON, OHIO

	1-4 <u>Each</u>	5-24 <u>Each</u>	25 & Up <u>Each</u>
JUNIPERUS			
<i>virginiana glauca</i>		Silver	Redcedar
2 to 2½ ft. B&B _____	\$ 2.75	2.30	
2½ to 3 ft. B&B _____	3.50	3.00	
3 to 3½ ft. B&B _____	4.50	3.85	
3½ to 4 ft. B&B _____	5.25	4.45	
4 to 4½ ft. B&B _____	6.00	5.10	
4½ to 5 ft. B&B _____	7.50	6.35	
5 to 6 ft. B&B _____	8.50	7.20	
6 to 7 ft. B&B _____	10.00	8.50	
7 to 8 ft. B&B _____	12.50	10.00	
 <i>virginiana hillii</i>	 Hill	 Dundee	 Juniper
2 to 2½ ft. B&B _____	2.75	2.30	
2½ to 3 ft. B&B _____	3.50	3.00	
3 to 3½ ft. B&B _____	4.50	3.85	
3½ to 4 ft. B&B _____	5.25		
4 to 4½ ft. B&B _____	6.00		
4½ to 5 ft. B&B _____	7.50		
5 to 6 ft. B&B _____	8.50		
6 to 7 ft. B&B _____	10.00		
 KERRIA japonica			 Kerria
2 to 3 ft. _____	1.00	.85	
 KOLKOWITZIA amabilis			 Beautybush
3 to 4 ft. _____	1.00	.85	
4 to 5 ft. _____	1.50	1.35	
 LARIX leptolepis			 Japanese Larch
3 to 4 ft. B&B _____	3.50		
4 to 5 ft. B&B _____	4.50		
5 to 6 ft. B&B _____	6.00		
6 to 7 ft. B&B _____	7.50		
7 to 8 ft. B&B _____	9.00		
 LIBOCEDRUS decurrens			 California Incensecedar
8 to 10 ft. B&B _____	12.50		
10 to 12 ft. B&B _____	15.00		
12 to 14 ft. B&B _____	17.50		
14 to 16 ft. B&B _____	22.50		
 LIGUSTRUM amurense			 Amur Privet
2 to 3 ft. _____	.30	.25	.22
5 to 6 ft. _____	1.50	1.35	
6 to 8 ft. _____	2.50	2.10	
 ibolium			 Ibolium Privet
18 to 24 in. _____	.25	.20	.18
2 to 3 ft. _____	.35	.30	.25
3 to 4 ft. _____	.45	.38	.33
 obtusifolium regelianum			 Regel Privet
2 to 3 ft. spread _____	.75	.60	.55
3 to 4 ft. " _____	1.00	.85	.75



	1-4 <u>Each</u>	5-24 <u>Each</u>	25 & Up <u>Each</u>
LINDERA benzoin			Spice Bush
18 to 24 in. _____	\$.50	.42	
2 to 3 ft. _____	.75	.60	
3 to 4 ft. _____	1.00	.85	
4 to 5 ft. _____	1.50	1.35	
6 to 8 ft. _____	3.50	3.00	

		American Sweet Gum	
LIQUIDAMBAR styraciflua			
5 to 6 ft. _____	2.00	1.70	
6 to 8 ft. _____	2.50	2.10	
1 1/4 to 1 1/2 in. diameter _____	3.50	3.00	
1 1/2 to 1 3/4 in. " _____	5.00	4.25	
1 3/4 to 2 in. " _____	7.00	5.95	
2 to 2 1/2 in. " _____	10.00	8.50	

(For larger sizes see Page 51)

		Tuliptree	
LIRIODENDRON tulipifera			
5 to 6 ft. _____	1.50	1.35	
6 to 8 ft. _____	2.00	1.70	
8 to 10 ft. _____	3.00	2.55	
1 1/2 to 1 3/4 in. diameter _____	4.50	3.85	
1 3/4 to 2 in. " _____	6.00	5.10	
2 to 2 1/2 in. " _____	7.50	6.35	
2 1/2 to 3 in. " _____	10.00	8.50	

(For B&B see schedule of prices Page 3)

(For larger sizes see Page 51)

LONICERA chrysantha latifolia	Turkestan Honeysuckle		
3 to 4 ft. _____	1.00		

fragrantissima	Winter Honeysuckle		
3 to 4 ft. _____	1.00	.85	.75
4 to 5 ft. _____	1.50		

involucrata humilis	Bearberry Honeysuckle		
4 to 5 ft. _____	1.50	1.35	1.10

japonica halliana	Hall Japanese Honeysuckle		
Two years old _____	.35	.30	.25

maackii brachypoda	Hardyleaf Amur Honeysuckle		
4 to 5 ft. _____	1.50	1.35	1.10
5 to 6 ft. _____	2.50	2.10	1.85
6 to 8 ft. _____	3.50	3.00	2.60

maximowiczii sachalinensis	Sakhalin Honeysuckle		
3 to 4 ft. _____	1.50	1.35	
4 to 5 ft. _____	2.00	1.70	

morrowi	Morrow Honeysuckle		
3 to 4 ft. _____	.75		
4 to 5 ft. _____	1.00	.85	
5 to 6 ft. _____	1.75		
6 to 8 ft. _____	2.50		

sempervirens	Trumpet Honeysuckle		
Two years old _____	.35	.30	.25




	<u>1-4</u>	<u>5-24</u>	<u>25 & Up</u>
	<u>Each</u>	<u>Each</u>	<u>Each</u>
LONICERA			
tatarica rosea	Rosy Tatarian Honeysuckle		
3 to 4 ft. _____	\$.75	.60	.55
4 to 5 ft. _____	1.00	.85	.75
tatarica rubra	Red Tatarian Honeysuckle		
3 to 4 ft. _____	.75	.60	.55
4 to 5 ft. _____	1.00	.85	.75
tenuipes			
18 to 24 in. _____	.75	.60	.55
LYCIUM chinense			
Two years old _____	.35	Matrimony Vine	
		.30	.25
MAGNOLIA acuminata			
6 to 8 ft. _____	2.00	1.70	1.50
8 to 10 ft. _____	3.00	2.55	2.25
glauca (See MAGNOLIA virginiana)			
liliflora nigra			
2 to 3 ft. B&B _____	Purple Lily Magnolia		
3 to 4 ft. B&B _____	3.50		
4 to 5 ft. B&B _____	5.00		
5 to 6 ft. B&B _____	7.50		
5 to 6 ft. B&B _____	10.00		
soulangeana			
3 to 4 ft. B&B _____	Saucer Magnolia		
4 to 5 ft. B&B _____	7.50		
4 to 5 ft. B&B _____	10.00		
5 to 6 ft. B&B _____	15.00		
stellata			
2 to 3 ft. B&B _____	Star Magnolia		
3 to 4 ft. B&B _____	6.00	5.10	
3 to 4 ft. B&B _____	7.50	6.35	
4 to 5 ft. B&B _____	10.00	8.50	
stellata rosea			
2 1/2 to 3 ft. B&B _____	Pink Star Magnolia		
3 to 3 1/2 ft. B&B _____	7.50		
3 to 3 1/2 ft. B&B _____	10.00		
3 1/2 to 4 ft. B&B _____	12.50		
4 to 5 ft. B&B _____	15.00		
virginiana			
3 to 4 ft. B&B _____	Sweet Bay		
4 to 5 ft. B&B _____	3.00		
4 to 5 ft. B&B _____	4.00		
5 to 6 ft. B&B _____	6.00		
MAHONIA aquifolium			
15 to 18 in. B&B _____	Oregongrape		
18 to 24 in. B&B _____	1.50	1.35	
18 to 24 in. B&B _____	2.00	1.70	
2 to 2 1/2 ft. B&B _____	2.50	2.10	
2 1/2 to 3 ft. B&B _____	3.00	2.55	
3 to 3 1/2 ft. B&B _____	3.75	3.15	



The Siebenthaler Co. DAYTON, OHIO

	1-4 <u>Each</u>	5-24 <u>Each</u>	25 & Up <u>Each</u>
MAHONIA			
repens Creeping Mahonia			
15 to 18 in. _____	\$ 1.50		
18 to 24 in. _____	2.50		
2 to 2½ ft. _____	3.50		
MALUS adstringens			
Single deep pink, bronze foliage			
3 to 4 ft. _____	1.50	1.35	
4 to 5 ft. _____	2.25	1.90	
5 to 6 ft. _____	3.00	2.55	
6 to 8 ft. B&B _____	5.00	4.25	
1½ to 2 in. specimen B&B _____	7.00		
aldenhamensis			
Single deep pink, greenish bronze foliage			
4 to 5 ft. _____	2.25	1.90	
5 to 6 ft. _____	3.00	2.55	
6 to 8 ft. B&B _____	5.00		
arnoldiana Arnold Crab			
3 to 4 ft. _____	1.50	1.35	
4 to 5 ft. _____	2.25	1.90	
5 to 6 ft. _____	3.00	2.55	
6 to 8 ft. B&B _____	5.00	4.25	
1½ to 1¾ in. diameter B&B _____	7.00		
1¾ to 2 in. " B&B _____	9.00		
2 to 2½ in. " B&B _____	11.50		
atrosanguinea Carmine Crab			
Single carmine, glossy green foliage			
4 to 5 ft. _____	2.25		
5 to 6 ft. _____	3.00	2.55	
6 to 8 ft. B&B _____	5.00	4.25	
1½ to 1¾ in. diameter B&B _____	7.00		
1¾ to 2 in. " B&B _____	9.00		
2 to 2½ in. " B&B _____	11.50		
brevipes			
2 to 3 ft. _____	1.00	.35	
3 to 4 ft. _____	1.50	1.35	
4 to 5 ft. _____	2.25	1.90	
5 to 6 ft. _____	3.00	2.55	
6 to 8 ft. B&B _____	5.00	4.25	
1½ to 1¾ in. diameter B&B _____	7.00		
coronaria Wild Sweet Crab			
Fragrant, single pink, green foliage			
1½ to 2 in. specimen B&B _____	6.00	5.10	
2 to 2½ in. " B&B _____	7.50	6.35	
2½ to 3 in. " B&B _____	10.00	8.50	
coronaria thomsii Sweet Scented Wild Crab			
Improved Coronaria			
6 to 8 ft. B&B _____	5.00	4.25	
1½ to 1¾ in. diameter B&B _____	7.00		
1¾ to 2 in. " B&B _____	9.00		
2 to 2½ in. " B&B _____	11.50		



	<u>1-4</u>	<u>5-24</u>	<u>25 & Up</u>
	<u>Each</u>	<u>Each</u>	<u>Each</u>
MALUS			
dolga			
	Single white, green foliage, fine large fruit		
5 to 6 ft.	\$ 3.00	2.30	2.00
6 to 8 ft. B&B	5.00		
floribunda Japanese Flowering Crab			
3 to 4 ft.	1.50	1.35	
4 to 5 ft.	2.25		
5 to 6 ft.	3.00		
6 to 8 ft. B&B	5.00		
1½ to 1¾ in. diameter B&B	7.00		
1¾ to 2 in. " B&B	9.00		
halliana parkmani Parkman Crab			
	Double clear pink, green foliage		
4 to 5 ft.	2.25	1.90	
5 to 6 ft.	3.00		
hartwigi Hartwig Crabapple			
3 to 4 ft.	1.50	1.35	
4 to 5 ft.	2.25	1.90	
hopa Red Flowering Crab			
	Large single clear pink, bronze-green foliage		
6 to 8 ft. B&B	5.00		
1½ to 2 in. specimen B&B	7.00		
2 to 2½ in. " B&B	9.00		
hybrida Highland Nursery Crabapple			
2 to 3 ft.	1.00	.85	
3 to 4 ft.	1.50	1.35	
loensis plena Bechtel Crab			
	Double pink, green foliage		
3 to 4 ft.	1.50	1.35	
4 to 5 ft.	2.25	1.90	
5 to 6 ft.	3.00	2.55	
6 to 8 ft. B&B	6.00	5.10	
kelseyi Kelsey Crab			
5 to 6 ft.	3.00		
6 to 8 ft. B&B	5.00		
micromalus Midget Crab			
	Single pink, green foliage, narrow upright		
4 to 5 ft.	2.25	1.90	
5 to 6 ft.	3.00	2.55	
6 to 8 ft. B&B	5.00		
pumila plena Double Flowering Dwarf Crab			
4 to 5 ft.	2.25	1.90	
5 to 6 ft.	3.00	2.55	



	1-4 <u>Each</u>	5-24 <u>Each</u>	25 & Up <u>Each</u>
MALUS			
<i>purpurea eleyi</i>			Eley Crab
Single, light red flower, copper foliage			
4 to 5 ft. _____	\$ 2.25	1.90	
5 to 6 ft. _____	3.00	2.55	
6 to 8 ft. B&B _____	5.00	4.25	
1½ to 1¾ in. diameter B&B _____	7.00		
<i>sargentii</i>			Sargent Crab
Single white, green foliage, very dwarf			
2 to 3 ft. _____	2.00	1.70	1.50
3 to 4 ft. _____	3.00	2.55	2.25
4 to 5 ft. B&B _____	5.00	4.25	3.75
<i>scheideckeri</i>			Scheidecker Crab
Semi-double, light pink, green foliage			
4 to 5 ft. _____	2.25	1.90	
5 to 6 ft. _____	3.00	2.55	
6 to 8 ft. B&B _____	5.00	4.25	
<i>sikkimensis</i>			Sikkim Crabapple
3 to 4 ft. _____	1.50	1.35	
4 to 5 ft. _____	2.25	1.90	
5 to 6 ft. _____	3.00	2.55	
<i>soulardi</i>			Soulard Crabapple
4 to 5 ft. _____	2.25	1.90	
<i>theifera</i>			Tea Crab
Single white and pink, green foliage			
5 to 6 ft. _____	2.25		
6 to 7 ft. _____	3.00		
7 to 8 ft. B&B _____	5.00		
<i>zumi calocarpa</i>			Small-fruited Toringo Crab
Single pink, green foliage			
6 to 8 ft. B&B _____	5.00		
1½ to 1¾ in. diameter B&B _____	7.00		
1¾ to 2 in. " B&B _____	9.00		
2 to 2½ in. " B&B _____	11.50		
MYRICA pennsylvanica			Northern Bayberry
12 to 18 in. B&B _____	1.25	1.05	
18 to 24 in. B&B _____	2.00	1.70	
2 to 2½ ft. B&B _____	2.75	2.30	
2½ to 3 ft. B&B _____	3.50	3.00	
NEVIUSIA alabamensis			Snowwreath
3 to 4 ft. _____	1.50		
NYSSA sylvatica			Black Tupelo
3 to 4 ft. _____	1.50		
4 to 5 ft. _____	2.25		
5 to 6 ft. _____	3.00		



	1-4 <u>Each</u>	5-24 <u>Each</u>	25 & Up <u>Each</u>
OXYDENDRUM arboreum			Sourwood
8 to 10 ft. B&B _____	\$ 7.50		
PHELLODENDRON amurense			Amur Corktree
6 to 8 ft. _____	4.50	3.35	
8 to 10 ft. _____	6.00	5.00	
10 to 12 ft. _____	7.50		
PHILADELPHUS coronarius			Sweet Mockorange
3 to 4 ft. _____	.75	.60	.55
4 to 5 ft. _____	1.25	1.05	
coronarius aureus			Golden Philadelphia
18 to 24 in. _____	.75	.60	.55
2 to 3 ft. _____	1.00	.85	.75
lemoinei hybrida			Lemoine Hybrid Mockorange
Argentine			
18 to 24 in. _____	.75		
Glacier			
3 to 4 ft. _____	.75	.60	
4 to 5 ft. _____	1.00	.85	
Lemoinei			
3 to 4 ft. _____	1.00	.85	
Mont Blanc			
4 to 5 ft. _____	1.50	1.35	
Virginal			
4 to 5 ft. _____	1.00	.85	
5 to 6 ft. _____	1.50	1.35	1.10
PHOTINIA sub-umbellata			
5 to 6 ft. _____	1.50	1.35	
villosa			Oriental Photinia
3 to 4 ft. _____	1.00	.85	
4 to 5 ft. _____	1.50	1.35	
villosa laevis			Smooth Oriental Photinia
5 to 6 ft. _____	2.00	1.70	
6 to 7 ft. _____	2.50	2.10	
PHYSOCARPUS monogynus			Mountain Ninebark
3 to 4 ft. _____	1.50	1.35	
4 to 5 ft. _____	2.25	1.90	
PICEA abies			Norway Spruce
2 to 3 ft. B&B _____	3.00	2.55	
3 to 4 ft. B&B _____	4.00	3.40	
4 to 5 ft. B&B _____	5.00	4.25	
5 to 6 ft. B&B _____	6.50	5.50	
6 to 8 ft. B&B _____	9.00		



	<u>1-4</u>	<u>5-24</u>	<u>25 & Up</u>
	<u>Each</u>	<u>Each</u>	<u>Each</u>
PICEA			
abies			
8 to 10 ft.	B&B _____	\$ 13.50	
10 to 12 ft.	B&B _____	17.50	
12 to 15 ft.	B&B _____	25.00	
15 to 18 ft.	B&B _____	35.00	
(For larger sizes see Page 52)			
canadensis (See PICEA glauca)			


glauca		White Spruce
18 to 24 in.	B&B _____	2.50
2 to 2½ ft.	B&B _____	2.10
2½ to 3 ft.	B&B _____	3.00
3 to 3½ ft.	B&B _____	2.55
9 to 10 ft.	B&B _____	3.50
10 to 12 ft.	B&B _____	4.50
12 to 14 ft.	B&B _____	15.00
14 to 16 ft.	B&B _____	20.00
		25.00
		32.50

glauca albertiana		Black Hill or Alberta Spruce
8 to 12 in.	B&B _____	.75
12 to 15 in.	B&B _____	.60
15 to 18 in.	B&B _____	1.00
18 to 24 in.	B&B _____	.85
2 to 2½ ft.	B&B _____	1.75
2½ to 3 ft.	B&B _____	1.45
		2.50
		2.10
		3.25
		2.75
		3.75
		3.15

glauca albertiana conica densa		Dwarf Alberta Spruce
4 to 4½ ft.	B&B _____	16.00
4½ to 5 ft.	B&B _____	20.00

omarika		Serbian Spruce
6 to 7 ft.	B&B _____	15.00
7 to 8 ft.	B&B _____	17.50

pungens		Colorado Spruce
15 to 18 in.	B&B _____	2.50
18 to 24 in.	B&B _____	2.10
2 to 2½ ft.	B&B _____	3.00
2½ to 3 ft.	B&B _____	2.55
7 to 8 ft.	B&B _____	4.00
8 to 9 ft.	B&B _____	3.40
9 to 10 ft.	B&B _____	5.00
10 to 12 ft.	B&B _____	4.25
12 to 15 ft.	B&B _____	22.50
15 to 18 ft.	B&B _____	30.00
		40.00
		50.00
		60.00
		75.00
(For larger sizes see Page 52)		



The Siebenthaler Co. DAYTON, OHIO

	1-4 Each	5-24 Each	25 & Up Each
PICEA			
pungens kosteriana		Koster Blue Spruce	
5 to 6 ft. B&B _____	\$	18.00	
6 to 7 ft. B&B _____		22.50	
7 to 8 ft. B&B _____		27.50	
8 to 9 ft. B&B _____		32.50	
9 to 10 ft. B&B _____		40.00	
10 to 12 ft. B&B _____		48.00	

pungens moerheimi		Moerheim Blue Spruce	
18 to 24 in. B&B _____		5.00	
2 to 2½ ft. B&B _____		7.50	
2½ to 3 ft. B&B _____		9.00	
5 to 6 ft. B&B _____		18.00	
6 to 7 ft. B&B _____		22.50	
7 to 8 ft. B&B _____		27.50	
8 to 9 ft. B&B _____		32.50	
9 to 10 ft. B&B _____		40.00	
10 to 11 ft. B&B _____		50.00	
11 to 12 ft. B&B _____		60.00	
12 to 15 ft. B&B _____		80.00	

(For larger sizes see Page 52)

PINUS banksiana		Jack Pine	
2 to 2½ ft. B&B _____	1.75	1.45	
2½ to 3 ft. B&B _____	2.50	2.10	
3 to 3½ ft. B&B _____	3.25	2.75	
3½ to 4 ft. B&B _____	4.00	3.40	
4 to 4½ ft. B&B _____	5.00	4.25	

montana gallica	
12 to 15 in. B&B _____	2.75
15 to 18 in. B&B _____	3.50
18 to 24 in. B&B _____	4.50

montana uncinata	
12 to 15 in. B&B _____	2.75
15 to 18 in. B&B _____	3.50
18 to 24 in. B&B _____	4.50

mugo mughus		Mugho Pine	
12 to 15 in. spread B&B _____	2.00	1.70	1.50
15 to 18 in. " B&B _____	2.75	2.30	2.00
18 to 24 in. " B&B _____	3.50	3.00	2.60
2 to 2½ ft. " B&B _____	4.50	3.85	
2½ to 3 ft. " B&B _____	6.00		
3 to 3½ ft. " B&B _____	7.50		

nigra		Austrian Pine	
2½ to 3 ft. B&B _____	2.50	2.10	1.85
3 to 3½ ft. B&B _____	3.25	2.75	2.40
3½ to 4 ft. B&B _____	4.00		

(For larger sizes see Page 52)



The Siebenthaler Co. DAYTON, OHIO

	1-4 <u>Each</u>	5-24 <u>Each</u>	25 & Up <u>Each</u>
PINUS			
<i>resinosa</i>			Red Pine
3½ to 4 ft. B&B _____	\$ 4.00	3.40	3.00
4 to 4½ ft. B&B _____	5.00	4.25	
4½ to 5 ft. B&B _____	7.00		
5 to 6 ft. B&B _____	8.50		
(For larger sizes see Page 52)			

<i>strobis</i>			White Pine
2½ to 3 ft. B&B _____	2.50	2.10	
3 to 3½ ft. B&B _____	3.25	2.75	
3½ to 4 ft. B&B _____	4.00	3.40	
4 to 5 ft. B&B _____	5.00	4.25	
5 to 6 ft. B&B _____	6.50	5.50	
7 to 8 ft. B&B _____	10.00	8.50	
8 to 10 ft. B&B _____	12.00	10.20	
10 to 11 ft. B&B _____	17.50	14.75	
11 to 12 ft. B&B _____	22.50	19.00	
12 to 14 ft. B&B _____	30.00	25.00	
(For larger sizes see Page 52)			

<i>sylvestris</i>			Scotch Pine
3½ to 4 ft. B&B _____	3.75	3.15	2.70
4 to 5 ft. B&B _____	5.00	4.25	3.75
5 to 6 ft. B&B _____	7.00	5.95	
6 to 7 ft. B&B _____	8.50	7.20	
7 to 8 ft. B&B _____	10.00	8.50	
8 to 10 ft. B&B _____	12.50	10.50	
10 to 12 ft. B&B _____	15.00	12.75	
(For larger sizes see Page 52)			

PLATANUS occidentalis			American Planetree
8 to 10 ft. _____	2.75	2.30	
1¼ to 1½ in. diameter _____	3.50	3.00	
1½ to 1¾ in. " _____	4.50	3.85	
1¾ to 2 in. " _____	6.00	5.10	
2 to 2½ in. " _____	7.50		
2½ to 3 in. " _____	10.00		
(For larger sizes see Page 52)			

<i>orientalis</i>			Oriental Planetree
6 to 8 ft. _____	1.50	1.35	
8 to 10 ft. _____	2.75	2.30	
1¼ to 1½ in. diameter _____	3.50	3.00	
1½ to 1¾ in. " _____	4.50	3.85	
1¾ to 2 in. " _____	6.00	5.10	
2 to 2½ in. " _____	7.50		
2½ to 3 in. " _____	10.00		
(For larger sizes see Page 53)			

POPULUS bolleana			Bolleana Poplar
8 to 10 ft. _____	2.50	2.10	
10 to 12 ft. _____	3.25	2.75	
2 to 2½ in. diameter _____	4.50	3.85	

<i>nigra italica</i>			Lombardy Poplar
8 to 10 ft. _____	2.00		
10 to 12 ft. _____	3.00		
12 to 15 ft. _____	4.50		



	1-4 <u>Each</u>	5-24 <u>Each</u>	25 & Up <u>Each</u>
PRUNUS americana		American Plum	
3 to 4 ft. _____	\$.75	.60	
4 to 5 ft. _____	1.00	.85	
5 to 6 ft. _____	1.50	1.35	
cistena		Flowering Plum	
4 to 5 ft. _____	2.00	1.70	
5 to 6 ft. _____	3.50		
6 to 8 ft. _____	5.00		
glandulosa		Flowering Almond	
2 to 3 ft. _____	1.00	.85	
3 to 4 ft. _____	1.50		
lannesiana erecta		Hitoye Cherry (Amonogawa)	
6 to 7 ft. B&B _____	6.00		
7 to 8 ft. B&B _____	7.50		
lannesiana sirotae		Mount Fuji Cherry	
8 to 10 ft. B&B _____	10.00		
pissardi flore plena			
6 to 8 ft. B&B _____	6.00		
serrulata sachalinensis sekiyama		Kwanzan Flowering Cherry	
6 to 8 ft. B&B _____	7.50		
8 to 10 ft. B&B _____	10.00		
sieboldi		Siebold Cherry - Naden	
8 to 10 ft. B&B _____	10.00		
subhirtella autumnalis		Autumn Flowering Cherry	
8 to 10 ft. B&B _____	10.00		
subhirtella pendula flore plena		Double Weeping Cherry	
6 to 8 ft. B&B _____	10.00		
8 to 10 ft. B&B _____	12.50		
tomentosa		Nanking Cherry	
5 to 6 ft. _____	2.50		
triloba		Flowering Plum	
4 to 5 ft. _____	2.00		
5 to 6 ft. _____	3.00		
virginiana		Chokecherry	
4 to 5 ft. _____	1.50		
5 to 6 ft. _____	2.50		
yedoensis		Yoshino Cherry	
6 to 8 ft. B&B _____	7.50		



	1-4 Each	5-24 Each	25 & Up Each
PSEUDOTSUGA taxifolia			
		Douglas Fir	
5 to 6 ft. B&B _____	\$ 6.50		
6 to 7 ft. B&B _____	7.50	6.35	
7 to 8 ft. B&B _____	9.00	7.65	
8 to 9 ft. B&B _____	10.50	9.00	
9 to 10 ft. B&B _____	12.50	10.50	
10 to 12 ft. B&B _____	16.00		
12 to 15 ft. B&B _____	22.50		
15 to 18 ft. B&B _____	30.00		

PYRACANTHA coccinea lalandi		Laland Firethorn
2 to 3 ft. B&B _____	3.00	2.55

coccinea pauciflora		Sparse Firethorn
18 to 24 in. B&B _____	2.00	1.70
2 to 2½ ft. B&B _____	2.50	2.10
2½ to 3 ft. B&B _____	3.50	3.00

royali		
2 to 3 ft. B&B _____	3.00	2.55
3 to 4 ft. B&B _____	4.50	3.85

QUERCUS alba		White Oak
4 to 5 ft. _____	2.00	
5 to 6 ft. _____	2.75	
6 to 8 ft. _____	3.50	
1¼ to 1½ in. diameter _____	5.00	
1½ to 1¾ in. " _____	6.50	
1¾ to 2 in. " _____	8.50	
2 to 2½ in. " _____	11.50	
2½ to 3 in. " _____	16.00	

(For larger sizes see Page 53)


bicolor		Swamp White Oak
4 to 5 ft. _____	2.00	1.70
5 to 6 ft. _____	2.75	2.30
6 to 8 ft. _____	3.50	3.00
1¼ to 1½ in. diameter _____	5.00	4.25
1½ to 1¾ in. " _____	6.50	5.50
1¾ to 2 in. " _____	8.50	7.20
2 to 2½ in. " _____	11.50	9.75
2½ to 3 in. " _____	16.00	13.60

borealis		Northern Red Oak
6 to 8 ft. _____	3.50	3.00
1¼ to 1½ in. diameter _____	4.50	3.85
1½ to 1¾ in. " _____	6.00	5.10
1¾ to 2 in. " _____	7.50	6.35
2 to 2½ in. " _____	10.00	8.50
2½ to 3 in. " _____	15.00	12.75

(For larger sizes see Page 53)



	1-4 Each	5-24 Each	25 & Up Each
QUERCUS			
<i>coccinea</i>			Scarlet Oak
5 to 6 ft. _____	3.00	2.55	
6 to 8 ft. _____	4.00	3.40	
1 $\frac{1}{4}$ to 1 $\frac{1}{2}$ in. diameter _____	5.00	4.25	
1 $\frac{1}{2}$ to 1 $\frac{3}{4}$ in. " _____	6.50	5.50	
1 $\frac{3}{4}$ to 2 in. " _____	8.50	7.20	
2 to 2 $\frac{1}{2}$ in. " _____	11.00		
	(For larger sizes see Page 53)		
<i>falcata</i>			Southern Red Oak
6 to 8 ft. _____	3.50		
1 $\frac{1}{4}$ to 1 $\frac{1}{2}$ in. diameter _____	5.00		
1 $\frac{1}{2}$ to 1 $\frac{3}{4}$ in. " _____	6.50		
1 $\frac{3}{4}$ to 2 in. " _____	8.50		
2 to 2 $\frac{1}{2}$ in. " _____	11.50		
<i>imbricaria</i>			Shingle Oak
2 to 3 ft. _____	1.00		
3 to 4 ft. _____	2.00		
6 to 8 ft. _____	3.50		
1 $\frac{1}{4}$ to 1 $\frac{1}{2}$ in. diameter _____	5.00		
<i>macrocarpa</i>			Bur Oak
5 to 6 ft. _____	2.75		
6 to 8 ft. _____	3.50		
1 $\frac{1}{4}$ to 1 $\frac{1}{2}$ in. diameter _____	5.00		
1 $\frac{1}{2}$ to 1 $\frac{3}{4}$ in. " _____	6.50		
<i>palustris</i>			Pin Oak
5 to 6 ft. _____	1.50	1.35	
6 to 8 ft. _____	2.25	1.90	
8 to 10 ft. _____	3.00	2.55	
1 $\frac{1}{4}$ to 1 $\frac{1}{2}$ in. diameter _____	3.75	3.15	
1 $\frac{1}{2}$ to 1 $\frac{3}{4}$ in. " _____	4.75	4.00	
1 $\frac{3}{4}$ to 2 in. " _____	6.00	5.10	
2 to 2 $\frac{1}{2}$ in. " _____	8.00	6.80	
2 $\frac{1}{2}$ to 3 in. " _____	11.50	9.75	
	(For larger sizes see Page 53)		
<i>phellos</i>			Willow Oak
5 to 6 ft. _____	2.75	2.30	
6 to 8 ft. _____	3.50	3.00	
1 $\frac{1}{4}$ to 1 $\frac{1}{2}$ in. diameter _____	5.00		
1 $\frac{1}{2}$ to 1 $\frac{3}{4}$ in. " _____	6.50		
1 $\frac{3}{4}$ to 2 in. " _____	8.50		
2 to 2 $\frac{1}{2}$ in. " _____	11.50		
	(For larger sizes see Page 54)		
<i>robur</i>			English Oak
5 to 6 ft. _____	2.75		
6 to 8 ft. _____	3.50		
1 $\frac{1}{4}$ to 1 $\frac{1}{2}$ in. diameter _____	5.00		
1 $\frac{1}{2}$ to 1 $\frac{3}{4}$ in. " _____	6.50		
1 $\frac{3}{4}$ to 2 in. " _____	8.50		
2 to 2 $\frac{1}{2}$ in. " _____	11.50		
2 $\frac{1}{2}$ to 3 in. " _____	16.00		



	<u>1-4</u> <u>Each</u>	<u>5-24</u> <u>Each</u>	<u>25 & Up</u> <u>Each</u>
QUERCUS			
robur fastigiata	Pyramidal English Oak		
3 to 4 ft. B&B _____	\$ 4.50		
4 to 5 ft. B&B _____	6.00	5.10	
5 to 6 ft. B&B _____	7.50	6.35	
6 to 8 ft. B&B _____	10.00		
8 to 10 ft. B&B _____	13.50		
10 to 12 ft. B&B _____	17.50		
12 to 15 ft. B&B _____	22.50		
15 to 18 ft. B&B _____	30.00		
rubra (See QUERCUS borealis)			
shumardi		Texas Red Oak	
4 to 5 ft. _____	2.00	1.70	
5 to 6 ft. _____	2.75	2.30	
6 to 8 ft. _____	3.50	3.00	
1 $\frac{1}{4}$ to 1 $\frac{1}{2}$ in. diameter _____	5.00	4.25	
1 $\frac{3}{8}$ to 1 $\frac{3}{4}$ in. " _____	6.50	5.50	
1 $\frac{3}{4}$ to 2 in. " _____	8.50	7.20	
(For larger sizes see Page 54)			
RHAMNUS cathartica		Common Buckthorn	
5 to 6 ft. _____	.85	.70	.60
6 to 7 ft. _____	1.00	.85	.75
7 to 8 ft. _____	1.50	1.35	1.10
frangula		Glossy Buckthorn	
4 to 5 ft. _____	.75	.60	
5 to 6 ft. _____	1.00	.85	.75
RHODOTYPUS scandens		Black Jetbead	
4 to 5 ft. _____	1.50	1.35	
RHUS aromatic		Fragrant Sumac	
4 to 5 ft. _____	1.00	.85	
5 to 6 ft. _____	1.50	1.35	
glabra cismontana		Rocky Mountain Smooth Sumac	
4 to 5 ft. _____	1.00	.85	
5 to 6 ft. _____	1.50	1.35	
trilobata		Lemonade Sumac	
2 to 2 $\frac{1}{2}$ ft. _____	1.00		
typhina laciniata		Shredded Sumac	
4 to 5 ft. _____	1.50		
5 to 6 ft. _____	2.50		
RIBES alpinum		Mountain Currant	
15 to 18 in. _____	.60	.50	.45
18 to 24 in. _____	.75	.60	.55
2 to 2 $\frac{1}{2}$ ft. _____	1.00	.85	.75
(For B&B prices see Page 3)			



	1-4	5-24	25 & Up
	Each	Each	Each
ROBINIA hispida		Rose	Acacia
2 to 3 ft. _____	\$.75		
3 to 4 ft. _____	1.25		
4 to 5 ft. _____	2.00		

pseudo-acacia		Black Locust	
3 to 10 ft. _____	1.50	1.35	1.10
1 $\frac{1}{4}$ to 1 $\frac{1}{2}$ in. diameter _____	2.50	2.10	1.85
1 $\frac{3}{8}$ to 1 $\frac{3}{4}$ in. " _____	3.25	2.75	2.40
1 $\frac{3}{4}$ to 2 in. " _____	4.50	3.85	3.35
2 to 2 $\frac{1}{2}$ in. " _____	6.00	5.10	
2 $\frac{1}{2}$ to 3 in. " _____	7.50	6.35	

pseudo-acacia rectissima		Shipmast Locust	
4 to 5 ft. _____	1.00		
5 to 6 ft. _____	1.50		
6 to 8 ft. _____	2.25		
8 to 10 ft. _____	3.50		
10 to 12 ft. _____	5.00		

ROSA hugonis		Father Hugo Rose	
2 to 3 ft. _____	1.25	1.05	
3 to 4 ft. _____	2.00	1.70	

spinosissima		Scotch Rose	
18 to 24 in. _____	.85	.70	
2 to 2 $\frac{1}{2}$ ft. _____	1.25	1.05	


For Garden Roses
 Hybrid Tea
 Polyantha
 Floribunda
 Climbing
 Ask for Special Rose List

SALIX elegantissima		Thurlow Weeping Willow	
6 to 8 ft. _____	1.50	1.35	
8 to 10 ft. _____	2.50	2.10	
10 to 12 ft. _____	3.50	3.00	
1 $\frac{1}{2}$ to 2 in. diameter _____	5.00	4.25	
2 to 2 $\frac{1}{2}$ in. " _____	7.50		

matsudana tortuosa		Marcel or Corkscrew Willow	
10 to 12 ft. B&B _____	7.50		

purpurea nana		Dwarf Purple Osier	
2 to 3 ft. _____	1.00	.85	
3 to 4 ft. _____	2.00	1.70	

SOPHORA japonica		Japanese Pagodatree	
2 to 3 ft. _____	1.00	.85	.75
3 to 4 ft. _____	1.50	1.35	1.10
4 to 5 ft. _____	2.50	2.10	1.85



	1-4 Each	5-24 Each	25 & Up Each
SORBARIA arborea glabrata	Smooth Tree Falsespirea		
5 to 6 ft. _____	\$ 2.50		
SORBUS aucuparia	European Mountain Ash		
8 to 10 ft. _____	2.50		
1 $\frac{1}{4}$ to 1 $\frac{1}{2}$ in. diameter _____	3.50		
1 $\frac{3}{8}$ to 1 $\frac{1}{2}$ in. " _____	5.00		
1 $\frac{5}{8}$ to 2 in. " _____	7.50		
SPIRAEA albiflora	Japanese White Spirea		
2 to 2 $\frac{1}{2}$ ft. _____	1.00	.85	
bumalda Anthony Waterer	Anthony Waterer Spirea		
18 to 24 in. _____	.75	.60	
bumalda wallufi	Walluf Spirea		
18 to 24 in. _____	1.00		
prunifolia	Bridalwreath		
4 to 5 ft. _____	1.50	1.35	
vanhouttei	Vanhoutte Spirea		
2 to 3 ft. _____	.60	.50	.45
3 to 4 ft. _____	1.00	.85	.75
4 to 5 ft. _____	1.50	1.35	
SYMPHORICARPUS chenaulti	Chenault Coralberry		
3 to 4 ft. _____	1.00	.85	.75
orbiculatus (vulgaris)	Coralberry		
2 to 3 ft. _____	.50	.42	.37
3 to 4 ft. _____	.75	.60	.55
SYRINGA chinensis (rothomagensis)	Chinese Lilac		
3 to 4 ft. _____	1.25	1.05	.90
4 to 5 ft. _____	2.00	1.70	1.50
oblata (dilatata)	Early Lilac		
5 to 6 ft. _____	2.50	2.10	
villosa	Late Lilac		
5 to 6 ft. _____	1.50		
6 to 8 ft. _____	2.50		
vulgaris	Common Lilac		
3 to 4 ft. _____	.85	.70	.60
4 to 5 ft. _____	1.50	1.35	1.10
5 to 6 ft. _____	2.25	1.90	1.65
6 to 7 ft. _____	4.00	3.40	
7 to 8 ft. _____	6.00	5.10	
vulgaris alba	White Common Lilac		
18 to 24 in. _____	.50	.42	
2 to 3 ft. _____	.75	.60	



1-4 5-24 25 & Up
Each Each Each


SYRINGA

The following named varieties of hybrid lilacs:
 (For B&B see schedule of prices Page 3)

Aline Mocqueris		
2 to 3 ft.	_____	\$ 1.00
3 to 4 ft.	_____	1.50
Alphonse Lavallee	Double clear lavender-violet	
4 to 5 ft.	_____	3.00
Buffon	Single mauve-pink	
4 to 5 ft.	_____	3.00
Capt. Baltet	Single purple-lilac	
18 to 24 in.	_____	1.00
2 to 3 ft.	_____	1.50
3 to 4 ft.	_____	2.25
Chas. Joly	Double, dark violet-purple	
2 to 3 ft.	_____	1.00
3 to 4 ft.	_____	1.50
4 to 5 ft.	_____	2.50
Christophe Columb	Single lilac, buds light purple	
18 to 24 in.	_____	1.00
Claude Bernard	Double or semi-double mauve-lilac	
5 to 6 ft.	_____	3.50
Descaines	Single orchid-pink	
4 to 5 ft.	_____	3.00
Diderot	Single, very deep red	
18 to 24 in.	_____	1.00 .85
3 to 4 ft.	_____	2.25
Edouard Andre	Double clear rose	
4 to 5 ft.	_____	3.00
Etna	Single deep claret purple	
2 to 3 ft.	_____	1.50
3 to 4 ft.	_____	2.25
General Pershing	Double light pink	
18 to 24 in.	_____	1.00
2 to 3 ft.	_____	1.50
3 to 4 ft.	_____	2.25
4 to 5 ft.	_____	3.00
Grand-Duc Constantin	Double pale lilac	
4 to 5 ft.	_____	3.00
5 to 6 ft.	_____	4.00
Hugo Koster	Single bluish violet	
3 to 4 ft.	_____	2.25
4 to 5 ft.	_____	3.00
Katherine Havemeyer	Double cobalt blue	
2 to 3 ft.	_____	1.50
Lamartine	Semi-double, rosy mauve, early blooming	
4 to 5 ft.	_____	2.50
5 to 6 ft.	_____	3.50
6 to 8 ft.	_____	6.00
Leon Gambetta	Double lilac-rose	
18 to 24 in.	_____	1.00
Leon Simon	Double lilac-pink	
3 to 4 ft.	_____	2.25
4 to 5 ft.	_____	3.00



	<u>1-4</u>	<u>5-24</u>	<u>25 & Up</u>
	<u>Each</u>	<u>Each</u>	<u>Each</u>
SYRINGA			
Lucie Baltet	Single, pale flesh color		
18 to 24 in.	\$ 1.00		
2 to 3 ft.	1.50		
3 to 4 ft.	2.25		
Ludwig Spaeth	Single, deep maroon red		
18 to 24 in.	.75		
3 to 4 ft.	1.50		
4 to 5 ft.	2.50		
Lutece			
4 to 5 ft.	3.00		
Marechal Foch	Single, deep rosy pink		
18 to 24 in.	1.00		
2 to 3 ft.	1.50		
3 to 4 ft.	2.25		
Marechal Lannes	Semi-double bluish violet		
3 to 4 ft.	2.25		
4 to 5 ft.	3.00		
Marie Finon			
2 to 3 ft.	1.50		
Maurice Barres	Single, pale azure lilac		
4 to 5 ft.	3.00		
Miss Ellen Wilmot			Double white
3 to 4 ft.	2.25		
Mme. Felix			Single white early
2 to 3 ft.	1.50		
3 to 4 ft.	2.25		
Mme. Francisque Morel			
	Double, immense clusters of ashy blue		
5 to 6 ft.	4.00		
Mme. Lemoine			Double, pure white
2 to 3 ft.	1.00	.85	
5 to 6 ft.	3.50		
Monge	Single, dark reddish purple		
18 to 24 in.	1.00		
3 to 4 ft.	2.25		
Montaigne	Double, pinkish mauve		
3 to 4 ft.	1.50	1.35	
5 to 6 ft.	3.50		
Pascal	Single, light mauve pink		
5 to 6 ft.	4.00		
Paul Thirion	Double, rosy lavender, tinged claret		
3 to 4 ft.	2.25		
4 to 5 ft.	3.00		
President Carnot	Double, light lilac-blue		
4 to 5 ft.	3.00		
President Grevy			Double blue
2 to 3 ft.	1.00		
3 to 4 ft.	1.50		
4 to 5 ft.	2.50		
President Lincoln	Single, deep wedgewood blue		
18 to 24 in.	1.00		
President Loubet	Semi-double, red-violet		
2 to 3 ft.	1.50		
4 to 5 ft.	3.00		




The Siebenthaler Co. DAYTON, OHIO

	1-4 <u>Each</u>	5-24 <u>Each</u>	25 & Up <u>Each</u>	
SYRINGA				
Reaumur		Single violet-carmine		
3 to 4 ft. _____		\$ 2.25		
Renoncule		Double, fragrant, even blue		
5 to 6 ft. _____		4.00		
Vauban		Double, light lilac-pink		
3 to 4 ft. _____		2.25		
5 to 6 ft. _____		4.00		
Vestale		Single, pure white		
18 to 24 in. _____		1.00		
2 to 3 ft. _____		1.50		
3 to 4 ft. _____		2.25		
Waldeck-Rousseau		Double, deep violet		
3 to 4 ft. _____		2.25		
TAMARIX pentandra		Fivestamen Tamarix		
3 to 4 ft. _____		1.00		
4 to 5 ft. _____		1.50		
TAXODIUM distichum		Bald Cypress		
5 to 6 ft. B&B _____		5.00		
6 to 8 ft. B&B _____		7.50		
8 to 10 ft. B&B _____		10.00		
10 to 12 ft. B&B _____		15.00		
TAXUS baccata fastigiata		Irish Yew		
2 to 2½ ft. B&B _____		6.00	5.10	
2½ to 3 ft. B&B _____		9.00	7.65	
3 to 3½ ft. B&B _____		12.00	10.00	
3½ to 4 ft. B&B _____		15.00	12.75	
baccata micheli		Spreading Michel Yew		
15 to 18 in. _____		3.50	3.00	
baccata repandens		Spreading English Yew		
12 to 15 in. spread B&B _____		3.00	2.55	2.25
15 to 18 in. " B&B _____		4.00	3.40	3.00
18 to 24 in. " B&B _____		5.50	4.65	4.15
2 to 2½ ft. " B&B _____		7.00	6.00	5.25
2½ to 3 ft. " B&B _____		9.00	7.65	
brevicata				
18 to 24 in. B&B _____		5.00		
canadensis compacta		Dwarf Canada Yew		
15 to 18 in. B&B _____		4.50		
18 to 24 in. B&B _____		6.00		
cuspidata		Spreading Japanese Yew		
15 to 18 in. spread B&B _____		3.50	3.00	
18 to 24 in. " B&B _____		4.50	3.85	
2 to 2½ ft. " B&B _____		6.00	5.10	
2½ to 3 ft. " B&B _____		9.00	7.65	
3 to 3½ ft. " B&B _____		12.50	10.50	
3½ to 4 ft. " B&B _____		16.00	13.60	



The Siebenthaler Co. DAYTON, OHIO

		<u>1-4</u> <u>Each</u>	<u>5-24</u> <u>Each</u>	<u>25 & Up</u> <u>Each</u>
TAXUS				
<i>cuspidata</i>				
4 to 4½ ft. spread	B&B—\$	22.50	19.15	
4½ to 5 ft.	" B&B—	30.00		
5 to 6 ft.	" B&B—	37.50		
6 to 7 ft.	" B&B—	50.00		
<i>cuspidata</i> Browni Browns Yew				
18 to 24 in.	B&B—	6.00		
<i>cuspidata capitata</i> Upright Japanese Yew				
Dark green from cuttings				
2 to 2½ ft. high	B&B—	5.00	4.25	
2½ to 3 ft.	" B&B—	6.00	5.10	
3 to 3½ ft.	" B&B—	7.25	6.25	
3½ to 4 ft.	" B&B—	8.50	7.20	
4 to 4½ ft.	" B&B—	10.00	8.50	
4½ to 5 ft.	" B&B—	12.50	10.50	
5 to 6 ft.	" B&B—	16.00	13.60	
6 to 7 ft.	" B&B—	22.50		
7 to 8 ft.	" B&B—	30.00		
8 to 9 ft.	" B&B—	40.00		
<i>cuspidata dutuileri</i>				
18 to 24 in.	B&B—	4.50	3.85	
2 to 2½ ft.	B&B—	6.00	5.10	
<i>cuspidata intermedia</i> Compact Japanese Yew				
15 to 18 in. spread	B&B—	4.50	3.85	
18 to 24 in.	" B&B—	6.00	5.10	
2 to 2½ ft.	" B&B—	8.50	7.20	
2½ to 3 ft.	" B&B—	12.00	10.20	
3 to 3½ ft.	" B&B—	16.00		
3½ to 4 ft.	" B&B—	22.50		
4 to 4½ ft.	" B&B—	30.00		
4½ to 5 ft.	" B&B—	40.00		
5 to 5½ ft.	" B&B—	50.00		
<i>cuspidata intermedia fastigiata</i> Upright Improved Japanese Yew				
5 to 6 ft.	B&B—	30.00		
6 to 7 ft.	B&B—	40.00		
7 to 8 ft.	B&B—	55.00		
<i>cuspidata nana (brevifolia)</i> Dwarf Japanese Yew				
15 to 18 in. spread	B&B—	5.00		
18 to 24 in.	" B&B—	7.50		
<i>cuspidata prostrata</i> Prostrate Japanese Yew				
15 to 18 in.	B&B—	4.50		
<i>cuspidata robusta</i>				
15 to 18 in.	B&B—	3.50		
18 to 24 in.	B&B—	4.50		



	1-4 <u>Each</u>	5-24 <u>Each</u>	25 & Up <u>Each</u>
TAXUS			
cuspidata Thayeri		Thayer Yew	
15 to 18 in. B&B _____	\$ 3.50	3.00	
18 to 24 in. B&B _____	4.50	3.85	
2 to 2½ ft. B&B _____	6.00	5.10	
4 to 4½ ft. B&B _____	22.50		
4½ to 5 ft. B&B _____	30.00		
5 to 6 ft. B&B _____	37.50		
6 to 7 ft. B&B _____	50.00		
cuspidata vermeulen		Vermoulen Yew	
3 to 3½ ft. B&B _____	10.00		
3½ to 4 ft. B&B _____	12.50		
media		Anglojap Yew	
4 to 4½ ft. B&B _____	15.00		
4½ to 5 ft. B&B _____	20.00		
5 to 6 ft. B&B _____	27.50		
6 to 7 ft. B&B _____	35.00		
media andersoni		Anderson Yew	
15 to 18 in. B&B _____	3.50	3.00	
18 to 24 in. B&B _____	4.50	3.85	
2 to 2½ ft. B&B _____	6.00	5.10	
media columnaris			
2½ to 3 ft. B&B _____	7.50		
media hatfieldi		Upright Hatfield Yew	
18 to 24 in. high B&B _____	5.00	4.25	
2 to 2½ ft. " B&B _____	6.50	5.50	
2½ to 3 ft. " B&B _____	8.00	6.80	
3 to 3½ ft. " B&B _____	10.00	8.50	
3½ to 4 ft. " B&B _____	13.50		
4 to 4½ ft. " B&B _____	17.50		
4½ to 5 ft. " B&B _____	22.50		
5 to 6 ft. " B&B _____	27.50		
media hatfieldi spreading		Spreading Hatfield Yew	
2 to 2½ ft. B&B _____	9.00	7.65	
2½ to 3 ft. B&B _____	12.50	10.50	
media hicksi		Hicks Yew	
15 to 18 in. high B&B _____	1.50	1.35	
15 to 18 in. bushy B&B _____	2.25	1.90	
18 to 24 in. high B&B _____	2.25	1.90	
18 to 24 in. bushy B&B _____	3.00	2.55	
2 to 2½ ft. B&B _____	4.00	3.40	
2½ to 3 ft. B&B _____	5.25	4.45	
3 to 3½ ft. B&B _____	7.00	5.95	
3½ to 4 ft. B&B _____	10.00	8.50	
4 to 4½ ft. B&B _____	15.00		
4½ to 5 ft. B&B _____	20.00		
5 to 6 ft. B&B _____	27.50		



The Siebenthaler Co. DAYTON, OHIO

	<u>1-4</u>	<u>5-24</u>	<u>25 & Up</u>
	<u>Each</u>	<u>Each</u>	<u>Each</u>
TAXUS			
media kelseyi			Kelsey Yew
3 to 4 ft. B&B _____			\$ 10.00
media pyramidalis			Pyramidal Yew
15 to 18 in. B&B _____			3.50
THUJA occidentalis			
		American Arborvitae	
3 to 3½ ft. B&B _____	3.25	2.75	2.40
3½ to 4 ft. B&B _____	4.00	3.40	3.00
4 to 4½ ft. B&B _____	5.00	4.25	3.75
4½ to 5 ft. B&B _____	6.00	5.10	
6 to 7 ft. B&B _____	10.00	8.50	
7 to 8 ft. B&B _____	12.50	10.50	
8 to 9 ft. B&B heavy _____	15.00	12.75	
9 to 10 ft. B&B heavy _____	20.00	17.00	
10 to 12 ft. B&B heavy _____	27.50		
occidentalis lutea			
		George Peabody Arborvitae	
8 to 9 ft. B&B _____	15.00		
9 to 10 ft. B&B _____	20.00		
10 to 12 ft. B&B _____	27.50		
occidentalis pyramidalis			
		Pyramidal Arborvitae	
18 to 24 in. B&B _____	1.75	1.45	1.30
2 to 2½ ft. B&B _____	2.50	2.10	1.85
2½ to 3 ft. B&B _____	3.25	2.75	2.40
3 to 3½ ft. B&B _____	4.00	3.40	3.00
3½ to 4 ft. B&B _____	5.00	4.25	3.75
12 to 14 ft. B&B _____	20.00	17.00	
14 to 16 ft. B&B _____	30.00	25.00	
occidentalis reidi			
		Reid Arborvitae	
15 to 18 in. B&B _____	1.50	1.35	
18 to 24 in. B&B _____	2.25	1.90	
occidentalis viridis			
		Dark Green American Arborvitae	
3 to 3½ ft. B&B _____	4.00	3.40	3.00
3½ to 4 ft. B&B _____	5.00	4.25	3.75
4 to 4½ ft. B&B _____	6.00	5.10	4.50
4½ to 5 ft. B&B _____	7.50	6.35	5.60
occidentalis woodwardi			
		Woodward Arborvitae	
12 to 15 in. B&B _____	1.25	1.05	
15 to 18 in. B&B _____	2.00	1.70	
18 to 24 in. B&B _____	3.00	2.55	
orientalis			
		Chinese Arborvitae	
3 to 3½ ft. B&B _____	2.50	2.10	1.85
3½ to 4 ft. B&B _____	3.50	3.00	2.60
4 to 4½ ft. B&B _____	4.50	3.85	3.35
4½ to 5 ft. B&B _____	5.50	4.65	4.10



The Siebenthaler Co. DAYTON, OHIO

	1-4 Each	5-24 Each	25 & Up Each
THUJA			
<i>orientalis aurea nana</i> Berckmans Golden Arborvitae			
15 to 18 in. B&B _____	\$ 2.25	1.90	1.65
18 to 24 in. B&B _____	3.00	2.55	2.25
2 to 2½ ft. B&B _____	3.75	3.15	2.70
<i>orientalis aurea nana compacta</i> Dwarf Berckmans Arborvitae			
15 to 18 in. B&B _____	2.75		
18 to 24 in. B&B _____	3.50		
<i>orientalis columnaris</i> Columnar Chinese Arborvitae			
18 to 24 in. B&B _____	2.25	1.90	1.65
2 to 2½ ft. B&B _____	3.00	2.55	2.25
2½ to 3 ft. B&B _____	3.75	3.15	2.70
3 to 3½ ft. B&B _____	4.50	3.85	3.35
<i>plicata elegantissima</i> Golden Giant Arborvitae			
3 to 3½ ft. B&B _____	3.25	2.75	
3½ to 4 ft. B&B _____	4.00	3.40	
4 to 4½ ft. B&B _____	5.00	4.25	
4½ to 5 ft. B&B _____	6.00	5.10	
TILIA cordata Littleleaf European Linden			
6 to 8 ft. _____	2.50	2.10	
8 to 10 ft. _____	3.25	2.75	
1¼ to 1½ in. diameter _____	4.00	3.40	
1½ to 1¾ in. " _____	5.50	4.65	
1¾ to 2 in. " _____	7.50	6.35	
2 to 2½ in. " _____	10.00	8.50	
2½ to 3 in. " _____	12.50	10.50	
(For larger sizes see Page 54)			
<i>parvifolia</i>			
6 to 8 ft. _____	2.50		
8 to 10 ft. _____	3.25		
1¼ to 1½ in. diameter _____	4.00	3.60	
1½ to 1¾ in. " _____	5.50	4.65	
1¾ to 2 in. " _____	7.50	6.35	
<i>platyphyllos</i> Bigleaf Linden			
6 to 8 ft. _____	2.00	1.70	
8 to 10 ft. _____	2.75	2.30	
<i>platyphyllos pyramidalis</i> Pyramidal European Linden			
8 to 10 ft. _____	4.00	3.40	
1¼ to 1½ in. diameter _____	5.00	4.25	
1½ to 1¾ in. " _____	6.50	5.50	
1¾ to 2 in. " _____	8.00	6.80	
(For larger sizes see Page 54)			
<i>tomentosa</i> Silver Linden			
6 to 8 ft. _____	3.00	2.55	
8 to 10 ft. _____	3.50	3.00	
2 to 2½ in. diameter _____	10.00		
2½ to 3 in. " _____	15.00		
(For larger sizes see Page 54)			



The Siebenthaler Co. DAYTON, OHIO

	1-4	5-24	25 & Up
	<u>Each</u>	<u>Each</u>	<u>Each</u>
TSUGA canadensis		Canada	Hemlock
2 to 2½ ft. B&B _____	\$ 3.00	2.55	
2½ to 3 ft. B&B _____	3.75	3.15	
3 to 3½ ft. B&B _____	4.50	3.85	
3½ to 4 ft. B&B _____	5.50	4.65	
4 to 4½ ft. B&B _____	6.50	5.50	
4½ to 5 ft. B&B _____	7.50	6.35	
5 to 6 ft. B&B _____	9.00	7.65	
6 to 7 ft. B&B _____	11.00	9.35	
7 to 8 ft. B&B _____	15.00	12.75	
8 to 10 ft. B&B _____	20.00		
10 to 12 ft. B&B _____	25.00		
12 to 14 ft. B&B _____	32.50		

canadensis sargentii	Sargent Weeping Hemlock
2 to 2½ ft. B&B _____	6.00
2½ to 3 ft. B&B _____	7.50
3 to 3½ ft. B&B _____	10.00

ULMUS americana	American Elm
6 to 8 ft. _____	1.25 1.05 .90
8 to 10 ft. _____	1.50 1.35 1.10
1¼ to 1½ in. diameter _____	2.00 1.70
1½ to 1¾ in. " _____	2.50 2.10
1¾ to 2 in. " _____	3.50 3.00 2.60
2 to 2½ in. " _____	5.00 4.25 3.75
(For larger sizes see Page 55)	

americana Lake City	Lake City Elm
1½ to 2 in. diameter _____	6.00 5.10
2 to 2½ in. " _____	7.50 6.35
2½ to 3 in. " _____	10.00 8.50

americana littlefordi	Littleford Elm
1½ to 1¾ in. diameter _____	4.50 3.85
1¾ to 2 in. " _____	6.00 5.10
2 to 2½ in. " _____	7.50 6.35
2½ to 3 in. " _____	10.00 8.50
(For larger sizes see Page 55)	


americana moline	Moline Elm
1¼ to 1½ in. diameter _____	3.00 2.55
1½ to 1¾ in. " _____	4.50 3.85
1¾ to 2 in. " _____	6.00 5.10
2 to 2½ in. " _____	7.50 6.35
2½ to 3 in. " _____	10.00 8.50
(For larger sizes see Page 55)	

americana urni	Vase-shaped Elm
1¼ to 1½ in. diameter _____	3.00 2.55
1½ to 1¾ in. " _____	4.50 3.85
1¾ to 2 in. " _____	6.00 5.10
2 to 2½ in. " _____	7.50 6.35
2½ to 3 in. " _____	10.00 8.50
(For larger sizes see Page 55)	

campestris (See ULMUS procera)



	1-4 Each	5-24 Each	25 & Up Each
ULMUS			
foliacea			
1 $\frac{1}{4}$ to 1 $\frac{1}{2}$ in. diameter	\$ 3.25	2.75	2.40
1 $\frac{3}{8}$ to 1 $\frac{3}{4}$ in. "	4.50	3.85	3.35
1 $\frac{3}{4}$ to 2 in. "	6.00	5.10	4.50
2 to 2 $\frac{1}{2}$ in. "	8.00	6.30	6.00
2 $\frac{1}{2}$ to 3 in. "	11.00	9.35	8.25
Smoothleaf Elm			
fulva			
1 $\frac{1}{2}$ to 1 $\frac{3}{4}$ in. diameter	4.50	3.85	
1 $\frac{3}{4}$ to 2 in. "	6.00	5.10	
2 to 2 $\frac{1}{2}$ in. "	7.50	6.35	
2 $\frac{1}{2}$ to 3 in. "	10.00	8.50	
Slippery Elm			
hollandica			
3 to 4 ft.	1.00	.85	.75
4 to 5 ft.	1.25	1.05	.90
5 to 6 ft.	1.50	1.35	1.10
Dutch Elm			
hybrida (fulva x pumila)			
8 to 10 ft.	2.75	2.30	2.00
1 $\frac{1}{4}$ to 1 $\frac{1}{2}$ in. diameter	3.50	3.00	2.60
1 $\frac{3}{8}$ to 1 $\frac{3}{4}$ in. "	5.00	4.25	3.75
1 $\frac{3}{4}$ to 2 in. "	7.00	5.95	5.25
2 to 2 $\frac{1}{2}$ in. "	10.00	8.50	7.50
2 $\frac{1}{2}$ to 3 in. "	15.00	12.75	
(For larger sizes see Page 55)			
procera			
1 $\frac{1}{2}$ to 1 $\frac{3}{4}$ in. diameter	4.50	3.85	3.35
1 $\frac{3}{4}$ to 2 in. "	6.00	5.10	4.50
2 to 2 $\frac{1}{2}$ in. "	8.00	6.30	6.00
2 $\frac{1}{2}$ to 3 in. "	11.00	9.35	
(For larger sizes see Page 56)			
English Elm			
pumila			
5 to 6 ft.	1.50	1.35	1.10
6 to 8 ft.	2.00	1.70	1.50
8 to 10 ft.	2.50	2.10	1.85
1 $\frac{1}{4}$ to 1 $\frac{1}{2}$ in. diameter	3.25	2.75	2.40
1 $\frac{3}{8}$ to 1 $\frac{3}{4}$ in. "	4.50	3.75	3.35
1 $\frac{3}{4}$ to 2 in. "	6.00	5.10	4.50
2 to 2 $\frac{1}{2}$ in. "	7.50	6.35	
2 $\frac{1}{2}$ to 3 in. "	10.00	8.50	
(For larger sizes see Page 56)			
Siberian or Chinese Elm			
VIBURNUM americanum (trilobum)			
American Cranberrybush			
2 to 3 ft.	.35	.70	.60
3 to 4 ft.	1.25	1.05	.90
4 to 5 ft.	2.00	1.70	1.50
5 to 6 ft.	2.50	2.10	1.85
Hahs American Cranberrybush			
18 to 24 in.	.75	.60	
2 to 2 $\frac{1}{2}$ ft.	1.00	.85	




The Siebenthaler Co. DAYTON, OHIO

		1-4 <u>Each</u>	5-24 <u>Each</u>	25 & Up <u>Each</u>
VIBURNUM				
americana Wentworth				
	Wentworth American Cranberrybush			
18 to 24 in.		\$.75	.60	
burkwoodii				
	Fragrant Evergreen Viburnum			
18 to 24 in.	B&B	1.50	1.35	1.10
2 to 3 ft.	B&B	2.25	1.90	1.65
3 to 4 ft.	B&B	3.50	3.00	2.60
4 to 5 ft.	B&B	5.00	4.25	
5 to 6 ft.	B&B	7.00	5.95	
carlesii				
	Fragrant Viburnum or Pink Snowball			
18 to 24 in.	B&B	2.50	2.10	1.85
2 to 2½ ft.	B&B	3.00	2.55	2.25
2½ to 3 ft.	B&B	3.50	3.00	2.60
cassinoides				
			Withe-rod	
4 to 5 ft.		2.25	1.90	
dentatum				
			Arrowwood	
2 to 3 ft.		.35	.70	.60
3 to 4 ft.		1.25	1.05	.90
4 to 5 ft.		2.00	1.70	
dilatatum				
			Linden Viburnum	
3 to 4 ft.		2.00	1.70	
4 to 5 ft.		2.50	2.10	
5 to 6 ft.	B&B	4.50		
6 to 7 ft.	B&B	6.00		
fragrans				
			Fragrant Viburnum	
4 to 5 ft.	B&B	3.50		
lantana				
			Way-faring Tree	
3 to 4 ft.		1.00	.85	.75
4 to 5 ft.		1.50	1.35	1.10
5 to 6 ft.		2.00	1.70	1.50
lentago				
			Nannyberry	
3 to 4 ft.		1.00	.85	
4 to 5 ft.		1.25	1.05	
5 to 6 ft.		2.00	1.70	
6 to 7 ft.		2.50	2.10	
7 to 8 ft.		3.50	3.00	
molle				
			Kentucky Viburnum	
4 to 5 ft.		2.00	1.70	
opulus sterile				
			Common Snowball	
3 to 4 ft.		1.25	1.05	
4 to 5 ft.		2.00	1.70	
5 to 6 ft.		2.50	2.10	
opulus xanthocarpa				
18 to 24 in.		1.00	.85	



The Siebenthaler Co. DAYTON, OHIO

	<u>1-4</u> <u>Each</u>	<u>5-24</u> <u>Each</u>	<u>25 & Up</u> <u>Each</u>
VIBURNUM			
prunifolium			Blackhaw
4 to 5 ft. _____	\$ 1.75	1.45	
5 to 6 ft. _____	2.50	2.10	
pubescens			Downy Viburnum
2 to 3 ft. _____	1.00	.85	
3 to 4 ft. _____	1.50	1.30	
rhytidophyllum			Leatherleaf Viburnum
2½ to 3 ft. B&B _____	2.50	2.10	
3 to 3½ ft. B&B _____	3.50	3.00	
3½ to 4 ft. B&B _____	5.00	4.25	
4 to 5 ft. B&B _____	7.00	5.95	
sieboldi			Siebold Viburnum
5 to 6 ft. heavy B&B _____	5.00	4.25	
6 to 8 ft. " B&B _____	7.50	6.35	
tomentosum			Doublefile Viburnum
2 to 3 ft. _____	1.00	.85	.75
3 to 4 ft. _____	1.50	1.30	1.10
4 to 5 ft. _____	2.25	1.90	1.65
tomentosum sterile			Japanese Snowball
2 to 3 ft. _____	1.00	.85	
3 to 4 ft. _____	1.50	1.30	
wrighti			Wright Viburnum
4 to 5 ft. _____	2.50		
5 to 6 ft. _____	3.50		
VITEX			
agnuscastus			Lilac Chastetree
3 to 4 ft. _____	.75	.60	
4 to 5 ft. _____	1.00	.85	
agnuscastus alba			White Chastetree
3 to 4 ft. _____	.75	.60	
4 to 5 ft. _____	1.00	.85	
agnuscastus latifolia			Hardy Lilac Chastetree
2 to 3 ft. _____	.75	.60	
3 to 4 ft. _____	1.00	.85	
WEIGELA			
Eva Rathke			Red Weigela
3 to 4 ft. _____	1.00	.85	
floribunda			Crimson Weigela
3 to 4 ft. _____	1.00	.85	
4 to 5 ft. _____	1.50	1.30	
floribunda venusta			Oldfashioned Weigela
4 to 5 ft. _____	1.50		
5 to 6 ft. _____	2.50		
rosea			Pink Weigela
3 to 4 ft. _____	1.00	.85	.75



The Siebenthaler Co. DAYTON, OHIO

	<u>1-4</u> <u>Each</u>	<u>5-24</u> <u>Each</u>	<u>25 & Up</u> <u>Each</u>
WISTARIA sinensis (Grafted)		Chinese Wistaria	
3 years old _____	\$ 2.50	2.10	
sinensis alba (Grafted)		White Wistaria	
3 years old _____	2.50		
sinensis tree form			
4 to 5 ft. B&B _____	5.00	4.25	
5 to 6 ft. B&B _____	7.50	6.35	



LARGE SPECIMEN TREES

NURSERY GROWN - TRANSPLANTED

These trees are all grown far apart in nursery rows, having been frequently transplanted to insure a good root system and render them especially suited for future moving. The caliper measurement is taken at a point six inches above the ground.

The saving of time in planting such trees is so marked that scarcely any home owner can afford to plant the usual small tree which would require ten to twenty years to equal these in size.

The prices quoted below include moving and planting with a large ball of earth, but are subject to deviation, dependent upon conditions at point of planting, distance, et cetera.

Each

ACER dasycarpum pyramidale	Pyramidal Silver Maple
8½ inch diameter	\$ 215.00
9 inch "	245.00
10 inch "	300.00

dasycarpum wieri	Wier Cutleaf Maple
6 inch diameter	120.00
6½ inch "	135.00
7 inch "	160.00
7½ inch "	185.00
8 inch "	210.00

platanoides	Norway Maple
2 inch diameter	18.00
2½ inch "	22.50
4½ inch "	70.00
5 inch "	87.50
5½ inch "	105.00
6 inch "	126.00
6½ inch "	147.50
7 inch "	170.00
7½ inch "	195.00
8 inch "	225.00
8½ inch "	250.00
9 inch "	285.00



The Siebenthaler Co. DAYTON, OHIO

		<u>Each</u>
ACER		
platanoides schwedleri		Schwedler Maple
4	inch diameter _____	\$ 60.00
4½	inch " _____	76.00
5	inch " _____	95.00
5½	inch " _____	113.50
6	inch " _____	135.00
rubrum		Red Maple
2½	inch diameter _____	26.00
3	inch " _____	38.00
3½	inch " _____	52.00
4	inch " _____	68.00
8	inch " _____	272.00
9	inch " _____	345.00
saccharum		Sugar Maple
2	inch diameter _____	18.00
2½	inch " _____	23.50
3	inch " _____	33.75
3½	inch " _____	45.00
4	inch " _____	60.00
4½	inch " _____	76.00
5	inch " _____	95.00
5½	inch " _____	113.50
6	inch " _____	135.00
6½	inch " _____	160.00
7	inch " _____	185.00
7½	inch " _____	210.00
8	inch " _____	240.00
8½	inch " _____	270.00
9	inch " _____	300.00
9½	inch " _____	335.00
10	inch " _____	375.00
CARPINUS betulus pyramidalis		Pyramidal Hornbeam
10 to 12 ft.	_____	30.00
12 to 14 ft.	_____	37.50
14 to 16 ft.	_____	50.00
CELTIS occidentalis		Hackberry
2½	inch diameter _____	22.50
3	inch " _____	31.50
3½	inch " _____	42.50
4	inch " _____	56.00
CERCIDIPHYLLUM japonicum		Katsuratree
12 to 14 ft.	_____	27.50
14 to 16 ft.	_____	35.00
16 to 18 ft.	_____	45.00
18 to 20 ft.	_____	60.00
CERCIS canadensis		American Redbud
10 to 12 ft.	_____	18.00
3	inch diameter _____	30.00
3½	inch " _____	40.00
4	inch " _____	52.00



CORNUS florida	White Flowering Dogwood	Each
10 to 12 ft.	_____	25.00
3 inch diameter	_____	30.00
3½ inch "	_____	40.00
4 inch "	_____	52.00
4½ inch "	_____	65.00

FAGUS grandiflora	American Beech
2½ inch diameter	_____ 30.00
3 inch "	_____ 40.00
3½ inch "	_____ 55.00
4 inch "	_____ 72.00


sylvatica	European Beech
2 inch diameter	_____ 18.00
2½ inch "	_____ 30.00
3 inch "	_____ 40.00
3½ inch "	_____ 55.00
4 inch "	_____ 72.00

FRAXINUS americana	White Ash
2½ inch diameter	_____ 20.00
3 inch "	_____ 27.00
3½ inch "	_____ 36.00
4 inch "	_____ 48.00
4½ inch "	_____ 60.00
5 inch "	_____ 75.00
5½ inch "	_____ 90.00

GLEDITSIA triacanthos inermis	Thornless Honeylocust
2 inch diameter	_____ 18.00
2½ inch "	_____ 23.50
3 inch "	_____ 33.75
3½ inch "	_____ 45.00
4 inch "	_____ 60.00
4½ inch "	_____ 76.00
5 inch "	_____ 95.00
5½ inch "	_____ 113.50
6 inch "	_____ 135.00
6½ inch "	_____ 160.00
7 inch "	_____ 185.00
7½ inch "	_____ 210.00
8 inch "	_____ 240.00

LIQUIDAMBAR styraciflua	American Sweet Gum
2½ inch diameter	_____ 23.50
4 inch "	_____ 60.00
4½ inch "	_____ 76.00
5 inch "	_____ 95.00

LIRIODENDRON tulipifera	Tuliptree
2½ inch diameter	_____ 20.00
3 inch "	_____ 30.00
3½ inch "	_____ 40.00
4 inch "	_____ 52.00
4½ inch "	_____ 65.00
5 inch "	_____ 82.00
5½ inch "	_____ 100.00



The Siebenthaler Co. DAYTON, OHIO

		<u>Each</u>
MALUS	(in variety) Flowering Japanese Crab Apples	
	2½ inch diameter _____	\$ 23.50
	3 inch " _____	33.75
	3½ inch " _____	45.00
	4 inch " _____	60.00
	4½ inch " _____	76.00

PICEA abies	Norway Spruce
12 to 15 feet high _____	45.00
15 to 18 feet high _____	70.00
18 to 20 feet high _____	100.00
20 to 22 feet high _____	135.00
22 to 25 feet high _____	175.00

pungens	Colorado Spruce
10 to 12 feet high _____	80.00
12 to 15 feet high _____	100.00
15 to 18 feet high _____	125.00

pungens moerheimi	Moerheim Blue Spruce
10 to 12 feet high _____	90.00
12 to 15 feet high _____	120.00

PINUS nigra	Austrian Pine
10 to 12 feet high _____	35.00
12 to 15 feet high _____	45.00
15 to 18 feet high _____	70.00
18 to 20 feet high _____	100.00

resinosa	Red Pine
12 to 15 feet high _____	45.00
15 to 18 feet high _____	70.00

strobis	White Pine
10 to 12 feet high _____	35.00
12 to 15 feet high _____	45.00
15 to 18 feet high _____	70.00
18 to 20 feet high _____	100.00
20 to 22 feet high _____	125.00
22 to 25 feet high _____	150.00
25 to 30 feet high _____	185.00

sylvestris	Scotch Pine
12 to 15 feet high _____	40.00
15 to 18 feet high _____	55.00
18 to 20 feet high _____	85.00
20 to 22 feet high _____	115.00
22 to 25 feet high _____	140.00

PLATANUS occidentalis	American Planetree
2½ inch diameter _____	20.00
3 inch " _____	30.00
3½ inch " _____	40.00
4 inch " _____	52.00
4½ inch " _____	65.00
5 inch " _____	82.00
5½ inch " _____	100.00



Each

PLATANUS

orientalis

Oriental Planetree

2½ inch diameter	_____	\$ 23.50
3 inch "	_____	33.75
3½ inch "	_____	45.00
4 inch "	_____	60.00
4½ inch "	_____	76.00

QUERCUS alba

White Oak

2½ inch diameter	_____	28.00
3 inch "	_____	40.00
3½ inch "	_____	55.00
4 inch "	_____	72.00

borealis

Red Oak

2 inch diameter	_____	20.00
2½ inch "	_____	26.00
3 inch "	_____	38.00
3½ inch "	_____	52.00
4 inch "	_____	68.00
4½ inch "	_____	86.00
5 inch "	_____	105.00
5½ inch "	_____	125.00
6 inch "	_____	150.00
6½ inch "	_____	180.00
7 inch "	_____	210.00
7½ inch "	_____	240.00
8 inch "	_____	270.00
8½ inch "	_____	305.00
9 inch "	_____	345.00
10 inch "	_____	425.00

coccinea


Scarlet Oak

3 inch diameter	_____	40.00
3½ inch "	_____	55.00
4 inch "	_____	72.00

palustris

Pin Oak

2½ inch diameter	_____	23.50
3 inch "	_____	33.75
3½ inch "	_____	45.00
4 inch "	_____	60.00
4½ inch "	_____	76.00
5 inch "	_____	95.00
5½ inch "	_____	113.50
6 inch "	_____	135.00
6½ inch "	_____	160.00
7 inch "	_____	185.00
7½ inch "	_____	210.00
8 inch "	_____	240.00
8½ inch "	_____	270.00
9 inch "	_____	300.00
10 inch "	_____	375.00



Each

rubra (See QUERCUS borealis)

schumardi		Texas Red Oak
3 $\frac{1}{2}$ inch diameter	_____	55.00
4 inch "	_____	72.00
4 $\frac{1}{2}$ inch "	_____	90.00
5 inch "	_____	110.00

TILIA americana		American Linden
3 inch diameter	_____	30.00
3 $\frac{1}{2}$ inch "	_____	40.00
4 inch "	_____	52.00
4 $\frac{1}{2}$ inch "	_____	65.00
5 inch "	_____	82.00
5 $\frac{1}{2}$ inch "	_____	100.00
6 inch "	_____	120.00
6 $\frac{1}{2}$ inch "	_____	137.50

cordata		Littleleaf European Linden
3 inch diameter	_____	38.00
3 $\frac{1}{2}$ inch "	_____	52.00
4 inch "	_____	68.00
4 $\frac{1}{2}$ inch "	_____	85.00
5 inch "	_____	105.00
5 $\frac{1}{2}$ inch "	_____	125.00

europaea		Common European Linden
3 $\frac{1}{2}$ inch diameter	_____	50.00
4 inch "	_____	65.00
4 $\frac{1}{2}$ inch "	_____	81.00
5 inch "	_____	100.00
5 $\frac{1}{2}$ inch "	_____	120.00

platyphyllos pyramidalis		Pyramidal European Linden
2 $\frac{1}{2}$ inch diameter	_____	26.00
3 inch "	_____	38.00

tomentosa		Silver Linden
2 $\frac{1}{2}$ inch diameter	_____	26.00
3 inch "	_____	38.00
3 $\frac{1}{2}$ inch "	_____	52.00
4 inch "	_____	68.00
4 $\frac{1}{2}$ inch "	_____	85.00
5 inch "	_____	105.00
5 $\frac{1}{2}$ inch "	_____	125.00

vulgaris (See TILIA europaea)



		<u>Each</u>
ULMUS americana		American Elm
2 $\frac{1}{2}$ inch diameter	_____	\$ 18.50
3 inch	_____	25.00
3 $\frac{1}{2}$ inch	_____	33.50
4 inch	_____	45.00
4 $\frac{1}{2}$ inch	_____	55.00
5 inch	_____	70.00
5 $\frac{1}{2}$ inch	_____	85.00
6 inch	_____	100.00
6 $\frac{1}{2}$ inch	_____	116.50
7 inch	_____	135.00
7 $\frac{1}{2}$ inch	_____	155.00
8 inch	_____	175.00
americana littlefordi		Littleford Elm
3 inch diameter	_____	30.00
3 $\frac{1}{2}$ inch	_____	40.00
4 inch	_____	52.00
americana moline		Moline Elm
3 inch diameter	_____	30.00
3 $\frac{1}{2}$ inch	_____	40.00
4 inch	_____	52.00
4 $\frac{1}{2}$ inch	_____	65.00
americana urni		Vase-shaped Elm
3 inch diameter	_____	30.00
3 $\frac{1}{2}$ inch	_____	40.00
4 inch	_____	52.00
4 $\frac{1}{2}$ inch	_____	65.00
campestris (See ULMUS procera)		
foliacea wheatleyi		Wheatley Elm
3 $\frac{1}{2}$ inch diameter	_____	50.00
4 inch	_____	65.00
4 $\frac{1}{2}$ inch	_____	81.00
5 inch	_____	100.00
5 $\frac{1}{2}$ inch	_____	120.00
6 inch	_____	145.00
6 $\frac{1}{2}$ inch	_____	170.00
7 inch	_____	195.00
hybrida (fulva x pumila)		Hybrid Elm
2 $\frac{1}{2}$ inch diameter	_____	22.50
3 inch	_____	31.50
3 $\frac{1}{2}$ inch	_____	42.50



The Siebenthaler Co. DAYTON, OHIO

Each

ULMUS

procera

English Elm

2 $\frac{1}{2}$	inch diameter	_____	\$ 20.00
3	inch	_____	30.00
3 $\frac{1}{2}$	inch	_____	40.00
4	inch	_____	52.00
4 $\frac{1}{2}$	inch	_____	65.00
5	inch	_____	82.00
5 $\frac{1}{2}$	inch	_____	100.00
6	inch	_____	120.00
6 $\frac{1}{2}$	inch	_____	137.50
7	inch	_____	160.00

pumila

Siberian or Chinese Elm

2 $\frac{1}{2}$	inch diameter	_____	18.00
3	inch	_____	27.00
3 $\frac{1}{2}$	inch	_____	36.00
4	inch	_____	48.00
4 $\frac{1}{2}$	inch	_____	60.00
5	inch	_____	75.00
5 $\frac{1}{2}$	inch	_____	90.00
6	inch	_____	108.00
6 $\frac{1}{2}$	inch	_____	125.00
7	inch	_____	150.00
7 $\frac{1}{2}$	inch	_____	170.00
8	inch	_____	192.00
8 $\frac{1}{2}$	inch	_____	215.00
9	inch	_____	245.00



HARDY HERBACEOUS PERENNIALS

AND ROCK GARDEN PLANTS

The color, ultimate height and principal season of bloom are given as an aid in arranging pleasing color combinations and in securing a succession of bloom throughout the season.


An asterisk (*) indicates those varieties most suitable for rockeries or alpine gardens.

	<u>Three</u>	<u>Dozen</u>
ACHILLEA	Milfoil or	Yarrow
*tomentosa. Bright yellow, 6-8 in. May and June _____	\$ 1.15	4.00
ACONITUM		Monkshood
fisheri. Blue, 3 ft. September and October _____	1.45	5.00
AJUGA		Bugleweed
*reptans. Blue, 4-6 in. May and June _____	1.15	4.00
ALYSSUM	Basket of Gold or	Madwort
*saxatile compactum. Golden, 6-9 in. April and May _____	1.00	3.50
ANCHUSA	Alkanet or	Bugloss
azurea dropmore. Blue, 3-5 ft. June to September _____	1.15	4.00
*myosotidiflora. Blue, 12-18 in. May _____	1.15	4.00
ANEMONE		Japanese Windflower
japonica alba. Single white, 4-5 ft. September and October _____	1.15	4.00
japonica Alice. Single rosy pink, 3-4 ft. September and October _____	1.15	4.00
japonica Queen Charlotte. Double pink, 2-3 ft. September and October _____	1.15	4.00
japonica Whirlwind. Double white, 2-3 ft. September and October _____	1.15	4.00
AQUILEGIA		Columbine
caerulea. Blue, 2 ft. May and June _____	1.15	4.00
long spurred hybrids. Mixed colors, 2½-3 ft. May and June _____	1.00	3.50
ARABIS		Rock Cress
*alpina. White, 6 in. April and May _____	1.15	
*alpina flore plena. Double white, 8 in. April and May _____	1.25	4.50




The Siebenthaler Co. DAYTON, OHIO

	<u>Three</u>	<u>Dozen</u>
ARTEMISIA	Southernwood, Sage Brush, Mugwort	
Silver King. Silver foliage, 3 ft.	\$ 1.00	3.50
ASTER	Michaelmas Daisy	
*alpinus Goliath. Bluish purple, 6-10 in. May and June	1.00	3.50
Amethyst. Bluish purple, 3 ft. August and September	1.25	4.50
Beechwood Challenger. Crimson-red, 3½ ft. August and September	1.25	4.50
Frikarti, Wonder of Staffa. Lavender- blue flowers 2-2½ in. across. June 1 to middle of November	1.25	4.50
Harrington's Pink. Rose-pink, 4 ft. August and September	1.45	5.00
*Mauve Cushion. Mauve, 9 in. October and November	1.00	3.50
Mt. Everest. White, 3-4 in. August and September	1.25	4.50
*Star of Wartburg. Lilac-blue with orange centers. Flowers 2½-3 in. across on stems one foot high. Spring flowering	1.25	4.50
tataricus. Bluish violet. 6 ft. October and November	.85	3.00
BAPTISIA	False Indigo	
australis. Dark blue, 4 ft. July and August	1.25	4.50
CAMPANULA	Bellflower	
*carpatica. Blue, 8 in. June to October	1.00	3.50
*garganica. Star shaped, light blue flowers. June	1.25	4.50
medium - Canterbury Bells. Pink, white or blue, 2-3 ft. July	1.00	3.50
persicifolia grandiflora. Blue and white, 2 ft. Summer	1.45	5.00
CERASTIUM	Chinchweed or Snow-in-Summer	
tomentosum. White, 6-8 in. June	1.00	3.50
CHRYSANTHEMUM		
*Astrid. Shell pink, 1 ft. Improved arcticum	1.25	4.50
leucanthemum. Elder Daisy. White, 18 in. June	.85	3.00
White Swan. Double white Memorial Day Daisy, 2-2½ ft.	1.25	4.50
maximum Esther Reed. Double, 18 in. June to October	1.75	6.00
Phyllis Elliott. Frilled, 2 ft.	1.45	5.00
Shasta Daisy. White, 2-2½ ft. July	.85	3.00




	<u>Three</u>	<u>Dozen</u>
CHRYSANTHEMUM		
maximum		
Silver Star. Largest Shasta Daisy known. Several rows of pure white petals with small yellow center. Medium height. July and August	\$ 1.75	6.00
Supreme. Pure white, very large, 2 ft.	1.45	5.00
morifolium. Profuse bloomer, pink flower. October	1.25	4.50
Garden varieties:		
(Those followed by (K) indicate Korean hybrids)		
(Date indicates beginning of bloom)		
Apollo. (K) Single bronze red to gold. 2½ ft. October 12	1.00	3.50
Ceres. (K) Single, chamois yellow to old gold. 2½ ft. October 10	1.00	3.50
Cushion. Pink, bronze, white, and yellow. Decorative, broad, low masses. 18 in. September 10	1.00	3.50
Daphne. (K) Single, daphne-pink and lilac-rose, 2½ ft. October 12	1.00	3.50
Dean Kay. Early blooming rose pink. 30 in.	1.25	4.50
Diana. (K) Semi-double, Chatenay-rose-pink to soft salmon. 2 ft. October 12	1.00	3.50
Early Bronze. Pompon, bronze yellow, dwarf. August 20	1.00	3.50
Golden Queen. Bright golden yellow, 2½ ft. October 20	1.00	3.50
Hebe. (K) Single, soft lavender-pink, fragrant. 2½ ft. October 5	1.00	3.50
Mars. (K) Single, deep amaranth red to wine-red. 2½ ft. October 15	1.00	3.50
Mercury. (K) Single, blend of old rose and salmon. 2½ ft. September 30	1.00	3.50
Nellie Kleris. Large rose-pink, perfect flower, 3 ft. October 15	1.00	3.50
Olga. Decorative, pink, medium height. October 10	1.00	3.50
Psyche. Single, shell-pink	1.00	3.50
Sappho. Compact dwarf plant. Pure yellow single flowers	1.00	3.50
CLEMATIS		
	Ground or Shrubby Clematis	
recta manchurica. White, 2-3 ft. June and July	1.25	4.50
CONVALLARIA		
	Lily of the Valley	
majalis. White, 6-8 in. May	.50	1.50
COREOPSIS		
	Tickseed	
grandiflora. Yellow, 2-2½ ft. June to August	.70	2.50




The Siebenthaler Co. DAYTON, OHIO

	<u>Three</u>	<u>Dozen</u>
COREOPSIS		
grandiflora flore plena. Double yellow, 2½ ft. June to August	\$ 1.15	4.00
DELPHINIUM		
		Larkspur
belladonna. Light blue, 2½-3 ft. June to August	1.00	3.50
bellamosa. Dark blue, 2½-3 ft. June to August	1.00	3.50
chinense. Gentian blue, 1½-2 ft. June to September	1.00	3.50
chinense Blue Butterfly. Deep blue, 1½-2 ft. June to September	1.25	4.50
English hybrids. Wrexham strain. Mixed, 4-6 ft. June and August	1.45	5.00
Pacific Coast Hybrids. Double, mixed shades, 4-6 ft.	2.25	7.50
Pink Sensation. (Plant Patent #324) True pink, 3½ ft.	3.50	12.50
DIANTHUS		
		Pinks
*alwoodi. Rose and pink, 4 in. July and August	1.00	3.50
Beatrice. Everblooming cluster, pure pink. June to September	1.25	4.50
*deltoides brilliant. Crimson-red, 6-9 in. May to July	.85	3.00
plumarius (Old fashioned Pinks) Mixed. 9-12 in. May to September	.70	2.50
plumarius double dwarf. Mixed. 9-12 in. May to September	.85	3.00
sub-neglectus. Cerise pink. 6-9 in. May and June	1.00	3.50
DICENTRA		
		Bleeding Heart
*eximia. Deep pink, 8-10 in. May to July	1.15	4.00
spectabilis. Pink, 1½-2 ft. May and June	1.75	6.00
DICTAMNUS		
		Gas Plant
fraxinella caucasicus. Rosy pink, 2 ft. May and June	1.45	5.00
fraxinella alba. White, 2-2½ ft. May and June	1.45	5.00
DIGITALIS		
		Foxglove
gloxiniaeflora. Fox Glove. Mixed colors	1.00	3.50
DORONICUM		
		Leopardbane
platagineum excelsum. Yellow, 3 ft. April and May	1.25	4.50
FERNS		
Hardy varieties	1.00	3.50



	<u>Three</u>	<u>Dozen</u>
FILIPENDULA	<u>Meadowsweet</u>	
single. White, 15 in. June and July	\$1.00	3.50
flore plena. Double white, 12 in. June and July	1.45	5.00
FUNKIA (See Hosta)		
GAILLARDIA	<u>Blanket Flower</u>	
grandiflora. Orange and red, 1½-2 ft. July and August	1.00	3.50
Mr. Sherbrook. Rich golden yellow, 2½ ft. All summer	1.45	5.00
Ruby. Brilliant ruby red. 2½ ft. All summer	1.45	5.00
GYPSOPHILLA	<u>Baby's Breath</u>	
Bristol Fairy. White, 2-3 ft. June to September	1.45	5.00
paniculata flore plena. Double Colorado type. White, 2-3 ft. August and September	1.45	5.00
repens Rosy Veil. Pink, double flowering, 1½-2 ft. July and August	1.45	5.00
HELENIUM	<u>Sneezewort</u>	
Chipperfield Orange. Deep yellow, 3-4 ft. August and September	1.25	4.50
peregrina. Mahogany, 2¼ in. August and September	1.45	5.00
HELIANTHEMUM	<u>Sun Rose or Rock Rose</u>	
*mutabile. Mixed, 9 in. June and July	1.00	3.50
HELIOPSIS	<u>Orange Sunflower</u>	
pitcheriana. Yellow, 3-4 ft. September and October	1.00	3.50
HELLEBORUS	<u>Christmas Rose</u>	
*niger. White, 6-10 in. February and March	3.00	10.00
HEMEROCALLIS	<u>Day Lilies</u>	
Apricot. (Yeld) Light apricot-orange flowers of excellent form; fra- grant, 2 ft. May and June	1.15	4.00
aurantiaca. Orange-yellow, 2 ft. June	.70	2.50
Bay State. (Betscher) Large deep yellow blooms, delightful fluted petals, persistent bloomer. 3 ft. July and August	1.15	4.00
Burbank	1.15	4.00
Calypso. (Burbank) Clear lemon- yellow flowers of large size, much admired, evening bloomer. 3½ ft. July and August	1.15	4.00



	<u>Three</u>	<u>Dozen</u>
HEMEROCALLIS		
citrina _____	\$.70	2.50
Dr. Regal. Orange-yellow. 1½ ft. May _____	.70	2.50
dumortieri. Orange, 2 ft. June _____	.70	2.50
Flamid. (Yeld) Many flowers of orange-yellow, bronze reverse, brilliant color, 2½ ft. June _____	1.15	4.00
Flavina. (Fawkes) A charming and dainty flower of bright lemon-yellow with broad petals, quite distinct from any other hemerocallis, and a delightful rock garden subject. 18 in. May and June _____	2.75	10.00
fulva. Coppery orange, 3 ft. July _____	.70	2.50
_____ Yeld. (Perry) Large open flowers, petals flushed and sprinkled rose, sepals of rich orange. 3½ ft. July and August _____	2.75	10.00
Gold Dust. Indian yellow, 2½ ft. June _____	.25	2.50
Golden Bell. (Ruys) Large fragrant flowers of apricot-orange with fluted recurving petals. 3 ft. July and August _____	1.15	4.00
Golden Dream. (Betscher) Deep golden yellow. 3 ft. July _____	2.25	7.50
Gold Imperial. (Perry) Superb ruffled flowers of glowing deep yellow, borne on tall sturdy stems. Extremely long season of bloom. One of the best varieties. 4½ ft. July 1 to August 29 _____	4.50	15.00
Gypsy. (Betscher) Orange-yellow flowers of great substance, borne on tall graceful stems. 4 ft. July and August _____	2.25	7.50
Hyperion. (Mead) Large, waxy, firm flowers of soft canary-yellow. "It surpasses other hemerocallis in size, form, color and sub- stance." 3½ ft. July and August _____	2.25	7.50
J. A. Crawford _____	1.15	4.00
Kwanzo. Golden bronze, 4 ft. July and August _____	.70	2.50
Lemona. (Betscher) Lemon-yellow. 3½ ft. July and August _____	1.15	4.00
lutea. _____	.70	2.50
luteola. Orange-yellow, 2 ft. June _____	.70	2.50
Mikado. (Stout) Flowers of mellow orange, each petal has an area of dark red-purple which adds brilliancy to the flower. 2½ ft. June and July _____	2.75	10.00
Mrs. A. H. Austin. (Betscher) Large flowers of deep golden yellow; an especially fine variety. 3 ft. July and August _____	1.45	5.00




	<u>Three</u>	<u>Dozen</u>
HEMEROCALLIS		
Mrs. W. H. Wyman. (Betscher) The true variety is pale glistening yellow; has great garden value. $3\frac{1}{2}$ ft. August _____	\$ 1.45	5.00
Radiant. (Yeld) Clear pure orange, ranks next to Hyperion in quality and texture. $3\frac{1}{2}$ ft. July and August _____	2.25	7.50
Royal. A Japanese variety, golden yellow, splendid texture, fragrant. 3 ft. June and July _____	2.25	7.50
Sir Michael Foster. Large apricot-yellow flowers; petals ruffled; sepals smoothly finished and tipped with orange. 3 ft. June and July _____	2.25	7.50
Sovereign. Orange-yellow, $2\frac{1}{2}$ ft. June _____	1.45	5.00
thunbergi. Lemon-yellow, 2-3 ft. July _____	.70	2.50
Yellow Hammer _____	1.45	5.00
HEUCHERA		
	Coral Bells or Alum Root	
Cascade _____	1.45	5.00
Freedom. Light rose. New _____	1.45	5.00
Hoodacre. Large flowers, long period of bloom. 30 in. _____	1.45	5.00
La Perle. Coral pink, 18-24 in. _____	1.00	3.50
Mary Rose. New clear pink _____	1.75	6.00
*pluie de feu. Bright red, 15-18 in. June and July _____	1.45	5.00
sanguinea. Bright crimson. 12-18 in. June to September _____	1.15	4.00
HIBISCUS		
		Mallow
New Giant Flowering. Pink, white, red. 4-6 ft. August and September _____	1.15	4.00
HOLLYHOCKS		
Newport Pink. Double pink, 6 ft. July _____	1.15	4.00
Mixed colors. Single, 6-8 ft. July _____	.85	3.00
HOSTA		
	Plantain Lily	
glauca. Blue, $2\frac{1}{2}$ ft. July _____	1.25	4.50
sub-cordata grandiflora. White, $1\frac{1}{2}$ -2 ft. July and August _____	1.75	6.00
Thomas Hogg. _____	1.75	6.00
undulata variegata. Blue, $1\frac{1}{2}$ -2 ft. July and August _____	1.15	4.00
IBERIS		
		Candytuft
*sempervirens. White, 3 in. _____	1.00	3.50
*Snowflake. Large white, 6 in. _____	1.45	5.00



	<u>Three</u>	<u>Dozen</u>
IRIS germanica	German Iris	or Flag
Afterglow. 3 ft. soft pinkish blend	\$1.00	3.50
Alcazar. 3 ft. mauve and purple	.70	2.50
Archeveque. 2 ft. deep purplish violet	.70	2.50
Baldwin. Dark blue-purple	1.75	6.00
Brandywine. 32 in. late, silvery azure blue	1.45	5.00
B. Y. Morrison. 2 ft. lavender and purple	.70	2.50
Caprice. 2 ft. rosy-red	.70	2.50
Cecil Minturne. 2 ft. soft Cattleya rose	.85	3.00
Clara Noyes (H. P. Sass 1931) Beautiful blend of red, orange and yellow like a Talisman rose	1.75	6.00
Crimson King	1.25	4.50
Dalila. 2 ft. flesh-white and reddish purple	.70	2.50
Dauntless (Con. 1929) A glorious red of rich velvety substance, Dykes medal in 1929. 40 in.	1.00	3.50
Depute Nomblot (Cay. 1929) S. copper-red; F. rich claret-crimson. Dykes medal in 1930. 50 in.	1.00	3.50
Dream. 3 ft. very light pink	.70	2.50
Duke of York. 44 in. soft mauve	1.00	3.50
Fairy. 3 ft. white, delicately bordered with pale blue	.70	2.50
Georgia	.70	2.50
Glowing Embers. 3½ ft. violet and purple. Center of yellow	1.00	3.50
Gold Imperial. Golden yellow	1.00	3.50
Gypsy Queen. 3 ft. pink and old rose	.70	2.50
Her Majesty. 2 ft. pink	.70	2.50
Indian Chief (Ayers 1929) one of the best red irises. 40 in.	1.45	5.00
Iris King. 2 ft. gold and tan	.70	2.50
Jacqueline Guillot. 3 ft. bluish-violet	1.00	3.50
Juniata. 3½ ft. clear blue	.70	2.50
King Midas (Mead 1927) Glorious combination of golden buff and garnet-brown; heavy beard of deepest orange. 36 in.	1.00	3.50
King Tut. Intense red	1.45	5.00
Kochi. 2 ft. blackish purple	.70	2.50
Lent A. Williamson. 3 ft. lavender to violet	1.00	3.50
Lohengrin. 2½ ft. violet	.70	2.50
Lorelei. 2 ft. yellow and raisin-purple	.70	2.50
Lord of June. 3 ft. violet-purple	1.00	3.50
Mme. Chereaux. 3 ft. white penciled blue	.70	2.50



	<u>Three</u>	<u>Dozen</u>
IRIS germanica		
Mildred Presby. 3 ft. white and violet_____	\$.70	2.50
Monsignor. 2½ ft. violet and purple, deep veinings_____	.70	2.50
Morning Splendor. Petunia-violet, very fine_____	1.75	6.00
Mother of Pearl. 40 in. pale bluish lavender_____	.70	2.50
Mrs. Neubrenner. 20 in. deepest of the yellows_____	.70	2.50
Nebraska. Brilliant yellow_____	2.25	7.50
Neptune. 3 ft. violet and deep purple_____	.70	2.50
Opera. 2 ft. violet-red_____	.70	2.50
Pallida Dalmatica. 3 ft. lavender-blue_____	.70	2.50
Parc de Neuilly. 2½ ft. deep violet-blue_____	.70	2.50
Parisiana. 30 in. white dotted and frilled violet_____	.70	2.50
Pluie D'Or (Cay. 1928) Intense yellow self, orange beard, strongly recommended. Dykes medal 1928_____	1.00	3.50
Prospero. 4 ft. lavender and reddish purple_____	.70	2.50
Quaker Lady. 3½ ft. olive-buff_____	.70	2.50
Queen Catarina. 3 ft. pale lavender_____	.70	2.50
Rhein Nixe. Violet-blue, white edge_____	.70	2.50
Ruby D_____	.70	2.50
San Francisco (M. M. 1927) A giant flowered plicata, white distinctly edged blue-lavender. Dykes medal 1927. 46 in._____	1.45	5.00
Seminole. 30 in. violet-rose to crimson_____	.70	2.50
Shekinah. 30 in. light yellow_____	.70	2.50
Sherwin Wright. 2 ft. yellow_____	.70	2.50
Sir Knight_____	2.25	7.50
Sir Michael. S. blue, F. red-purple_____	1.00	3.50
Souv. de Mme. Gaudichau. 3 ft. brilliant blackish purple_____	1.45	5.00
Sunset. 3 ft. copper blend, suffused blue-violet_____	1.00	3.50
Tinea_____	.70	2.50
Trails End_____	1.45	5.00
Tropic Seas. 42 in. violet and mulberry_____	1.75	6.00
True Charm_____	1.00	3.50
Valencia. 2 ft. orange and buff_____	1.00	3.50
Wambliska (J. Sass 1930) Large ice-blue self, heavy substance, well branched stems. 40 in._____	1.45	5.00



	<u>Three</u>	<u>Dozen</u>
	Japanese Iris	
IRIS kaempferi		
Aifukurin. Single white ground, heavily edged with violet_____	\$ 1.25	4.50
Airship. Single, sky-blue_____	1.25	4.50
Akafukurin. Single white, splashed with carmine_____	1.25	4.50
Betty Holmes. Double, pure white_____	1.25	4.50
Eleanor Parry. Double, claret- purple_____	1.25	4.50
Hotari. Single, pinkish cast_____	1.25	4.50
Jeanette Parry. Single, white suffused with lines of blue_____	1.25	4.50
Kongo San. Double dark blue_____	1.25	4.50
Margaret S. Hendrickson. Triple, soft bluish violet, large wavy petals_____	1.25	4.50
Marjorie Parry. Double, delicate light mauve_____	1.25	4.50
Universe. Double, soft blue_____	1.25	4.50
Yonomo. Single, mother-of-pearl color_____	1.25	4.50

IRIS pumila	Miniature Flag	
*formosa blue_____	.70	2.50
*formosa yellow_____	.70	2.50
*formosa Royal purple_____	.70	2.50

KNIPHOFIA Red Hot Poker, Torch Lily or Flame Flower pfitzeri. Orange-scarlet, 3 ft. August to October_____	1.45	5.00
--	------	------

LIATRIS		
scariosa. Long purple spikes, 5 ft. September_____	1.25	4.50
spicata. Purple spikes, 3 ft. July and August_____	1.00	3.50


LILIUM	Hardy Lilies	
candidum. White, 3 ft. June_____	.85	3.00
henryi. Orange-yellow, 6 ft. August and September_____	1.75	6.00
regale. White suffused with pink, 4 ft. July_____	1.00	3.50
tenuifolium. Dwarf scarlet_____	.70	2.50

LINUM	Flax	
*flavum. Yellow, 12 in. June and July	1.00	3.50
*perene. Blue, 18 in. May and June_____	.85	3.00

MISCANTHUS	Ornamental Grass	
gracillima. Narrow leaves, bright green. 4-5 ft. fine plumes_____	1.00	3.50



	<u>Three</u>	<u>Dozen</u>
NEPETA	Ground Ivy or	Catmint
*mussini. Lavender. 1 ft. June and July and at intervals throughout summer	\$ 1.00	3.50
Six Hills Giant. Lavender, 15 in. June and July. More showy than mussini	1.25	4.50
PACHYSANDRA	Japanese Spurge	
terminalis. Bright glossy green ground cover. 6-8 in. \$85 per 1000	.45	1.50
PAEONIA sinensis (3 to 5 eye divisions) (Special prices on large clumps)		Peonies
	<u>Each</u>	<u>Dozen</u>
BARONESS SCHROEDER. White with pink shadings	1.00	10.00
CHERRY HILL. Red	1.00	10.00
EDULIS SUPERBA. Clear pink, one of the best	.75	7.50
FELIX CROUSSE. Fiery red	.75	7.50
FESTIVA MAXIMA. Finest white	.75	7.50
FRANCES WILLARD. Blush white	1.00	10.00
GROVER CLEVELAND. Red	1.00	10.00
ISANI GUIDI. Japanese, pure white, golden center	2.50	25.00
JUBILEE. Flesh with opalescent tints	1.00	10.00
LE CYGNE. The finest white, very large, perfectly formed	1.50	15.00
L'ETINCELANTE. Single carmine	1.00	10.00
LIVINGSTONE. Deep pink, late bloomer	1.00	10.00
MEISSONIER. Red	.75	7.50
MIKADO. Japanese. Rich red petals with high dome of golden staminoides	1.00	10.00
MINNEHAHA. Single red	1.00	10.00
NELLIE. Single pink	1.00	10.00
PERLE BLANC. Single white	1.00	10.00
REINE HORTENSE. Shell pink	1.50	15.00
SOULANGE. Reddish brown	1.00	10.00
THERESE. Rich satiny pink	1.00	10.00
UMBELLATA ROSEA. Early pink	1.00	10.00
WALTER FAXON. Bright rose	1.00	10.00



PAPAVER orientale Oriental Poppy

Siebenthaler Poppies are strong, field-grown plants, ready for planting directly into their permanent place in the garden or perennial border.

The following alphabetical list contains not only the latest introductions of the leading plant breeders of this country and Europe but many originated by us.

*Indicates preferred varieties recommended by National Oriental Poppy Committee.

	<u>Each</u>	<u>Per 3</u>
*AUSTRALIA. 42 in. Large massive flowers of oxblood or spectrum-red on rigid stems. A fine, new introduction. Hybridized in Australia _____	\$ 1.00	2.50
*BETTY ANN. 24 in. (Siebenthaler 1935) This beautiful crinkled flower of La-France-pink has caused more favorable comment than any of our other hundred or more promising new sorts. There are no spots. It is a most profuse bloomer and a single plant makes a veritable bouquet in itself. And more than that, it lasts longer as a cut flower than any other variety so far observed. _____	1.00	2.50
*BIG JIM. 36 in. (Siebenthaler 1935) Mammoth, gorgeous flowers of deep maroon, combining the outstanding color of Lula A. Neeley with the sturdy, vigorous growth of Joyce. Tops the list of reds _____	1.00	2.50
*CAVALIER. 34 in. New Neeley introduction. Nopal red flower, crinkly petals, fine, erect stem carrying well-proportioned dark green foliage _____	.50	1.25
*CERISE BEAUTY. A distinct cerise-pink _____	.75	2.00
*DAINTY LADY. 28 in. Very delicate shade of shell-pink, rose blotch _____	1.00	2.50
*DELICATA. 30 in. Unusual in color. Purplish vinaceous or old-rose-pink. Heavy bloomer and does best where shaded from mid-day sun _____	.75	2.00
*ECHO. Neeley's new seedling, delightful silvery pink, with frosted sheen, maroon spot _____	1.50	4.00
*ENCHANTRESS. Neeley's seedling of Masterpiece. Soft lilac-rose. A magnificent new variety. Does well in partial shade _____	1.00	2.50




	<u>Each</u>	<u>Per 3</u>
PAPAVER orientale		
*GLOWING EMBERS. Deeple crinkled, cup-shaped blooms. Medium red	\$ 1.00	2.50
*GOLD OF OPHIR. 24 in. New Neeley introduction. Golden orange which develops into the nearest yellow of any Oriental Poppy as the plant grows older. May be disappointing the first year, but will repay you for waiting	.50	1.25
*HELEN ELIZABETH. 24 in. (Siebenthaler 1935) This is a real acquisition of light La-France-pink. The petals are deeply crinkled and show no evidence of spots or blotches. Just the right shade to plant with light blue delphiniums. Longest blooming period of any known Poppy.	1.00	2.50
*HENRI CAYEUX. 30 in. Veronia purple, might be called old rose shading into burgundy. An early bloomer and good grower with distinctive gray-green foliage. Flowers most attractive where protected from mid-day sun.	1.00	2.50
*HERCULE. 42 in. Immense flower, often 9 inches across, of true scarlet, borne on extra tall and sturdy stem. A leader in its color class.	.50	1.25
*JOHN III. 21 in. (Siebenthaler 1935) This is a choice Poppy with dainty flowers of coral-pink. A vivid color with no base spots. Besides, the petals remain crinkled until they drop. A new, lasting quality seems to be developed here, holding up in water appreciably longer than the older varieties	1.00	2.50
*JOYCE. 43 in. Spectrum-red or may be described as cherry-red in color. Flowers are of medium size, borne on tall, perfectly straight stems. We consider it one of the very best garden varieties, of the older sorts	.50	1.25
*JULIA BUCK. 34 in. Deep coral-pink, somewhat deeper in color and larger than Mrs. Perry. Stems are rigid and foliage is well proportioned	1.00	2.50



The Siebenthaler Co. DAYTON, OHIO

	<u>Each</u>	<u>Per 3</u>
PAPAVER orientale		
JUNE DELIGHT. Neeley hybrid of bright, silvery pink, magnificent flower_____	\$ 2.50	6.50
*KING GEORGE. Large, fringed flowers of brilliant scarlet_____	1.00	2.50
*LACH'S KOENIGEN. Peach-red with pink cast_____	.75	2.00
*LITTLE SHRIMP. 18 in. (Siebenthaler 1935) A veritable gem with great quantities of very small shrimp-pink flowers on slender, erect stems. No spots. Of most unusual size and habit that gives it a place at the front of the border_____	.75	2.00
*LULA A. NEELEY. 3/4 in. Very fine. Flowers are of medium size and their color is between spectrum-red and carmine. Does well as a cut flower_____	.50	1.25
*MANDARIN. 28 in. A splendid Chinese red with no spot in the flowers of established plants_____	.50	1.25
MARY ELLEN. 2 1/4 in. (Siebenthaler) This new one is unusual in that it opens flat, making a very different but most pleasing effect. It is a pale shrimp-pink and produces most abundantly_____	1.00	2.50
*MARY JANE MILLER. Dr. Neeley named this latest introduction of his in honor of his mother. A perfectly gorgeous, large flower of geranium-pink, tall growing, early, and a prolific bloomer_____	1.00	2.50
*MRS. PERRY. 29 in. The old favorite salmon-pink or geranium-pink of Ridgway. Rather loose growing plant_____	.50	1.25
*NANCY. 28 in. Deep crimson with glossy black blotches at base of petals_____	1.00	2.50
*PERFECTION. 32 in. Large, well-formed Jasper pink or light coral flowers on sturdy, upright stems. Well-shaped plant and splendid foliage_____	.50	1.25
*PERRY'S BLUSH. Blush-white_____	2.50	6.25
*PERRY'S WHITE. Satiny white, dark maroon base_____	1.00	2.50



	<u>Each</u>	<u>Per 3</u>
PAPAVER orientale		
*SASS PINK. Large flowers of delicate flesh-pink, light gray-mauve center. Crepy texture_____	\$ 1.00	2.50
*SPLENDOR. Extra large salmon-pink_____	1.00	2.50
*TOREADOR. 32 in. A genuine carmine Poppy of immense size, 9 inches across, with beautiful base markings and very crinkly. One of the best dark red Poppies_____	1.50	4.00
*TRILBY. 48 in. Dark, lustrous red. On tall stems_____	1.50	4.00
*WATTEAU. 24 in. Shrimp-pink or flesh-coral colored, small sized, but abundant flowers on compact, well-formed plant. This is the finest Poppy for border planting_____	1.00	2.50
*WUNDERKIND. 33 in. Considered the finest cerise-colored Poppy, true begonia-rose shade. Much larger flowers and stronger than Ethel Swete or Mrs. H. G. Stobart, which are often substituted for it. Well-shaped plants and sturdy stems with excellent foliage. Fine for cut flowers_____	1.50	4.00

	<u>Three</u>	<u>Dozen</u>
PENSTEMON		
Garnet. 12-18 in. Large flowers of rich garnet color, long blooming_____	1.50	5.00

PHLOX

*divaricata laphami. Lavender, 12 in. April and May_____	1.00	3.50
decussata 2-4 ft. July and August		Hardy Phlox
AFRICA. Carmine-red with blood-red eye. 30 in._____	1.00	3.50
AUGUSTA. Cherry-red. Plant Patent #252_____	1.50	5.00
BORDER QUEEN. (New) An improved Jules Sandeau. Dwarf pink 20 in._____	1.00	3.50
GEORGE STIPP. Glowing salmon_____	1.00	3.50
LILLIAN. Large heads of pure pink. 24 in._____	1.00	3.50
MARY LOUISE. White_____	1.25	4.50
MILLY VON HOBOKEN. Fine clear pink_____	1.00	3.50
MISS LINGARD (suffruticosa) Early white, June to October_____	1.00	3.50
MRS. JENKINS. Pure white, 30 in._____	1.00	3.50
PANTHEON. Carmine pink, 30 in._____	1.00	3.50
PINK BEAUTY (suffruticosa) Early mauve-pink. June to October_____	1.25	4.50



	<u>Three</u>	<u>Dozen</u>
PHLOX		
decussata		
RHEINLANDER. Salmon-pink, large heads on strong stems, 32 in.—	\$ 1.00	3.50
RIJNDSTROM. Lively pink. 48 in.—	1.00	3.50
SALMON GLOW. Flame-pink with salmon shades—	1.25	4.50
SPECIAL FRENCH. Blush-pink with salmon eye, 42 in.—	1.00	3.50
SUNSHINE. Deep salmon-rose—	1.00	3.50
subulata Moss or Mountain Pinks		
*alba. White, 4 in. April—	1.00	3.50
*atropurpurea. New rich red—	1.00	3.50
*Autumn Rose. Bright pink—	1.00	3.50
*Emerald Cushion. Compact plant, large, deep pink flowers—	1.00	3.50
*vivid. Bright pink with darker eye, 4 in. April—	1.25	4.50
PHYSOSTEGIA False Dragonhead		
vivid. Dwarf, deep pink, 18 in. August and September—	.70	2.50
PLUMBAGO Leadwort		
*larpentae. Deep blue, 6-8 in. Late summer and fall—	.85	3.00
PRIMULA Primrose		
*auricula alpina. Various colors 6-8 in. May—	1.25	4.50
polyanthus		
Munstead's Giants. Yellow, orange, apricot—	1.25	4.50
*veris. Yellow, buff, lilac, purple, orange, 9 in. April and May—	1.00	3.50
*vulgaris. Pale yellow, 8 in. April and May—	1.00	3.50
PULMONARIA Lungwort		
angustifolia. Pink and blue, 8 in. April and May—	1.45	5.00
PYRETHRUM Painted Daisy		
roseum. Single pink, white and red, 2 ft. May and June—	1.00	3.50
roseum double. Double pink, white and red. 2 ft. May and June—	1.45	5.00
roseum giant hybrids. Large improved strain. 30 in.—	1.75	6.00
roseum Miami Queen. Semi-double rose-pink. 2 ft. May and June—	1.45	5.00
RUDEBECKIA Coneflower		
purpurea. Purple with brown cone-shaped center. 3 ft. July to October—	1.00	3.50



	<u>Three</u>	<u>Dozen</u>
RUDBECKIA		
<i>speciosa</i>		Blackeyed Susan
Deep yellow petals, black cone in center _____	\$.85	3.00
SAPONARIA		Soapwort
* <i>ocymoides</i> . Rose-pink, 8 in. May and June _____	1.00	3.50
SEDUM		Stonecrop
* <i>acre</i> . Bright yellow, 4 in. June and July _____	.45	1.50
* <i>album</i> . White, 4 in. July _____	.45	1.50
* <i>kamtschaticum</i> . Orange-yellow 8 in. July _____	.70	2.50
* <i>reflexum</i> . Yellow, 8 in. July and August _____	.45	1.50
* <i>sexangulare</i> . Yellow, 6 in. June and July _____	.45	1.50
* <i>siboldi</i> . Pink, 10 in. July and August _____	1.00	3.50
* <i>spectabilis</i> . Rose-pink, 18 in. August and September _____	1.00	3.50
* <i>stoloniferum</i> . Evergreen leaves, pink, 6 in. July and August _____	.70	2.50
* <i>stoloniferum coccineum</i> . Crimson, 6 in. July and August _____	.70	2.50
SEMPERVIVUM		House Leek or Hen and Chickens
* <i>acuminatum</i> _____	.45	1.50
* <i>arachnoideum</i> (Spiderweb Houseleek) _____	.45	1.50
* <i>arenarium</i> (Sand Houseleek) _____	.45	1.50
* <i>argetarium</i> _____	.45	1.50
* <i>canescens</i> _____	.45	1.50
* <i>clusianum</i> _____	.45	1.50
* <i>Huteri</i> _____	.45	1.50
* <i>langobardum</i> _____	.45	1.50
* <i>moelianum</i> _____	.45	1.50
* <i>montanum</i> _____	.45	1.50
* <i>montanum styranageum</i> _____	.45	1.50
* <i>obtusum</i> _____	.45	1.50
* <i>rhaeticum</i> _____	.45	1.50
* <i>royana</i> _____	.45	1.50
* <i>rubicundum</i> _____	.45	1.50
* <i>sanguineum</i> _____	.45	1.50
*assorted varieties, our selection _____	.45	1.25
STATICE		Great Sea-Lavender
<i>latifolia</i> . Purplish blue, 1½ ft. July and August _____	1.00	3.50
TEUCRIUM		Germander
<i>chamaedrys</i> . Glossy green foliage for bordering beds in place of Boxwood. May be clipped to any height up to 12 in. _____	1.25	4.50



	<u>Three</u>	<u>Dozen</u>
THALICTRUM		Meadow-Rue
aquilegifolium. White, 5 ft. June	\$ 1.25	4.50
dipterocarpum. Lilac, 4 ft. June	1.25	4.50
THYMUS		Thyme
*citriodorus. Purple, 3-5 in. June and July	.70	2.50
*lanuginosus. Rosy purple, 5 in. June and July	.70	2.50
TROLLIUS		Globe Flower
Devonshire Giant. Improved large strain. Shades of yellow and orange	1.45	5.00
europeus Orange Prince. Orange- yellow, 1-1½ ft. May and June	1.45	5.00
Ledebourii. Deep orange, 18 in. June and July	1.45	5.00
TUNICA		Tunic Flower
*saxifraga. Rose pink, 4-6 in.	1.15	4.00
VERONICA		Speedwell
*amethystina "True Blue." 12 in. June and July	1.00	3.50
*amethystina "Royal Blue." Gentian blue, 10-15 in. June and July	1.00	3.50
longifolia subsessiles. Blue, 2 ft. August and September	1.25	4.50
*rupestris. Bright blue, 3-4 in. June	1.00	3.50
VINCA		Periwinkle or Trailing Myrtle
major. Bigleaf Periwinkle, 2 yr.	1.45	5.00
minor. Trailing evergreen plant, blue, 8 in. \$10.00 per C, \$85 per M	.45	1.50
*minor Bowles Variety. Broad foliage, rich blue flowers. Trailing \$20.00 per C	.85	3.00
minor flore plena. Double flowering Myrtle, deep blue	.85	3.00
VIOLA		Sweet Violet
odorata Russian. Purple, long stems, 6 in. May and June	1.00	3.50
YUCCA		Adams Needle
filamentosa. White, 6-7 ft. June and July	1.00	3.50



FRUIT TREES AND SMALL FRUIT PLANTS

All of our fruit trees are carefully grown, true to name, healthy and well developed young trees. They are graded according to the Horticultural Standards of the American Association of Nurserymen. The caliper is taken two inches above the bud. Unless specially mentioned, the apple, cherry, plum, pear and quince trees are two years old, and the peach trees are one year old.

APPLES

	1-4	5-24	25 & Up
	<u>Each</u>	<u>Each</u>	<u>Each</u>
1 1/16 in. diam. 4 1/2-6 ft. ———	\$ 2.00	1.75	1.50

Summer Fruiting Varieties

MELBA. Solid red. Same quality and appearance as McIntosh. A good variety for family and roadside market use.

YELLOW TRANSPARENT. The outstanding yellow summer apple. This type is tall-growing and habitually bears good crops of large, golden, juicy fruit.

Autumn Fruiting Varieties

MAIDEN BLUSH. Pale lemon-yellow with crimson cheek. Comes into bearing young and is a reliable cropper.

WEALTHY. Handsome appearance and good flavor. One of the finest varieties of its season and especially good for commercial purposes.

Winter Fruiting Varieties

CORTLAND. An improved McIntosh with brighter red fruit. Very juicy and a good keeper.

GALLIA BEAUTY. A superior variation of Rome Beauty. Solid red, large, smooth skinned fruit. November to February.

GRIMES GOLDEN. One of the best pure yellow winter apples for home and commercial use.

JONATHON. An early bearing variety, red, medium size, and very good quality. Tree never large but productive.

NORTHERN SPY. A large striped red apple, crisp, juicy and aromatic.

SOLID RED DELICIOUS. Large, dark red fruit with fine flesh, crisp and juicy, with a delightful aroma. Annual bearer.

WINESAP - Turley variety. Dark, rich red, larger and bears younger than the old Winesap.



APPLES, DWARF

These miniature apple trees are ideal for garden or lawn planting, have the same kind of fruit as the standard varieties of the same name, but only grow to be 8 to 10 feet high and start bearing earlier than the larger trees.

	1-4	5-24
	<u>Each</u>	<u>Each</u>
Available in following varieties_____	\$ 3.00	2.50

Delicious	Lodi
Gallia Beauty	Milton
Kendall	Yellow Delicious

APRICOTS

4-5 feet _____ 2.25 2.00

ALEXANDER. Immense bearer of orange-yellow fruit flecked with red.

CHERRIES

	1-4	5-24	25 & Up
	<u>Each</u>	<u>Each</u>	<u>Each</u>
11/16 in. diam. 4-5 ft. _____	2.25	2.00	1.75

Varieties

BING. Very large, dark brown, almost black; flesh firm, sweet, rich, delicious. One of the most profitable. July.

BLACK TARTARIAN. Very large, black, juicy, rich. June.

EARLY RICHMOND. Medium dark red, juicy, rich acid. Best. A dependable cropper. June.

MONTMORENCY. Large, red, productive, ten days later than Early Richmond. Surest cropper for this climate.

NAPOLEON. Sweet cherry, very large, rich, pale yellow with red cheek.

PAUL ROSE. A white sweet cherry of large size, tender and juicy, with rich flavor.

PEACHES

9/16 in. diam. 4-5 ft. _____ 1.25 1.00 .90

Early Ripening Varieties

CHAMPION. A large, handsome, early variety, creamy white, with red cheek, sweet, rich and juicy.

GOLDEN JUBILEE. A new variety that is highly recommended. Mid-season and of unexcelled quality. Yellow flesh with distinct blush.

HALEHAVEN. Large, beautifully colored, yellow fleshed, freestone peach, two weeks earlier than Elberta. Thrifty grower and very hardy tree.

ROCHESTER. The fruit is large, yellow, sweet, juicy and of delicious flavor; keeping and shipping well.

SOUTH HAVEN. It is better than average size, globular, prolific. Its meat is yellow, juicy and delicious; cheek yellow with one red blotch.



Mid-season Varieties

EARLY ELBERTA. Ripens about a week earlier than Elberta; otherwise the same, or a trifle better quality.

ELBERTA. Large, yellow, with red cheek; flesh yellow, firm, juicy, or high quality. Exceedingly prolific, sure bearer and hardy. The leading market variety.

J. H. HALE. Golden yellow with deep carmine blush. Larger, five days earlier, and superior quality to Elberta.

Late Ripening Varieties

WILMA. The fruit is as large as Elberta, its parent, but not quite so elongated; ripens about ten days later.

PEARS

	1-4	5-24	25 & Up
	Each	Each	Each
11/16 in. diam. 4-5 ft. ———	\$ 2.00	1.80	1.50

Varieties

BARTLETT. Large, buttery, juicy, high-flavored, great bearer; very popular both for eating out of the hand and for canning. August and September.

DUCHESS. Dwarf. Large, juicy. September.

KIEFFER. Large size, handsome appearance, and remarkable keeping and shipping qualities. October and November.

SECKEL. Small; skin yellowish brown with brownish red cheek; flesh fine grained, sweet, richest and highest flavor. September and October.

PLUMS

11/16 in. diam. 4-5 ft. ———	2.25	2.00	1.75
-----------------------------	------	------	------

Varieties

GRAND DUKE. A favored shipping variety because of its large size and beautiful purple color.

LOMBARD. Medium, violet-red, juicy, good, hardy and productive, the leading market variety. August.

MONARCH. Very large, round, dark purple-blue fruit. Perfect freestone.

SHROPSHIRE DAMSON. Small, dark purple, very productive. October.

STANLEY PRUNE. Prune type, excellent for cooking and eating out of hand. Large, dark blue, prune shape, freestone and sweet.



QUINCES

	1-4	5-24	25 & Up
	<u>Each</u>	<u>Each</u>	<u>Each</u>
5/8 in. diam. 4-5 ft. _____	\$ 2.00	1.75	1.50

Varieties

CHAMPION. Largest, oval, greenish, ripens late.
 ORANGE. Large, bright yellow, of excellent flavor.
 October.

(Note: We are prepared to furnish some varieties of fruit trees in large bearing sizes. Ask for special quotations.)

ASPARAGUS

	<u>Per 10</u>	<u>Per 100</u>	<u>Per 1000</u>
WASHINGTON _____	1.50	10.00	50.00

BLACKBERRIES

EARLY HARVEST _____	2.00	15.00	75.00
ELDORADO _____	2.00	15.00	75.00

CURRANTS

	1-4	5-24	25 & Up
	<u>Each</u>	<u>Each</u>	<u>Each</u>
Two year old plants _____	.50	.40	.35

Varieties

PERFECTION. Very large; superior bearer, less acid and of better quality than any other large currant in cultivation.
 WILDER. Bunch and berries very large; moderate acidity.


GOOSEBERRIES

Two year old plants _____	.50	.40	.35
---------------------------	-----	-----	-----

Varieties

DOWNING. Large, handsome, pale green, of splendid quality for both cooking and table use.
 JOSSELYN. Large size, smooth, prolific and hardy, red berries of best quality.

(Note: Gooseberries and Currants may not be shipped west of the Mississippi River.)



GRAPES

	1-4	5-24	25 & Up
	<u>Each</u>	<u>Each</u>	<u>Each</u>
2 year, No. 1 _____	\$.50	.40	.35

Varieties


- BRIGHTON.** Dark red, sweet and juicy berries of medium size, but borne in large bunches.
- CACO.** A new amber red variety of unusual promise. Its flavor is distinctive, sweet and delightful.
- CONCORD.** This is without doubt the best general purpose grape grown. Berry large dark blue. Bunches shouldered and compact.
- DELAWARE.** A well known red grape. Bunch and berry small, compact. Flavor unsurpassed.
- NIAGARA.** The best white grape; bunch and berry large, meaty and juicy; flavor perfect.
- PORTLAND.** A new variety of white grape from New York. Very early and of highest quality.
- WORDEN.** A seedling of Concord, better quality. Ripens ten days earlier. Bunch and berry large, compact.

RASPBERRIES

	<u>Per 10</u>	<u>Per 100</u>	<u>Per 1000</u>
COLUMBIAN. Purple _____	2.00	15.00	75.00
CUMBERLAND. Black _____	2.00	15.00	75.00
LATHAM. Best red _____	2.00	15.00	75.00
ST. REGIS. Everbearing red _____	2.00	15.00	75.00

RHUBARB

	1-4	5-24	25 & Up
	<u>Each</u>	<u>Each</u>	<u>Each</u>
LINNAEUS _____	.50	.40	.35



WATER LILIES AND LOTUS

Each

HARDY WATER LILIES. Always day-blooming

Nymphaea

ATTRACTION. Large garnet red _____	\$ 2.00
GLORIOSA. Red, best hardy _____	1.50
GONNERE. Very double white _____	2.50
MARLIACEA CHROMATELLA. Best yellow _____	1.00
ROSE AREY. Rose pink _____	1.00

TROPICAL WATER LILIES. Day-blooming

Nymphaea

BLUE BIRD. Distinct blue _____	2.00
GENERAL PERSHING. Fine pink _____	2.50
GRACILIS ROSEA. Shades of pink _____	1.50
PANAMA PACIFIC. Royal blue _____	1.50
PENNSYLVANIA. Best standard blue _____	1.50
WILLIAM STONE. Star shaped blue _____	1.50

TROPICAL WATER LILIES. Night-blooming

Nymphaea

DEVONIENSIS. Rosy-red, bronze foliage _____	2.00
MISSOURI. Best white _____	2.50

SACRED LOTUS - Nelumbium

ALBUM GRANDIFLORUM. Japanese Lotus.

White _____	2.00
PEKINENSIS RUBRUM PLENUM. Rosy carmine _____	3.00
SPECIOSUM. Egyptian Lotus. Pink _____	1.50

NOTE: Prices on Water Lilies and Lotus are for plants at the nurseries. An extra charge of two dollars (\$2.00) is made when we furnish the tub with the lily properly planted in it, or we will install it in your pool anywhere in the city of Dayton or vicinity for an extra charge of three dollars (\$3.00).

EULBS

We carry a full line of very choice bulbs in season. Ask for prices during planting season from September to November, inclusive.

TULIPS	GALANTHUS
NARCISSUS	SCILLA
HYACINTHS	LILIES
CROCUS	GRAPE HYACINTHS
CHIANODOXA	LYCORIS



FERTILIZERS

ALUMINUM SULPHATE. For acidifying alkaline soils in the treatment of Rhododendrons and other ericaceous plants.

1 lb. sufficient to treat	5 sq. ft.	_____	\$.25
20 lb. " " "	100 sq. ft.	_____	2.50
100 lb. " " "	500 sq. ft.	_____	10.00

BONE MEAL. This pulverized ground bone is excellent for lawns and rose culture.

1 lb. sufficient to cover	20 sq. ft.	_____	.10
50 lb. " " "	1000 sq. ft.	_____	2.50
100 lb. " " "	2000 sq. ft.	_____	4.50

COW MANURE

Per cubic yard delivered	_____	6.00
Per load of 3 cubic yards delivered	_____	15.00
Composted, 2 to 4 years old, per cubic yard delivered	_____	7.50

SIEBENTHALER'S GRADUATED LAWN FERTILIZER (4-8-8)

A complete plant food especially prepared for feeding lawns. This is not to be confused with ordinary farm fertilizers of the same analysis. The materials furnishing the plant foods in this fertilizer are especially selected to provide a gradual but steady diet for the lawn over a long period of time. It is manufactured especially for us and was blended to suit conditions in our own Miami Valley. The following prices include delivery in the city of Dayton and suburbs.

10 lb. sufficient to cover	300 sq. ft.	_____	1.00
25 lb. " " "	750 sq. ft.	_____	1.50
50 lb. " " "	1,500 sq. ft.	_____	2.50
100 lb. " " "	3,000 sq. ft.	_____	4.50
500 lb. " " "	15,000 sq. ft.	_____	21.25
2000 lb. " " "	60,000 sq. ft.	_____	75.00



SOIL AND MOSS

TOP SOIL of very fine quality and texture for top-dressing shrubs and garden beds and lawns:
Per cubic yard delivered at curb in Dayton
or vicinity _____ \$ 3.00

GRANULATED PEAT MOSS for mulching roses and perennial beds, retains moisture, prevents weed growth, and in mixture with either heavy or light soils improves their texture.

Small bags of 1 bushel _____ .75
Large bags of 4 bushels _____ 2.00
Per bale of approximately 13 cu. ft.
containing about 20 bushels of loose peat,
sufficient to cover 240 square feet one
inch deep _____ 5.00

SPHAGNUM MOSS. Indispensable for rockeries
Per bale _____ 3.50

LAWN SEED

Exhaustive tests and years of experience have proven certain varieties of grasses to be best for soil and climatic conditions in the Miami Valley. These are carefully blended to give the best possible combination of permanent grasses for a thick enduring lawn. Only the highest quality seeds are used in these mixtures and our lawns show the wisdom of using only the best. They are offered in the following standard mixtures for different conditions:

SIEBENTHALER'S SPECIAL LAWN SEED MIXTURE #1

This has proven itself to be the best for normal conditions of seeding new or old lawns where soil is fertile

2 lb. sufficient for seeding 600 sq. ft. \$ 1.79
5 lb. " " " 1,500 sq. ft. 4.45
25 lb. " " " 7,500 sq. ft. 21.75
50 lb. " " " 15,000 sq. ft. 40.00
100 lb. " " " 30,000 sq. ft. 75.00

SIEBENTHALER'S SHADY LAWN SEED MIXTURE #2

For planting in shade of trees or buildings and for seeding on slopes or in poor soil

2 lb. sufficient for seeding 600 sq. ft. \$ 2.29
5 lb. " " " 1,500 sq. ft. 5.65
25 lb. " " " 7,500 sq. ft. 27.50
50 lb. " " " 15,000 sq. ft. 52.50
100 lb. " " " 30,000 sq. ft. 100.00

INDEX

	Page No.
Bulbs	80
Evergreens	4-48
Fertilizer	81
Fruits	75-79
Lawn Seed	82
Moss	82
Perennials	57-74
Rock Garden Plants	57-74
Roses	35
Shrubs	4-48
Soil	82
Trees	
Deciduous, Shade and Ornamental	4-48
Large Specimen	49-56
Vines	4-48
Water Lilies and Lotus	80



ESTABLISHED 1870
OUR 74th YEAR