

## **Historic, Archive Document**

Do not assume content reflects current scientific knowledge, policies, or practices.



62.25

# QUINLAN

## SEED STORE

317 Wabash Ave. • Terre Haute, Ind.

LIBRARY  
RECEIVED  
★ FEB 10 1928 ★  
U. S. Department of Agriculture.



1928  
Catalog

D. N. Shorn...



# Perennials the Season Through

Perennials are assuming their proper place in our gardens. Their cultivation is a delight to all who are interested in the procession of color that advances from early spring until late fall. It is possible, by careful selection, to have flowers eight months in the year in our latitude. If one owns a home or expects to occupy one two years or more, these are the varieties to give permanence to the garden.

Some varieties, such as Canterbury Bells, are biennials (these come up the first year from seed, flower and die the next) and they should be planted each year for the next season's flowers. Some like *Dianthus Barbatus* (Sweet William), also biennials, multiply readily from self-sown seed and should be divided when too thick. Hollyhocks are perennials, but they also reproduce themselves by seed dropped from the parent plant.

Perennials may be secured in plants and seeds—plants for immediate effect, although some perennial seeds if sown too early bloom the same year (*Gaillardia*, *Coreopsis* and Iceland Poppies, will do this). The best time to sow perennial seed is in May and June, although they may be sown in July and August. The earlier planting secures larger plants which will winter over more successfully.

Prepare a seed bed in a sheltered position where the amount of sunshine and moisture can not be controlled; pulverize the soil and carefully sow seed in rows to the depth of not more than four times the size of the seed (fine seed to be merely covered); when seedlings are large enough, transplant in rows in the garden. In September transplant to their permanent position in the garden. In setting these it is well to dig a larger hole than the root calls for and incorporate in the bottom a trowel full of well rotted manure, covering manure with soil so that roots will not come in contact with the manure until they are in want of additional nourishment.

Perennials should be placed in groups for best effect. Plant in early spring or fall.

After a long and tiresome winter we welcome with joy the first sunshiny days and warm spring rains, knowing that in a short time our garden will respond to their kindly influence and we will enjoy fruits of our last year's work.

Among the earliest are the dainty white Rock Cress (*arabis alpina*); the bright golden Alyssum (*saxatile compactum*). *Phlox subulata rosea* is a compact mass of foliage with dainty pink flowers. *Viola Cornuta* (tufted pansies) create an oriental carpet of splendor with their gay flowers of yellow, blue and white in all shades. These have the additional beauty of blooming all season long. The Crocus, Snowdrops (*Galanthus*) and grape Hyacinths (*Muscari*), (bulbous stock) add to the spring symphony of color.

The first flowers of spring are modest and hug close to Mother Earth. *Mertensia Virginica* and hardy Primroses make an ideal combination. Pink Darwin tulips are wonderful with the blue of the *Mertensia*. *Iris pumila* (not to be confused with the German and Japanese varieties which are later) grow close to the ground. *Iris Florentina* is followed by the long stemmed *Iris* which will last until early July, *Myosotis Palustris* (Forget-Me-Not) can be used as background of shrubs. *Aquilegias* (Columbine) run through a complete color range and are most charming, Mrs. Scott Elliott's long spurred strains particularly so.

The *Dianthus* family follows with the clove pinks (*Dianthus Plumarius*) and Sweet Williams (*Dianthus Barbatus*) making the garden fragrant and gay at the same time.

Fragrant Lily of the Valley—the bride's flower—carpets the ground in June. *Polemoniums* bloom from May to the end of June. Lupins follow in several attractive shades. Try Harkness' regale mixture and Downer's hybrids. *Nudicaule* (Iceland) Poppies are delicate subjects (try the Sunbeams). The Shasta Daisy furnishes wonderful cutting material.

*Campanula* or Bell flowers, now dominate the garden for several weeks with their various varieties.

*Pyrethrum Roseum*, or Painted Daisy is a large pink daisy-like flower like the Shasta Daisy. *Delphiniums* (Larkspur) particularly the dark *Formosum* and Indigo are at their best near the pure white *Lilium Candidum*. *Anchusa Dropmore* is a welcome blue color. The Oriental Poppies offer a blaze of color.

Hollyhocks are gay sentinels of July. It is now mid-summer and hardy *Phlox* in their myriad shades add to the beauty for a few weeks. Try *Phlox Elizabeth Campbell* with *Candidum Lilies*. Garden *Heliotrope* (*Valerian Alba* is delightful after a shower; lovely with *Anchusa*). Red perennials should be backed against green background away from other conflicting colors. Day Lilies or *Hemerocallis*, may be found from primrose to deep orange shades. Evening Primrose (*Oenothera* is another useful yellow perennial. Blue Flax (*Linum Perenne*) is delightful planted with Miss Lingard *Phlox*. *Pentstemon Gentianoides* and *Gladiolus Primulinus* make another charming arrangement.

## PARCEL POST RATES

Lbs.	Local	Zone 1 and 2 150 miles	3rd 150 to 300 miles	4th 300 to 600 miles	5th 600 to 1000 miles
1	\$0.07	\$0.07	\$0.08	\$0.09	\$0.10
2	.08	.08	.10	.13	.16
3	.08	.09	.12	.17	.22
4	.09	.10	.14	.21	.28
5	.09	.11	.16	.25	.34
6	.10	.12	.18	.29	.40
7	.10	.13	.20	.33	.46
8	.11	.14	.22	.37	.52
9	.11	.15	.24	.41	.58
10	.12	.16	.26	.45	.64
11	.12	.17	.28	.49	.70
12	.13	.18	.30	.53	.76
13	.13	.19	.32	.57	.82
14	.14	.20	.34	.61	.88
15	.14	.21	.36	.65	.94
16	.15	.22	.38	.69	1.00
17	.15	.23	.40	.73	1.06
18	.16	.24	.42	.77	1.12
19	.16	.25	.44	.81	1.18
20	.17	.26	.46	.90	1.24

Seeds, bulbs and plants up to and including 4 oz. in weight can be sent at the rate of 1c an ounce regardless of distance. Over 4 oz. at the zone rate.

Limit of weight for delivery within local first and second zones, 70 pounds; to all other zones, 50 pounds. If weight exceeds this we will pack in 2 or 3 parcels (or more) provided money is remitted to cover postage.

A fraction of a pound is considered a full pound.

¢ .02 additional carrying charge.

**Low Prices.**—A matter of primary importance in buying seeds is to obtain only the best. Our position enables us to supply you with such seeds, and at prices to compete with all reliable seedsmen.

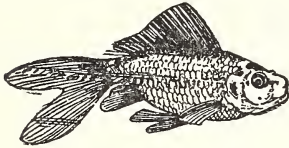
**Good Order.**—If seeds are not received in good order within a reasonable time, write us and we will look up the shipment. Small orders are often delayed in transit.

**Cash.**—Money must always accompany the order. Money may be sent safely either by Postoffice Order, Express Order or Bank Draft. We will be responsible for the safe receipt of remittances sent by either of the above methods, and in orders amounting to \$1.00 or more the cost of remitting may be selected in extra seeds. We accept postage stamps the same as cash.

## WARRANTY AND QUALITY OF SEEDS.

While we exercise the greatest care to have all our seeds Pure, Reliable, and True to Name, we do not give any warranty, express or implied, as to description, quality, and productiveness, or any other matter, of any seeds we send out, and we will not be in any way responsible for the crop. If the purchaser does not accept the seeds on these terms, they are at once to be returned and the money that has been paid for same will be refunded.

**Postage.**—Postage is not charged on ounces and quarter pounds of vegetable seeds excepting beans, peas and corn. For Parcel Post Rates see front page.



**COLD FISH.**

We have an elegant stock of selected American bred fish. 10 cents up. Special prices on quantities.

**FISH GLOBES.**

All sizes, hanging globes. Prices from 25 cents up.

**AQUARIA ORNAMENTS.**

Full line, from 15 cents up, according to size.

**COMMON FLOWER POTS.**

	EACH		EACH
2 inch . . . . .	3c.	7 inch . . . . .	20c.
3 inch . . . . .	4c.	8 inch . . . . .	25c.
4 inch . . . . .	5c.	9 inch . . . . .	40c.
5 inch . . . . .	8c.	10 inch . . . . .	55c.
6 inch . . . . .	10c.	12 inch . . . . .	1.10c.

Saucers half price of pots.

Special prices on large quantities.

**DRY POWDER SPRAYER—Easy to Operate**

Holds one quart. Price, 75 cents.

**THE HIGH PRESSURE SINGLE TANK SPRAYER**

It is a marvel. Quick and easy to work. It holds three gallons, and when charged, which takes but half a minute, it will give a continuous spray ten minutes, and will throw a coarse spray 12 to 15 feet high, and a fine stream onto any ordinary fruit tree. Equipped with rubber extension hose, the fine spray can be carried into the tops of trees. This sprayer is especially adapted for tobacco, potato spraying and nursery work.

**THE SMITH "JUNIOR" CONTINUOUS SPRAYER**

Will do anything that any sprayer or atomizer will do and do it three times as fast, with half the labor. It is furnished with two interchangeable brass nozzles, one to spray straight ahead, the other to spray up or down or in any direction.

**THE No. 5 SPRAYER**

Is made of heavy tin with double seamed reservoir, making a strong, indestructible, compact sprayer. Adapted especially for spraying our Standard Fly and Germ Killer. Holds about one quart.

**MARYVILLE BRASS BUCKET OR BARREL SPRAYER WITH ACITATOR**

Complete with hose and graduating fine or coarse spray or solid stream nozzles. **PRICES OF SPRAYERS ON APPLICATION.**

**ASPARACUS.**

An ounce of seed will sow 50 feet of drill, and produce about 300 plants. Fair crops may be expected the third year from seed.

	Oz.	¼lb.	lb.
<b>Columbian Mammoth White</b> . . . . .	.10	.25	.75
Very vigorous and robust in habit; grows large shoots. Needs no earthing up.			
<b>Early Giant Argenteuil</b> . . . . .	.10	.25	.75
The stalks grow to a mammoth size. It is early, and so very vigorous it is but little troubled with rust.			
<b>Washington, Mary</b> . . . . .			<b>\$2.50</b>
The highest type of the rust-resistant asparagus. It is earlier, larger and longer than the original Washington and quite as resistant. Tips are very tight and do not "sprangle out" or "blow" prematurely.			



## BEANS.—Dwarf or Bush.

Postage on all Beans to be paid by purchaser. See Parcel Post Rates  
Front Page

Beans should not be planted before the ground becomes light and warm, in favorable seasons usually about the first of May. The soil should be rich and mellow, and the seeds scattered about 3 inches apart in drills that are 2 to 2½ feet apart, and covered about 2 inches deep. Successive sowings, made at intervals of about two weeks until the middle of July, will give a plentiful supply of beans throughout the season. One pound of seed will sow feet of drill.

### GREEN PODDED SORTS.

	Lb.	¼ Bu.	Bu.
Black Valentine (Rattail) . . . . .	.25	\$2.50	\$9.50
Long Fellow . . . . .	.25	2.50	9.50
Early and prolific. Long and very tender pods.			
Giant Stringless Green Pod . . . . .	.25	2.50	9.50
Stringless Green Pod . . . . .	.25	2.50	9.50
Green Round Pod.			
Hopkins' Imp. Round Pod, Ex. Early Valentine . . . . .	.25	2.50	9.50
The best Valentine in the market.			
Extra Early Refugee . . . . .	.25	2.50	9.50
Refugee or "1000 to 1" . . . . .	.25	2.50	9.50
Tennessee Green Pod . . . . .	.25	2.50	9.50
Horticultural Dwarf . . . . .	.25	2.50	9.50
Shell Beans. Late and productive,			
Large Red Kidney . . . . .	.20	2.25	8.00
Shell Beans.			
White Kidney . . . . .	.20	2.25	8.00
Shell Beans.			
White Marrow . . . . .	.20	2.25	8.00
Shell Beans.			
White Navy . . . . .	.15	2.00	7.50
Shell Beans.			
Bountiful Bean . . . . .	.25	3.00	12.00
Very early and stringless			

### WAX PODDED BEANS.

	Lb.	¼ Bu.
Wardwell's Kidney Wax . . . . .	.25	\$2.50
German Black Wax . . . . .	.25	2.50
Improved Golden Wax . . . . .	.25	2.50
A standard sort.		
Crystal White Wax . . . . .	.25	2.50
Round; white pods; fine for pickling.		

PRICES SUBJECT TO CHANGE WITHOUT NOTICE.

## POLE BEANS.

Less hardy than the Bush Beans, and should be planted several weeks later, when the ground is warmer. Plant the seeds in slightly raised hills 3 or 4 feet apart, 4 or 5 seeds to the hill. The Limas are especially tender, and the rule for late outside planting with them is rigid. Painstaking cultivators, who are usually the most successful, plant them eye downward, after setting stout poles for every hill. All sorts of late-ripening Pole Beans are benefited by pinching the tips of the vines back when they are about 5 feet high. A pound will plant about 100 hills.

	Lb.	¼ Bu.
Lazy Wife's . . . . .	.25	\$2.75
Dutch Case Knife . . . . .	.25	2.75
Speckled Cut Short Corn Bean . . . . .	.25	2.75
Horticultural or Cranberry . . . . .	.25	2.75
Kentucky Wonder, or Old Homestead . . . . .	.25	2.75
White Kentucky Wonder . . . . .	.25	2.75
Pods green and tender.		
Kentucky Wonder, Wax . . . . .	.25	2.75
Early Golden Cluster Wax . . . . .	.25	2.75
Very early and very prolific.		

## POLE LIMA BEANS.

	Lb.
Large Lima . . . . .	.25
Extra large size.	
King of the Garden . . . . .	.25

## BUSH OR DWARF LIMA BEANS.

	Lb.
Burpee's Imp. Bush Lima and Ford Hook Bush Lima . . . . .	.35
Henderson's Bush Lima . . . . .	.25
Dreer's Bush Lima . . . . .	.30

## SWEET CORN.

Postage to be Paid by Purchaser. See Parcel Post Rates on Front Page.

The Sweet or Sugar varieties being liable to rot in the cold or wet ground, should not be planted before May, or until the ground has become warm, and for a succession continue planting every two weeks, until the middle of July, in rich, well-manured ground in hills three feet apart each way, covering about half an inch and then thin out three plants to a hill, or plant in rows four feet apart and to stand eight inches apart in the rows.

One-quarter pound to 100 feet; 1 gallon to the acre.

	Lb.	¼ Bu.	Bu.
Black Mexican . . . . .	.15	1.25	4.75
One of the sweetest and best; ears 8 inches long and 8-rowed; grains bluish-black when ripe.			
Imp. Adam's . . . . .	.15	\$ 1.25	\$ 4.00
Adam's Extra Early . . . . .	.15	1.25	4.25
Early Adams . . . . .	.15	1.25	4.00
Golden Bantam . . . . .	.15	1.25	4.75
Kendall's E. Giant . . . . .	.15	1.25	4.75
Early Mammoth . . . . .	.15	1.25	4.75
Early Evergreen . . . . .	.15	1.25	4.75
Country Gentleman . . . . .	.15	1.50	5.00
Shoe Peg . . . . .	.15	1.50	5.00
Stowell's Evergreen . . . . .	.15	1.25	4.75
Late Mammoth . . . . .	.15	1.25	4.75
Howling Mob . . . . .	.15	1.25	4.75
Perfection . . . . .	.15	1.50	5.00
Large eared, early variety.			

## PEAS.

Postage to be Paid by Purchaser. See Parcel Post Rates Front Page.

Peas succeed in light, dry, loamy soil. Early and dwarf sorts require richer soil than the late varieties. If manure is used let it be old and well rotted, or there will be a rank growth of vines with few pods. Sow the early, smooth, round sorts as early in spring as the ground can be worked. Seeds of wrinkled varieties are more liable to rot if the ground is cold and must be planted later. Sow all the varieties quite early and depend for succession upon the different times of ripening of the various sorts, or from the first sowing sow every two weeks until June for a succession. One-half pound to 100 feet; 2 bushels to the acre.

	Lb.	¼ Bu.	Lb.
Big Alaska . . . . .	.25	2.75	10.00
Alaska . . . . .	.25	2.75	10.00
The very earliest and best blue pea. Height, 2 ft.			
Firs and Best . . . . .	.25	2.75	10.00
Very early. Height, 2½ ft.			



**PEAS.**—Continued.

	Lb.	¼ Bu.	Bu.
<b>Chicago Market</b> . . . . .	.25	3.25	12.00
Wrinkled variety; height 1½ ft.; about one week later than Gradus. Long dark green pods containing 6 to 8 large peas.			
<b>Gradus, or Prosperity</b> . . . . .	.25	3.00	11.00
One of the earliest of wrinkled varieties; large pods. Height, 2½ ft.			
<b>Thomas Laxton</b> . . . . .	.25	3.00	11.00
Similar to Gradus only a few days later.			
<b>Nott's Excelsior</b> . . . . .	.25	2.75	10.00
An improvement on American Wonder. Height 1 ft.			
<b>American Wonder</b> . . . . .	.25	2.75	10.00
Well known and very popular. Height, 1 ft.			
<b>McLean's Little Gem</b> . . . . .	.25	2.75	10.00
Very prolific; a garden favorite. Height, 1 ft.			
<b>Improved Stratagem</b> . . . . .	.25	2.75	10.00
An improvement on the old Stratagem. Height, 2 ft.			
<b>Pride of the Market</b> . . . . .	.25	2.75	10.00
Very large pods; popular for market. Height, 1½ ft.			
<b>Peter Pan</b> . . . . .	.25	3.25	12.00
Wrinkled; long pods containing 7 to 9 peas. Height, 2 ft.			
<b>Laxtonian</b> . . . . .	.25	3.25	12.00
Large, full pods; fine quality. Height, 1½ ft.			
<b>Telephone</b> . . . . .	.25	2.75	10.00
Enormous pods; fine quality. Height, 4½ ft.			
<b>Champion of England</b> . . . . .	.25	2.75	10.00
Well known standard variety. Height, 5 ft.			
<b>Tall White Marrowfat</b> . . . . .	.25	2.25	8.50
Height, 4 ft.			
<b>Royal Dwarf White Marrowfat</b> . . . . .	.25	2.25	8.50
A favorite for market. Height, 2½ ft.			

**BEETS.**

The soil best suited to the Beet is a deep, light and rich loam. For very early crops, the seed is sown in hotbeds, and the seedlings are transplanted to the open ground. For main crop, the seed is sown outside as soon as the soil is in good condition, in drills from 12 to 15 inches apart, and covered about an inch deep; the plants are thinned to stand 4 or 5 inches apart in the rows. For winter crops, sow seed in June, in drills, as for early Beets. An ounce of seed will sow 100 feet of drill; five or six pounds will sow an acre.

	Oz.	¼lb.	lb
<b>Extra Early Dirigo</b> . . . . .	.10	.20	.60
<b>New Crosby's Egyptian</b> . . . . .	.10	.20	.60
<b>Detroit Dark Red Turnip Beet</b> . . . . .	.10	.20	.60
<b>Improved Extra Early Eclipse</b> . . . . .	.10	.20	.60
<b>Early Blood Turnip</b> . . . . .	.10	.20	.60
<b>Early Turnip Bassano</b> . . . . .	.10	.20	.60
<b>Edmund's Early Blood Turnip</b> . . . . .	.10	.20	.60
<b>Half Long Blood</b> . . . . .	.10	.20	.60
<b>Long Dark Blood Red</b> . . . . .	.10	.20	.60
<b>Yellow Globe</b> . . . . .	.10	.20	.60
For stock.			
<b>Mammoth Long Red</b> . . . . .	.10	.20	.60
For stock.			
<b>True Sugar</b> . . . . .	.10	.20	.60
<b>Fire Ball</b> . . . . .	.10	.25	.75
<b>Early Wonder</b> . . . . .	.10	.25	.75

A selection from Crosby's Egyptian though not so early as our strain of that variety. Roots very uniform, nearly globe-shaped, with small top and tap root; skin dark red, flesh deep blood red, with little zoning. Popular with market gardeners for early or late planting.

**BRUSSELS SPROUTS.**

Dwarf Improved . . . . .	.25	.90
Species of Cabbage; cultivation the same.		

**COLLARDS.**

True Georgia . . . . .		Oz.
Used as Greens. . . . .		.15

**CABBAGE.**

Seed sown in hotbed or greenhouse about February 15 will give plants large enough to transplant into hotbeds about March 10. Set them 2 or 3 inches apart each way, and as soon as they become well established remove the glass for part of the day, to harden them for final transplanting into the open ground, increasing the exposure daily until April 10 or 20, when the final transplanting may be made. Plants for this early crop need not stand further apart than  $1\frac{1}{2} \times 2$  feet. For late crops, sow seeds in April or May, and transplant to the open ground when large enough, setting the plants up to the first leaf, and  $2 \times 3$  feet apart. It is important that the plants should not stand thick in the seed-beds, as this would induce weak, slender plants.

One oz. to 1500 plants; 2 oz. to the acre.

Copenhagen Market . . . . .		Oz.
Nearly as early as Wakefield, with solid round heads		.25
Glory of Enkhuizen . . . . .		.25
Very large; solid round heads.		
Extra Early Express . . . . .		.25
The earliest of all.		
Burpee's All Head Early . . . . .		.25
Larger than Early Summer and earlier.		
Early Jersey Wakefield . . . . .		.25
The standard sort.		
Large Charleston Wakefield . . . . .		.25
Very solid and not so pointed.		
Early Dwarf Flat Dutch . . . . .		.25
Reliable and popular among market gardeners.		
Early Winningstadt . . . . .		.25
Early; very solid.		
Fottler's Early Drumhead . . . . .		.25
A first-rate second early.		
Henderson's Early Spring . . . . .		.25
Extra early; round flat-heads.		
Henderson's Early Summer . . . . .		.25
One of the best early kinds.		
All Seasons . . . . .		.25
Fine, large heads.		
Henderson's Succession . . . . .		.25
Similar to All Seasons.		
Burpee's Sure Head . . . . .		.25
Medium size; round; very solid and fine grained.		
Selected Flat Dutch . . . . .		.25
A selected strain of large size and a good header.		
Late Drumhead . . . . .		.25
Danish Ballhead . . . . .		.25
Hollander . . . . .		.25
This variety is a true shipper.		
Golden Acre . . . . .		.50
Extra early selection of the Copenhagen type, maturing with Jersey Wakefield and the earliest of the round head cabbage.		
Mammoth Rock Red . . . . .		.25
The largest and solidest of all red cabbages.		
Improved American Savoy . . . . .		.25
Very fine quality.		

**PRICES SUBJECT TO CHANGE WITHOUT NOTICE.**

## CAULIFLOWER.

Culture for Cauliflower and cabbages is essentially the same, but to the former extra care given in applying fertilizers and moisture well repays the gardener. Sow the seeds for early and late crops as directed for cabbage, but do not set the early plants in the open field too soon, for if too much stunted by severe frosts they begin to form heads before they are strong enough to develop them well. Plants which have not headed before winter sets in may be stored in a cool cellar or coldframe, and will form heads there without any further attention.

One oz. to 1500 plants; 2 oz. to the acre.

	Pkt.	¼Oz.	½Oz.
Early Snowball . . . . .	.10	.50	1.00
Early dwarf and reliable.			

## CARROT.

Carrots succeed best on heavy loam, which preferably should have been well fertilized the previous year, as fresh manure often causes the roots to grow pronged and misshapen. Sow the seed as early in the spring as the ground can be prepared, firming the soil down over them. One ounce of seed will sow 200 feet of drill; 2 pounds will sow an acre.

	Oz.	¼lb.	1b
Oxhart . . . . .	.10	.25	.75
Roots short and very thick.			
Danver's Half Long . . . . .	.10	.25	.75
Good for all purposes.			
Long Orange . . . . .	.10	.25	.75
Large; good for stock also.			

## CELERIAC.

Sow in early spring; transplant the seedlings in May. They will be ready for cooking in October and may be preserved in dry sand for use during winter.

	Oz
Turnip Rooted Celery . . . . .	.25

## CELERY

Celery can be grown on any garden soil, but is finest on deep, mellow bottom land. Seed for early crops should be sown in hotbeds about March 15. The plants may either be thinned to give them room to grow, or transplanted to another bed to grow until it is time to plant them in the open ground. For main crop, seed should be sown in the open air as soon as the soil and air are warm enough. They should be covered lightly, or merely pressed into the earth with a board if the soil is fine and mellow. The seed-bed must be kept, free from weeds, and well watered in dry weather. When the plants are large enough, transplant them to shallow trenches or furrows from 4 to 6 feet apart, according to the variety grown, setting the plants 6 inches apart in the rows and pressing the soil firmly around them.

One oz. to 10,000 plants.

	Oz
Golden Self Blanching, French Stock . . . . .	.50
Winter Queen . . . . .	.25
Very large stalks; splendid keeper.	
White Plume . . . . .	.25
Celery Cabbage or Chinese Lettuce . . . . .	.25

## CORN SALAD.

Sow the seed thickly in shallow drills in September, and firm the soil well down above it, if the weather be dry. Highly appreciated, and much grown where other salads and lettuces do not succeed. An ounce of seed will sow a bed 20 feet square.

	Oz.	¼lb
Large Leaf . . . . .	.10	.25
Fine for salad.		

## CRESS.

One-half oz. to 100 feet of drill.

	Oz
Curled or Pepper Grass . . . . .	.20
Used for salad; very pungent.	
True Water Cress . . . . .	.40
Delicious flavor; very wholesome.	



## CUCUMBERS.

The seed cannot be planted in the open ground before the weather has become warm and settled, and the ground mellow and light. Plant the seeds in well-enriched hills about 4 feet apart each way, and as soon as all danger from insects is over thin the plants to leave four of the strongest in each hill. One oz. to 50 hills; 1 pound to the acre.

	Oz.	¼lb.	1b.
<b>The Davis Perfect</b> . . . . .	.10	.30	1.00
A sure money maker for those engaged in growing cucumbers under glass "for profit" as well as for truck gardeners to grow out-of-doors. It is as early as the earliest strain of White Spine and it out-yields by far anything ever tried. Unequaled for quality, shape, color and productiveness. Bound to become the most popular cucumber when known.			
<b>Hoermann's Alaska</b> . . . . .	.10	.30	1.00
This is a hybrid sort which produces very fine Cucumbers for slicing or pickling. When suitable for slicing they average from 6 to 8 in. long, uniform in shape, dark green color with lighter stripes extending from the blossom about ½ of the length. Every one should try this variety as it is an abundant yielder and succeeds under conditions where other sorts fail.			
<b>"Cumberland"</b> . . . . .	.10	.25	.85
An excellent new variety; very desirable both for slicing and pickles.			
<b>Lemon Cucumber</b> . . . . .	.10	.30	1.00
A luscious flavored Cucumber. Not same as garden Lemon.			
<b>Arlington White Spine</b> . . . . .	.10	.25	.85
The old favorite.			
<b>Evergreen White Spine</b> . . . . .	.10	.25	.85
Claimed to be an improvement on the above.			
<b>Early Fortune</b> . . . . .	.10	.25	.85
Very fine, early and productive white spine.			
<b>Early Cluster</b> . . . . .	.10	.25	.85
<b>Chicago Pickling</b> . . . . .	.10	.25	.85
<b>Nichols Medium Green</b> . . . . .	.10	.25	.85
<b>London Long Green</b> . . . . .	.10	.30	1.00
<b>West India Gherkin</b> . . . . .	.10	.30	1.00
Good for pickling only. (Small.)			
<b>Japanese Climbing</b> . . . . .	.10	.30	1.00
It is suitable for growing either in frames or in the open air. It is very early and exceedingly productive. The fruit is excellent either for table or pickling.			

## LETTUCE.

Seed for the first outdoor crop is usually sown in hotbeds in February, and the seedlings transplanted to the garden in April, 8 to 12 inches apart, in rows 12 inches apart. For a succession until frost, sow in drills in the open ground at intervals of every two or three weeks, and thin the plants to stand 6 to 8 inches apart. For plants to force in hotbeds from November until spring, sow seed in hotbeds in the fall, and cover up as winter approaches, until the plants are required for use. Or the seed may be sown in hotbeds early in winter and the seedlings transplanted when large enough into fine and well-prepared garden soil.

One-fourth oz. to 100 feet of drill; 2 pounds to the acre.

	Oz.	¼lb.	1b.
<b>Grand Rapids</b> . . . . .	.15	.50	1.50
Extra fine for forcing.			
<b>Immensity, extra large size.</b> . . . . .	.15	.40	1.00
<b>Black Seeded Simpson</b> . . . . .	.15	.40	1.00
Stands heat well.			
<b>Early Curled Simpson</b> . . . . .	.15	.40	1.00
Good for forcing and out doors.			
<b>Philadelphia Butter</b> . . . . .	.15	.40	1.00
Solid heads of large size; stands heat and cold well.			
<b>Prize Head</b> . . . . .	.15	.40	1.00
Leaves frilled and blistered; very crisp.			
<b>Early White Cabbage or Butter</b> . . . . .	.15	.40	1.00
Large solid heads.			
<b>Denver Market</b> . . . . .	.15	.40	1.00
Good header.			
<b>Hanson</b> . . . . .	.15	.40	1.00
Stands drought and hot sun well.			

**LETTUCE—Continued.**

	Oz.	¼lb	Lb.
Wayahead . . . . .	.15	.40	1.00
A very early, handsome, sure-heading variety.			
Big Boston . . . . .	.15	.40	1.00
California Cream Butter . . . . .	.15	.40	1.00
Well formed ; light green heads.			
Brown Dutch . . . . .	.15	.40	1.00
Leaves brown.			
Iceberg . . . . .	.15	.50	1.50
The hardest heading variety of all.			
May King . . . . .	.15	.40	1.00
Heads extra large and solid ; green outside but heart clear yellow.			

**ENDIVE.**

This is an important fall and winter salad. For early, the seed should be sown in April, in drills 15 inches apart, and the seedlings thinned to stand 12 inches apart in the rows. Sowings for the main crop may be made in June and July, as the vegetable is used principally in fall and winter. The inner leaves are blanched by tying the tips of the outer ones together, or by laying boards over the plants. One-fourth oz. to 100 feet of drill.

	Oz.	¼lb
Broad Leaved Batavian . . . . .	.15	.50
Thick, slightly wrinkled ; forming a loose head.		
White Curled . . . . .	.15	.50
Green Curled . . . . .	.15	.50

**EGG PLANT.**

Sow the seed in hotbeds early in March, transplant to small pots and plunge them in the same beds ; this is to make them strong and stocky. They should not be planted out until May or June, when the weather becomes warm and settled, as cool nights and wet weather will check their growth. Set the plants in rows 3 feet apart each way and give them thorough cultivation, drawing the earth up to the stems when they are about a foot high. Repeated sowings are sometimes necessary, as the seed does not germinate freely without strong and uniform heat. One oz. to 2,000 plants.

	Oz.
New York Improved Spineless . . . . .	.40
Black Beauty . . . . .	.40

**KALE.**

One oz. to 2,000 plants, 1 pound to the acre.

	Oz.	¼lb.	Lb.
Improved Siberian . . . . .	.10	.25	.75
Dwarf German Green . . . . .	.10	.25	.75
Tall Curled Scotch . . . . .	.10	.25	.75

**SWISS CHARD, SILVER OR SEA KALE**

Grown exclusively for its leaves, which can be used and served like Spinach. Cultivation same as for Beets . . . . .

.10	.25	.75
-----	-----	-----

**KOHL RABI.**

Very palatable when prepared for the table like turnips. If the weather is favorable the seed should be sown in April, in rows 18 inches apart, and the seedlings thinned to stand a foot apart. One-half oz. to 100 feet of drill.

	Oz.
Early White Vienna . . . . .	.25
Early Purple Vienna . . . . .	.25

**LEEK.**

Used for seasoning soups and boiling with meats. The seed should be sown in hotbeds in early spring, and the seedlings transplanted later to the open ground, 8 inches apart, in rows from 12 to 15 inches apart. One-half oz. to 100 feet of drill.

	Oz.
Broad Scotch or London Flag . . . . .	.25

**MUSHROOM SPAWN.**

American Pure Culture Spawn . . . . .	1 lb. Brick .35
---------------------------------------	-----------------

## MUSTARD.

The young and tender leaves of the mustard are greatly relished as salads or when cooked like spinach. The seed should be sown in shallow drills as early as the ground can be prepared in spring, and the leaves cut when several inches long. One oz. to 50 feet of drill.

	Oz.	¼lb.	Lb.
White . . . . .	.10	.20	.60
Southern Giant Curled . . . . .	.10	.20	.60
Ostrich Plume . . . . .	.10	.20	.60

## OKRA.

The tender young pods are used for seasoning soups and stews. Sow the seeds thickly in rich soil about the middle of May, in drills 3 feet apart, and cover the seeds an inch deep. Two oz. to 100 feet of drill.

	Oz.	¼lb.
Dwarf White . . . . .	.10	.25
Perkins' Mammoth. . . . .	.10	.25

Green podded; an excellent strain.

## ONION.

Onions thrive best on a rich, deep, loamy soil. For sets, the seeds should be sown very thickly in drills as early as possible in spring. In summer, as soon as the tops die down, harvest the bulbs and store them in a dry, cool place, spreading them in thin layers. Early in the following spring replant them 4 inches apart, in small drills 12 inches apart, and they will form into fine, large bulbs early in the season. Large Onions may also be grown from seed the first season if the land is strong and well manured, the seed sown thinly in drills a foot apart, and the seedlings thinned to stand 3 or 4 inches apart in drills; they must be well cultivated and kept free from weeds. Five pounds per acre will be required for large onions; for sets, 25 to 30 pounds. One-half oz. to 100 feet of drill.

	Oz.	¼lb.	Lb.
Mammoth Prizetaker . . . . .	.30	1.00	3.00
Largest yellow onion grown.			
White Silverskin or Portugal . . . . .	.30	1.00	3.50
Extra Early Red Round . . . . .	.30	1.00	3.00
Extra Large Red Wethersfield . . . . .	.30	1.00	3.00
Yellow Globe Danvers . . . . .	.30	1.00	3.00
Southport Large Red Globe . . . . .	.30	1.00	3.00
Southport Large White Globe . . . . .	.30	1.10	4.00
Yellow Danver . . . . .	.30	1.10	4.00

## PARSLEY.

Much used for garnishing and flavoring soups, stews, etc. The seed is slow to germinate, and should be sown as early as possible, in drills 12 inches apart, thinning plants in rows 4 to 6 inches apart. One-half oz. to 100 feet of drill.

	Oz.
Plain, for flavoring . . . . .	.20
Moss Curled. Finely cut and curled for garnishing . . . . .	.20

## MUSKMELON.

Muskmelon seed should not be planted outdoors until the ground has become warm and dry. The hills should be about 6 feet apart, and carefully prepared. Rich earth is far better for the young plants than manure; but if the latter must be used see that it is well rotted. Plant from six to twelve seeds in a hill, and when the young seedlings are strong enough to resist the attacks of insects, thin them, leaving three of the strongest in each hill.

One oz. to 50 hills; 1 to 2 pounds per acre.

	Oz.	¼lb.	lb.
Tip Top . . . . .	.10	.30	1.00
Yellow flesh, sweet, juicy and of finest flavor.			
Burrell's Gem, or Ordway . . . . .	.10	.25	.75
A yellow fleshed nutmeg, very sweet, and a good seller.			
Hoodo or Hearts of Gold . . . . .	.10	.25	.75
This new variety is the equal of any melon, and superior in its round qualities. Yellow flesh.			
Paul Rose . . . . .	.10	.25	.75
Very early; good shipper; red flesh.			
Emerald Gem . . . . .	.10	.25	.75
Extra early; orange flesh; very sweet.			
Ohio Sugar . . . . .	.10	.25	.75
Green fleshed, heavily netted.			



**MUSKMELON**—Continued.

	Oz.	¼lb.	Lb.
<b>Honey Dew</b> . . . . .	.10	.30	1.00
A new, distinct melon of the Cassaba type. Fruit large ovoid in form, about 10 inches long and 8 inches in diameter; surface smooth and hard without ribbing or netting, creamy white in color, turning to a lemon tint when fully ripe; flesh light emerald green, very thick, ripening to the rind, very tender and melting, with an extreme sweetness found in no other melon. Matures with Osage and is an excellent shipping and keeping sort.			
<b>Osage</b> . . . . .	.10	.25	.75
Yellow flesh.			
<b>Iron Clad (Eden Gem)</b> . . . . .	.10	.25	.75
One of the very best shipping melons. Green flesh.			
<b>Pollock's No. 10-25</b> . . . . .	.10	.30	1.00
A selection from No. 25, having deeper salmon tint, more uniform in size and better netted. Popular as a shipping melon at Rocky Ford.			
<b>Rocky Ford Colorado grown Netted Gem</b> . . . . .	.10	.25	.75
<b>Chicago Market</b> . . . . .	.10	.25	.75
A large and excellent green fleshed nutmeg; leading market melon of Chicago.			
<b>Extra Early Hackensack</b> . . . . .	.10	.25	.75
<b>Blue Ribbon Gem</b> . . . . .	.10	.25	.75

**WATERMELON.**

Secure good strong vines early in the season by making the hills large, mellow and well drained, with the manure placed so that they will not dry out quickly under hot suns. All possible protection from insects should be given the young plants, and as a protection from insects, use dry ashes or coal dust sprinkled over the leaves. Plant the seeds thickly, and thin the plants to four of the strongest in each hill.

One oz. to 50 feet of drill; 1 to 2 pounds to the acre.

	Oz.	¼lb.	Lb.
<b>Kleckley Sweets (Colorado grown)</b> . . . . .	.10	.20	.60
The sweetest table melon known.			
<b>Tom Watson</b> . . . . .	.10	.20	.60
The same shape and color as the Monte Cristo and Kleckley Sweet only larger and a better shipper. The skin is of a rich, deep green, the flesh a deep red and very sweet.			
<b>Monte Cristo</b> . . . . .	.10	.20	.60
Very sweet and tender; flesh rich red.			
<b>Halbert's Honey</b> . . . . .	.10	.20	.60
<b>Excell</b> . . . . .	.10	.20	.60
<b>Round Dark Icing</b> . . . . .	.10	.20	.60
<b>Long Light Icing</b> . . . . .	.10	.20	.60
<b>Gypsy, or Rattlesnake</b> . . . . .	.10	.20	.60
<b>Irish Grey</b> . . . . .	.10	.20	.60

**PUMPKIN.**

Grown principally for stock-feeding, yet some are so sweet, juicy and fine-grained that they will always be considered indispensable for pies and sauces. The vines require the same culture as that recommended for melons, but the seeds must be planted in hills much wider apart; frequently they are planted among corn. A pound of seed will plant from 200 to 300 hills.

One to two pounds to the acre.

	Oz.	¼lb.	Lb.
<b>Sweet Cheese or Kentucky Field</b> . . . . .	.05	.15	.35
The best sort.			
<b>Cusaw and striped Cusaw</b> . . . . .	.10	.30	1.00
Long, yellow, crookneck; fine for table or stock.			

## POP CORN.

	Lb.
White Rice . . . . .	.10
Golden Queen . . . . .	.10

## PEPPER.

Sow in hotbed as early as April, and transplant to rich, warm, mellow soil, as soon as the weather has become warm and settled, setting them about 2 feet apart in drills 3 feet apart.

One oz. to 1,500 plants.

	Oz.
Ruby Giant, and Ghinese Giant . . . . .	.35
Largest of all. Red.	
Sweet Mountain . . . . .	.25
Large; square shaped and mild.	
Bell or Bull Nose . . . . .	.25
Not quite so mild as Sweet Mountain.	
Ruby King . . . . .	.25
Fruit very large; bright red color. Very mild.	
Cayenne . . . . .	.25
Fruit long, hot and pungent.	
Red Chili . . . . .	.25
Small and prolific. Used for pepper sauce.	
Pimento . . . . .	.30

## PARSNIP.

Sow the seed in drills 15 inches apart, as early as possible in spring, and thin the plants until they are 5 or 6 inches apart in the rows. The roots are much improved by frost; to be dug up as required. On the approach of cold weather, cover them heavily with manure or litter. Deep, rich, heavy soil is best suited to the culture of Parsnips, and the roots will be smooth and large if no fresh manure is used; as this tends to make them coarse-grained and misshapen.

One-half oz. to 50 feet of drill; 3 pounds to the acre.

	Oz.	¼ lb	Lb.
Large Hollow-crown Sugar . . . . .	.10	.25	.75

## PEANUT.

Make rows two or more feet apart, and drop seed eight inches apart. Matures very early, and may be planted after oats in July. In gathering every pea comes out.

	Lb.
Virginia . . . . .	.25

## RADISH.

Sow in sheltered spot, the earth being deeply dug, highly fertilized, and raked free from clods and stones. Radishes grown on poor, thin soil cannot be made good; they will be misshapen and tough. To be good they must be grown quickly. Radishes can be forced by covering with a window or a sash. One oz. to 100 feet of drill; 10 to 15 pounds per acre.

	Oz.	¼ lb	Lb.
Round Scarlet China . . . . .	.10	.30	1.00
Icicle . . . . .	.10	.25	.75
Long, smooth, white forcing radish.			
Carmine Forcing . . . . .	.10	.25	.75
The best and quickest early scarlet turnip radish.			
Scarlet Globe . . . . .	.10	.25	.75
Fine for forcing and open ground; very early.			
Crimson Giant . . . . .	.10	.25	.75
Extremely large but never pithy; suitable for forcing or open cultivation; tender and crisp.			
New White Chartier . . . . .	.10	.25	.75
Improved Chartier or Shepherd . . . . .	.10	.25	.75
Cincinnati Market . . . . .	.10	.25	.75

**RADISH—Continued.**

	Oz.	¼lb.	Lb.
Wood's Early Frame . . . . .	.10	.25	.75
Early Long Scarlet Short Top . . . . .	.10	.25	.75
Early Scarlet Turnip Forcing White Tip . . . . .	.10	.25	.75
Early White Turnip . . . . .	.10	.25	.75
French Breakfast . . . . .	.10	.25	.75
Golden Globe . . . . .	.10	.25	.75
White Strasburg . . . . .	.10	.25	.75
Giant White Stuttgart . . . . .	.10	.25	.75
White Lady Finger, or Long White Vienna . . . . .	.10	.25	.75
Celestial, or White Chinese . . . . .	.10	.30	
Best for fall; very large white radish.			
California Mammoth Winter . . . . .	.10	.30	
China Rose Winter . . . . .	.10	.30	
Long Black Spanish Winter . . . . .	.10	.30	
Round Black Spanish Winter . . . . .	.10	.30	
Sparkler . . . . .	.10	.30	.75
Round white tip.			

**RHUBARB.**

Sow the seed early, and when the plants are large enough thin them to 4 or 5 inches apart. The next spring or fall transplant them 3 feet apart each way in deep, rich soil. For forcing, take up some large roots and place them in a dark corner of the cellar or greenhouse.

Two oz. to 100 feet of drill.

Victoria . . . . .	Oz. .10	¼lb .30
--------------------	---------	---------

**SEED SWEET POTATOES.**

The stock is of suitable size for bedding—small to medium (none very small). Always sorted before we ship same, so that nothing but sound stock can be sent out. But we wish it distinctly understood that customers take all risks after we deliver in good condition to the express or railroad company here. We do not ship until planting time (About April 10.)

Extra Early Carolina.

Early Yellow Jersey.

Market prices.

**SALSIFY, OR OYSTER PLANT.**

When cooked, the roots have something of the flavor and odor of oysters. They may be boiled, used in soups, or grated and fried as fritters. Culture the same as for parsnips and carrots. Roots are perfectly hardy, and may be left in the ground all winter. A quantity of roots for winter use may be stored in a pit or in sand or damp earth in a cellar.

One oz. to 100 feet of drill.

Mammoth Sandwich Island . . . . .	Oz. .20	¼lb .70
-----------------------------------	---------	---------

**SPINACH.**

One of the most important crops grown for greens, and may be had in good condition from very early in the spring until cold weather. For early use sow very early in spring, and for succession at intervals. The main crop for spring and winter use should be sown in September and the plants covered for winter. One-half oz. to 100 feet of drill; 6 to 8 pounds to the acre.

	Oz.	¼lb	lb
Long Standing . . . . .	.05	.15	.25
New Zealand . . . . .	.10	.25	.75
Large Thick Leaved . . . . .	.05	.15	.25
Bloomsdale Savoy . . . . .	.05	.15	.35
King of Denmark. New . . . . .	.10	.20	.50



## SQUASH.

Seed should not be planted in spring until all danger of frost is past. Plant in hills 5 feet apart for bush varieties and 6 to 8 feet apart for running sorts, putting 6 to 8 seeds to the hill, finally leaving but 3 plants. One-half pound to 200 or 300 hills; 2 to 3 pounds per acre.

	Oz.	¼lb
Early White Bush . . . . .	.10	.25
Early; flat scallop shape.		
Summer Crook-Neck . . . . .	.10	.25
Fruit about one foot long with crooked neck.		
Warty Hubbard . . . . .	.15	.25
A Hubbard squash completely covered with warts.		
Delicious . . . . .	.15	.25
A fall and winter variety.		
Golden Hubbard . . . . .	.15	.25
Boston Marrow, similar to Hubbard . . . . .	.15	.25
Banna Squash . . . . .	.15	.25

## TURNIP.

For early, sow as soon as the ground can be prepared, in drills 15 inches apart, and thin the plants to stand 8 inches apart. Sow for succession at intervals of two weeks until the last week in July, and from that time onward until the last of August sow for main crop. The sowings should always be made just before a rain, if possible, as the success of the crop depends, in a great measure, upon quick germination and rapid growth of the young plants.

One oz. to 300 feet of drill; 1 pound to the acre.

	Oz.	¼lb	Lb.
Extra Early White Milan . . . . .	.10	.25	.75
Early Purple Top Milan . . . . .	.10	.25	.75
Red, or Purple Top Strap Leaf . . . . .	.10	.20	.50
Red Top White Globe . . . . .	.10	.20	.50
White Flat Dutch . . . . .	.10	.20	.50
White Globe . . . . .	.10	.20	.50
Golden Ball . . . . .	.10	.20	.50
Excellent for table or stock; flesh yellow and sweet.			
Cow Horn . . . . .	.10	.20	.50
Grown for stock.			
American Purple Top Ruta Baga . . . . .	.10	.20	.50

## TOMATO.

As the plants advance in growth support them by brushwood. To have the Tomato very early it is necessary to start the plants in a hotbed, or they may be reared in a flower pot in a window and subsequently transplanted. Plants for an early crop should be raised under glass. For intermediate crop they may be raised on outside beds. For late crops the seed may be planted in permanent position. One oz. to 2,500 plants; 2 oz. to the acre.

	Oz.	¼ lb
Ponderosa . . . . .	.40	1.50
The largest tomato grown; rich crimson; solid flesh.		
June Pink . . . . .	.25	.90
Red Head (New) . . . . .	.30	1.00
An exceptionally fine, large, bright red variety, as early as Chalk's Jewel and nearly as large as Stone and as productive; fruits nearly globe-shaped, very solid; vine of medium growth; an excellent canning variety.		
Spark's Earliana . . . . .	.25	.85
Very early; bright red, smooth and of good size and excellent flavor.		
Dwarf Champion . . . . .	.25	.85
Very early; dark purplish red.		
Livingston's Perfection . . . . .	.25	.85
Early; medium size; color blood red.		
John Baer . . . . .	.25	.85
A very early, large red variety of fine quality.		

**TOMATO**—Continued.

	Oz.	¼ lb.
Early Detroit . . . . .	.25	.90
Bonny Best . . . . .	.25	.90
Very early; vigorous and productive; color scarlet.		
Livingston's Beauty . . . . .	.25	.85
Well known variety; crimson, tinged with purple.		
The Stone . . . . .	.20	.75
Very large and smooth; ripens evenly; bright scarlet.		
Dwarf Stone . . . . .	.25	.85
Chalk's Early Jewel . . . . .	.25	.85
Very early; smooth, round and of superior quality.		
Red Rock . . . . .	.25	.85
A very fine, large Tomato; excellent shipper. Contains no core, and very smooth.		
Greater Baltimore . . . . .	.25	.85
Large as Stone; deep red, very solid and productive.		
Golden Queen . . . . .	.30	
Yellow; ripens early; is large size, smooth and solid.		
Yellow Pear . . . . .	.30	
Used for Preserves.		
Red Pear . . . . .	.30	
Used for Preserves.		
Marglobe . . . . .	.50	

This new main-crop or midseason tomato is a wilt-resistant variety bred for use in disease infected districts. In addition to being wilt-resistant, it is a handsome deep red globe shaped tomato of great merit. The plants are vigorous and productive and the fruits are quite large. In our trials they averaged 7½ ounces in weight. The flavor seems to be a happy medium between the acid and non-acid sorts. The shape and size of the fruits makes this a very desirable salad or slicing tomato and the color and quality seem ideally fitted for canning.

**TOBACCO.**

Sow the seed in plant bed in March. Transplant when five or six leaves appear. Set in rows 3½ feet apart, 18 to 30 inches apart in the row, according to variety. When the bud appears, break off the top, leaving 16 leaves to mature. Keep off all suckers growing from the stem. When the leaves have become waxy and brittle it is ripe. Cut and hang the stock in a shed to dry.

Connecticut Seed Lea . . . . .	Oz.
Well-known variety.	.35
White Burley . . . . .	.35
Havana . . . . .	.35

**HERBS**

- Caraway—Seeds used for flavoring . . . . .
- Coriander—Seeds used for flavoring . . . . .
- Dill—Used for flavoring Pickles . . . . .
- Sweet Marjoram—Used as a seasoning . . . . .
- Rosemary—Leaves very fragrant . . . . .
- Sage—A highly aromatic Herb, most useful of all . . . . .
- Thyme—Used as a seasoning . . . . .
- Savory, Summer—Used as a seasoning . . . . .
- Savory, Winter—Used as a seasoning . . . . .
- Sorrel—Large leaved, French—Used as a Salad or cooked as Greens . . . . .
- Basil—Sweet—Leaves used for flavoring . . . . .
- Chervil—Used for flavoring Soups . . . . .
- Lavender—Leaves very fragrant . . . . .
- Chicory—Large rooted—The dried leaves are roasted and mixed with Coffee or used as a substitute . . . . .

Asparagus Roots }  
 Rhubarb Roots } Prices on application.

**PRICES SUBJECT TO CHANGE WITHOUT NOTICE.**

# Farm Seeds.

## FIELD CORN.

(Prices and Kinds on Application.)

## GRASS SEEDS.

(Prices of all Grass Seeds vary and can not be quoted.)

**Timothy.** Prime quality always in stock.

**Kentucky Blue Grass and Red Top.**

**Orchard Grass.** A very valuable grass, and should be extensively used for pasture, and is also good for hay.

**Soudan Grass.** The great rain and drought resister; the coming hay and fodder crop. Will produce a crop in four months. 15 to 20 pound will sow an acre.

## CLOVER.

**Medium, or Common Red; Mammoth or Large English; White, Alsike, Crimson, or Scarlet, and Alfalfa.**

**White and Yellow Blossom Sweet Clover.** Used for innoculating land for alfalfa also excellent for bee culture.

Prices of the above cannot be quoted here, as they will vary.

Hubam Sweet Clover

## SOUTHERN COW PEAS.

**The Great Land Renovator. The Growing Crop Not Only Enriches the Ground, but Furnishes a Large Amount of Most Valuable Forage For Dry or Green Feeding.**

Sow from  $1\frac{1}{4}$  to  $1\frac{1}{2}$  Bushels to the Acre.

**Whip-poor-Will.** An early variety, tall, upright; medium yield of vines; large yield of peas, for which they are particularly grown. Highly recommended for "hogging down." Market price.

**Canada Field Peas.** Market price.

**Dwarf Essex Rape.** A forage plant of highest value. It can be sown in April for an early crop, and for fall crop in July, August and September, and still later further South. It is sown broadcast 6 pounds to the acre, but it is better drilled, in which case 4 pounds to the acre will suffice. In a few weeks from the time of sowing sheep, hogs or cattle can be turned on it. All reports agree that they gain weight faster on this than any other fodder. As it can be sown after other crops are off, the gain in fodder is secured at a nominal cost. Stockmen, dairymen and farmers have proved its value.

## BUCKWHEAT.

Should be sown about the middle of June, broadcast, using from one-half bushel to three pecks of seed to the acre.

**Japanese.** This new sort has proven to be much earlier and more productive than any other variety. The grains are very large and of a rich brown color. It excels in yield and earliness. Market price.

**Common.** The well known sort. Market price.

## SORGHUM, OR SUGAR CANE.

Sorghum is being used extensively as a green food for cattle, horses and mules. It is a sure crop, being a great drought resister and immense yielder, producing many tons of most nutritious green food to the acre. Specially fine for food for milk cows when pasture is short.

**Early Orange Cane.** A strong grower; much more juicy than any other variety. The stalk is heavier, and a little later than the Amber. Market price.

**Early Amber Cane.** Earliest of all. Market price.

**BROOM CORN—Improved Evergreen.** The best for general cultivation. Brush firm, of good length and bright green color. Market price.

---

TRANSPORTATION CHARGES TO BE PAID BY PURCHASER



## AMOUNT OF FIELD SEED REQUIRED TO THE ACRE.

Clover, common red, 8 to 10 lbs. per acre.  
 Clover, Alsike, 5 to 6 lbs. per acre  
 Alfalfa, 15 to 20 lbs. per acre.  
 Clover, sweet, 15 to 20 lbs. per acre.  
 Timothy, 6 to 8 lbs. per acre.  
 Blue Grass, 15 to 25 lbs. per acre.  
 Orchard Grass, 15 to 20 lbs. per acre.  
 Red Top, hulled, 8 to 10 lbs. per acre.  
 Red Top, unhulled, 20 to 25 lbs. per acre.

Sudan Grass, 15 to 20 lbs., broadcast per acre.  
 Buckwheat, 35 to 40 lbs. per acre.  
 Corn (field), 6 to 8 lbs. per acre.  
 Millet, 1 to 1½ bushels per acre.  
 Cow Peas, 1 to 1½ bushels per acre.  
 Rape, 6 to 8 lbs. per acre.  
 Cane, in drills 6 to 8 lbs.; broadcast, 25 to 30 lbs. per acre.  
 Rye, 1 to 1½ bushels per acre.

**THE CYCLONE SEED SOWER.** The best on the market.

### HOW TO MAKE A LAWN.

The ground should be spaded deeply and thoroughly raked to a level and fineness, and after the seed is sown should be very lightly raked, as heavy raking would cover it too deep. After raking it is well to roll it, but it is not absolutely necessary.

**Kentucky Blue Grass** is largely used alone, and it makes a fine sod. It is well to use with it a little **White Clover**, which is of low growth and looks well, and it is of surer growth than blue grass. As light seeds like blue grass cannot be covered deep, but must be close to the surface, they are readily affected by dry weather. The seed may be ready to sprout and in the morning be moist, but before night be dried out and ruined. With this uncertainty it is well to sow a little **Red Top** with it, which is of much surer growth, and in a couple of years the blue grass will run it out.

Seed can be sown with good results almost any time where water can be had to sprinkle when it becomes dry. If not, then February and March are the best months, that it may come up with the warm spring rains. August and September are also good months, as we usually have fall rains to do the same.

It is advised to sow one pound of seed to each 15 feet square on bare ground, and on old lawns in proportion as needed.

Choice Blue Grass      White Clover      Red Top

Evergreen Lawn Grass Seed, a mixture of the best grasses,

Shady Nook Grass Seed

### NEW PLANT LIFE ODORLESS LIQUID FERTILIZER

Contains Potash, Nitrogen and Phosphoric Acid

Supplying the needed nourishment for House Plants, Lawns, Shrubbery, Flowers, Vegetable Gardens and Trees. One pint will make 20 gallons of Fertilizer.

New Plant Life free from weed seeds, and does not deteriorate.

**PULVERIZED SHEEP MANURE**—Much better and less objectionable than barn yard manure.

**INCREASE YOUR YIELD OF ALFALFA, CLOVERS, COW PEAS**  
and other Legumes by Inoculating Your Seed or Soil with

## Mulford Cultures


FOR LEGUMES

Mulford Cultures improve your soil and, when properly used under favorable conditions, induce a prompt "catch" and often more than double your yield. They are easily used by anyone, without previous experience. No special knowledge or implements are required. Supplied in:

2½ Bu. Size \_\_\_\_\_ \$2.25  
 1 Bu. Size \_\_\_\_\_ 1.00

Small Size (supplied only in 4 varieties, for Garden Peas, Garden Beans, Lima Beans and Sweet Peas) .35

Always specify on your order what crop you want to inoculate, as there is a different strain of bacteria on each legume.



Alfalfa plant on left not inoculated. Plant on right inoculated with Mulford Culture for Alfalfa. All other conditions identical. This contrast speaks for itself.

# Supplies for Horses, Cattle, Hogs and Poultry.

## LINSEED MEAL.

(Crushed Oil Cake. Old Process.)

Well known as an excellent food. Market price.

## SALT-LODE—For Horses, Cattle, Hogs and Poultry.

This new preparation is used by mixing 1 pound salt-lode with 5 to 10 pounds barrel salt. 10 pound bucket \$1.00; half pound trial package 10c postpaid.

## PRATT'S POULTRY AND STOCK REMEDIES.

Hog Cholera Specific, Animal Regulator, Conditioner, Poultry Regulator, Lice Killer, Roup Cure, Worm Powder for stock, Chicken Cholera Remedy, Sore Head Chicken Pox Remedy, Animal Dip, Gape Remedy, Healing Powder, Head Lice Ointment, Healing Ointment, Scaly Leg Remedy, Poultry Disinfectant, Heave Cure, Baby Chick Food, Cow Remedy, White Diarrhoea Remedy, Colic Remedy, Distemper Remedy, Poultry Condition Tablets, Bronchitis Remedy, Veterinary Liniment, Chick Starter.

## LEE'S POULTRY REMEDIES.

Lice Powder, Liquid Lice, Egg Maker, Chick Grower and Germozone.

## CONKEY'S POULTRY AND STOCK REMEDIES.

Lice Powder, Stock Tonic, Poultry Tonic, Nox-i-cide Disinfectant, Roup Cure Worm Remedy, Cholera Cure, Scaly Leg Remedy, Gape Remedy, Sore Head Remedy, Head Lice Ointment, Limber Neck Remedy, Lice Liquid, Heave Cure, Chick Starter.




## CULTURES

Humogerm	1 Acre Size	\$1.00
"	5 " "	\$4.50
Nitragin	1 Bu. "	\$1.00
"	5 " "	\$4.50

Pratt & Conkey's  
Buttermilk  
Starting Food  
for  
Baby Chicks

## DON SUNG. CHINESE EGG LAYING TABLETS

A New Discovery. Price 50 cents per box of 30 Tablets; large box of 90 Tablets \$1.00. Poultry raisers all over the United States say Don Sung makes hens lay.



Ground Oyster Shell—Will increase the supply of eggs and keep poultry in healthy condition.

Hoermann's Louse Killer—For poultry and stock.

## LICE KILLING NEST EGGS.

Sunflower Seed—Large Russian. Sunflower seeds are superior food for poultry (said to improve the meat). Special prices in quantities.

## SPRATT'S REMEDIES.

Spratt's Dog Cakes.

" Puppy Cakes.

" Puppy and Dog Vermifuge

Spratt's Cod Liver Oil Cakes.

" Cat Food.

" Charcoal Cakes.

Spratt's Patent Fish Food.

**MALTOID-MILK-BONE. Bone Shaped Dog and Puppy Cakes.**  
**RYDE'S CREAM CALF MEAL.**

**SERGEANTS DOG REMEDIES.**

Mange Medicine  
Distemper Medicine

Pepsin Tablets  
Arsenic & Iron Pills

Condition Pills  
Skip Flea Powder

**PIGEON FEED.**

Hemp Seed.  
Milo Maize.

Canadian Field Peas.  
Pigeon Grit.

Kaffir Corn.  
Sweet Corn.



**HAMMOND'S SLUG SHOT**

HAMMOND'S SLUG SHOT, one of the best vegetable insecticides in use. Specially recommended for destroying the Cabbage worm, Potato bug, Tobacco worm, and other insects that prey on vegetation. Gardeners need have no fear about applying this, as it is not dangerous to handle like Paris Green, etc. Non-poisonous to human life. The quantity used per acre varies from 10 to 40 pounds, according to the size and number of plants.

**CARBOLINEUM.**

Wood Preserving Disinfectant . . . . . 1 Gal. Size \$1.50  
5 " " \$6.00

**Spray Your Flowers, Shrubs, Fruits, Vegetables, Etc., with  
"BLACK LEAF 40"**

Destroys such insects as Aphis (Plant Lice) Thrips and Leaf Hoppers. Contains 40% of nicotine. 1 oz. makes about six gallons of spray.  
Price 35c, 1/2 Lb. Can, \$1.25

**"Nico-Fume" for Spraying and Fumigating in Greenhouses**

**"NICO-FUME" LIQUID**

**SPRAYING**

"Nico-Fume" Liquid is a highly refined solution of free nicotine and is of exceptional purity. It is guaranteed to contain 40% of nicotine by weight in water solution. It contains no alcohol, camphor or other chemicals or adulterants which might impair its efficiency or injure plants, and is especially well adapted to florists' general needs, both for fumigation and spraying purposes.

For Green Fly, Thrips, etc., "Nico-Fume" Liquid furnishes highly satisfactory results when diluted at the rate of one or two teaspoonfuls to each gallon of water. For more resistant plant lice, such as Black Fly and the Chrysanthemum Leaf Miner (Marguerite Fly), three or four teaspoonfuls to each gallon of water may be used.

1/4-lb. tin, price 75c, contains at least 700 grains of pure nicotine.

1-lb. tin, price, \$2.25 contains at least 2800 grains of pure nicotine.

**CARBOLA Germ Killing White Paint. Use it instead of white wash and disinfectants**

Lime and Sulphur. Fungi Bordo. Bordeaux Mixture. Paris Green. Slug Shot  
Whale Oil Soap. Sulpho Tobacco Soap. (Prices on Application.)

**POULTRY SUPPLIES**

Poultry Markers, Chick Starter, Poultry Leg Bands, Scratch Feed, Charcoal, Alfalfa Meal, Beef Scraps, Drinking Fountains, Fine and Coarse Grit, Chicken Feeders, Oyster Shell, Meat Mash  
(Prices on Application).



# FLOWER SEEDS.

## ALYSSUM.

One of the sweetest and most useful of summer flowers. Hardy annual. **Sweet.** Flowers pure white. Five cents per packet.

## ANTIRRHYNUM.

(Snapdragon.)

One of our most showy and useful border plants. Hardy; blooming the first year from seed. One or two feet.

**Finest Mixed.** Per packet, 5 cents.

## ASTERS.

Give the Aster a deep, rich soil, and a mulching of coarse manure is very beneficial. A little liquid manure occasionally will give good results. Sow early in the house, and transplant into pots or boxes. As soon as the weather is warm enough plant in beds about twelve inches apart. Half-hardy annuals.

**Simple's Branching.** A beautiful strain of late flowering Aster, which bears on long stems, perfectly formed double flowers 4 inches in diameter, 18 inches to 2 feet high. Double mixed. Pkt. 10c.

**Giant Comet.** A beautiful and distinct class. Their very large, double flowers are often 4 to 5 inches across, with long, curled and twisted petals, forming loose half-globes, resembling Japanese Chrysanthemums.

Separate colors—white, pink, purple; packet 10.

Mixed colors; packet 10 cents.

**Queen of the Market.** A first-class early flowering Aster, coming into flower in July, of branching habit; flowers of good size and borne on long stems, making them exceedingly valuable for cutting; one foot. Per packet, 5c.



ASTER.

## ACERATUM or Floss Flower.

One of the very best bedding plants. Packet, 5 cents.

## AMARANTHUS (Joseph's Coat.)

Ornamental foliage plants. Per packet, 5 cents.

## BALSAM.

(Lady Slipper or Touch-Me-Not.)

Desirable for garden or pot culture. The soil should be of the richest and best quality. Set them about fifteen inches apart, and give them plenty of manure water. Tender annuals. Two feet.

**Double Camellia Flowered Mixed.** Of perfect form; beautiful colors. Per packet, 5 cents.

## CENTUREA.

**Special California Strain.** All colors. Very fine. Small trial packet 5c.

**Bachelor's Button.** This is the widely known and ever popular Corn Flower, or Corn Bottle. Hardy annual. Two to three feet high. Packet, 5 cents.

## CANDYTUFT.

A well known favorite. Is a hardy annual, very pretty in beds or masses.

**White.** One foot. Packet, 5 cents.

Mixed colors. One foot. Packet, 5 cents.

## CALENDULA (Pot Marigold.)

Showy, free-growing hardy annuals; valuable also for pot culture; 1 foot. Packet 5c.



### CALLIOPSIS.

Very handsome and showy plants, with numerous flowers of brilliant colors and of long duration in bloom. Of the easiest culture.

**Mixed.** All colors. Packet, 5 cents.

### CARNATION.

Carnations are general favorites for their delicious fragrance and richness of colors, Protect during the winter. Half-hardy perennial. One and one-half feet.

**Fine Double Mixed.** The hardiest and best varieties for garden culture. Packet, 10 cents.

**Marguerite.** These are deservedly the most popular Carnation with the amateur, as they begin flowering in a few weeks from time of sowing. Finest mixed. Packet, 10 cents.

### CANNAS.

Soak the seed for twelve hours in warm water before planting, and keep in a warm spot. The roots can be kept in the cellar over winter. The mixed seed we offer has been saved from the finest varieties of all colors. Packet, 5 cents.



### CANTERBURY BELLS.

Very ornamental growing about 2 feet high; large bell-shaped flowers. Packet, 5 cents.

### CASTOR BEANS.

Castor Bean, in all its varieties, has a very showy tropical appearance, singly or in groups. **Mixed Colors.** Packet, 5 cents.

### CENTENNIAL PLANT (Mexican Fire Bush.)

A very ornamental plant for borders and rookeries, producing fern like trees from 1 to 2 feet high. Of easy culture and very hardy. Packet, 5 cents.

### CHRYSANTHEMUM.

The annual varieties are hardy, very pretty, especially when grown in masses. Easy culture; stand the heat; require rich soil.

**Coronarium.** Mixed colors. One foot. Packet, 10 cents.

### COCKSCOMB.

The Cockscombs are tender annuals, require rich soil, will attain rich color and large size by repeated shifting; cut off side flowers and leave one head only to a plant. If cut before they fade the head may be preserved during the winter.

**Mixed Colors.** Packet, 5 cents.

### CHINESE WOOLFLOWER.

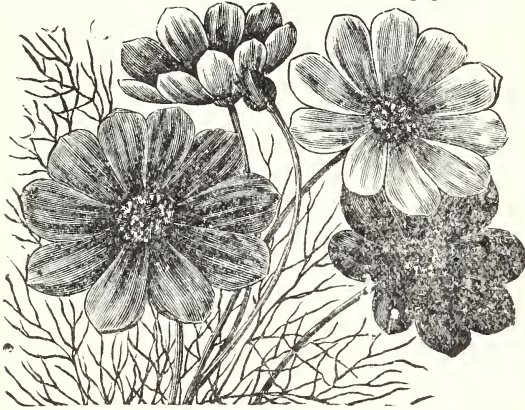
This new Cockscomb is one of the most magnificent garden annuals ever introduced. Plants grow two or three feet high, the bloom starting early with a central head, round and globular, which often reaches an immense size. Scores of branches are thrown out, each bearing a ball of scarlet wool, but not so large as the central one. None of the blooms fade in any way until hit by frost.

Start seed if convenient under glass about four weeks before time to transplant to the garden. If the little plants remain too long in pots or seed beds, they will begin to set bloom, which is not desirable. Transplant to the garden as soon as danger from frost is passed. Per packet, 5 cents.

## COLUMBINE. (Aquilegia.)

No hardy plant is more easily grown than the Columbine. Seed may be planted in the open ground early in spring, and will, in the case of the single varieties, bloom the same season. Or they may be planted in August or September, and will come up early in spring and make vigorous plants, which will bloom freely during late spring and early summer. They do well in sun or half shade. No other plant has so airy a grace as the Columbine, is more generous of blooms, or better adapted for cut flowers. In this mixture are shades of yellow and orange, blue and white, pure white, pink, dark red, and the red and yellow native Columbine, many of them having long spurs. Packet, 5 cents.

## COSMOS.



COSMOS.

Should be sown in spring, in the open ground, when danger from frost is past, or the seed may be started under cover and afterwards transplanted. When the plants are about a foot high, the tops should be pinched out to induce a bushy growth, and this should be continued until the middle of July, when they should have formed nice, bushy plants three feet high by the same in diameter.

Large Flowered Perfection. Mixed. Packet, 5 cents.

## DAHLIA.

A well-known favorite. The colors and shades of flowers are many; is a half-hardy perennial, tuberous rooted, deserving a place in every garden. Blooms till frost. Keep roots during winter in a dry cellar, free from frost.

Various Colors, Double. Five feet. Packet, 10 cents.

Various Colors, Single. Five feet. Packet, 10 cents

## FOUR O'CLOCK.

Marvel of Peru, or Four O'clock, is a very pretty annual of vigorous growth. The flowers are brilliant, singularly mixed and varied on the same plant. Two feet. Packet, 5 cents.

## FORGET-ME-NOT.

Half-hardy perennial. Six inches. Fine mixed. Packet, 5 cents.

## CAILLARDIA (Blanket Flower).

One of the most showy and brilliant of garden flowers. Packet, 5 cents.

## CERANIUM. Mixed, 10 cents per packet.

## HELIOTROPE.

The Heliotrope is a sweet-scented, tender perennial. Grows freely in the garden or greenhouse. Fine for bouquets. Two feet. Fine mixed. Packet, 5 cents.

## HOLLYHOCK.

One of the most majestic of hardy plants, and a clump or line in any garden gives an effect not attainable with any other plant. For planting among shrubbery or forming a background for other flowers it is without equal. The seeds offered have been saved from the finest double flowers. Packet, 5 cents.

## LARKSPUR. (Delphinium.)

The Larkspurs are showy annuals and perennials; beautiful border flowers. Foliage much divided, flowers in terminal spikes, blue, purple, white and red. The blue flowers are very brilliant. All grow freely in good soil. Mixed colors. Packet, 10 cents.

## LOBELIA.

Very dwarf plants, growing four to six inches high and forming dense masses of flowers. Of easy culture and well adapted for bedding, edging, pots or rookeries.

Finest Mixed Varieties. Packet, 5 cents.

## LUPINS.

Mixed. Showy hardy plants from 2 to 3 feet tall. Packet, 5 cents.

### MARIGOLD.

Marigolds are showy annuals of easy culture.

**Mixed Double.** (Tall French Marigold.) Packet, 5 cents.

### MIGNONETTE.

No annual is a more general favorite than the Mignonette. Its modest, sweet-scented flowers recommend it to every one. Of the easiest culture, it adapts itself to all situations. Finds a place in the greenhouse or observatory, in a box or pot on the window in some narrow, pent-up alley, or in the open ground in the summer.

**Machet Dwarf.** Large red. 6 inches. Packet, 5 cents.

### FLOWERING MOSS or PORTULACA.

One of the most showy and beautiful of border flowers. The seed germinates freely and flourishes in almost any situation. Does not grow over six inches high. Anyone can grow it in any garden.

**Grandiflora Mixed.** Large flowers of 15 to 20 colors mixed. Packet, 5 cents.

**Double Flowering.** Mixed colors, very fine. Packet, 10 cents.

### MIXED ANNUALS FOR OLD FASHION WILD FLOWER GARDEN

Bright colored, summer flowering, easily grown, hardy annuals, in the greatest varieties. Packet 5 cents.

### NASTURTIUM.

(See Cover.)

### NICOTIANA (Flowering Tobacco).

A handsome genus of garden plants of the tobacco family; 3 feet high. Packet 5 cents

### PANSY.

Pansies are the most popular of all the flowers grown from seed.

For summer blooming sow the seed in a box in the house or in a moderate hotbed in February or March. Sow thinly, or else transplant when an inch high to one or two inches apart. Give the plants air, so that they may not spindle up, and they may be hardened, for transplanting to the open ground, which may be done when spring has fairly opened. The soil may be any good garden soil, but the size and the beauty of the flowers will be much increased by a liberal amount of well-rotted manure (cow manure is best) well worked in. A light clay loam is best of all soils, but good results may be had from any except light, poor sandy soil, or heavy, wet clay. A little shade is preferable to an entirely exposed situation. Remember that very large flowers can only be grown in rich soil and with sufficient moisture.


**Improved Trimardeau Giant.** A desirable and very attractive strain. The plants are of compact, robust and free-flowering habit. The flowers of immense size, measuring four inches in diameter; of good substance and unsurpassable in beauty and variety of coloring. Per packet, 10 cents.

**Fine French Mixed.** Packet, 10 cents.

### PHLOX.

**Phlox Drummondii.** In all its varieties of colors and shades, comprising most elegant annual border flowers blooming from July to November; should have rich, light soil. The seed may be sown in hotbed in March, and the plants planted out in June, or, when the ground becomes warm, may be sown where they are to stand.

**Finest Mixed.** Very choice; various colors. 1 foot. Packet, 5 cents.



PHLOX.

### POPPIES.

**Shirley Single.** A new strain of exceeding beauty. Flowers large and elegant, ranging in color from blush white through innumerable tints to pinks and crimson. Many exquisitely shaded. Splendid for cut flowers. 5 cents per packet.

**Double Mixed.** All colors, mixed 5 cents per packet.



## PETUNIAS.

No plant is of more universal application than the Petunia. In the garden, conservatory or greenhouse it produces most beautiful flowers in great profusion. Will grow freely in any soil, but the richer the soil the better effect produced.

Mixed colors. 2 feet. Packet, 5 cents

**PERIWINKLE (Vinca).** Packet, 5 cents.

## PINKS.

They bloom continually all summer and fall until severe frost; they live over winter and bloom finely again the second season. Plants ten to fifteen inches high, and are of the easiest cultivation.

**Chinensis.** China or Indian Pink. Finest double mixed. Packet, 5 cents.

**Heddeleggii.** Double Japan Pinks. Fine collection of colors. Packet, 5 cents.

**Imperialis.** Double Imperial Pink. Fine mixed colors. Packet, 5 cents.

**Finest Single.** Mixed. Packet, 5 cents.

## SALVIA (Flowering Sage.)

Of all the Salvias the Splendens is the brightest and best, well worthy of cultivation. Packet, 10 cents.

## WALLFLOWER (Goldlack)

Well-known, deliciously fragrant, half-hardy annual and perennials, blooming early in the Spring, with spikes of beautiful flowers. They should be protected in a cold frame in the Winter and planted out in April. Single, Mixed. All colors. Packet, 5 cents

## SWEET PEAS.

(See Cover.)

## SALPICLOSSIS (Painted Tongue).

Easy culture; almost orchid-like flowers. Packet, 5 cents.

## SCABIOSA or Mourning Bride.

They grow about 2½ feet high and come into bloom early in July. Packet, 5 cents.

## SNOW ON THE MOUNTAIN (Euphorbia). Packet, 5 cents.

## TEN WEEKS' STOCK.

Hardy annual; 1 foot high. Mixed. Packet, 5 cents.

Canary Yellow, Double. Packet, 10 cents.

## SWEET WILLIAM.

**Double.** Finest mixed. Very large flowers. Packet, 5 cents.

**Single.** Finest mixed. Choice colors. Packet, 5 cents.

## VERBENA.

No plant is more generally cultivated or more eagerly sought after than the Verbena, and no plant excels it for masses in beds on the lawns. They flower perfectly well from seeds sown in the spring. If started in the house in pots in winter, they will bloom sooner; but if sown in open ground in May they will bloom in August. Each plant will require a space of one foot.

**Mammoth Mixed.** Packet, 5 cents.

## VIOLETS. (Viola Odorata.)

A great favorite, suitable for groups or borders; hardy perennial. Packet, 10 cents.

## ZINNIAS.

A very showy plant, with large double flowers. Sow the seed early in the spring in open ground and transplant to one and one-half feet apart, in good rich soil. Half-hardy annual; one and one-half feet high.

**Mixed Double.** The colors run through all the shades of carmine, lilac, scarlet purple crimson, yellow, to pure white. Packet, 5 cents.



PINKS.



## VINES AND CLIMBERS.

### MORNING GLORY, CONVULVULUS MAJOR.

**New Imperial Japanese.** The flowers are of gigantic size, measuring from four to six inches across. The colors are limitless in variety and very beautiful. Of easy culture and if sown early will produce magnificently. Per packet, 5 cents.

**Common, Mixed.** Large packet, 5 cents, ounce, 15 cents.



IMPERIAL JAPANESE  
MORNING GLORY.

### MOON FLOWER.

At night and during dull days the plants are covered with an abundance of large, pure white, fragrant flowers, five to six inches in diameter. Is a rapid grower, and within a few months will grow as much as forty feet. To insure germination take a sharp knife and cut a small nick in the shell of each seed, and soak in lukewarm water for about four hours before planting.

Packet, 5 cents.

### CYPRESS VINE.

An elegant climbing plant with beautiful fern-like foliage and masses of beautiful star like flowers. Fifteen feet. Half-hardy annuals. Mixed. Packet, 5 cents.

### PASSION FLOWER.

Purple, violet and white. The Passion Flower is a half-hardy perennial; in favorable situations grows vigorously and produces a profusion of beautiful flowers. Twenty feet. Packet, 10 cents.

### BALSAM APPLE AND PEAR.

(Mormordica.)

Luxuriant annual climbers, with large leaves, making dense shade. The flowers are followed by ornamental fruits of orange or copper color, which burst and expose an interior of red that is highly effective. Often used for their medicinal qualities. Each, per Packet, 5 cents.

### COBÆA.

**Scandens.** Handsome bell-shaped flowers. Twenty feet. Packet, 5 cents.

### WILD CUCUMBER.

For covering porches and trellises. Packet, 5 cents.


### CHINESE CINNAMON VINES.

Most desirable, easily grown, rapid climber. Once planted will grow a life time. Beautiful and fragrant, white flowers, grows in shade or sun, in wet or dry season. No insects ever trouble it. No winter harms it. Plant any time up to June.

Price extra large bulbs, 3 to 5 inches long, 5 cents each; 50 cents dozen.

### MADERIA or MIGNONETTE VINE.

One of the finest plants for rapidly covering trellis work we know of. Unexcelled for rapid growth. A great bloomer. Very sweet fragrance. Two for 5 cents and 5 cents each.



CHINESE CINNAMON VINES

**ORNAMENTAL COURDS.**

Dish Cloth or Bonnet Gourd. Packet, 5 cents.  
Hercules' Club, Packet, 5. Dipper Gourd, Packet, 5c. Mixed Gourds, Packet, 5c

**HYACINTH BEAN.**

Splendid climber, purple and lilac flowers. 10 to 20 feet high. Packet, 5 cents.

**SCARLET RUNNER.**

Will grow to the height of 12 to 15 feet; profusion of scarlet flowers. Packet, 5 cents.

**WISTARIA.**

Hardy climbing plants, making a rapid growth, with purple flowers. Packet, 10 cents.

Price of any of these Bulbs  
**10 Cents Each**  
3 for 25 cents.

**SPRING BULBS.**

On all Bulbs Postage  
Must be paid by Pur-  
chaser.



CANNAS.

**EVER-BLOOMING CANNAS.**

Richard Wallace. Rich canary yellow, lower petals spotted crimson.

King Humbert. Scarlet flowers, bronze leaves, greatest favorite today. Height 4 ft.

Eureka. White with green leaves.

Alamania. Pleasing dark salmon with golden markings. Height. 4 ft.

President. Bright crimson.

Wyoming. Red with gold borders.

Hungaria. Large flower of rosy pink.

Louisiana. Deep red with green leaves.

**THE TUBEROSE.**

The frequent failures in getting blooms from the Tuberose come from three causes—the planting of bulbs that have already bloomed, or of those that having been too cold in winter have rotted in the center,



something that cannot readily be seen; or thirdly from planting out too early, by which the same thing is caused. If anxious to have them bloom early in the summer they may be started in a hotbed or warm place in the house. Besides this they really will bloom as soon if planted in the open ground in a sunny spot the last of May as in ordinary treatment on the other plan. Rich soil, sun and moisture are required. Set bulbs with tops just above the ground.

Double Dwarf Pearl. Extra large Bulbs. 5 cents each; 50 cents a dozen.

**IMPORTED DUTCH BULBS.**

In fall we expect to have a complete and well selected assortment of Dutch Bulbs direct from the best bulb growers in Holland, and they are always first class in quality.

Our assortment consists of Hyacinths, Tulips, Crocus, Narcissus, etc., all of which should invariably be planted in fall.



**THE GLADIOLUS.**

Plant the bulbs four inches deep and six inches apart in rows one to two feet distant in rich soil, preferably a light one. Plant at any time from the first day of May to the middle of June, and as they grow tie them to sticks. If very dry, abundantly water them. In the fall when the tops are dead, take them up, pull off the old bulbs and throw them away and store the new ones in some dry place where they will not freeze.

A fine mixture of named varieties, none but the best kinds, at 50 cents per dozen; \$3.25 per 100

**DAHLIA.**

**Single and Double.** Named sorts of various colors, each 10 cents; 3 for 25c; 90c per doz.

**CALADIUM.**

(Elephant's Ear.)

The foliage of this tropical plant is of immense size. It is particularly striking when grown either single or in a group on the lawn, with Cannas in the center. Will flourish anywhere 25 cents each.



GLADIOLUS.

**BIRD SEED.**

It is important to use good bird seed, and much sold in packages is inferior. Our stock is composed of the best imported, consisting of Sicily Canary, Russian Hemp, German Rape and Italian Millet.


**Bird Manna.** An invaluable food for birds 15 cents, 2 for 25 cents. **Bird Pies,** 15 cents each 2 for 25 cents.

**Mocking Bird Food.** 50 cents per pound.

**Sunflower.**

**Cuttle Fish Bone.**

**Snow Drift Gravel** for birds and gold fish. 10 cents per box, 3 for 25 cents.



**Silver Gravel.** 10 cents per box. **Red Gravel.** 10 cents per box.

**Bird Joy.** Fine song Restorer 35 cents per box.

**Bird Bitters.** A tonic for birds when out of health. Per bottle, 25 cents.

**Birdolene.** Will keep your canary in health and song. 20 cents per box.

**Canary High Ball.** Promotes song, aids digestion, affords amusement and exercise. 15 cents each, 2 for 25 cents.


**Fish Food.** 10 cents per box.

**Bird Baths.** 15 cents each. **Bird Cups.** 10 and 15 cents each.

<p>Spratt's Cod Liver Oil Food for Caged Birds 20c Package</p>
--

**TRANSPORTATION CHARGES TO BE PAID BY PURCHASER**

# SWEET PEAS



Seed should be sown as early as the ground can be worked in the spring, to enable the vines to get a good strong growth before the warm weather comes. Prepare the ground by thoroughly working in a large quantity of well-rotted manure. Make a trench six inches deep; in this sow the seed and cover two inches deep. As soon as the plants begin to show through, fill the trench. This will secure a deep planting without the bad effect of deep covering of the seed at first, and so enable the plant to bloom continually through the heat of the summer. As the flowers come into full bloom or fade, they should be cut off, for if the pods are allowed to form the plants will stop blooming. Each of the following named varieties of Sweet Peas 5c. per packet, 10c. per ounce. Mixed, 5c. per packet, 10c. per ounce, 30c. per quarter pound, \$1.00 per pound.

**AGNES ECKFORD BEAUTIFUL PINK.**

**AMERICA** — Bright cardinal and white striped.

**APPLE BLOSSOM**—Shaded pink and rose.

**BLACK KNIGHT**—Deep maroon.

**BLANCHE BURPEE**—Large white.

**CAPTAIN OF THE BLUES**—Purplish mauve blue.

**FIREFLY**—Bright crimson scarlet.

**MAID OF HONOR**—White, edged blue.

**PRIMROSE**—Pale primrose yellow.

**TRY THE NEW SPENCER VARIETIES. Mixed or separate colors, 20c per ounce.**

**EVERLASTING, OR HARDY SWEET PEA.**

Showy, free-flowering climbers for covering old stumps, fences, etc.; continually in bloom; fine for cutting. Hardy Perennial. Mixed colors, Packet, 10 cents.



NASTURTIIUM.

## NASTURTIIUM.

**Dwarf Varieties.** The improved varieties of the Dwarf Nasturtium are among the most popular and beautiful of our garden plants. Their neat compact growth, rich colored flowers and free blooming and long lasting qualities, together with their adaptability to almost any soil or situation, make them unsurpassed for garden decoration. One foot. Packet, 5 cents; ounce, 10 cents.

**Tall Varieties.** Elegant and luxuriant climbers for verandas, trellises, etc., bearing their gorgeous flowers in profusion until killed by frost. May be used to cover unsightly railings and to trail over rough ground with fine effect. Four to six feet. Packet, 5 cents; ounce, 10 cents.

**TRANSPORTATION CHARGES TO BE PAID BY PURCHASER**



# Fertilizer for Home Gardens

The subject of fertilizers is one on which an immense amount of investigation has been expended, and so much data made available that the home gardener who seeks information for the scientific books may easily become confused.

In the home garden the fertilizer problem is very simple, and the points which one should know in order to apply this stimulant to growth with good effect, and without much expense, are very few.

There are three chemical elements of plant food commonly used in fertilizers. They are ammonia (nitrogen), phosphates and potash. The first has been proven by experiments to stimulate in particular the leaf growth of plants; the second stimulates stalk and stem growth, and the last assists the development of fruits.

Nitrate of soda, the most popular form of nitrogen, will make fruit trees grow and bear more fruit, and make flowers bloom more brightly; but its chief effect is on the leaf growth. Each of the other plant foods if used in reasonable amounts, not in excess, will improve the general condition of plants to which it is applied, but its chief effect is in the direction I have indicated. A balanced fertilizer is one which contains all three, and which gives a complete diet to the crop. And the composition of the balanced fertilizer is commonly expressed in a formula of three numbers with hyphens between, thus 5-8-7. The first of these always indicates the proportion of nitrogen contained in the mixture; the second, the proportion of phosphates, the third the proportion of potash. Thus 5-8-7 fertilizer contains five parts of nitrogen, to 8 of phosphates, and 7 of potash.

It is useless to bother with analysis of soils for garden crops. The practical value of chemical analysis of soils is a matter of doubt. Food elements may be present in the soil without being easily available to the plants. The chemical fertilizers are immediately soluble, and thus quickly available. All food is taken up by plants in liquid form. With the shallow rooted garden crops it is important to place the fertilizer close to the surface. Sprinkle it between the rows after cultivation every week or two. A little frequently applied is the best way. Overdoses of fertilizer are likely to be injurious, and one would better err on the side of too little than too much. You will be surprised at the difference a small application of fertilizer will make in your crops, if regularly applied. It will be days before it can be seen.

The garden needs a medicine chest, and one of the staple remedies which should be kept there in every garden is nitrate of soda. It is the cheapest and best form of nitrogen for fertilizer use, and may be used on anything which has suffered a check in growth. It is dangerous to use carelessly because it will burn foliage if it touches. Sprinkle it on the ground at the rate of a teaspoon to the plant, or dissolve it in water and pour this water on the roots. Nitrate is a complete fertilizer to plants which are grown for their leaves. It may be applied regularly to lettuce, cabbages, all kinds of green, endive, kale, etc. It is also good for flowers of all kinds, and is an excellent stimulant for grass when quick growth is desirable.

Sulphate of ammonia is a nitrogen fertilizer which creates in soil an acid reaction. It is being used extensively on golf greens, where an acid soil is desirable because it encourages particularly the growth of bent grass, and discourages many weeds and clover.

Bone meal is an excellent fertilizer for flowers. For roses, tulips, iris, and all annuals, it may be applied with good effect. It contains nitrogen and phosphate chiefly, and a good percentage of lime, which tends to sweeten the soil. Lime itself is not a fertilizer, but is always beneficial to garden soils, except for a few crops, of which potatoes are one. It sweetens the soil, and seems to make food elements already present more available to the plants.

## We carry in stock

<b>Bone Meal</b>	<b>Blood and Bone</b>
<b>Nitrate of Soda</b>	<b>Pulverized Sheep Manure</b>
<b>Sulphate of Ammonia</b>	<b>Shredded Cow Manure</b>
<b>Dried Blood</b>	<b>Vigora &amp; Sacco</b>
<b>Zempke's Liquid Plant Life for all Pot Plants and Ferns</b>	

---

## Prices on Application

