


Historic, Archive Document

Do not assume content reflects current scientific knowledge, policies, or practices.

2.71

1949

Bauer's AQUATIC GARDENS



*Superior Water Lilies
and Aquatic Plants*

• • •

We ask you to come and see us! . . .

Take West Side Highway from Portland through Newberg to Dayton Junction. Then Highway 221 to Dayton. From Dayton follow Highway 221 (Wheatland Ferry Road) for eight and one-half miles. Lakes are on the East side of the road. From east side of the valley cross the Wheatland Ferry and follow Dayton road for a mile and one-half. From Salem, take Highway 221 (Wallas road) north for twelve miles.

Owing to present conditions, all sales and shipping will be made direct from our gardens.

• • •

FRED BAUER
Route 1, Dayton, Oregon

Culture of Water Lilies

VERY IMPORTANT!

• • •

Three conditions that are necessary
for the Water Garden.

First—SUNSHINE. The water garden must have at least half of the day's hot sun.

Second—UNDISTURBED WATER. Water lilies will not grow in running water. Just fill up the evaporation. Do not change the water in the Pool during hot weather.

Third—PLENTY OF GOOD SOIL. Water lilies are heavy feeders and should have at least four cubic feet of well fertilized soil to each plant. This amount will carry them through the third season.

Preparation—Any good garden soil mixed with about one-fifth of well rotted cow manure; spread over the floor of the small pools to a depth of 10 to 12 inches; cover the top with one inch of sand and level off well.

Planting—The lily tubers should be planted so that the crown or growing point is just out of the soil. If the growing point seems to come out to one side, plant the tuber so that the tips of the new leaves are looking up. Most shallow water plants like water from two to six inches in depth. Bog plants should be planted in wet ground.

Planting Time—We prefer to ship the different varieties at the proper time for planting in each locality. Hardy lilies may be shipped as early as April or May.

In large pools where it is desired to place the plants in boxes, the boxes should be two by two feet square and one foot deep, made of fir or Oregon pine, allowing one box for each lily. However, the lilies will grow more vigorously and bloom more freely if placed in soil spread over the bottom of the pool. *Caution*:—Do not use Redwood lumber.

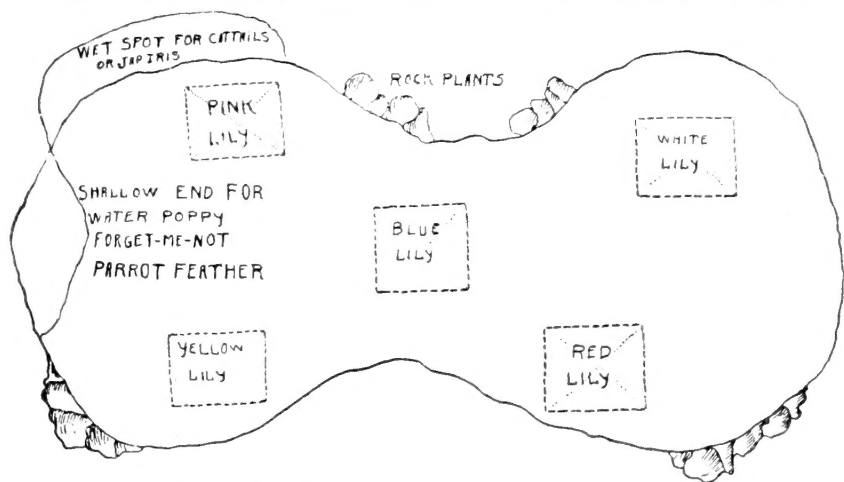
Where group planting is desired in large pools, boxes can be made any desired size, allowing about two feet each way for the number of plants to the box.

In planting, to fill the pool for the first time with water, it is a good plan to wet the bed first with a spray from the hose after the lilies are set and then lay the hose on a burlap sack and fill very slowly; this will not disturb the planting and will give you a nice clear pool.

A FEW GOLDFISH will keep your pool free of mosquito larva and other small insects.

WINTER CARE OF POOL in the colder areas consists of draining artificial pools and covering the plants with sufficient leaves and litter to prevent actual freezing. Pools deep enough not to freeze solidly should be left alone. Tubs may be treated the same way to remove the root cellar for the winter. In the milder districts, Pools should be left undisturbed.

POOL CONSTRUCTION— The depth should be from 18 inches to three feet. The best depth for all purposes is 30 inches. Water lily pools may be built in several different ways. The easiest one to make is the shallow sided basin. All that is re-



POOL 3'x12

quired is to excavate the center to a depth of about three feet and then slope the sides gradually to the top. This basin may then be lined without building the usual forms. The concrete used should be one part cement, three parts sand and five of gravel, mixed together dry enough to stand in place when tamped. After the foundation is set it should be broomed over with a mixture of one part cement and one part sand, with enough water to make it work easily. This will fill up all holes and cracks, making the pool water tight.

A straight sided pool may be made any shape desired by simply digging a narrow trench to the required depth and filling it with concrete. After it sets, the inside is dug out and the bottom of concrete is poured in. Care should be taken that the inside of the trench be smooth and that it be dug to a level depth. The top of the wall can be covered with soil, and the plants allowed to grow to the water's edge or it may be brought up and finished with rocks in any manner that may please the imagination.

A hose may be used for filling and siphoning when necessary. A new pool should be filled and emptied several times to remove any alkali that might injure plants or fish.

Tub Culture— It is entirely practical and satisfactory to grow water lilies and aquatics in tubs, half barrels or any containers two feet or more across, that hold water. Many city dwellers find this method very convenient.

Hardy Water Lilies

. . .

WHITE WATER LILIES

Marliacea Albida— Large flowers of sparkling whiteness, stamens light yellow; produces freely and continuously throughout the season. This is easily the best of the white water lilies. **50c ea.**

Tuberosa Richardsonii— Flowers are pure white, double, fragrant, and good size. This water lily is a perfect cup shape. **50c ea.**

Gladstoniana— Extra large white with a very strong growth. A very fine lily, especially good for large pools and lakes. **\$1.00 ea.**

Gonnere— A large, fully double white lily, averaging more than 60 narrow petals. Free flowering. **\$1.50 ea.**

PINK WATER LILIES

Marliacea Rosea— Flowers large deep rose color; young leaves are blush red changing to a deep green. A vigorous grower and bloomer. One of the very best pink hardy water lilies. **75c ea.**

Marliacea Carnea— (Flesh Pink) Beautiful light pink flowers of good form. Blossoms are large, the plant strong and free blooming. **50c ea.**

Masaniello— A bright pink shaded to red. The plant is a strong grower giving lots of bloom. One of the best. **75c ea.**

Rose Arey— This lily is of exceptional beauty, color and fragrance. The flowers may reach six inches in diameter and are of a deep cerise pink. **75c ea.**

Eugenia de Land— Flowers of exquisite shade of deep rose pink with petals long lanceolate, yellow stamens. Very fragrant, borne on the surface of the water. **50c ea.**

W. B. Shaw— The flowers open wide and are of a rich rose pink color. Very fragrant. One of the first to open in the morning and last to close at night. **50c ea.**

Pink Opal— A deep rich pink with a pleasing fragrance. A short petalled flower, standing well above the water. **50c ea.**

YELLOW WATER LILIES

Marliacea Chromatella— Flowers of charming canary yellow, from four to six inches in diameter, with bright yellow stamens. The leaves are beautifully mottled with brown. The plants flower freely and are of easy growth. The best yellow water lily in cultivation for all purposes. **75c ea.**

Pygmaea Helvola— Beautiful small yellow flowers which float on the surface of the water. They are about two inches in diameter. Leaves are small, beautifully mottled with brown spots. The plants flower freely. Suitable for tub culture. **50c ea.**

RED WATER LILIES

Gloriosa— This is a magnificent variety with flowers from four to six inches across, of beautiful form which float on the water. They are of a deep carmine rose color, becoming a deep red with age. The plant is very free in flower, blooming continuously throughout the season. This lily is the best of this class for all purposes. **\$1.00 ea.**

Marliac Red— Bright red flowers of fair size. A good lily for small pools. Free flowering. **\$1.00 ea.**

James Brydon— A superb variety, being a free bloomer, with rose crimson flowers four to five inches in diameter. **\$1.00 ea.**

Robinsoni —Large flowers of dark orange red. An extra good bloomer and should be in every collection. **\$1.00 ea.**

Escarboucle— Flowers are bright vermillion, striking in their brilliancy and extremely attractive. A rich, spicy odor adds to the charm of the flower. The plants make strong growth. **\$1.50 ea.**

Conqueror— The largest bloom of the hardy varieties. The flowers are bright red, with petals shaded into white on the concave part, and streaked with deep red on the convex surface; stamens are yellow orange. Showiest water lily in cultivation. **\$1.00 ea.**

William Falconer— The darkest of the red lilies. A deep velvety red that is hard to find in any type of flower. **\$1.50 ea.**

Lucidia— A free grower and a good bloomer. Flowers are large and star shaped; Salmon pink shaded to a darker center with yellow stamens, making a wonderful coloring in a water lily. Leaves blotched with brown. **\$1.00 ea.**

Attraction —An immense flower, bright red in color, freely produced. As the flower ages the color deepens to rich crimson. **\$1.50 ea.**

SUNSET COLORS

Comancha— The best of all sunset colors and the hardiest of all water lilies. A steady free bloomer, one of the first to open in the spring and among the last to cease in the autumn. A vigorous plant, thriving and blooming under the most adverse conditions and perfectly at home in the tub garden or large pool. **\$1.00 ea.**

Sioux— This is a star shaped variety. The flower is large and upon first opening is a dull rich bronze. The yellow changes to a reddish cast on succeeding days, making it most unique in color of any of the lilies. The plant blooms continuously throughout the season. **50c ea.**

Paul Hariot— Large flowers of clear yellow, with delicate shadings of red at base of petals. Leaves spotted with brownish red. Small growth, beautiful blooms. **50c ea.**

Aurora— This lily derives its name from the changing colors of the blossoms. It opens yellow warmed with amber, and deepens daily to dark red, giving a wide range of color in one plant. **50c ea.**

SHALLOW WATER PLANTS

Arrowhead, giant—Distinctive leaves shaped as name indicates, standing one to three feet out of the water. Flowers freely in a series of white spikes. Hardy. Available after May 15. **25c ea.**

Cat Tails— One of the favorite native swamp plants. **15c ea.**

Pickerel Rush— The blue flowers of this plant have many friends, particularly as they are produced freely. The total growth is about 2 feet. **25c ea.**

Water Plantain— A border plant with heart-shaped leaves standing about one foot above the water and surrounded by tall branching spikes of small white flowers. Hardy. **25c ea.**

Floating Heart— This plant has leaves like the water lilies, with bright yellow flowers. Grows well and blooms freely. Does best in shallow water. **25c ea.**

Water Hawthorn— Snow white flowers with the fragrance of English Hawthorn. They bloom very early in the spring and late in the fall. **50c ea.**

Water Poppy— A very pretty aquatic plant with floating leaves and large yellow poppy-like flowers. **15c ea.**

Water Shield— Floating, oval leaves, borne on stems covered with transparent jelly. The flowers of purplish red, about one inch across. The leaves turn red as the season advances making them attractive in small pools. **15c ea.**

Parrot Feather— An aquatic plant having long trailing stems covered closely with whorls of most delicate foliage. For border or fountain plant. **15c per bunch**

Anacharis—One of the best aquarium plants as it is a good oxygenator. In form it is moss-like, the leaves growing on a fragile stem, the entire plant being submerged at all periods. A very attractive plant of dark green growth and very easy to keep in an aquarium. **15c per bunch**

Ludwiga— One of the prettiest of the submerged plants. Oval leaves tinged pink. **15c per bunch**

MARSH OR BOG PLANTS

Forget-Me-Nots— Small blue flowers with golden centers dark green foliage. Grows from edge of pool into water. **15c ea.**

Umbrella Palm— A very ornamental plant for side of water. Also grows well in the water and moist ground. **25c ea.**

Lythrum, Roseum Superbum— Very attractive hardy perennial, with long spikes of rose pink bloom, growing four to six feet tall. Does best in wet soil. **25c ea.**

Water Iris— The Giant Yellow Flag, growing to a height of five or six feet having large clusters of blooms. Makes a fine center or corner for your pool. **25c each, \$2.00 per doz.**

Japanese Iris— This is the elite of the Iris family. The flowers begin to open about the middle of June and continue for several weeks. They grow in any good garden soil but delight in an abundant supply of water. For massing or planting along a stream or around a pool, Japanese Iris are ideal. Strong divisions of unnamed varieties, ranging in color from pure white to a rich purple. **25c each, \$2.00 per doz.**

Primrose Creeper— A fern-like leaf of light green. Flowers buttercup yellow. Grows well in shallow water or wet ground. **25c ea.**

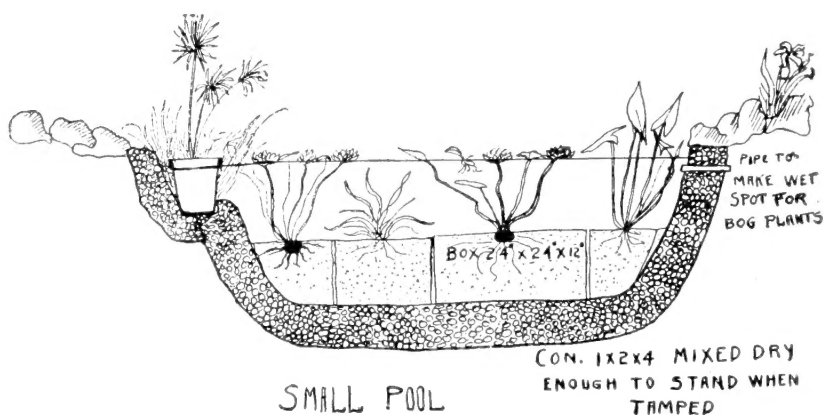
Western Marsh Fern— The fronds of this fern are delicate and lacy, apple green in color. Grows two to four feet in height. Does well in moist soil. Its fronds are of an annual growth. **25c ea.**

Chinese Matrimonial Vine— This vine has dark bluish green leaves, clusters of purple blossoms, which ripen to bright red berries on purple stems. Grows well in any soil. Distinctly ornamental on lattice fences or stone walls. 25c ea.

FLOATING PLANTS

Water Hyacinth— Flowers a delicate lilac in trusses like a hyacinth. The plant is a floater and only requires placing in water where it will take care of itself. For the best results it should be confined to shallow water two to eight inches, where it will root into the mud and be a mass of bloom from July to October. 15c ea., 4 for 50c

Duck Weed— Appears as a series of green polka dots on the surface. The small roots are much appreciated by goldfish. 15c portion.



We are always glad to give any advice regarding the construction and cultivation of water gardens.

• • •

Making Up Your Order . . .

PLACE ORDERS EARLY—preferably **NOW**—for spring deliveries. This will prevent delay of shipment after plants are ready.

WE SHIP BY EXPRESS—Purchaser to pay all transportation charges.

When purchaser wishes stock to be shipped by Parcel Post, please enclose postage. Otherwise we will ship by express.

Water lily roots weigh about one pound each when packed ready for shipment.

Our prices are quoted net and cash is expected with order.

• • •

BAUER'S AQUATIC GARDENS

Route 1

—:—

Dayton, Ore.