

## **Historic, Archive Document**

Do not assume content reflects current scientific knowledge, policies, or practices.



2145


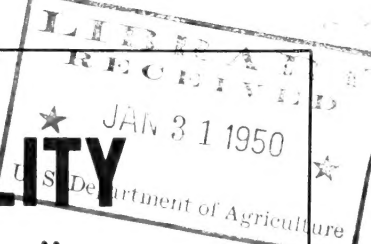
# FLOWER *B*ULBS OF QUALITY

*"Califlora"*

REG. U. S. PAT. OFFICE

*"Tecolote"*

REG. U. S. PAT. OFFICE



RANUNCULUS TECOLOTE GIANTS

## **EVANS & REEVES NURSERIES**

255 So. Barrington Ave.  
Los Angeles 24, California

Phones: ARizona 3-6528, BRighton 0-4604, BRadshaw 2-1849

FOR BEST RESULTS SEE CULTURAL GUIDE AND DEPTH CHART ON LAST PAGE



Freesia Tecolote Hybrids

## Freesia Tecolote Hybrids

Plant August through November

Flowers immense size, wide open and delightfully fragrant. Plants of unusual strength and vigor. Tall strong stems.

	Large Bulbs	
	Per 12	Per 100
Mixture of All Shades, Well Blended.....	75c	\$5.00
Mammoth Pure White .....	75c	5.00
Mammoth Golden Yellow .....	75c	5.00

## Anemones

(Please do not plant until after September 15th)

**MONARCH DE CAEN.** A magnificent strain of Poppy Anemone with immense flowers. Brilliant and varied colors from pink to beautiful shades of blue and brilliant scarlet.

**ST. BRIGID "CREAGH CASTLE."** Large semi-double flowers. Brilliant hues and delicate shades including rose, pinks, lavenders, blues and scarlet.

(Both Above Varieties)

	Per 12	Per 100
Jumbo Bulbs .....	\$1.25	\$9.00
Large Bulbs .....	.80	6.00
Medium Bulbs .....	.40	3.00

## Dutch Iris

Plant October through December

**WEDGEWOOD.** Large tall early blue.

**IMPERATOR.** Late blooming dark blue.

**WHITE EXCELSIOR.** Large pure white. Yellow on falls.

**YELLOW QUEEN.** Fine golden yellow.

**MIXTURE.** All colors well blended.

	Per 12	Per 100
Large Blooming Size Bulbs .....	\$ .80	\$6.00

## Amaryllis - Giant "Califlora" Hybrids

Plant November through February

	Each	Per 12
Large Bulbs .....	\$ .70	\$7.00

## Calla Lillies

	Each	Per 12
Large Pure White (Aethiopica)		
August through December.....	\$ .35	\$4.00
Golden Yellow (Elliottiana)		
December through March.....	.35	4.00
Pink (Rehmanni)		
December through March.....	.35	4.00

## Hyacinths

Plant October through December

**Holland Grown.** Highest quality. September delivery. Following are the most popular varieties.

<b>BISMARK.</b> Bright blue. Early forcer.				<b>Exhibition Extra Large Bulbs</b>
<b>GRAND MAITRE.</b> Deep glossy blue. Late.	Each	Doz.	Per 100	
<b>PINK PEARL.</b> Rosy pink. Early forcer.	\$ .35	\$3.75	\$29.00	
<b>JAN BOS.</b> Carmine red. Very early.				
<b>LADY DERBY.</b> Soft clear pink. Medium early.				<b>Large Bulbs</b>
<b>L INNOCENCE.</b> Pure white. Best forcer.	Each	Doz.	Per 100	
<b>YELLOW HAMMER.</b> Yellow. Early.	\$ .25	\$2.75	\$22.00	

Anemone: St. Brigid





Daffodil King Alfred

## Daffodils

All Daffodil Bulbs listed below are finest obtainable Northwest grown Double-nose Bulbs.

Planting time October through December

**KING ALFRED.** Deep golden yellow trumpet and petals. Most popular of all Daffodils.

	Each	Per 12	Per 100
Extra Large Bulbs .....	\$ .25	\$2.50	\$20.00
Large Bulbs .....	.20	2.00	15.00

**FORTUNE.** Exquisite large new variety. Wide deep orange cup and yellow petals.

	Each	Per 12	Per 100
Extra Large Bulbs .....	\$ .35	\$3.50	\$28.00

**POETICUS ACTEA.** Large pure white overlapping petals and small orange-red cup.

	Each	Per 12	Per 100
Extra Large Bulbs .....	\$ .20	\$2.00	\$15.00

**TWINK.** Most beautiful double Daffodil. Soft primrose yellow. Clear orange petals in center.

	Each	Per 12	Per 100
Extra Large Bulbs .....	\$ .25	\$2.50	\$20.00

**JONQUIL SINGLE CAMPERNELLI.** Cluster of three bright yellow fragrant flowers like miniature Daffodils.

	Each	Per 12	Per 100
Extra Large Bulbs .....	\$ .20	\$1.75	\$13.00

**DAFFODIL MIXTURE FOR NATURALIZING.** Contains a grand assortment of varieties. Good for a cutflower bed, or border planting.

	Per 12	Per 50	Per 100
Large Bulbs .....	\$1.75	\$7.00	\$13.00

## Hyacinths—White Roman

(From France)

	Each	Per 12
September delivery. Large bulbs .....	\$ .30	\$3.00

## Narcissus For Gardens and Water Culture in Bowls with Rocks.

**CHINESE SACRED LILY.** A cluster of very fragrant flowers. Pure white petals, yellow cup.

**PAPER WHITE GRANDIFLORA.** A cluster of pure white fragrant flowers. Very early blooming.

**SOLEIL DE OR.** A cluster of golden yellow fragrant flowers. Sometimes called Golden China Lily.

Above Three Varieties

	3 for	Per 12	Per 100
Large Bulbs .....	\$ .40	\$1.50	\$10.00

## Tulips

**Holland Grown.** Highest quality. Full top size, 12 ctm. cir., up. September delivery. Following are the most popular varieties. **Do not plant until after October 1st.**

**AFTERGLOW.** Darwin. Orange-salmon, tinted rose.

**BARTIGON.** Darwin. Fiery crimson.

**THE BISHOP.** Darwin. Pure violet-blue.

**DILLENBURG.** Breeder. Orange, edged bronze.

**CARRARA.** Cottage. Pure white.

**CLARA BUTT.** Darwin. Salmon pink.

**FANTASY.** Parrot. Salmon-pink, green markings.

**FARNCOMBE SANDERS.** Darwin. Brilliant scarlet.

**GOLDEN HARVEST.** Cottage. Fine yellow.

**MRS. JOHN SCHEEPERS.** Cottage. Pure yellow. Large flower. Strong stem.

**PHILIP SNOWDEN.** Darwin. Fine rose-pink.

**PRIDE OF HAARLEM.** Darwin. Rose-carmine.

**PRIDE OF ZWANENBURG.** Darwin. Salmon-pink. Large flower. Tall strong stem.

**PRINCESS ELIZABETH.** Darwin. Large rose-pink.

**WILLIAM COPELAND.** Darwin. Lilac.


**ZWANENBURG.** Darwin. Pure white.


	Per 12	Per 100
Prices on All Above Tulips .....	\$1.50	\$11.00

**DARWIN MIXTURE.** Well blended.

	Per 12	Per 100
Top Size. 12 ctm. cir. up.....	\$1.50	\$10.00
No. 1 Size. 11/12 ctm. cir.....	1.00	8.00

Tulip Clara Butt





Ranunculus Tecolote Orange Shades

## Ranunculus Tecolote Giants

Please Do Not Plant Until After September 15th

The popularity of this famous strain, TECOLOTE GIANTS, is due to the magnificent and beautiful range of colors. Giant Double Camellia type blooms and huge brilliant semi-doubles. Available in well blended mixtures and separate shades. Red, yellow, gold, pink, orange and white.

	Per 12	Per 100
Jumbo Bulbs .....	\$1.25	\$10.00
Large Bulbs .....	.80	6.00
Medium Bulbs .....	.40	3.00
Also Blooming Size Small Bulbs, 3/8"-1/2" Diameter.		
50 for \$1.25	100 for \$2.00	

## Sparaxis Mixture—"Tecolote" Hybrids

Plant September through November

Brilliantly colored, large flowering strain. Fine for borders.

12 for 75c      100 for \$5.00

## Tritonia Crocata (Flame Freesia)

Plant September through November

Fine Mixture of Colors.....

Per 12      Per 100  
\$ .75      \$5.00

## Watsonia Hybrids

Plant September through November

Giant flowers of orange, rose, pink, lavender and white.

12 for \$1.25      100 for \$8.00

## Grape Hyacinth (Muscari)

Plant October through December

Delightful small blue flowers. Nice for borders and naturalizing. Will increase rapidly.

12 for 60c      100 for \$4.00

## Scilla Campanulata (Blue Bells)

Plant October through December

Hyacinth-like flowers. Producing mass of flowers year after year.

12 for 75c      100 for \$5.00

## Snowflake (Leucojum Vernum)

Plant September through December

Early blooming. Cluster of white bell-shaped flowers with green tips.

12 for \$1.25      100 for \$8.00

## Planting and Cultivating a BULB GARDEN

If the bed selected is not thoroughly moist, it should be well soaked. Then as soon as it is tillable, dig the soil deeply, mixing in some well rotted compost, peat or leaf mold and some commercial bulb fertilizer. **Never** mix in manure just before planting, but rather use it as a top mulch after the bulbs are in the ground.

Plant bulbs according to depth chart, and firm the soil around them. Level off the bed and apply a light manure or compost mulch.

The beds should be given a soaking irrigation every two weeks for medium heavy soil and every week for sandy soil, unless of course rains supplement watering. If bulbs have been left in the ground from the previous season, put on a thick manure top mulch and start soaking beds every two weeks beginning in September.

Unless soil is exceptionally fertile the bed should be fertilized with any standard commercial plant food about every three weeks. A light application about 1 lb. per 25 square feet of bed, cultivated into the soil just before an irrigation.

Spray your bulb garden every two weeks with a good insecticide and fungicide combined. Also keep the snails, sowbugs and cut worms under control with a poison bait.

After flowering, **continue** to give the bed the best of care. Keep it growing as long as you can, because the flowers for the next season are determined by the care you give your bulbs at this time.

