


Historic, Archive Document

Do not assume content reflects current scientific knowledge, policies, or practices.

62.77

=1950=



PRICES:-Fruit Trees

Although Pecan Trees (see last page of folder for prices) are our specialty, we carry a good selection (in limited number only) at our nursery for the convenience of Customers who call at our office. All mail orders will be shipped direct to you from our fruit tree grower. **CASH IN FULL** must accompany all mail orders for fruit trees, less 2% cash discount.

Please enclose 50c packing charge for all fruit tree orders under \$4

We will be glad to select varieties of fruit trees for you provided you name the size you prefer and the number of each kind of fruit trees you wish.

- PEACHES:-**Dixie Gem, Mayflower, Dixie Red, Red Haven, Golden Jubilee, Hale Haven, Ga. Belle, Early Elberta, J. H. Hale, Elberta, Indian Cling 2 to 3 ft. 40c each
- BUNCH GRAPES:-**Concord (blue), Fredonia 'early blue', Niagara (white), 2 yr. No. 1 35c each
Limited amount Seneca Seedless, 2 yr. old 60c each
- SCUPPUNONGS:-**Old fashioned (white), Scuppernongs, Topsail, (white) 75c each
- APPLES:-**Yellow Delicious, Red Delicious, Red Stayman, Yellow Horse, 1 yr. whips, 4 to 6 ft. 75c each
2 to 3 yr., 4 to 6 ft., (11-16) \$1.00 each
- PEARS:-**New "Orient", blight resistant, good quality, 3 to 4 ft. \$1.50 each
Keiffer, Pineapple, Baldwin, 3-4 ft. \$1.00 each; 4-6 ft. \$1.25 each
- PLUMS:-**Methley, Burbank, 3 to 4 ft. 60c each
- APRICOTS:-**Superb, Alexander, 3 to 4 ft. 60c each
- CHERRIES:-** (sweet), Black Tartarian, Gov. Wood:
(sour) Montmorency, Richmond, all 3 to 4 ft. \$1.00 each
- CHINESE CHESTNUT:-**2 to 3 ft. \$1.50 each; 3 to 4 ft. \$2.00 each
- FIGS:-**Brown Celeste (sugar), Brown Turkey, Texas Everbearing, 2 to 3 ft. 75c each; 3 to 4 ft. \$1.00 each
- PECAN TREES:-**see last page of folder.

Watson's Pecanwood Nurseries

SAMUEL D. WATSON & PAULINE F. WATSON, Owners

Office:-2 miles Southwest of Orangeburg on Cordova road

Mail Address:-Box 666, Orangeburg, S. C.

Phone 1391 W-1

PRINTED BY THE

THE UNIVERSITY OF CHICAGO PRESS
54 EAST LAUREL STREET, CHICAGO, ILL. 60607
U.S.A. AND CANADA
OTHER COUNTRIES: SEE LIST OF DISTRIBUTORS

1975

THE UNIVERSITY OF CHICAGO PRESS
54 EAST LAUREL STREET, CHICAGO, ILL. 60607
U.S.A. AND CANADA
OTHER COUNTRIES: SEE LIST OF DISTRIBUTORS

Watson's International

WATSON'S INTERNATIONAL
1000 N. MICHIGAN AVE., SUITE 1000, CHICAGO, ILL. 60611
TELEPHONE (312) 527-1000

WATSON'S PECANWOOD NURSERIES

2 miles Southwest of Orangeburg on Cordova Highway

ORANGEBURG, S. C.

Telephone 1391 W-1

\$ \$ \$ ~ Money Grows on Pecan Trees ~ \$ \$ \$

Plant
Proven
Pecanwood
Pecantrees

Planting and Culture

Papershell Pecan Trees

Promote
Permanent
Productive
Prosperity

The SOUTHERN PECAN TREE, with its graceful beauty, affords one of the handsomest trees in the world. It grows tall and shapely, with graceful arches, leafing out fully in hot June and retaining its foliage until well into Autumn, when heavy crops of delicious nuts may be harvested. Indeed, this tree offers the ultimate in a combination of shade and fruit! Deeply-rooted, it offers almost unshakeable resistance to the winds; and one might well say, when once established, "It lives forever". George Washington planted pecan trees that still can be seen growing at Mt. Vernon.

PECAN PRODUCTION ties in well with farm activities. Besides the beneficial and beautiful shade the trees afford, they may be mutually beneficial in poultry, cattle, and hog raising. Pecans may be interplanted with peaches, pears, plums, or other fruits, and the fruit-trees taken out after they have become non-productive. Pecan groves may be successfully interplanted with cotton, corn, or truck the first few years, and only a strip may be left for the trees gradually widening the tree rows as the trees grow. Pecan growing can be a profitable, permanent business, and a farmer can "grow into it" without loss of his land while the trees are reaching commercial productivity. Large pecan groves may be handled with a minimum of labor and expense, by use of machinery for cultivation and harvesting, and by grazing of cattle where practicable.

ADAPTATION as a shade-tree is practically universal thruout the entire U. S. , but for production of nuts the pecan tree requires temperate to warm climate and fairly long growing season with medium rainfall. Generally, it can be said that it will produce nuts in Tex., Okla., Ky., W. Va., Ark., Md., and states southward and eastward, including Va., N. C., S. C., Ga., and Fla.

SOILS best suited are mildly acid, fertile, fairly well-drained, high in organic content (gray, dark, or chocolate-colored topsoil) and underlaid with clay subsoil. Generally, good cotton land will produce good pecans. Avoid sandy soils with no "bottom" or clay subsoil; or gummy, low lands that are continually boggy or under water; and avoid "new-ground" whenever possible.

PREPARATION FOR PLANTING. Home plantings, where shade is of equal or greater importance than fruit, may be spaced 25 or 30 ft. apart. Care should be taken to avoid planting near large trees or large-growing shrubs. Before staking out an orchard, the land should be thoroughly plowed or disked, so that there is no danger from fire, and laying off the rows will be much easier. Trees should be spaced at least 60 x 60 ft., which will take 14 trees per acre in triangles, or 12 per acre if planted in squares. If land is very fertile, plant 70x70 ft. which will take 10 trees per acre in triangles, or 9 per acre in squares. Trees may be advantageously planted along field-lines, or along both sides of home lanes. They make excellent wind-breaks in large fields. If the land is rolling or terraced, trees may be planted on terraces, but care should be taken to give ample spacing to avoid later competition between trees.



Dig holes before the arrival of trees whenever possible, so that they may be planted with least delay. Holes should be approximately 3 ft. deep. Width of holes depends on actual size of trees. Small trees 12-24" high may be planted in post-holes 6 to 9" wide, but trees 5-6 ft require holes about 24" wide. Larger trees require larger holes, and for smaller trees, narrower holes will suffice.

IMMEDIATELY UPON ARRIVAL of trees, thoroughly redampen the roots by punching hole in bale of trees just above the roots and pouring several buckets of water into the package. Avoid exposure of roots to direct sunlight or extreme (freezing) cold or to heat, and plant as soon as possible.

ACTUAL PLANTING may be done by taking out one tree at a time, setting it in the hole so that the original ground level (where brownish "root bark" ends, and grayish "trunk bark" begins) is 4" to 6" below the level of the edge of hole. Sift in rich topsoil, free of trash, and add water; then more soil, more water, tamping gently with shovel handle to work up thick mud without damaging the roots. Continue this, until the original root level is reached with mud, and finally sprinkle a little unwatered soil on top, leaving the tree in a shallow cup or basin.

WRAP THE TRUNK of each tree after planting, using heavy kraft paper, or preferably long strips of clean burlap ("crocus") or cotton cloth, cut about 4" wide. Begin at ground level and wrap upward spirally to within a few inches of the top of tree. Bind wrapping in place near the upper end with cotton cord or binder twine, and come down the tree in spiral direction, until just above ground level, and tie firmly in place. KEEP THE TRUNK WRAPPED TWO YEARS continuously, or until the tree makes strong growth. This is protection against the destructive "flat head borer" and is real pecan-tree life insurance.


FERTILIZING the newly planted tree may be accomplished about 2 days after planting. Simply spread 2 lbs. (1 qt.) of 5-7-5 fertilizer in a circular band not closer than 6" from tree, and spade under well, thoroughly pulverizing the soil. Re-form the basin to hold water about the base of the tree.

WATERING trees in dry seasons after planting, beginning 20th March and continuing until Sept. 1st, promotes more growth of trees, but is not ordinarily necessary except in case of very large trees. Dirty dishwater or wash-water is good for them. In newly planted orchards where watering is impracticable, large pasteboard boxes may be flattened out and placed around the base of tree, with just enough soil placed on edges to prevent blowing away. Then holes may be punched thruout the cardboard to admit water freely.

PROTECT AND CULTIVATE the trees. It is a good idea to set 3 metal posts or green poles around each tree to avoid breakage from singletrees or livestock. Where stock are allowed to graze around trees, wire should be placed around the trees so that foliage is protected, until trees grow above the reach of stock. Regular cultivation around trees is necessary to kill weeds and grass. Moderate amounts of well-rotted stable manure or preferably chicken manure may be placed in a band not closer than 6" from base of tree, beginning several days after trees are planted, and may be re-applied at intervals from 20 March thru 1 July.

FIRST CROP OF NUTS may appear 1 to 3 years after planting, but naturally larger sizes usually bear first. However, one should always bear that PROFITABLE EARLY BEARING is your goal, and that depends on "GOOD TREES PLANTED RIGHT, THE MAN, AND THE LAND". Cultivate and fertilize the trees regularly and make them grow as quickly as possible into large frameworks capable of bearing profitable crops of large, well-filled nuts within 7 to 10 years. Properly set with good healthy trees, and properly maintained, your orchard may be productive almost INDEFINITELY.

SEVERAL VARIETIES should be planted to insure a regular good crop every year, as some varieties tend to fruit heavier some years than others. We can choose your varieties for you if you like. We produced and sold in the Fall of 1946, from 7 1-2 acres, 7325 lbs. of high quality pecans, which brought \$3,541.17, "orchard run". These 105 trees, grown in our nurseries lived 100% when planted in 1926. They have not failed to produce heavy profitable crops since they came into good bearing size some 11 or 12 years ago. This orchard, planted principally to Moneymaker, Masterpiece and Stuart type trees, is LIVING PROOF to us that IT PAYS TO PLANT SEVERAL GOOD PROVEN VARIETIES AND TAKE CARE OF THEM.



As a result of our 35 years of actual successful experience with pecan growing, we recommend the following varieties:

STUART is very widely adapted to soil and climatic conditions, and has long been a favorite with growers and buyers. It is quite hardy, and is a constant producer of large, soft-shelled, good quality nuts. Size of nut about 1 3-4" long by 1" in diameter and runs about 45 per pound. The standard nut of the Pecan-growing industry.

MONEYMAKER is extremely hardy and a very prolific variety, ripening about 2 weeks ahead of Stuart. Kernels are golden color, firm and rich. This variety is a favorite with orchardists, many of whom say it nets more money than Stuart. Size of nut about 1 1-4" long by 1" in diameter, and runs about 55 per pound. Shell thickness about same as Stuart.

SUCCESS is a very prolific producer of nuts between size of Stuart and Moneymaker, but somewhat thinner shell than either. Kernel very plump, rich, and firm, quality excellent. This nut should be planted on very fertile land, because it often sets extremely heavy crops of nuts. Very heavy pollen producer, and may sometimes aid other varieties to set fruit. The **SUCCESS**, **MONEYMAKER** and **STUART** appear to be best adapted to Northern N. C., Va., and other northernmost reaches of the Southern Pecan Belt.

MASTERPIECE is extremely prolific, and often sets 7-nut clusters of giant nuts. This variety is possibly the largest pecan in the world, sometimes reaching the size of 2 3-4" long by 1" in diameter. Selected nuts have weighed 33 to 35 per pound. Shells are quite thin, quality good to excellent. It should, like the Success, be planted on extra fertile land and kept "well fed" Requires about 2 weeks longer growing season than Stewart. Every home planting should have several of these trees, provided soil and climate are suitable. Heavy producer of pollen.

SCHLEY produces highest quality kernel nut and thinnest shell of all, and is good bearer in upland or dry climates; however, this variety often requires spraying to mature its crops in the Southeast. This tree should not be planted in the lowlands, swampy areas, or near the seacoast. We recommend the use of 1 or two Schleys per home planting, in the right climate.

PECAN TREES ARE AN ABSOLUTE NECESSITY, in our opinion, to everyone who owns a home or farm in the South. Remember, you are planting for pleasure, for profit, for protection. Money grows on pecan trees—plant, fertilize, cultivate—take care of them and they will take care of you and of future generations.


(For further and more detailed information concerning the care of Pecan Orchards, we suggest that you write to The U. S. Pecan Field Laboratory, Albany, Georgia.)

WATSON'S PECANWOOD NURSERIES

Orangeburg, South Carolina

Office: 2 miles Southwest of Orangeburg on Cordova Highway

Telephone 1391 W-1



 **Place Your Orders Early for - -**

PAPERSHELL PECAN TREES

Planting Season November 1st to about April 1st

Six popular proven varieties well adapted to southeastern U. S.

We offer hardy, well rooted trees, budded or grafted from prolific-bearing trees - Forty-five years successful experience in Pecan Nursery and Orchard work. We are glad to advise our customers when they call, or we will make choice of varieties we believe best suited, if desired.

HEIGHT ABOVE GROUND	1 to 10 Trees at Each	11 to 25 Trees at Each	26 to 50 Trees at Each	51 to 100 or more Trees at Each	Varieties Available Each Size
2 to 3 feet	\$1.80	\$1.69	\$1.56	\$1.44	Stuart, Masterpiece Moneymaker
3 to 4 feet	2.20	2.05	1.90	1.75	Stuart, Success, Schley Masterpiece, Moneymaker
4 to 5 feet	2.60	2.43	2.26	2.09	Stuart, Success, Schley Masterpiece, Moneymaker, Moore
5 to 6 feet	3.00	2.80	2.60	2.40	Stuart, Success, Schley Masterpiece, Moneymaker, Moore
6 to 7 feet	3.40	3.17	2.94	2.71	Stuart, Schley Masterpiece, Moore
7 to 8 feet	3.80	3.55	3.30	3.05	Stuart, Success Schley, Masterpiece
8 to 10 feet Heavy Branched Tops	4.75	4.45	4.15	3.85	Stuart, Schley Masterpiece
10 to 12 feet Extra Heavy Branched Tops	6.00	5.60	5.20	4.80	Stuart Only

Terms:-2% discount from list prices if cash accompanies order; otherwise send one-third when order is placed, balance C. O. D. Transportation collect.

Shipments made Railway Express unless otherwise ordered. Mail orders usually handled within 24 hours after received unless later shipping date requested. Please indicate if we may not substitute sizes or varieties if we are out of those ordered.

Sales by appointment only on Saturday afternoons. Closed Sundays.

Planting directions attached to each bale of trees

Watson's Pecanwood Nurseries

SAMUEL D. WATSON & PAULINE F. WATSON, Owners

Office:-2 miles Southwest of Orangeburg on Cordova road

Mail Address:-Box 666, Orangeburg, S. C.

Phone 1391 W-1

WATSON'S PECANWOOD NURSERIES,

Place _____

Orangeburg, S. C.

Date _____

Gentlemen:

Please send me by _____ the following:

(State method delivery preferred)

Number	Variety	Height	Price	Amount

\$1.00 PACKING CHARGE ON ORDERS LESS THAN \$5.00

TOTAL AMOUNT OF BILL

REMARKS: () check or () money order enclosed. I agree to accept this order promptly when delivered and pay for it.

I request shipment approximately _____

Signed _____ P. O. _____ Exp. Office _____

Postage
Will Be Paid
by
Addressee

No
Postage Stamp
Necessary
If Mailed in the
United States

BUSINESS REPLY CARD

First Class Permit No. 16, Sec. 384 1-2 PL&R, Orangeburg, S. C.

WATSON'S PECANWOOD NURSERIES,

ORANGEBURG, S. C.

P. O. Box 666




FROM

U. S. DEPARTMENT OF AGRICULTURE

LIBRARY

WASHINGTON 25, D. C.

OFFICIAL BUSINESS
PRINTED MATTER



PENALTY FOR PRIVATE USE TO AVOID
PAYMENT OF POSTAGE, \$300

GPO

Library, U. S. Dept. of Agriculture,
WASHINGTON 25, D. C.

**PRICE LIST PAPERSHELL
→ PECAN TREES**

PLANTING SEASON - NOVEMBER 1st - APRIL 1st