


Historic, Archive Document

Do not assume content reflects current scientific knowledge, policies, or practices.

LIBRARY
RECEIVED
☆ JUN 29 1951 ☆
U. S. Department of Agriculture



ORCHIDS
BY
ALBERTS
AND
MERKEL
BROS., INC.
SPRING 1951

5-3-12-11-72

FOREWORD

OUR collection of orchid plants is not primarily a commercial one and it is only in the last few years that our plants have been offered for sale generally. We wish to extend thanks to all our friends and customers for the success we have attained.

We have collected, grown and hybridized orchids for thirty-five years. As a natural consequence we have been able through long experience and many trials to test and develop some of the finest breeders which we use in the hybrids we offer. We have never made any crosses for mere quantity but only with a definite plan of improvement in mind, and we have developed a high percentage of outstanding new hybrids.

Our mature plants are being improved constantly by roguing and additions from famous collections, and these we offer with confidence of giving superior flowers and vigor in growth.

In presenting our catalog to orchid growers, professional, amateur and the beginner, we wish to give assurance that every order, whether for a large collection or for only an individual plant, will receive the same careful consideration.

CATTLEYA HYBRID SEEDLINGS



CATTLEYA A. J. RUCK
Parent No. 219

219 CATTLEYA A. J. RUCK (Selfed) (C. Tityus x C. Carmen)

Very dark maroon flowers, fine texture and form. **SEE COLOR PLATE ABOVE**
First flowerings from several of our customers indicate exceptional results of this selfed cross.

2 $\frac{1}{4}$ " pot size.....	3.00
2 $\frac{1}{2}$ " pot size.....	5.00
3" pot size.....	7.50
4" pot size.....	10.00 each

766 Blc. SANFORD

Lc. Cantara x Blc Francis Lamb (Lc. Whitelegge x Bc. Warnham Beauty A. M.)

Lc. Cantara (Lc. Sargon x Lc. Valencia) is very similar to Lc. Miami and is an outstanding modern hybrid. The season is Fall to Winter. The latter is an exceptional Brasso of good form and color. Flowers Winter to Spring.

2" pot size.....	3.00 each
2 $\frac{1}{4}$ " pot size.....	4.00 each
2 $\frac{1}{2}$ " pot size.....	6.00 each
3" pot size.....	10.00 each



C. HOPE DILLON ALBA
Parent of No. 782

- 782 C. HOPE DILLON ALBA (C. Harold alba x C. Princess Royal alba)
x C. Priscilla alba var. Snowwhite—Spring

The Hope Dillon is free flowering—clear white with rich, dark lip, yellow areas. This Priscilla we consider the best variety of that hybrid having exceptional form—white with dark lips. Season anticipated is February through June into July.

1 $\frac{3}{4}$ " pot size.....2.00 each

- 810 C. CLOTHO var. Rosea x Lc. MIAMI var. Silver Bowl F. C. C. A.O.S.
Fall thru Winter

The same cross as No. 797. This cross gives such excellent promise that we repeated it with another Clotho—Clear, rosy color with very fine shape—very dark lip—yellow eyes—heavy texture. These will flower late Fall through Winter.


Community pot size.....75c each

1 $\frac{3}{4}$ " pot size.....2.00 each

- 776 Lc. ROBERTA OFF (C. Enid var. Mandarin x Lc. Helen Wilmer
var. Superba)—Spring

This remarkable Enid—one of the finest and darkest—crossed with our fine Wilmer. A cross that is practically certain to produce form, color and floriferousness with strong growth. The season should be February, March and April. Especially recommended.

1 $\frac{3}{4}$ " pot size.....2.00 each



LC. FRANK J. LIND VAR. MANDARIN A. M. A. O. S.

- 746 Lc. FRANK J. LIND (Lc. Windermere A.M.-R.H.S. x Lc. Helen Wilmer A.M.-A.O.S.)

The perfect winter flowering hybrid (January thru March). For the connoisseur and breeder who desires perfection in form and color—this outstanding cross ranks among the foremost in modern hybrids—color rich throughout — very heavy texture — gives promise of becoming a leading parent. See color plate of our Frank J. Lind that received an Award of Merit at the Fourth International Orchid Show in Miami 1948 in American Orchid Society Bulletin for November, 1948. (See picture above.)

1 $\frac{3}{4}$ " pot size.....2.00 each
 2 $\frac{1}{4}$ " pot size.....3.50 each

- 797 C. CLOTHO (C. Enid x C. Trianae var. Uplands) x Lc. MIAMI var. SILVER BOWL, F. C. C., A.O.S.—Fall-Winter

This Clotho is very fine—large—robust growing—winter flowering—rich in color—heavy texture. The Lc. Miami is one of the finest of a group that has yielded from 85 to 90 per cent exhibition type flowers. Variety Silver Bowl is a consistent Winter bloomer. We expect this hybrid to flower around the Christmas Holidays. Some will scatter throughout the fall to winter.

1 $\frac{3}{4}$ " pot size.....2.00 each

- 799 Lc. FLORIDA x Lc. FRANK J. LIND—Fall and Winter

Lc. Florida is very much like Lc. Miami with almost the same exceptional qualities. Lind is a very fine hybrid—its main attribute being a perfectly round shape and dark color. It is not free flowering. But combined with this robust and free flowering Lc. Florida, this latter dominant parent should produce an ideal Christmas flowering result.

Community pot size.....75c each
 1 $\frac{3}{4}$ " pot size.....2.00 each



Lc. CARDINAL
Parent No. 919

919 Lc. MEDON X Lc. CARDINAL

Lc. Medon is a fine bronze—Lc. Cardinal is a dark henna-colored orchid—both are very unusual and very fine. We anticipate a rich bronze result.

Community size.....1.00 each
1 $\frac{3}{4}$ " pot size.....2.50 each

921 C. SNOWSONG #8 C. LADY JOAN VAR. MODEL—Fall to Winter


C. Snowsong #8 is one of those gems of the albino crosses that gives extremely heavy texture and free flowering characteristics seldom seen in white. As high as 8 and 10 flowers to a spray averaging 4 to 5 inches across. Flowers have deep yellow eye with snow-white glistening sepals and petals. The C. Lady Joan var. Model is a fine shaped flower taken from this well known Christmas flowering white. The combination should give medium-sized white flowers of heavy texture with a freedom of bloom and a good season.

Community size.....75c

932 C. PRINCESS (C. Trianae x C. Lueddemanniana) X C. RUBY

C. Princess is a large bold flower of heavy texture and flowers regularly during December. Color is uniform lavender and solid in sepals and petals while the labellum is deep rose and ruffled. This combined with C. Ruby, as described in No. 920, should give a fine dark flower at a desirable time of year. (See picture of C. Ruby, page 13.)

Community pot size.....75c
1 $\frac{3}{4}$ " pots.....2.00



LC. HELEN WILMER VAR. SUPERBA
Parent No. 776 - 767 - 768


767 Lc. Wilmoss (C. Monmoss var. Mandarin x Lc. Helen Wilmer var. Superba) **SEE COLOR PLATE ABOVE AND PICTURE BELOW**

An early Spring flowering hybrid of remarkable parents. C. Monmoss var. Mandarin (C. Monarch var. Colossus x C. Mossiae var. Alberts) was selected from several hundred plants for this mating. It has flowered during March for many years in succession. Flowers are well formed with exceedingly broad petals of dark lavender and heavy dark fluted lip. Lc. Helen Wilmer var. superba is described under Cross #763. A March flowering season is anticipated—This is the most difficult month in which to produce fine hybrid flowers. The seedlings are willing growers.

2" pot size.....	3.00 each
2¼" pot size.....	3.50 each
3" pot size.....	10.00 each



C. MONMOSS VAR. MANDARIN
Parent No. 767



LC. HYPERION VAR. MANDARIN
Parent No. 765

765 C. Enid var. Magnifica x Lc. Hyperion var. Mandarin

This cross should make another fine mid-winter bloomer. C. Enid var. magnifica has an unusual richness of color. It is a proven parent. Lc. Hyperion var. Mandarin (Lc. General Maude var. Victory x C. Leda) has excellent form and texture with uniform color and dark lip. The latter flowers in February. The results should be most desirable.

2 $\frac{1}{4}$ " pot size.....	3.50 each
2 $\frac{1}{2}$ " pot size.....	6.00 each
3" pot size.....	10.00 each



LC. GERALDINE THOMPSON VAR. MAXIMA

763 Lc. WILDINE (Lc. Geraldine Thompson var. Maxima x Lc. Helen Wilmer var. Superba). Christmas Holiday flowering anticipated

Lc. Geraldine Thompson var. maxima (Lc. Jacquinetta x C. Trianae). Free flowering—large—vigorous—November thru December—clear lavender with dark, ruffled, broad lip. Lc. Helen Wilmer var. superba (Lc. General Maude x Lc. Wellsiana). Helen Wilmer has been described as the ideal orchid. Our Wilmer is one of the finest. Rich color—short trumpet—deeper, maroon lip with gold areas. Flowers Dec. thru March.

2 $\frac{1}{4}$ " pot size.....	3.50 each
2 $\frac{1}{2}$ " pot size.....	6.00 each
3" pot size.....	10.00 each



CATILEYA BALLANTINEANA VAR. ALBERTS
Parent No. 790

790 **C. BALLANTINEANA** var. Alberts x Lc. MIAMI var. Glory (Lc. Runah x Lc. Sargon)—Fall

Lc. Miami var. Glory is another glorious hybrid of the richest hue and equals the Lc. Florida. This cross should have the same excellent qualities of No. 787. These two crosses should replace the average Fall hybrids that are so plentiful at this time of year with a superior quality that will always have demand. (See picture above of C. Ballantineana var. Alberts. (See picture, page 10, of Lc. Miami var. Glory.)

Community size.....75c each
 1 $\frac{3}{4}$ " pot size.....2.00 each

807 **LAELIA TENEBROSA** var. Charlesworthii A.M. x C. DOWIANA var. Aurea—Summer and Fall

This outstanding Laelia tenebrosa, in our collection since 1918—Flowering every year is probably the finest variety ever found, receiving an A. M. from the Royal Horticultural Society of England years ago. Long lasting unusually heavy texture and in shape far superior to the type—dark bronze. This re-make of Lc. Luminosa—should give a very fine bronze. This Tenebrosa always flowers late Winter to Spring.

Community pot size.....75c each
 1 $\frac{3}{4}$ " pot size.....2.00 each

809 **C. ENID** var. G. West x Lc. Miami

Whenever a very fine Enid is used the results almost invariably are good provided the other parent is a tested breeder. We have several Enid stud plants—out of over a thousand Enids that produce fine results. Influenced mainly by the dominant pollen parent and noteworthy for the abundance of fine flowers produced at various seasons—many Winter.

Community pot size.....75c each
 1 $\frac{3}{4}$ " pot size.....2.00 each



LC. MIAMI VAR. GLORY
Parent No. 764

764 Lc. MIAMI (Lc. Miami var. Glory x Lc. Miami var. magnifica)

A glorious hybrid of the Fall Season (September through December). Lc. Miami (Lc. Runah x Lc. Sargon). Two of the finest varieties of this famous cross were used in this mating. The uniform quality of the Miami hybrids should give excellent results. Lc. Miami var. Silver Bowl received an F.C.C. and best Flower of Show at the Third International Orchid Show at Miami 1947. Flowers are large and heavy textured—Flower colors are dark with butter yellow eyes in throat and broad, ruffled lips. Plants are vigorous and free flowering. Habit of double growth spreads flowering season over many months.

SEE PICTURE ABOVE

2 1/4" pot size.....	4.00 each
2 1/2" pot size.....	6.00 each
3" pot size.....	10.00 each

833 C. ENID ALBA (C. Mossiae Reineckiana Young's var. x C. Gigas "F. M. B.")

A white colored lip cross made from proven parents. This cross has been widely sought after by all orchid growers for Winter flowering (Jan. thru April). The first flowering offspring have taken many prizes at Orchid Flower Shows.

3" pot size.....	10.00 each
------------------	------------



Lc. MIAMI VAR. MAGNIFICA
Parent No. 764

768 Lc. HELEN WILMER var. Superba x Bc. Imperialis var. Crown

This very fine *Brassolaeliocattleya* hybrid should flower around the Easter Holidays. Bc. *Imperialis* var. *Crown* is a definite March flowering hybrid with finest *Brasso* characteristics. The large bright ruby lip is ruffled with a white edge and the deep yellow eyes in throat set off the beauty of this gorgeous hybrid. Sepals and petals are broad and erect of lavender color. Mated with Lc. *Helen Wilmer* var. *superba* shown in the color plate, it should satisfy every grower's desire

1 $\frac{3}{4}$ " pot size.....2.00 each
2 $\frac{1}{4}$ " pot size.....3.50 each

777 C. HARDYANA ALBA x C. LORANORE (C. Lorna alba x C. Eleanore alba)—June

A fine dependable June flowering white with purple lip. Desirable and useful—Both parents have good constitution and are free flowering.

1 $\frac{3}{4}$ " size.....2.00 each

918 Lc. FLORIDA X Lc. MOMUS (A.M.)

A cross of two well known parents that will give a superior Fall hybrid of good growing characteristics. The flowers should be dark, large and heavy textured.

Community size.....75c each
1 $\frac{3}{4}$ " size.....2.00 each



C. ENID NO. 250 STRAIN
Parent No. 793

793 C. ENID (250) X Lc. MIAMI—Various

Another of our very fine Enids—fine color, shape and an unusually large frilled lip, like Brasso-cattleya. A very richly colored Miami was used. Large, fine shape and the very heavy texture that distinguishes all our Lc. Miami. Again this should produce prolific bloomers. Seedlings are fast growers. Picture above of C. Enid used in this cross.

Community size75c each
 1¾" pot size.....2.00 each

911 C. CLOTHO (119 Strain) X Lc. FLORIDA—Fall thru Winter

Again similar to No. 797 and No. 810. The Lc. Florida is unusually dark. Heavy textured and long lasting. A fine Clotho was used to fix the flowering to the Christmas season.

Community pot size.....75c each
 1¾" pot size.....2.00 each

933 Lc. FLORIDA X Lc. BOADICEA var. "The Queen"

This cross should yield the large, heavy textured—dark colored flowers that command first attention. (Exceptionally dark, maroon purple.)

Community size75c
 1¾" pot size.....2.00 each



C. RUBY
Parent No. 920 - 932

920 C. RUBY X C. A. J. RUCK—Spring and Summer

C. Ruby has the darkest maroon sepals and petals and labellum one could imagine. It flowers with us twice a year in December and July. It has flowered biannually at these times for six years. The parentage is unknown as it was raised in a batch of seedlings from which the label was lost. We have crossed this with the very dark A. J. Ruck. (See page 3 for a color picture of the latter. The flowering season of this hybrid could be various but should be predominantly in the late Spring and early Summer.

Community size75c
 1¾" pot size.....2.00 each

787 C. BALLANTINEANA var. Alberts x Lc. FLORIDA (Lc. Red Oak x Lc. Sargon)—Fall

Lc. Florida is one of the finest Fall Hybrids ever flowered. Flowers are large with very dark sepals and petals with a velvet ruby lip. Texture of the flowers is superb. This combined with C. Ballantineana var. Alberts will make a superior Fall hybrid. It should have the characteristic of making two growths a year which will flower separately and thereby spread the season from August through December. (See picture of C. Ballantineana var. Alberts on page 9.)

1¾" pot size.....2.00 each



Bc. CLARA ALBERTS
Parent No. 988

988 Lc. FLORIDA VAR. COMPACTA X Bc. CLARA ALBERTS VAR. ROTUNDA

Two very fine varieties—rich dark colors—round shape—very robust growing and free flowering. We expect the result to be large flowers of round shape and exceptionally large, frilled lips of intense color. Fall.

Community pot size.....1.00 each

991 C. LABIATA VAR. CHARLESWORTHII X C. ENID ALBA VAR. MILDRED

This Labiata is a fine white variety with a purple area on the lip. Desirable also for its unusually free flowering and robust growing characteristics. Crossed with our fine Enid alba we are confident that we have attained a remarkably fine cross. This parentage should give a controllable hybrid. Normal flowering would be Fall to Winter.

Community pot size.....1.00 each

999 Lc. FLORIDA VAR. SAN JOSE X C. MOSSIAE VAR. MANDARIN (Fall and Winter)

Lc. Florida var. San Jose is a very rich colored flower with ruby ruffled lip and golden yellow eyes in throat. Fine texture and form. The C. Mossiae var. Mandarin has been pronounced superb by all who have seen it in flower. Deep colored lavender sepals and petals with very dark ruffled lip. The flower is very erect and the top sepal is perfectly straight (unusual in Mossiae). Texture and form is of exhibition quality.

Community pot size.....75c each

950 L. PURPURATA VAR. ORCHID KNOLL X C. ENID ALBA VAR. MILDRED (Spring)

This cross is a combination of 3 famous breeders: L. P. Var. Orchid Knoll; Mossiae Rein. Young's Var.; Gigas F.M.B.—Should make a cross superior to even the best Canhams and give a more scattered flowering season. These seedlings are robust growers and as all the parents are the most productive of all species—they will be very free flowering.

Community size75c
 1³/₄" pot size.....2.00 each

967 Lc. BRITANNIA ALBA X C. ENID ALBA VAR. MILDRED

Both parents are of exceptional quality and are very free flowering. The sepals and petals are a glistening white with dark purple lips. Each parent had fine shape with broad petals. The flowering season will be throughout the year.

Community pot size.....75c each

973 C. EDITHAE VAR. ALBERTS X C. CAMEO VAR. EASTER

This Edithae (tetraploid) is one of the best white breeders. The progeny of this plant are invariably strong growers—break and flower freely. A fine Easter white is anticipated.

Community pot size.....75c each

978 C. ESTELLE ALBA (C. Cowaniae x C. Edithae var. Alberts)

This cross is similar to #973 but is expected to flower a little later.

Community pot size.....75c each

1000 Lc. JACQUINETTA VAR. FORT X Lc. FLORIDA VAR. ALBERTS (Fall and Winter—Various)

Lc. Jacquinetta var. Fort is a famous breeder of fine off-spring. It seems to impart rich coloring and a freedom of flowering on each growth no matter when growth is made up Thus its offspring have given flowers around the seasons. Lc. Florida var. Alberts has excellent form-texture and dark ruby or maroon lips and sepals and petals of glowing maroon purple. Both are tops as growers.

Community size75c

1001 Lc. SARASOTA (C. Atlanta x Lc. Valencia) X Lc. JACQUINETTA VAR. HELENA

Lc. Sarasota has thick texture and gives long-lasting qualities. The color is rich purple *with a bronzed overtone*. Crossed with our tested Jacquinetta it will give fine color tones The season may be variable but will predominate Fall to Winter.

Community pot size.....75c each

- 812 **BLC. NANETTE, ALBA X C. MOSSIAE, WAGNERI**
 The Blc. Nanette used in this and the three following hybrids is, in our opinion, the outstanding white Brasso-Callteya, pure white and of vigorous constitution and freer flowering than most Bc's. Past results indicate that Blc. Nanette does not invariably produce pure white offspring—some previous crosses have been tinted—some with colored lips and some all white. Quality and size has always been very good. Crossed with a fine white Mossiae, we anticipate superior results. All of these Nanette crosses should be very fine, the object being to prolong the flowering period into various seasons. Spring.
 2" pot size.....3.00 each
- 814 **BLC. NANETTE, ALBA X C. ELLA MAY SUTTON**
 Similar to the above. Fall to Winter.
 1¾" pot size.....2.00 each
- 821 **BLC. NANETTE, ALBA X C. BARBARA DANE VAR. PERFECTION.**
 This Barbara Dane is the parent of the marvelous Joyce Hannington. Crossed with Blc. Nanette, the results may confidently be expected to be superior. Summer to Fall season expected.
 1¾" pot size.....3.00 each
- 823 **BLC. NANETTE, ALBA X C. WHITE EMPRESS, FCC**
 The same Nanette but crossed to flower Winter to early Spring.
 1¾" pot size.....2.50 each
- 817 **BLC. WOODNOTE X C. TRIANAE, A. C. BURAGE**
 Unusually fine shape, large flowers, varying tones of light to dark lavender—expected to flower in Winter.
 1¾" pot size.....2.00 each
- 822 **C. ARDMORE X LC. ERICA VAR. MODEL FCC**
 Superior flowers of fine dark lavender color, free habit. Spring season anticipated.
 1¾" pot size.....2.00 each
- 824 **LC. ERNEST B. DANE X C. TITRIANAE**
 The former is a cross of Lc. Cassandra FCC with Lc. Erica var. Model, Fcc. Very fine form, rich color and heavy texture distinguishes this parent. This Erica is well known for its fine shape and color. Titrianae is a glorified, free flowering Trianae. This hybrid should be of exhibition quality. Winter season.
 2" pot size.....3.00 each
- 826 **C. RAPHAELAUREA X LC. JANE DANE**
 This cross should yield a very superior white with very richly-colored labellum, gold and dark, ruby purple. The season may be indefinite but fine flowers of this type are always desirable.
 2" pot size.....3.00 each
- 827 **C. MOSSIAE X (C. Trianae x Lc. Santa Claus)**
 We expect this cross to be like an improved Trimos—flowering in early Spring.
 1¾" pot size.....2.00 each
- 831 **C. MOSSIAE X BC. IMPERIALIS**
 Bc. Cliftoni var. magnifica is very dominant, very fine. However, we expect to improve both the Mossiae used twice, and Cliftonii in color and to make it more free flowering—also to preserve the early Spring season.
 1¾" pot size.....2.00 each

916 C. GIGAS var. Bedford (WCL) X Lc. HASSALLII ALBA var.
 Boynton—May, June

There are only two varieties of Gigas that are white with dark lips that are good breeders. Gigas F.M.B. and the very scarce Gigas Bedford. Some English authorities consider Bedford superior. Lc. Hassallii alba var. Boynton is a very fine snow-white with ruby lip—heavy texture—robust growing—very free flowering and very large. June flowering period.

1¾" pot size.....2.00 each

PRICES OF COMMUNITY SIZE SEEDLINGS

1.00 each or 20.00 per 3" community pot of at least twenty seedlings
 75c each or 15.00 per 3" community pot of at least twenty seedlings

Special Combination of Hybrid Seedlings

- #1 HSO 12 Community size seedlings for \$7.50 (bare root)
- #2 HSO 20 Community size seedlings for \$12.50 (bare root)
- #3 HSO 1¾" pot size—2.00 each, 3 or more.....1.75 each
- #4 HSO 2" pot size—3.00 each, 3 or more.....2.50 each
- #5 HSO 2¼" pot size—3.50 each, 3 or more.....3.00 each
- #6 HSO 2½" pot size—4.00 each, 3 or more.....3.50 each
- #7 HSO 2½" pot size—6.00 each, 3 or more.....5.00 each
- #8 HSO 3" pot size—10.00 each, 3 or more.....8.50 each


#1 and #2 taken from 75c Community sizes. All are named.

#3 HSO thru #8 HSO may be selected as three of one variety or three different varieties so long as three are the same pot size.

ALL ORCHID PLANTS OFFERED ARE STRONG AND VIGOROUS. WE GUARANTEE PLANTS TO BE CLEAN AND TRUE TO NAME. The community size plants offered are ready for transplanting to 1¾" or 2". To enable our customers to buy one seedling or a thousand we will ship orders for less than twenty plants of a variety *bare root*. A community pot will average twenty to thirty plants. When ordering a community pot we will charge for the number of strong seedlings contained therein at the above rates. We have sent bare root seedlings as far as Australia with complete satisfaction.

PHALAENOPSIS HYBRID SEEDLINGS

MOTH ORCHID



Top row 4" pot size—Fourth row 3" pot size—Third row 2" pot size
Second row 1 3/4" pot size—First row community size.

PINK FLOWERING HYBRID PHALAENOPSIS SEEDLINGS

- 227 P. PINK PAMELA (P. Pamela x Pink Glory)
 - 228 P. PINK HAWAII (P. Pink Glory x P. Hawaii)
 - 232 P. GLORIANA (P. Schilleriana x P. Pink Glory)
 - 237 P. GLORIOSA (P. Pink Glory x P. Stuartiana)
- Parentage of Pink Glory is P. Pamela x P. Hawaii.

3" pot size.....	5.00 each
4" pot size.....	6.00 each, with flower spike 7.50 each
5" pot size.....	8.00 each, with flower spike 10.00 each
6" pot size.....	10.00 each, with flower spike 12.50 each
(# 232 is not available in 5" or 6" pots)	

Phalaenopsis can be shipped in flower-spikes, in tight buds, only from October through January.



**PHALAENOPSIS HYBRIDS
MOTH ORCHIDS**

PHALAENOPSIS

There are few flowers of the Spray type in the Orchid Kingdom that create more admiration than the graceful Phalaenopsis (Moth Orchid). They are truly a herald of Spring and have excellent lasting qualities. Often lasting for several months beginning to open in early February and still flowering during May and June. When the flower spike is cut when nearly open and above the third or fourth node (stem joint on the flower spike) it will often throw another secondary spray. The flowers can be taken as they open to adorn my ladies' gown or hair and for weeks to come, have fresh flowers, as the remaining buds open.

Another virtue of the Moth Orchid is its willingness to grow quickly and mature earlier than its noble ally the cattleya. Generally in three to four years a seedling will flower with its first spray of 6 to 10 flowers. The record is something like 18 months from seed sowing to flowering. Along with its early maturity the Moth orchid requires less light and can be grown in shady locations where other orchids would not grow and flower. Also it may be hung above other plants to save bench space for cattleyas. The only true requisite for fine culture is not to let the temperature drop below 62 to 65 in Winter at night. The higher figure is the better for growth and flowers.

This is one orchid that will take fertilizing with almost any formula devised by man that will not cause burning or dehydration by being too strong. Weak solutions of liquid dairy manure—blood—sheep manure or what have you, during the growing season after repotting and root action has started, will greatly assist this robust fleshy leaved orchid. This may be applied once every two weeks or once a month until the flower spike shows. Every good Phalaenopsis grower has his own pet treatments so you will have to experiment to see which method meets your success. When using straight organic fertilizers as above mentioned it is helpful to balance the nitrogen by using some superphosphate and potash (wood ashes) in the brew. Just remember, *weak applications often* are better than an over-dose once a year. Some growers prefer

to use the balanced inorganic formulas that are offered as plant foods under various trade names. The nutrient formulae for sowing orchid seed is fine but need not be made with chemically pure salts. We recommend Wilson's Orchid Fertilizer.

The orchid pests of the Moth orchid are not difficult to control. Generally sponging the plants two or three times a year will keep them clean of scale. Use any mild insecticide (Wilson's O.K.) or just nicotine sulphate with ivory soap flakes (40 per cent Nicotine sulphate 1 oz. to 3 gal. of water). Soap enough to make water wet the foliage smoothly. Pour excess out of crowns. Ants often are a pest by carrying mealy bugs up onto the flower stems and crown of the plant. Control the ants and the mealy bugs won't have a chance after you sponge them off. You may place cotton around the flower stem to prevent them climbing to the flowers. *Chlordane* is the wonder ant killer used as a dust or spray on ground and benches.

Phalaenopsis generally like to be grown moist—especially during the growing season of Summer. However, don't let water stand in the crown of the plant overnight, particularly in the Winter when chilled water will rot the crown and your plant will disintegrate in a fairly short period. In Winter spray in the mornings and on sunny days. During Summer water about once a week thoroughly and syringe with water in a fine mist when days are warm and sunny. During the Winter every 10 days or 14 days unless heating dries them out should be sufficient to water. Rainwater is by far the best.

Phalaenopsis may be repotted every year after flowering or every two years. Here again every grower develops his own preferences. They may be grown in almost any type of container and they will do well. Some people like wooden baskets, others clay pots or bamboo or cypress rafts—cocoanut husks—tree fern blocks. They do not need to be potted quite as firmly as cattleyas and often like a bit of sphagnum moss to hold moisture. Place charcoal and broken clay pot pieces throughout the osmunda to insure good drainage and aeration. The lighter brown osmunda mixed with some dark works out well.

There is just one thing about the Moth orchid—if you like orchids at all you will like this genera. If you can and like to grow orchids you can grow these with a minimum of effort.

Growing Orchids in the Home

To keep moisture around the plants use a tray that will hold at least an inch of water (large cake tin or fish aquarium). Set the orchid plants upon a half brick or inverted flower pot. Then place pebble rock or pea gravel—charcoal or coke around the bricks or pots. This will help keep the water clean and sweet. If you do not have a thermostatic controlled furnace to maintain night temperatures as suggested—use a chicken brooder heating unit in a fish aquarium or a fish aquarium heating unit. Or use light bulbs and place them in a tin can to avoid excessive light on plants at night. If you have a closed-in space you are heating, always allow some means of ventilation at top and also at bottom if possible.

An exposure facing East is considered the best and depending upon your latitude you can have full sunlight until 9:30 to 10:00 a.m. and after 4 p.m. Then you should have some cheesecloth or shade to reduce the light intensity about half during the mid-day (this means Summertime, June thru August). In Winter full light generally will not burn the foliage.

If you can hang the plant outdoors from June thru August, this will give fine Summer growth. Try to give them a protected spot which will not allow winds to dry them out excessively. Daily mists of water in Summer are encouraging to root growth and cooling. Generally a heavy watering every 3 to 5 days is enough in Summer whereas in Winter once in ten days is enough. Do not keep the plants wet all of the time, an occasional drying out is healthy.

MATURE CATTLEYA HYBRIDS

15 C. TITYUS (C. Enid x C. Octave Doin)

A good Winter flowering cross. Sepals and petals rose lavender with darker lips and yellow eyes.

4"	pots	7.50
5"	pots	12.50
6"	pots	18.00



C. MARCELIANA

22 C. MARCELIANA (Cattleya Ballantineana x C. Trianae)

This well known variety has fine form with excellent closed throat with dark purple lip and lovely light lavender sepals and petals. This cross made by Mr. Alberts to lengthen the season of Ballantineana is a fine free flowering Cattleya. Season, October through December.

5"	pots	15.00
5½"	pots	18.00
6"	pots	20.00

25 Cattleya Ballantineana var. Alberts

(C. Trianae var. Edgar Knight x C. Warscewiczii or Gigas). It has a deep purple throat and lip with sepals and petals rosy lavender. Free flowering. Season, Sept., Oct., Nov. (See picture, page 9.)

5"	pots	15.00
5½"	pots	18.00
6"	pots	20.00

76	Lc. NELLA (Lc. Dominiana x C. Labiata)			
	Large light lavender flowers with dark lip. Sepals and petals are broad. Flowers October-December.	5"	pots	12.50
		6"	pots	15.00
		7"	pots	18.00
92	Lc. GEORGE J. CIEJKA (Lc. Roger Sanders x C. Trianae var. Edgar Knight)			
	Light rose sepals and petals with dark rich lip. Season mid-Winter.	5"	pots	12.50
		6"	pots	15.00
		7"	pots	18.00
100	Lc. CANHAMIANA ALBA (Alberts Strain) X (L. Purpurata var. Orchidknoll x C. Mossiae)			
	Conceded to be one of the finest strains of this famous white colored lip cross. Flowers May-June. Divisions. Limited number.	4-4½"	pots	25.00
113	Bc. Mme. CHARLES MARON (C. Warscewiczii var. Sanderiana x B. Digbyana var. Ohm Paul Krueger)			
	This cross made from the above selected parents has given a fine strain of Maronae. Sepals and petals lavender with very large Brasso lip that has a large chartreuse eye. Flowers throughout the year on each new growth.	5"	pots	15.00
		6"	pots	20.00
		7"	pots	25.00
114.	C. TRIANAE var. Mooreana			
	This exceptionally fine variety of Trianae has a very fine dark, rich lip. The petals have a very dark area at end of mid-rib.	5"	pots	15.00
		6"	pots	20.00
212	Lc. BRITANNIA ALBA (Lc. Canhamiana Alba x C. Warscewiczii F.M.B.)			
	An outstanding white colored lip strain of Mr. Alberts. The sepals and petals are a satin white and the lip is very dark and often has a white ruffle. Flowers from Fall thru Winter to early Spring.	4½"	pots	15.00
		5"	pots	20.00
		6"	pots	30.00
		6½"	pots	35.00
706	C. LADY JOAN (C. Joan Manda x C. Lady Veitch)			
	A new white cross flowering from late Fall through Winter. Free flowering. Very pure white with very small amount of light yellow in deep throat.	5½"	pots	30.00
		6"	pots	35.00
		6½"	pots	40.00
720	Lc. TRIBEATRICE (Lc. Beatrice x C. Trianae)			
	Medium to dark lavender sepals and petals with a dark lip. Very free flowering and a vigorous grower. Season is October-November and December.	5"	pots	12.50
		6"	pots	15.00
		7"	pots	18.00
		8"	pots	20.00
724	Bc. IMPERIAL (Bc. Imperialis x C. Hardyana)			
	Some very outstanding varieties have flowered in this cross. Late Fall thru Winter to early Spring. Flowers large, deep sepals and petals with crimson Brasso lips and often with yellow eyes.	5"	pots	20.00
		5½"	pots	25.00
		6"	pots	30.00
		6½"	pots	35.00
727	C. CAMEO (C. Cybele Alba x C. Mossiae Wageneri)			
	A fine quality white of vigorous character. Late Winter and Spring. Good Easter White.	5½"	pots	35.00
		6"	pots	40.00
		6½"	pots	45.00



LC. GERTRUDE PETERSON

726 Lc GERTRUDE PETERSON (C. Warneri var. Ardenholm x Lc. Jacquinetta)

A new hybrid of exceptional merit. Free flowering with varied tones of lavender sepals and petals with very dark crimson lips. Flowers the year 'round on each new growth.

5½"	pots	20.00
6"	pots	25.00
6½"	pots	30.00

735 C. BRUNO ALBERTS (Souvenir of Louis Sander x C. Joan Manda)

Flowers are large, white with heavy texture and a golden yellow throat. Very free flowering. Season: November to January. Vigorous grower.

6"	pots	75.00
6½"	pots	85.00
7"	pots	100.00

737 C. ANN ALBERTS (C. Edithiae x C. Souvenir de Louis Sander)

Flowers are large, white with heavy texture and a golden yellow throat. Very free flowering. Season from December through March. Vigorous grower.

6"	pots	75.00
6½"	pots	85.00
7"	pots	100.00

744 Lc. WHITECREST (Lc. Britannia Alba x C. Priscilla Alba)

A white colored lip cross that should be very fine. Season variable—Fall thru Winter.

4½"	pots	15.00
5"	pots	18.00

Special Offerings of Seedlings Flowering Size

751 Lc. EVELYN STARK (C. Clotho var. Ardens x Lc. Geraldine Thompson)

Plants that have flowered have rich ruby-wine colored lips with clear lavender sepals and petals. Many have yellow eyes in throat of labellum. Season variable but should be Fall to Winter.	4" pots	7.50
	4½" pots	10.00
	5" pots	12.50
	5½" pots	15.00

755 C. CYROD (C. Cybele Alba x C. Schroderae-Near White)

An attempt to produce delicate pastel shades of lavender in sepals and petals with lips of rose lavender. Season is Spring.	5" pots	12.50
---	---------	-------

757 C. SPECIOSISSIMA x C. TITRIANAE

This hybrid spreads over a long period of flowering from Fall through Spring. The sepals and petals are clear lavender with a dark lip and ruffled labellum.	3½"	6.00
	4"	7.50
	5"	12.50

800 CATTLEYA OENONE ALBA (C. Mossiae Wageneri x C. Labiata Alba var. Rogersi)

	Divisions {	3½" pots	12.50
		4" pots	15.00
This cross was made from two extremely fine plants. The C. Mossiae var. Wageneri was picked from several hundred seedlings raised from crossing two fine C. M. Wageneri types. The Labiata alba is probably the finest one in existence. It gives to this cross unusual keeping qualities. Flowers have been left on the plant for 6 weeks without spotting or deteriorating. The seedlings of this cross have been tested and they have the same keeping qualities as the parent. The flowers are medium size with two and three to a stem. As plants mature they will be larger and extremely prolific bloomers. Our only regret is that we have a limited quantity to offer. The season is predominantly Spring and Summer but with a few spreading around the year.	5" pot size	20.00	

801 Lc. ROCHELLE (C. Mossiae var. Rochelle x Lc. Kismet)

Here is the ideal Spring flowering cross that is quick to mature and is much improved over straight C. Mossiae. Lc. Kismet has the background of General Maude which has made so many fine hybrids of modern times. While some will take after the Mossiae parent they will have much darker lips and color in sepals and petals. Those that take after Lc. Kismet will be the superior children of the hybrid progeny. They will take the prizes at the Orchid Shows and be coveted by the proud owners.	4"	8.00
	4½"	10.00
	5"	12.50

Special Offering of Hybrid Divisions

These hybrid divisions are being offered to orchid growers who wish quality plants at reasonable prices. All bulbs have leaves and are strong divisions with well developed eyes. These divisions are all potted but those who wish to save shipping costs may request shipment in paper pots. Available for immediate shipping. Expected to flower on next growth.

Three bulb divisions..... 7.50 each—any three for 20.00

Four bulb divisions.....10.00 each—any three for 27.00

Five bulb divisions.....12.50 each—any three for 35.00

190 C. Priscilla Alba (C. Enid Alba x C. Speciosissima var. Stanleyii)

This white colored lip variety has many attributes. It flowers heaviest during the late Spring months of May, June and July. However, growths made at other times of the year will flower when matured. Labellum is dark with white margins. Sepals and petals are white with a blush of lavender near mid-rib. Easily grown.

215 C. ENID (C. Warscewiczii x C. Mossiae.)

Considered one of the most generally useful hybrids in any collection today. Sepals and petals very dark lavender with very dark, often crimson lips. Often flowers twice a year. Usually Summer and Winter.

250 C. Enid (C. Warscewiczii x C. Mossiae)

Labellum of this cross is very frilled and dark. Sepals and petals dark rosy lavender. Extremely robust grower. (See picture, page 12.) Same cross as above but different individuals used as parents.

Cultural Directions for Orchid Growers

It has always been difficult to secure cultural directions to grow orchids. However, today there are a number of fine publications available and every orchid grower should subscribe to as many as possible. They cover all phases of orchid growing around the world. It is advisable to obtain as many back issues of orchid bulletins as there is a storehouse of knowledge that will save you many costly mistakes. We list a few of the publications available today for your convenience on page 34.

Mature Cattleya Orchid Collections

These collections are of outstanding value and are especially recommended for the novice.

(Selected for flowering throughout the seasons of the year.)

Flowering size plants—in sheath wherever possible.

Collection No. 1 25.00	{	1-C. Enid 1-C. Harold 1-C. Priscilla Alba 1-C. Trianae
------------------------------	---	---

Collection No. 2 50.00	{	1-C. Priscilla Alba (white sepals and petals, colored lip) 1-C. Trianae 1-C. Enid 1-C. Harold 1-C. Cyrod or Lc. Lonetta 1-C. Lc. Nella 1-C. Marceliana 1-P. Phalaenopsis 3" size (Pink)
------------------------------	---	--

Collection No. 3 75.00	{	1-C. Priscilla Alba (white sepals and petals, colored lip) 1-C. Enid 1-C. Harold 1-C. Cyrod or Lc. Lonetta 1-C. Lc. Nella 1-C. Marceliana 1-C. Trianae 1-P. Phalaenopsis 3" size (Pink) 1—Lc. Britannna alba (white sepals and petals with colored lip) 1—Pure white sepals and petals with yellow in throat. Our choice.
------------------------------	---	--

TWO FLOWERING SIZE CATTLEYA SPECIES

C. Trianae—Early Winter—Nov.-Dec.....5.00-7.50 and 10.00
 C. Warszewiczii or Gigas—May-June.....7.50 and 10.00

C. Gigas is one of the finest species for color, form and size. Requires more light than the average Cattleya and a drying off period in the Fall until new growth commences in January when normal watering is resumed.

SPECIES ORCHIDS



DENDROBIUM PHALAENOPSIS
(CANE ORCHID)

285 DENDROBIUM PHALAENOPSIS VAR. JO-ANNE X DENDROBIUM PHALAENOPSIS VAR. ROSELAWN. (Fall)

286 Is the reverse or reciprocal of cross 285 (both crosses will give same offspring)

285 and 286—3" Community pots (over 20 plants)..... 7.50 each
Community size..... .65 each

The above two crosses represent the largest strains of Dendrobium Phalaenopsis flowers we know about. The parents have produced canes three to four feet long and as many as three sprays of flowers to a cane. When well grown the canes of previous years will throw flower spikes. This is unusual in the orchid family for previous years growths seldom produce flowers. Do not over pot Dendrobium Phal. They like a small pot and good drainage but will take plenty of water when growing. They require the same light as Cattleyas and after reaching maturity can be grown out-of-doors in the summer months. Very adaptable to the Southern States where they can be grown without a greenhouse. They should be brought in when freezing or in low 40's. Mature plants have a dormant period after flowering and may be kept in the house plant window during the winter and then placed out-of-doors in Spring. They commence to flower in September and will continue until Christmas. They rank among the best keeping orchids.

DENDROBIUM NOBILE

A beautiful Spring flowering orchid from Burma. Flowers are lavender with deep purple eyes. Flower is about 2" across.

2" pots (offset propagations)..1.50 3" pots..4.50 4" pots..7.50



EPIDENDRUM ATROPURPUREUM

THIS striking Epidendrum species has remarkable colored flowers that are fragrant and long lasting. There are two species which differ only slightly in the coloring of the trilobed labellum. Both varieties of this specie have chocolate brown or mouse gray sepals and petals edged with delicate green. The trilobed labellum of the variety "Roseum" is a rose color and the middle lobe is lined with a lighter rose. The trilobed labellum of the variety "Randii" varies in color from light rose to white, the middle lobe being lined with a rose-purple. The flowering season extends from March into May and the flowers will keep at least 6 weeks normally. As these are collected plants it is impossible to tell which variety we can supply but we know you will be pleased with either type.

The plants should be planted in brown wooly osmunda fibre with plenty of broken crock for drainage. Do not over-pot when repotting as this species likes to be crowded so the roots will extend over the edge. This will help to avoid getting the osmunda soggy with heavy watering and avoid rotting off new growths. This specie likes plenty of water and a light airy place with as much light as possible. Hang it near the glass in Winter and outdoors under slats or a partially shaded position outdoors if possible in the Summer. It is recommended to water twice daily throughout the growing season of May to December, and once daily throughout the months of January to April. Temperature requirements are not difficult as these plants are not sensitive. Keep from freezing and they tolerate high temperatures during the day. An ideal orchid for the amateur—a handsome plant—rugged construction—easily grown—very artistic and long lasting.

Select size 6.00 each

Fancy size 7.50 each

ONCIDIUMS

ONCIDIUM AMPLIATUM VAR. MAJUS

Is one of the finest yellow gems of the *Oncidium* in cultivation. The large bright yellow flowers are produced in abundance, on a long branching spike often three to five feet long, in March, April, May and sometimes will last to June. This is the best variety of the genus, being the most robust and beautiful. Always a sensation at the Spring flower shows. Some growers have produced exceptional specimens with organic fertilizers during the growing season.

4" pots.....	5.00
5" pots.....	7.50
6" pots.....	12.50



ONCIDIUM AMPLIATUM VAR. MAJUS

ONCIDIUM SPLENDIDUM

This fine specie raised from seed. It flowers in mid-winter from Christmas thru February. Very handsome bright yellow flowers on a long erect spray reaching sometimes 4 to 5 feet tall.

2 $\frac{1}{4}$ " pot size.....	2.50 each
---------------------------------	-----------

ONCIDIUM SPHACELATUM—SPRING

This is an easy growing, free flowering specie with long panicles of flowers, which are bright yellow. The sepals and petals barred with rich brown near the basal portion—the bilobed lip also has a bar of the same color across its narrowed base.

8" pot size.....	7.50 each
------------------	-----------

BRASSIA VERRUCOSA—SPRING

An interesting species, in which the upper part of the flower is pale green and the lip white, marked with green warts. Give plenty of water at the roots during the growing season. Upon completion of growth give enough water to keep bulbs plump. The flowers come from the side of the pseudobulbs on long pendulant spikes.

7" pot size.....	7.50 each
------------------	-----------



TRICOPILIA SAUVIS

This lovely species first described by John Lindley in 1850 flowers in late Spring. It has always been a favorite in orchid collections because of its Hawthorne fragrance and creamy white clusters of three flowers. The lip is large and furled with a ruffled margin. There are small candy-purple spots on the lip and sides of the throat with yellow in the deep throat. The flower spike rises from the base of the flattened pseudobulbs and flowers over the edge of the pot.

It grows well in a cattleya environment but should be potted like Phalaenopsis with some sphagnum moss as a top dressing(not as firm as cattleyas). It should be well watered during the growing months from May thru November.

A very enlightening article on the oddities of this orchid is found on page 371 of the July, 1947 issue of the American Orchid Society Bulletin by the late Professor Oakes-Ames.

Flowering size plants.....5.00 and 6.50 each

ODONTOGLOSSUM CITROSMUM—SPRING - SUMMER

A lovely orchid, producing long pendulous spikes of fragrant lemon-scented flowers in late Spring. Flowers two inches across. Sepals and petals are white with slightly flushed, sometimes dotted with pink. The lip is mauve colored with orange-yellow claw. Grow in coolest section.

6" pot size.....7.50 each



PHAIUS GRANDIFOLIUS
THE NUN ORCHID

This charming evergreen terrestrial Orchid was introduced from Tropical Asia in the days of the Clipper Ships in the 1800's. It is easily grown with or without a greenhouse. It flowers in mid-winter (Jan. thru March). The flower spikes are erect coming from the base of the ovate pseudobulbs and may attain a height of 4 feet on well grown plants. The flower clusters have individual flowers from 2½ to 3" across. The sepals and petals are white on the outer side and bronze on the inside. Hence, the name of Nun Orchid. The lip is veined with a crimson-purple and the throat is whitish with yellow. They make attractive corsages or are very decorative for the home.

They can be grown as easily as Grandmother's Boston Ferns in an Eastern or Southern window during the Winter months. During Summer place them out-of-doors in the shade. Plant them in a good composted soil with bone meal or superphosphate added (tablespoonful to a 6" pot of soil). After a new growth has started about 6" high you may mulch with cow manure or feed with liquid nutrient solutions once a week until Fall. Keep them damp as they will take copious supplies of water especially during the Summer growing months. Best time to repot is after flowering. Place either one or two bulbs in a 6" pot. You can propagate the small bulblets from the base of the older bulbs by breaking them off and placing in 3 or 4" pots. You can also air layer the flowerspike by cutting it off after flowering and covering with damp sphagnum moss in a flat and plantlets will form at some of the Nodes (joints of the flower stem).

If you have never grown orchids—this is a fine specie to start with—it grows in soil just like any common garden plant and will respond with ordinary care.

5" pot size..... 7.50 each

CALANTHE SPRAY ORCHID

This terrestrial orchid from India is easily grown in a rich loam soil. (Repot March-April) with good drainage in the bottom of the pot. Generally, bulbs should be potted in a 5" or 6" pot. The bulbs should be planted about one inch below the larger end of the bulb so that the new growths will sprout easily and develop. Water after potting but do not keep too wet until roots begin to form from new growths. They like weekly or bi-monthly feedings of weak fertilizer solutions of any good organic fertilizer (blood—sheep manure) or inorganic fertilizers as (Wilson's Orchid Fertilizer, etc.) The growth should produce large leaves and finish the bulbs in July. Then begin a slight withholding of water as the bulbs want a rest for maturing before flowering. The leaves will drop off and the spike start to emerge from the base of the bulb in October. The long, arching sprays will be open around Thanksgiving and last until after New Year.

LIMITED SUPPLY of Bulbs (dormant) at.....3.00 per bulb

CALANTHE HARRISSI—Finest pure white flowers

CALANTHE FLORENCE—Deep rose pink flowers



VANDA SANDERIANA

Parent of No.1 and No.5

MATURE VANDA HYBRIDS

Flowering Size (12" to 15" tall)

- | | | |
|---|--|---------------|
| 1 | V. HENRIETTA Ho (V. Sanderiana x V. Sumatrana) SL — heavy flowers tan with brown spots, very fine and rare—baskets | 40.00 each |
| 2 | V. HERZIANA, (V. Coerulea x V. Suavis) SL—a fine blue flowering Vanda hybrid basket..... | 22.50 each |
| 3 | V. SUMATRANA X V. MERRILLII SL — fine spotted yellow (red spots)..... | 25.00 each |
| 4 | V. FLAMMEROLE, (V. Coerulea X V. Luzonica) SL—Blue and shades of purple lavender..... | 25.00 each |
| 5 | V. ROTHCHILDIANA, (V. Ceerulea X V. Sanderiana) SL one of the best dark blues..... | 40.00 each |
| 6 | V. GILBERT TRIBOULET, (V. Coerulea X V. Tricolor) SL—a fine blue..... | 25.00 each |
| 7 | V. BOSHI, (V. Luzonica x V. Tricolor) SL—creamy white base with rose pink spots—very striking..... | 25.00 each |
| 8 | V. DOROTHY WARNE, (V. Suavis x V. Hookeriana) SL a very good semi-terete—the flowers are creamy white with rose-carmen spots—good texture..... | 7.50 to 12.50 |
| 9 | V. ANN KIRSCH, (V. Hookeriana x V. Kimballiana) SL semi-terete with flowers a light pink in the sepals and petals with a brilliant dark lip, free flowering..... | 7.50 each |

Plants are in baskets or pots at Boynton Beach, Florida.

SL—means strap-leaved—may be grown with cattleyas.

ST—means semi-terete (pencil-like leaves). Must have plenty of sunlight and are best for Southern states and Tropics.

Orchid Publications

- AMERICAN ORCHID SOCIETY BULLETIN—Published monthly by American Orchid Society, Inc. Annual dues for members, \$5.00 a year which includes subscriptions to the Bulletin. We shall be glad to recommend you for membership. Single copies 50c. Mr. Gordon W. Dillon, Editor, Botanical Museum of Harvard University, Cambridge 38, Mass.
- THE ORCHID DIGEST—Published bi-monthly by the Board of Directors of The Orchid Society of California at Berkeley. Membership, including subscription, \$4.00 per year. Single copies 75c. Mrs. A. B. Willoughby, Editor, 1227 Bonita, Berkeley, California.
- THE ORCHID REVIEW—Published monthly, 2 shillings (sixpence per copy or 30/per annum post free. Advertising and Publishing Department, The Orchid Review, 33 John Street, Theobalds Road, London, W.C.I.
- THE PHILIPPINE ORCHID REVIEW—Published tri-yearly by the Philippine Orchid Society, Manila. Membership including subscription, \$3.00 per year. Philippine Orchid Review, Managing Editor, c/o National Museum. Herran and Taft Ave., Manila, P. I.
- BULLETIN OF THE PACIFIC ORCHID SOCIETY—Issued at irregular intervals. 4 Numbers to a Volume. Price per Volume \$2.00. Single copies 50c. Send subscriptions to The Pacific Orchid Society, P. O. Box 1091, Honolulu, T. T.
- AUSTRALIAN ORCHID REVIEW—Price \$1.60 per annum to Shepherd & Newmand Lt. Yurong, St. Sidney, Australia.
- ORQUIDEA—Published in Portuguese. Write Sr. Luys De Mendonca, Caixa Postal 3792 Rio de Janeiro, Brazil.
- REVISTA BRASILEIRA DE ORQUIDEAS—Published in Portuguese. Write Sociedade Bandeirante de Orquideas, Caixa 3469, Sao Paulo, Brazil.
- AMERICAN ORCHID CULTURE—A book by Professor E. A. White. De La Mare Publishing Co., N. Y. Available at Book Stores. \$6.00.
- ABC OF ORCHID GROWING—A book by John V. Watkins. Ziff Davis Publishing Co., Chicago, \$3.00. A new book of recent publication.
- “ORCHIDS ARE EASY TO GROW” by Logan and Cosper. Ziff Davis Publishing Co., Chicago, Ill. \$6.00.
- HOME ORCHID GROWING by Rebecca Northern. \$6.50.
- “ORCHIDS—THEIR DESCRIPTION AND CULTIVATION”. By Charles H. Curtis. Putnam & Co., Ltd. 42, Great Russell St. W.C.I., London, England. Four guineas (approx. \$12.50).
- AVAILABLE FROM AMERICAN ORCHID SOCIETY—
- “ORCHIDS AND THEIR CULTIVATION” by Sanders. \$2.25.
- “ORCHID GUIDE”. \$8.00.
- “HANDBOOK ON JUDGING AND EXHIBITION”. \$1.00.

AMERICAN ORCHID SOCIETY MEMBERSHIP BLANK

I hereby apply for membership in the American Orchid Society and herewith enclose \$5.00 for annual dues for the current year.

Name..... Address.....

Make cheques payable to AMERICAN ORCHID SOCIETY, Inc., and mail to
Mr. Gordon W. Dillon, *Secretary*

Botanical Museum of Harvard University, Cambridge 38, Mass.

Orchids for the Home

WE ARE often asked—"is it feasible to grow orchids in the home," This question may occur to any plant lover cultivating a few geraniums, African violets, etc., on a window ledge in the home. We try to explain this so that you may form your own answer.

To begin with, orchid plants are not frail, delicate or sensitive. They are, in fact, very tough, rugged plants that have won out in the survival of the fittest in the jungle. The exquisiteness and apparent delicacy of the flowers are a contradiction of the plant itself.

Also you need not and should not attend them with the care and apprehension you would bestow on an ailing infant, or stay up with them at night. Sometimes it gets excessively hot in our location, much hotter than in their native home. Again during several misadventures, our orchid houses registered 40 degrees. Neither extreme seemed to make any difference to the plants. Too long a continuation of such conditions would be harmful and is at no time to be recommended, but the point is, the plants are definitely not sensitive.

About the cost of the plants: They may now be purchased at very reasonable prices. We recommend and list standard varieties for the beginner, for trial. (See "Collections" on page 25.)

Certain conditions for culture are of course essential and must be observed.

In addition to the popular *Cattleya*, we are offering plants which are probably the most beautiful of all the spray orchids, the *Phalaenopsis*. We believe this genus is especially well adapted for your home culture and the graceful, arching sprays last a very long time in full beauty. We have them in quantity for the first time and the cost is reasonable. We refer you to page 17 for further particulars.

Cultural Directions for Orchid Growers

It has always been difficult to secure cultural directions to grow orchids. However, today there are a number of fine publications available and every orchid grower should subscribe to as many as possible. They cover all phases of orchid growing around the world. It is advisable to obtain as many back issues of orchid bulletins as they are a storehouse of knowledge that will save you many costly mistakes. We list a few of the publications available today for your convenience on the preceding page.

Wilson's
WATER SOLUBLE
10-10-10

ORCHID

FERTILIZER

Formula developed by DR. O. W. DAVIDSON, Research Specialist

Dept. of Horticulture, Rutgers University—N. J. Agricultural Exp. Station



Left: This illustration shows the effects of nutrient deficiencies on Cattleya Orchids. Note that plants lacking nitrogen and phosphorus made little growth after being placed on these treatments. Plants lacking phosphorus all exhibited more or less dieback of shoots.

Right: The effect of fertilizer on hard-growing type of Laeliocattleya hybrid. Plants in both pots were similar in size when transplanted as small seedlings two years previous to this photograph.



*Photos courtesy of
 N. J. Agricultural Exp. Station
 Rutgers University*

Another *Wilson's* exclusive — a specifically compounded 10-10-10 water soluble fertilizer with suitable amounts of all the trace elements necessary for good orchid growth, both in osmundine and gravel culture.

In tests at the N. J. Agricultural Experiment

Station, and by many leading orchid growers, fertilized seedlings gained as much as one year in growth in three years of treatment over unfertilized orchids. Mature plants showed greater health and vigor, developing more new shoots and producing many more flowers per plant.

3/4 lb. (trial size) \$1.00; CASE—12, 3/4 lb. bags \$11.50; 25 lb. Drum \$20.00

ANTI-DAMP

A staple among orchidists to (1) wash the agar when removing seedlings from flasks, (2) drench community pots before seedlings are planted, (3) to control leaf spotting diseases or bacterial wilt on adult plants.

1 Pint \$1.50
 Qt. \$2.40 Gal. \$7.85

SLUG-O

Safeguard for seedlings and orchid flowers—remember one petal damaged makes the entire flower worthless. Snails and slugs are attracted to SLUG-O from a considerable distance, they eat it and die on the spot.

1 lb. \$1.50
 4 lbs. \$3.95; Case (24 lbs.) \$22

SUPER-CIDE

Sure and efficient control for Orchid Scales, Thrips, Dendrobium Weevils, the Orchid Plant Bug, Red Spider and practically all other insects attacking Orchids. Dilute SUPER-CIDE with 100 parts of water only.

1 Pint \$1.75
 Gal. \$9.75 5 Gals. \$48.00

F.O.B. Springfield, N.J.; or Jacksonville, Fla.

DECORATIVE PLANTS FOR THE HOME

NEW INTRODUCTIONS

DAVALLIA CANARIENSIS

This beautiful tropical fern from the Canary Islands has lace-like fronds a foot wide and up to 18 inches long. Well adapted to culture in the home. Used to advantage in flower arrangements. (See photograph.)

5" pot size.....2.50 each

SYNGONIUM PODOPHYLLUM var. ALBOLINEATUM—

(known as Foster's Syngonium)


An attractive tropical foliage plant with silver midribs in the leaves. Excellent for dish gardens and to brighten your plant window or living room. (See photograph.)

3".....75c each


ANTHURIUM CRYSTALLINUM

A handsome foliage plant from South America. Leaves are heart-shaped and will attain 14" long and 10" across (even larger with good culture). The bold silver veins are striking against the dark background of the leaf. Can be grown in leaf mold or Osmunda fibre. Grow moist and feed once a month. (See photograph.)


6" pot size.....5.00 each



DAVALLIA CANARIENSIS



SYNGONIUM PODOPHYLLUM



ANTHURIUM CRYSTALLINUM



PHILODENDRON PANDURAEFORME



PHILODENDRON CUBIUM



PHILODENDRON MANDIANUM



PHILODENDRON SODIROI

NEW INTRODUCTIONS (Continued)

PHILODENDRON MANDIANUM

This very attractive satin green heart-shaped foliage plant is one of the most attractive of the newer hybrid Philodendrons. The growing tip and stem is of a reddish hue which contrasts beautifully with darker green matured leaves. (See photograph.)

5" 3.00 each

PHILODENDRON PANDURAEFORME

Here is a truly exotic foliage plant with no two leaves alike. The irregular-shaped leaves of olive green will hold your attention. Unsurpassed for interior decoration. New and rare. (See photograph.)

5" 3.00 each

PHILODENDRON SODIROI

This is a gem of the smaller heart-shaped leaf type. The coloring is a combination of slate grey with darker olive green areas which gives a silvery mottled effect in shades of green. Stem is a red color. Excellent for the smaller pottery containers and planters in the home or can be planted under the orchid benches in the greenhouse for ground cover to help maintain humidity. (See photograph.)

3" pot size 1.00 each; three for 2.75

PHILODENDRON DUBIUM

This star-shaped leafed Philodendron is hard to beat for a decorative foliage plant. Very hardy and slow enough growing not to get out of bounds. (See photograph.)

4" 2.00 ea., 3 for 5.00; 5" 3.00 ea., 3 for 7.50

COLLINA ELEGANS

This dwarf Palm is a most welcome addition for house plant use. Excellent for coffee or end tables where space is a premium but you want a smart effect. The height is approximately eight to ten inches. Every leaf is a true character frond of the palm. A very recent introduction that will find its place among top-notch house plants. (See photograph.)

3" 1.00 ea. or (Postpaid 1.50 U.S.A.)

SCHEFFLERA DIGITATA

This plant when a small seedling may be used for dish gardens and planters. It has a very dark green glossy surface to the leaf that appears as if it were waxed. Grown into larger sizes it can take the place of Kentia Palms or similar foliage plants. Very easily grown. (See photograph.)

3" 75c ea., 3 for 2.00

PELLIONIA PULCHRA

This lovely vine of the Pacific Islands has very attractive purplish leaves with light green background and black veins. The stems are fleshy with a purple color. Easily grown if kept moist. Another good plant for ground cover under the conservatory benches to help raise humidity. (See photograph.)

3" 75c ea., 3 for 2.00



COLLINA ELEGANS



SCHEFFLERA DIGITATA



PELLIONIA PULCHRA



Other Excellent House Plants for Modern Decoration of the Home

PODOCARPUS NAGI

A very attractive evergreen tree that can be grown as a houseplant. The leaves are lanceolate of very dark green color with a heavy texture and glossy sheen. Can be planted outdoors in the Gulf States. A rare variety of Podocarpus.

2" pot.....75c ea.
3" pot.....1.25 ea.

Aralia balfouriana (New Caledonia)

Erect growing plant with rounded leaves coarsely indented and patches of white on margin of leaves.

3" 50c 3 for 1.25

Saintpaulia (African Violets)

Mentor Boy—Dark Purple—very fine

Free flowering. Flowers erect above foliage.

3" 1.00 3 for 2.75
4" 1.50 3 for 4.00

Lady Geneva (New)

A solid blue flower with a pure white twinkling edge.

Dupont Dark Blue

Dupont Medium Blue

Flowers 2½ in. in diameter are not unusual on the Dupont Hybrids.

Orchid Beauty Supreme

Double Duchess Supreme

White Supreme

Pink Supreme

Redhead Supreme

Any 3
for 4.00
Any 3
for 5.00

Pothos Aureus (Joseph's Coat)

A trailing vine with green and yellow mottled leaves

3" 75c ea. 3 for 2.00

Pothos aureus var. Silver Moon

Very distinctive variegated leaves especially selected for their white marble-like appearance.

3" 75c ea. 3 for 2.00

Dieffenbachia picta (SEE PHOTOGRAPH)

A very spectacular leaf marking—white spots on a dark green background. Known as the Mother-in-Law plant because native tribes are supposed to have silenced the spouse's chatter by placing the sap under the tongue. (Not recommended as it is toxic to open cuts.)

3" 75c ea. 3 fro 2.00

Dieffenbachia Rudolph Roehrs (New) (SEE PHOTOGRAPH)

An unusual leaf coloring—the leaves are a creamy-white with darker green veins.


4" 2.00 ea. 3 for 5.50
5" 3.00 ea.



DRACAENA SANDERIANA



**DIEFFENBACHIA RUDOLPH
ROEHR'S**



**POTHOS AUREA
VAR. SILVER MOON**



DRACAENA GODSEFFIANA



ARALIA BALFOURIANA



DIEFFENBACHIA PICTA



PHILODENDRON CORDATUM



CHINESE EVERGREEN



SAINTPAULIA MENTOR BOY



SPATHYPHYLLUM CANDIDUM
or **S. Clevelandii**

Spathyphyllum Candidum

A late spring white flowering nearly trunkless, evergreen herb from South America. It adapts itself to extremes of humidity and temperature. Therefore, makes a fine house plant. The flowers remain for several weeks. The foliage is glossy and remains attractive throughout the year. The plant will excell if grown moist and fed once a month with Wilson's Orchid Fertilizer. Flowers bear resemblance to white anthuriums.

6" pot size.....4.00-5.00 each

Aglaonema simplex (Chinese Evergreen) (SEE PHOTOGRAPH)

Grows well in water or soil. Likes plenty of moisture. Showy rich dark green leaves shaped ovate-acuminate. (Philippines)

3" 50c ea. 3 for 1.25
4" 75c ea. 3 for 2.00

Dracaena sanderiana (SEE PHOTOGRAPH)

Glaucous green foliage attractively edged with a border of creamy white. Leaves about 7 to 9 inches long and 1 1/4" wide.

3" 75c ea. 3 for 2.00

Philodendron cordatum (Philippines) (SEE PHOTOGRAPH)

A very rugged trailing or climbing vine that may be grown in soil, moss or water. Considered the best of all house plants even under adverse conditions. Large plants with three vines to the pot.

3" 75c ea. 3 for 2.00
4" 1.50 ea. 3 for 4.00

Peperomia obtusifolia (Wax or Baby Rubber plant)

Foliage is very succulent, rounded and dark rich green. Erect in habit or will trail on older plants if stems are allowed to droop.

3" 25c or 3 for 65c
4" 50c or 3 for 1.25

Schismatoglottis (Aglaonema roebelinii) (Malaya)

A tropical foliage plant of distinction with wide pale green leaves and darker areas along the heavy midrib.

4" 2.00 3 for 5.50
5" 3.00 or 3 for 8.00

Dracaena godseffinana (SEE PHOTOGRAPH - PAGE 41)

Exotic among the large group of *Dracaena*. A free branching habit with rich dark green leaves densely marked with spots of creamy white. Easily grown in the house.

3" 75c 3 for 2.00

Adiantum Tenereum var. Wrightii (Maidenhair Fern)

The graceful fronds of this fern will decorate the orchid house or home with an added touch of green that is hard to surpass. This variety is considered one of the finest in cultivation.

5" pots 3.00 each
or three for 7.50
large plants

Decorative Plant Orders

Minimum Decorative Plant Order is \$2.00. A packing charge of 50c for all orders of \$10.00 or less. Please send us your plant order and let us confirm it. Then we will indicate correct amount to send us before shipment is made. No. C.O.D. Plants shipped via Railway Express—transportation charges collect.

Hints for Culture of House Plants

Decorative foliage plants and African violets are all excellent house plants. They will stand the shade and warmth of the normal home. While they require less fertilizer than some plants they all require more water than cacti. It is this requirement of moisture that makes FOLIAGE PLANTS so valuable to the health of people living with them. They supply a natural humidity to the home that is needed when homes are heated artificially and without benefit of real air-conditioning.

Watering—This, of course, varies according to the location and type of container they are grown in. By placing your foliage plants in jardinières or glazed pottery (leave plants in red clay pots they were grown in) you will help prevent excessive drying. When plants are watered give them a good drenching under the faucet or immerse them in a bucket of water until the bubbles stop rising from the soil. This will keep pots wet longer and should last two or three days. When clay pots are light in color and pot rings when tapped on the rim they are dry. Of course, plants must always have adequate drainage—if soil is soggy continually the roots will rot off. So check drainage hole in bottom of pot occasionally to see if it is open. Do not water plants with very cold water. It should be room temperature.

Light—placed near any window they should receive adequate light. Some plants like Philodendron and Chinese Evergreen will stand places away from the window for long periods—still all plants will benefit from window light. African Violets do well in an East or Southeastern exposure.

Temperature—most plants are happiest with a minimum of 60 degrees at night and the day temperature may rise to 85 and 90 without harming them. Of course, these plants will take lower and higher temperatures without damage.

Fertilizing—After 6 months most plants will benefit from mild feeding — especially in Spring and Summer months when most plants grow. Any complete fertilizer will do (Wilson's Orchid Fertilizer, etc.) Do not over-feed, follow directions on package.

Spraying—To keep plants free of insects—inspect the undersides of the leaves at least once a month (or every two weeks) for any suspicious unwanted guests. Generally a sponging off of the foliage with soapy water to which a teaspoonful of nicotine or black leaf 40 (to a gallon of water) has been added will act as a cleansing treatment and clean the pores of the leaves. Do not let soil around pot get too saturated with the soap. Use Ivory or mild soaps until you have a fair suds. (Do not use on African Violet leaves—although the nicotine without the soap is all right.)

Potting soils—Any good enriched garden soil is satisfactory with some peat added to hold moisture.

SOIL MIXTURE two thirds garden loam (add sand if not friable)
 one sixth dairy manure or organic vegetation (leaf mold)
 one sixth pulverized peat
 add 3" pot of complete fertilizer to wheelbarrow of mixture
 (Vigoro, etc.) and handful of bone-meal.

REFERENCE BOOKS FOR HOUSE PLANTS

"ENJOY YOUR HOUSE PLANTS" by D. H. Jenkins and H. V. P. Wilson—\$3.00

"THE AFRICAN VIOLET" by H. V. P. Wilson—\$2.75

"GREENHOUSE GARDENING FOR EVERYONE" by Ernest Chabot—\$4.00

Conditions of sale of Orchid Plants

ORDERING INSTRUCTIONS—We reserve the right to limit quantities sold. *Minimum Orchid order* \$5.00. Packing charges are made at cost. Usually \$1.00 per carton or crate. Kindly use the enclosed order blank and fill in the necessary information as this will help us confirm and fill your order promptly. DO NOT send

money with order. Upon confirmation payment is requested and shipment will be made by method indicated on order blank. It must be remembered that mail shipments must be prepaid and we will estimate these charges when confirming your order. While mail shipment is often the most economical especially for seedlings, you **CAN NOT INSURE** contents against damage or loss. Therefore, we recommend Railway Express in the continental United States if insurance is desired. Foreign shipments *can not* be insured regardless of method of transportation used. All foreign shipments must travel prepaid, and we will estimate charges when confirming your order. We recommend foreign payments in postal money orders.

Damage CLAIMS—We make every effort to pack strong and light. However, our responsibility ends when accepted by carrier. Therefore, when orders are insured by Express and damage occurs, file a claim immediately with your Railway Express agent. We are glad to say that claims have not been frequent with our methods of packing.

We suggest shipments by paper pots to save weight. We can lift community seedlings from clay pots and ship in a paper one. (Only if ordering a 3" community pot intact.)

PLANT REGULATIONS—Be sure to check with local Plant Quarantine Authorities and inform us of any unusual requirements pertaining to shipments of plants into your territory or country. We have fulfilled the necessary plant regulations to handle Hawaiian shipments when the customer forwards his permit with order. This applies to other shipments outside of the United States.

All plants offered on this list are ready for immediate delivery except where noted. We suggest you place your order immediately. If you wish delivery at a later date, we will set your order of plants aside and ship when requested. Address all correspondence to our Main Office, ROUTE 6, BOX 77, JACKSONVILLE 7, FLORIDA, U. S. A.

Our Mailing List

The cost of this catalog is twenty-five cents. The catalog is free to members of Orchid Societies.

CYCNOCHESES CHLOROCHILON

SWAN ORCHID (SEE COLOR CUT ON BACK COVER)

The Swan orchid has all the oddities expressed in one plant a person could wish. The flowers besides being unique and beautiful in color and form have a pleasant fragrance. The flowers average 4 to 5 inches across and may attain 6 inches. This species is generally dioecious. That is, a plant will flower with all male or all female flowers. However, both sexes of flowers have been known to appear on the same plant. The picture shows perfect flowers (both sexes in same flower). The pollen of the male flowers will fly thru the air a short distance if molested.

Our Policy—Color Slides

We do not sell orchid seed—flasks or stud plants. We do not have divisions to sell of the color illustrated cattleya hybrids shown in this catalog. It is our policy to sell seedlings from our finest stud plants and to exhibit the parents used in our breeding. We have collections of Kodachrome transparency slides which we shall be glad to loan to Orchid Societies or Garden Clubs for programs if you will pay the postage or transportation charges. These slides have been given wide acclaim and will give a program of an hour or more. We are always glad to help with cultural problems and invite your correspondence on special selected plants in flower.

Cultural Directions

Plant growth generally begins in February at which time begin watering once a day. After April increase the watering to twice daily. Give a light airy position in the greenhouse or sunporch. They grow naturally on large trees that shade the coffee plantations in Tropical America. An Eastern exposure is considered best and Southern next best. This orchid will take fertilizing once a month (see *Phalaneopsis* cultural directions on page 19).

Osmunda fibre may be used for potting but a liberal amount of broken pots should be used to provide good drainage. Some growers like to use pieces of Cypress wood or bark (or other wood upon which orchids grow naturally) wedged in container with osmunda. Do not over-pot in too large a size container. The watering schedule above may be reduced if osmunda does not dry out readily from one watering to the next. Watering should be reduced when flower spike appears—but kept moderately moist.

This specie is deciduous. The leaves will start to drop off from October on. At this time a flower spike will start forming at the axil of one of the leaves near the top of the pseudobulb. Often the spikes will develop into flower while the plant holds its entire foliage. They will also often produce more than one flower spike a season.

The old pseudobulbs will deteriorate after the new growth is nearly completed. You may try your luck at propagating the old pseudobulbs by layering them in dampened sphagnum moss to encourage sprouts. If the old pseudobulbs show signs of rotting be sure to remove them so they will not affect the new growth. This sometimes happens if the plant is overwatered near completion of new growth.

WE WILL SHIP THE CYNOCHES IN AUGUST after the Spring growth has been completed. The cultural directions above are given for future reference.

Please order early as the SUPPLY OF THESE PLANTS IS LIMITED and orders will be filled in rotation as received. No payment is necessary until we notify you the plants are ready for shipment and the size available. Kind'y indicate in your order which size you would prefer.

Select size plants 7.50 each

Larger size plants 10.00 each

Exhibition size plants 12.50 each

ALBERTS & MERKEL BROS., INC.

ORCHID NURSERIES



CYCNOCHES CHLOROCHILON
Swan Orchid

Turn page upside down and notice image of a swan

Hybridizers and Growers of the choicest Cattleya and Phalaenopsis Genera for over thirty-five years. Specializing in Hybrid Seedlings for the Orchid Fancier from Community Size up.

We invite you to visit our Greenhouses at Boynton Beach and Mandarin, Fla.

Please write us if your name is not on our mailing list.

Main Office
P. O. BOX 77, ROUTE 6
JACKSONVILLE 7, FLORIDA

Branch Office
P. O. BOX 537
BOYNTON BEACH, FLORIDA

Address all correspondence to Main Office