

## **Historic, Archive Document**

Do not assume content reflects current scientific knowledge, policies, or practices.




SUMMER and FALL 1950

EXTENDED FOR  
SPRING 1951

na

62.63



LIBRARY  
RECEIVED  
MAY 31 1951  
DEPARTMENT OF AGRICULTURE

RHODODENDRON CATAWBIENSE  
RHODODENDRON NATURAL PLANTING 6000 FEET ABOVE SEA LEVEL.

# HARDY TREES, SHRUBS, PLANTS AND BULBS

All for Autumn Planting



Ferns Shown  
As a Foundation  
Planting  
See Page 11

*Gardens of  
The Blue Ridge*

E. C. ROBBINS, Nurseryman  
ASHFORD, McDOWELL COUNTY, N. C., U.S.A.

Western Union Telegraph and Long Distance Connection. Wire Orders When in a Hurry, to Avoid Delay. Telephone Ashford No. 2 Through Spruce Pine Exchange.

## NOTE TO CUSTOMERS

### OUR LOCATION

Is in the heart of the Blue Ridge Mountains, "the most beautiful mountain region on the continent," in western North Carolina, nearly 4,000 feet above sea-level. My permanent headquarters is Ashford, McDowell County, North Carolina, on the scenic Clinchfield Railroad and U. S. Highway No. 221.

### QUOTATIONS

**This list cancels all previous offers. Do not order from old catalogues. Send for new copy. All offers of stock are made subject to conditions beyond my control**

### PACKING AND GRADING

Will be done in the most careful way. Orders will be packed to insure arrival in good condition. Shipments will be delivered to the local freight, express, or post office at prices named in this Catalogue. Packing will be charged at cost on charge orders. All shipments delivered at cost and risk of customer. Certificate of inspection attached to all shipments. We specialize in carload lots.

### REMITTANCE OR REFERENCE

Should accompany orders from unknown correspondents. Discount of 5 per cent on cash orders amounting to \$5.00 and over only. All bills due and payable 30 days from date of invoice. Interest charged after 30 days. Add 10% to Parcel Post orders. Any excess will be returned or charged as the case may be.

### SHIPPING INSTRUCTIONS

Should always be given fully, unless you prefer to leave to our best judgment. In this we assume no risk, our responsibility ceasing upon receipt of signed bill of lading by forwarders. All Claims for damages in transit must be handled by consignee.

### CLAIMS

All claims for errors must be reported upon receipt of goods and will be rectified promptly. Unless this is done we cannot accept responsibility of any kind.

No GUARANTEE is made that stock will grow, whether planted by us or not. As we have no control over after-treatment or weather conditions, the purchaser must assume all risks after stock leaves our Nursery in good condition.

In no case shall we be held for damage exceeding original purchase price and only to this extent when proper proof is furnished that stock has been wrongly labeled.

**All orders are accepted and filled on these terms, unless otherwise agreed.**

### ORDERS NOT ACCEPTED FOR LESS THAN \$2.00

---

FALL PLANTING SEASON begins in August and extends usually till about December 1, according to weather conditions.

SPRING SHIPMENTS are forwarded according to customers' wishes and subject to conditions beyond our control, March 1 to May 15. PLEASE ORDER EARLY.

Send Us Your Want List for Quantity Quotations

*Gardens of  
The Blue Ridge*

E. C. ROBBINS, Nurseryman

ASHFORD, McDOWELL COUNTY, N. C., U.S.A.

# PRICE LIST FOR FALL, 1950

## NATIVE MOUNTAIN WILDINGS FOR AUTUMN PLANTING

Autumn is the logical time to move many of the native plants. In fact, all the natives in this list can be moved with entire safety in autumn, and when spring days come they will be ready to start off quickly.

### Hardy Native Herbaceous Perennials

This list contains a variety of Herbaceous plants furnishing a succession of bloom from early spring to late autumn, all having been tried out with success in cultivation. The height indicates the approximate height of each plant as found in wild state. The time of blooming naturally depends on locality.

NOTE: "DECIDUOUS" indicates that tops die down annually. "EVERGREEN" remaining green the year round. Both represent Perennials, lasting many years.

	PRICE EACH			
	1-9	10-24	25-250	1000
<b>ACONITUM</b> <i>reclinatum</i> . Trailing Monkshood. Stem 2-4 ft. Flowers greenish yellow. Hood-shaped. Moist shady location.....	\$ .25	\$ .20	\$ .18	\$
<b>ACONITUM</b> <i>uncinatum</i> . Clambering Monkshood. 3-5 ft. Smooth, vine like stem. Blue hood-shaped showy flowers in mid-summer. Shade or partial shade. Strong.....	.24	.19	.16	.15
<b>ACTAEA</b> <i>alba</i> . White Baneberry. Deciduous. 2-3 ft. Racemes white flowers followed by white conspicuous berries. Fine for rock work or shady corner. Strong	.23	.20	.18	
<b>ACTAEA</b> <i>rubra</i> . Red Baneberry. 2-3 ft. Herbaceous. White Flowers, followed with showy red fruit in late summer. Plant in shade or partial shade.....	.30	.26	.24	
<b>ALLIUM</b> <i>tricocum</i> . Wood Leek. Deciduous. 6-12 in. Flowers greenish white in early spring. Strong.....	.25	.21	.18	
<b>ARALIA</b> <i>racemosa</i> . American Spikenard. Deciduous. 1½-3 ft. Root large aromatic. Stem often tall branched. Leaves large divided heart-shaped, toothed. Flowers greenish-white in clusters early summer. Fruit dark purple, red or black berry-like. Strong plants.....	.40	.36	.34	
<b>ARUNCUS</b> <i>sylvester</i> . Goat's Beard. 4-6 ft. Stately herbaceous plant with large compound leaves. Stems bearing clusters of slender racemes of small white flowers in plume-like panicles in shady locations. June and July. X strong.....	.26	.22	.19	.17
<b>ASARUM</b> <i>canadense</i> . Canada Wild Ginger. Deciduous. 9-18 ins. Kidney-shaped leaves 3-5 in. wide, with single purplish flowers close to the ground. Plant in shady corner with ferns. Strong.....	.22	.18	.14	.11
<b>ASARUM</b> <i>shuttleworthi</i> . Mottled Wild Ginger. 4-6 in. Thick fragrant evergreen leaves, often mottled white. Shade or partial shade in rich soil. X strong	.27	.22	.17	.15
<b>ASTILBE</b> <i>biternata</i> . False Goatsbeard. 3-5 ft. Deciduous, shade loving. Large compound leaves. Yellowish white flowers. X strong.....	.22	.18	.14	.13

---



---

**HARDY NATIVE HERBACEOUS PERENNIALS, continued**

	PRICE EACH			
	1-9	10-24	25-250	1000
<b>BAPTISIA australis.</b> Blue Wild-Indigo. 2 to 4 feet. Deciduous. Very showy plant with compound bluish green leaves, consisting of three oval leaflets. Stems usually 2 to 3 feet tall, bearing at the summit long racemes of pea-shaped indigo blue flowers. Plant in dry sunny location. X strong.....	\$ .35	\$ .30	\$ .26	\$
<b>BAPTISIA tinctoria.</b> Yellow Wild Indigo. 2-3 ft. Deciduous. Stems erect, much branched. Flowers showy bright yellow June to August. Desirable for rock garden. Sunny location or partial shade. X strong	.26	.22	.18	.16
<b>CAREX fraseri.</b> Fraser Sedge. Evergreen, 10-18 in. Flowers whitish spikes March or April. Leaves large. Prefers shade in rich soil. Strong plants.....	.25	.23	.22	
<b>CAULOPHYLLUM thalictroides.</b> Blue Cohosh. 2-3 ft. Deciduous. Leaves compounded. Several flowers in loose terminal panicle, greenish purple with yellow centers April and May. Fruit large blue showy berries. Dark shady places for best results. X strong.....	.23	.19	.17	.16
<b>CIMICIFUGA americana.</b> American Bugbane. 2-4 ft. Deciduous. Panicled racemes, white showy fragrant flowers, August to September. Showy divided leaves. Rich shady location. X strong.....	.24	.18	.15	.14
<b>CIMICIFUGA racemosa.</b> Cohosh Bugbane. Deciduous. 4-8 ft. Leaves divided. Flowers white in elongated wand-like racemes. Very showy, June and July. Moist shaded areas. X strong.....	.25	.18	.14	.12
<b>COLLINSONIA canadensis.</b> Citronella. Deciduous. 1-3 ft. Leaves opposite, large ovate toothed, pointed. Flowers yellowish, lemon scented, clustered loosely. Damp rich woods. X strong.....	.22	.18	.14	.12
<b>DISPORUM lanuginosum.</b> Fairybells. Deciduous. 1-3 ft. Flowers solitary at ends of branches, greenish. Fruit red late summer. Shade. Strong.....	.23	.18	.15	.14
<b>EPILOBIUM angustifolium.</b> Blooming Sally. Deciduous. 1-3 ft. Leaves scattered, lance shaped, willow-like. Flowers purplish-pink in large racemes, July and August. Moist sunny location. X strong.....	.25	.21	.19	.16
<b>EUPATORIUM urticaefolium.</b> American Ageratum. Deciduous. 2-3 ft. Stem smooth, branching leaves opposite, broadly sharp toothed. Flower heads white, clustered. Late summer. Woodlands and semi-shaded places. Strong.....	.23	.18	.15	.14
<b>GERANIUM maculatum.</b> Wild Geranium. Deciduous. 1-2 ft. Erect hairy. Leaves five-parted, lobed and cut. Flowers large pale, pink-purple, April to August. Shade loving. Strong.....	.24	.20	.17	.15
<b>GILLENIA trifoliata.</b> Bowmansroot. Deciduous. 2-4 ft. Handsome cut foliage. Flowers pure white or rose-tinted in June. Splendid for massing among shrubbery. Shade or partial shade. X strong.....	.25	.20	.16	.15

## HARDY NATIVE HERBACEOUS PERENNIALS, continued

	PRICE EACH			
	1-9	10-24	25-250	1000
<b>HOUSTONIA</b> <i>purpurea</i> . Mountain Houstonia. Deciduous. 6-18 ins. Flowers purple in July. Shade or sunny location. Strong clumpy plants.....	\$ .22	\$ .18	\$ .16	\$ .14
<b>HYDRASTIS</b> <i>canadensis</i> . Goldenseal. Deciduous. 10-20 ins. A medicinal herb of great value. Large basal leaves. Fruit in raspberry-like head. Shade loving. Strong first size.....	.24	.20	.17	.15
Second size.....	.12	.10	.08	.07
<b>LIATRIS</b> <i>pycnostachya</i> . Cattail Gayfeather. Deciduous. 3-5 ft. Long spikes of rose-purple flower heads. Aug. and Sept. Sunny location. Strong.....	.28	.23	.21	
<b>LIATRIS</b> <i>scariosa</i> . Large Button Snakeroot. Deciduous. 3-5 ft. Leaves alternate, narrowly lance shaped. Flowers beautiful shade of rose-purple. Dry sunny location. Strong plants.....	.25	.21	.19	
<b>LIATRIS</b> <i>spicata</i> . Spike Gayfeather. Deciduous. 3-5 ft. Spike of purple flowers in August. Sun. Strong.....	.23	.20	.16	.14
<b>MITELLA</b> <i>diphylla</i> . Bishop's cap. Deciduous. 3-5 ins. Leaves heart-shaped, lobed and toothed. Flowers small white, April and May. Shade. X strong.....	.24	.20	.17	.16
<b>PANAX</b> <i>quinquefolium</i> . American Ginseng. Deciduous. 9-18 ins. Root large spindle-shaped, often forked. Flowers greenish white, fruit bright red berry. Medicinal plant, much in demand in China in normal times. Prefers rich well drained soil in shady location. Strong 1st size.....	.23	.21	.19	.17
2nd size.....	.12	.10	.09	.08
X heavy.....	.45	.40		
<b>PEDICULARIS</b> <i>canadensis</i> . Wood Betony. Deciduous. Stems clustered 5-12 inches high. Leaves coarse fern-like. Flowers yellow and red, in short dense spikes, early spring. Shade or semi. X strong.....	.24	.21	.18	.16
<b>PODOPHYLLUM</b> <i>peltatum</i> . Common May Apple. 12-18 ins. Deciduous. Large light green leaves. Flowers white, one or two inches broad, nodding. Shady location. Strong.....	.23	.19	.14	.12
<b>POLYGONATUM</b> <i>biflorum</i> . Small Solomon Seal. Deciduous. 1½-3 ft. Leaves alternate close to stems. Flowers yellowish, bell-shaped. June to July. Fruit dark blue berry. Shade or open location. Strong....	.22	.18	.14	.12
<b>SAPONARIA</b> <i>officinalis</i> . Bouncing-Bet. Deciduous. 1-2 ft. Leaves oval opposite. Flowers pink or white in clusters. Mid-summer. Open location. X strong.....	.24	.20	.15	.14
<b>SMILACINA</b> <i>racemosa</i> . False Solomon Seal. Deciduous. 1½-3 ft. Leaves oblong, veiny. Flowers greenish-white in June. Fruit pale red speckled berries in August. Shade. Strong.....	.25	.21	.15	.14
<b>SOLIDAGO</b> <i>canadensis</i> . Canada Goldenrod. Deciduous. 5-7 ft. Flowers small, very numerous, in yellow flat heads. Sunny location. X strong.....	.22	.18	.16	.14

---



---

**HARDY NATIVE HERBACEOUS PERENNIALS, continued**

	PRICE EACH			
	1-9	10-24	25-250	1000
<b>SOLIDAGO odora.</b> Fragrant Goldenrod. Deciduous. 2-3 ft. Yellow flowers Aug. and Sept. Dry, sandy location.....	\$ .25	\$ .21	\$ .17	\$ .15
<b>STENANTHIUM robustum.</b> Featherfleece. Deciduous. 2-5 ft. Flowers long delicate white. Late summer. Extremely ornamental and one of our finest perennials. Thrives in open damp, or dry situation. X strong....	.30	.25	.22	.20
Second size.....	.16	.13	.11	.10
<b>STREPTOPUS roseus.</b> Rosy Twistedstalk. Deciduous. 9-18 ins. Stems stout and zig-zag. Leaves pointed clasping. Flowers dull purplish-pink May and June. Fruit red, roundish, late summer. Shade. Strong....	.24	.21	.18	.16
<b>THALICTRUM polygamum.</b> Tall Meadowrue. Deciduous. 4-8 ft. Leaves divided into many rounded leaflets. Flowers white in large clusters. July to Sept. Sunny moist location. X strong.....	.24	.21	.18	.16
<b>THERMOPSIS caroliniana.</b> Carolina Thermopsis. Deciduous. 3-5 ft. Flowers large yellow in terminal racemes May and June. Very showy for massing. Rich garden soil, open locations. X heavy clumps.....	.35	.30	.26	.24
Strong plants.....	.25	.21	.18	.16
Light plants.....	.14	.12	.11	.10
<b>TIARELLA cordifolia.</b> Alleghany Foamflower. Deciduous. 6-12 ins. Flowers white May and June. Shade. Strong.....	.25	.21	.18	.16
SPECIAL OFFER: 100 Assorted Perennials, furnishing succession of flowers from early spring to fall, for only \$12.75. Selected for shady or sunny location, as desired.				
<b>TRADESCANTIA virginiana.</b> (Montana) Virginia Spiderwort. 1-2 ft. Deciduous. Ribbon-like foliage and showy blue flowers. June and July. Shade-Semi. X strong.....	.23	.19	.17	.15
<b>VERONICA virginica.</b> Culver's Physic. Deciduous. 2-4 ft. Leaves whorled, lance-shaped, finely toothed. Flowers small white in slender spikes. Mid-summer. Open location. Strong.....	.24	.20	.18	.16
<b>VIOLA blanda.</b> Sweet White Violet. Deciduous. 2-4 ins. Flowers slightly fragrant. Early spring. Moist or dry open places, or shade. X strong.....	.22	.19	.17	.16
<b>VIOLA cucullata.</b> Blue Marsh Violet. Deciduous. 6-10 ins. Blue flowers all summer. Semi-shade. X strong....	.21	.18	.16	.14
<b>VIOLA hastata.</b> Halberd-leaved. Deciduous. 4-6 ins. Flowers yellow, early spring. Strong.....	.20	.17	.15	.14
<b>VIOLA rotundifolia.</b> Yellow Roundleaf Violet. Deciduous. 2-4 ins. Flowers large yellow striped with purple, early spring. Leaves large prostrate, shining. Strong	.23	.19	.15	.13
<b>VIOLA sagittata.</b> Arrowleaf Violet. Deciduous. 4-8 ins. Deep blue flowers in May. Strong.....	.24	.21	.16	.15



HARDY NATIVE HERBACEOUS PERENNIALS, continued

	PRICE EACH			
	1-9	10-24	25-250	1000
<b>YUCCA gloriosa.</b> (Patens) Moundlily Yucca. Evergreen. 4-8 ft. Noble plant with long flower spike, rusty white or reddish. Sunny location. XX heavy clumps.....	\$ .75	\$ .65	\$ .55	\$ .50
Second Size.....	.40	.35	.30	.25
<b>ZYGADENUS muscaetoxicum.</b> Crow-Poison. Deciduous. 1-2 ft. Long grass-like leaves. Flowers showy white in June. Shade or semi. X strong.....	.25	.21	.18	.16
<b>100 HARDY VIOLETS,</b> Assorted blooming size. Shade or sunny location. Our selection.....				\$9.75



**Tiarella Cordifolia**  
Listed on Page 4

## Hardy Native Plants for Rock-Gardens

ALL BARGAIN PRICED

	PRICE EACH			
	1-9	10-24	25-250	1000
<b>AQUILEGIA canadensis.</b> American Columbine. Deciduous. 1-2 ft. Showy, cut leaves. Reddish flowers with scarlet-yellow inside in May and June. Splendid for rock garden. Shade or partial shade. X strong plants.....	\$ .26	\$ .21	\$ .18	\$ .16
<b>ARISAEMA triphyllum.</b> Jack-in-the-Pulpit. Deciduous. 1-2 ft. Leaves generally two, each divided into three leaflets. Flowers conspicuous greenish white, early summer. Fruit bright scarlet berries. Shade loving. Rock gardens. X first size.....	.23	.20	.18	.16
<b>ASCLEPIAS tuberosa.</b> Butterfly Weed. 1-2 ft. Remarkable showy deciduous plant. Flowers disposed in numerous umbel-like clusters, very showy orange or red, in summer. Sunny location. Strong first size.....	.36	.32	.30	.28
Second size.....	.20	.18	.16	.15
<b>CAMPANULA divaricata.</b> North Carolina Harebell. Deciduous. 1-2 ft. Delicate pale blue bell-shaped flowers in July. Sun or shade for rockery or border. Strong.....	.24	.22	.20	.18
<b>CHAMAELIRIUM luteum.</b> Fairywand. Deciduous. 1-2 ft. A wand-like raceme of small white flowers in June. A dainty and showy plant for rock garden, sun or shade. Strong plants.....	.25	.22	.20	.18
<b>CLINTONIA borealis.</b> Bluebead. Deciduous. 9-18 ins. Flowers greenish yellow. Thin glossy green leaves. Fruit dark oval, blue shining berry. Rock garden companion, moist crevices and pockets. Cool moist woods for best results. Strong.....	.22	.20	.18	.16
<b>CLINTONIA umbellulata.</b> Speckled Clintonia. Deciduous. 8-15 ins. Oval pubescent green leaves at base. Flowers at top of stem, fragrant, spreading white. Fruit oval black shining berry. Rock garden companion. Moist rich location. in shade. Strong.....	.23	.21	.19	.17
<b>CONVALLARIA majalis.</b> Lily-of-the-Valley. Deciduous. 6-9 ins. Soft green leaves. Flowers fragrant white. Prefers partial shade. Suitable for rock garden. Strong plants.....	.20	.18	.15	.12
<b>COREOPSIS lanceolata.</b> Lance Coreopsis. Deciduous. 1½-3 ft. Free bloomer. Yellow flowers July and August. Sun or shady location. Rock garden subject. Strong.....	.21	.19	.17	.15
<b>DICENTRA canadensis.</b> Squirrelcorn. Deciduous. Small plant growing best in shade. Flowers white or faintly pink early spring. Strong.....	.22	.19	.17	.16
<b>DICENTRA cucullaria.</b> Dutchman's Breeches. Deciduous. 9-18 ins. Leaves thrice compound. Flowers white and yellow in raceme, early spring. Strong plants....	.20	.18	.16	.14
<b>DICENTRA eximia.</b> Fringed Bleeding Heart. Deciduous. 9-18 ins. Foliage graceful, fern-like. Flowers deep rose nodding, heart-shaped, blossoming from spring until autumn. Sun or partial shade. Natural rock garden plant. Heavy clumps.....	.50	.45	.40	.38
Strong first size.....	.30	.27	.25	.23
Second size.....	.20	.18	.16	.15

## HARDY NATIVE PLANTS FOR ROCK-GARDENS, continued

	PRICE EACH			
	1-9	10-24	25-250	1000
<b>DODECATHEON meadia.</b> Common Shooting Star. Deciduous. 9-18 ins. Flowers pink and showy, early summer, ground cover in moist shaded areas, succeeding also in dry sunny places. Splendid rock garden subject. Strong.....	\$ .25	\$ .22	\$ .20	\$ .18
<b>ERYTHRONIUM americanum.</b> Common Troutlily. Deciduous. 5-10 ins. Green mottled leaves. Flowers bright yellow, early spring, Shade or semi-shade. Rock garden. Flowering size.....	.20	.16	.10	.08
<b>EUPHORBIA corollata.</b> Flowering Spurge. Deciduous. 1-3 ft. Leaves ovate, lance-shaped. Flowers clustered white cup shaped, in summer. Suitable for rock garden, sunny location. Strong.....	.22	.16	.14	
<b>GENTIANA andrewsi.</b> Closed Gentian. Deciduous. 1-2 ft. Leaves opposite. Flowers blue to purple in Sept. Rock garden, shade or sun. Strong.....	.24	.21	.18	.16
<b>HEPATICAC acutiloba.</b> Sharp-lobed Hepatica. Evergreen. 6-8 ins. Leaves three lobed, mottled. Flowers lilac-white, pale purple, early spring. Ground cover, moist shaded places around home and rock garden. X heavy clumps.....	.25	.20	.18	.16
<b>HEPATICAC triloba.</b> Round-lobed Hepatica. Evergreen. 6-9 ins. Leaves rounded, three lobed. Flowers blue, white or pinkish early spring. For massing in shady corner or open woods. Strong.....	.26	.24	.22	.19
<b>HEUCHERA americana.</b> American Alumroot. Evergreen. 1-2 ft. Leaves heart-shaped, large lobed, mottled bronze in early winter. Flowers greenish or purplish, long narrow clusters in June. Rock garden subject, shade or partial shade. X strong.....	.23	.21	.19	.17
<b>HEUCHERA villosa.</b> Hairy Alumroot. Deciduous. 9-18 ins. White flowers. A good rock garden subject. Shade or partial sunny location. Strong clumpy plants.....	.22	.19	.17	.15
<b>NARCISSUS.</b> Daffodil. Assorted Varieties. Flowers yellow and white. Strong blooming size.....	.20	.15	.12	.10
<b>PHLOX divaricata.</b> Blue Phlox. Deciduous. 9-18 ins. Leaves opposite, oblong. Flowers pale lilac-purple, in loose spreading clusters in May. Fragrant. Sun or partial shade. Strong.....	.28	.24	.20	.18
<b>POLYGALA senega.</b> Seneca Snakeroot. Height about one foot. Flowers white or greenish. Sun or partial shade.....	.26	.24	.21	
<b>POLYGONATUM commutatum.</b> Great Solomon Seal. Deciduous. 2-5 ft. Gigantic species. Flowers drooping greenish white. June and July. Fruit dark blue pulpy berry. Shade or semi-shade. Rock garden subject. X heavy.....	.24	.20	.18	.16
<b>SANGUINARIA canadensis.</b> Bloodroot. Deciduous. 6-12 ins. Large pure white flowers, early spring. Leaves large leathery, appearing later. Rich soil, shade, rock garden in clumps. X strong.....	.23	.20	.16	.15

---



---

**HARDY NATIVE PLANTS FOR ROCK-GARDENS, continued**

	PRICE EACH			
	1-9	10-24	25-250	1000
<b>SAXIFRAGA michauxi.</b> Michaux Saxifrage. Deciduous. 6-18 ins. Flowers white to pink, numerous, star-like. June. Rare mountain rock garden plant. Semi-shade. Strong.....	\$ .32	\$ .28	\$ .25	\$ .22
<b>SILENE virginica.</b> Firepink. Deciduous. 1-2 ft. Flowers large crimson or scarlet. Usually found in open woods and rocky hills. Splendid for rock garden. Strong plants.....	.26	.23	.20	.18
<b>SISYRINCHIUM angustifolium.</b> Pointed Blue-eyed Grass. 4-12 in. Leaves narrow grass-like. Flowers blue or purple, with yellow center. Suited for Rock garden and varied conditions. Strong plants.....	.24	.22	.20	.18
<b>STOKESIA leavis.</b> Stokesia. Deciduous. 1-2 ft. Flowers large blue and white, resembling China Asters. Usually found in open woods and rocky hills. Splendid for rock garden. Strong plants.....	.25	.22	.20	.18
<b>THALICTRUM dioicum.</b> Early Meadowrue. Deciduous. 2-4 ft. Leaves divided into many smooth lobed pale drooping leaflets. Flowers purplish and greenish, May and June. Natural rock garden plant. Shade or semi-shade. X strong plants.....	.23	.20	.18	.16
<b>TRILLIUM cernuum.</b> Nodding Trillium. Deciduous. 9-18 ins. Leaves large. Flowers white or pink in May. Shade. First size.....	.20	.15	.14	.12
Second size.....	.12	.10	.08	.07
XX largest size.....	.30	.26	.24	
<b>TRILLIUM erectum.</b> Purple Trillium. Deciduous. 9-18 ins. Leaves broadly ovate, three in whorls. Flowers single terminal, usually purplish-red. Early vigorous spring bloomer. Shade. May be used in rock garden. XX largest size.....	.24	.21	.19	.17
Strong first size.....	.15	.12	.11	.10
Second size.....	.10	.09	.06	.05
<b>TRILLIUM erectum album.</b> Wax Trillium. Deciduous. 12-18 ins. Leaves large. Flowers white or pinkish. early spring. Shade loving. XX largest.....	.25	.20	.17	.16
Strong first size.....	.16	.14	.12	.11
Second size.....	.11	.09	.07	.06
<b>TRILLIUM grandiflorum.</b> Snow Trillium. Deciduous. 9-20 ins. Finest and largest species. Flowers 2-3 inches across, white turning to rose color early spring. One of our finest spring bloomers for woodland border and rock garden. Shade or semi-shade. See picture on Back Cover.				
XX largest size, very heavy.....	.30	.25	.23	.22
Strong first size.....	.15	.12	.09	.07
Second flowering size.....	.10	.06	.05	.04
<b>TRILLIUM luteum.</b> Yellow Trillium. 9-18 ins. Deciduous. This plant requires no care when given its two requirements. They are shade and fairly loose wood soil. The leaves are large and broadly ovate, being dark mottled green, 2-6 inches long, and do not unfold as broadly as some of the other Trilliums. Flowers are lemon-yellow, having a long blooming season in April and May. Rich shady borders and woodlands. First size.....	.20	.17	.15	.14
Second size.....	.12	.09	.08	.07
XX largest size.....	.32	.25	.23	

HARDY NATIVE PLANTS FOR ROCK-GARDENS, continued

ALL FOR AUTUMN PLANTING 1950

	PRICE EACH		OVER
	1-9	10-24	25-250
<b>TRILLIUM stylosum.</b> Rose Trillium. Deciduous. 10-18 ins. Desirable rare mountain species. Flowers large, rose pink nodding, early spring. Semi-shade, woodland, border or rock garden. XX largest size....	\$ .24	\$ .20	\$ .18
Strong first size.....	.15	.12	.09
Second flowering size.....	.11	.07	.05
<b>TRILLIUM undulatum.</b> Painted Trillium. Deciduous. 8-15 ins. Strong vigorous grower. Flowers large, with scarlet and white markings. Fruit scarlet seed pod. Shade, border, woodland. Rock garden. XX largest size.....	.25	.21	.19
Strong first size.....	.15	.13	.11
Second size.....	.11	.09	.07
100 TRILLIUMS, Assorted, First size. Our selection of Varieties.....	\$8.80		
<b>UVULARIA grandiflora.</b> Big Merrybells. Deciduous. 12-18 ins. Largest of the Bellworts. Thrives in damp rich shady situation. Flowers light yellow in early summer. Strong plants.....	.23	.18	.16
<b>UVULARIA perfoliata.</b> Wood Merrybells. Deciduous. 9-18 ins. Slender stems. Leaves oblong. Flowers drooping bright yellow. May and June. Rock garden in shady locations. Strong plants.....	.22	.19	.15
<b>UVULARIA sessilifolia.</b> Little Merrybells. Deciduous. 10-20 ins. Leaves sessile. Flowers yellow, May and June. Shade. Strong.....	.21	.19	.17
<b>VIOLA canadensis.</b> Canada Violet. Deciduous. 9-18 ins. Leaves heart-shaped, pointed toothed. Flowers white veined with purple. May to July. Semi-shade. X strong clumpy plants.....	.23	.19	.16
<b>VIOLA pedata.</b> Birdsfoot Violet. Deciduous. 4-8 ins. Leaves divided. Flowers numerous and large, lilac-purple, April to June. Rock garden companion. Sun or semi-shade. Strong first size.....	.21	.17	.12
Strong second size.....	.12	.09	.07
<b>VIOLA pedata bicolor.</b> Two color Birdsfoot Violet. 4-8 ins. Deciduous. Flowers velvety light blue and purple pansy-like in May. Rare beautiful species. Strong first size.....	.23	.18	.14
Second flowering size.....	.13	.10	.08
<b>YUCCA filamentosa.</b> Common Yucca. Evergreen. 3-6 ft. Large perennial. Flowers showy white, early summer. Rock garden subject. Strong plants.....	.45	.40	.36
Second size.....	.25	.22	.20
<b>XEROPHYLLUM asphodeloides.</b> Turkey's Beard. Evergreen. 3-5 ft. Long grass-like leaves. Flowers attractive white, long spikes. Rock garden subject. Sun or semi-shade. X strong clumpy plants.....	.35	.30	.26
100 ROCK GARDEN PLANTS. Strong Assorted. For shade or sunny location as desired. Our selection, please advise.....	\$13.50		

HARDY NATIVE PLANTS.

WE CLAIM BEST SOURCE OF SUPPLY FROM HIGH SOUTHERN MOUNTAINS. QUALITY, QUANTITY, VARIETY, LOW PRICE AND BEST PACKING. OUR HAPPY HOBBY FOR MORE THAN HALF A CENTURY

## Hardy Native Orchids

BUY NOW AND SAVE

	PRICE EACH			
	1-9	10-24	25-250	1000
<b>APLECTRUM</b> hyemale. Puttyroot. (Adam-and-Eve). Evergreen. About a foot high. Flowers greenish brown. Interesting. Prefers rich loam. Shade or partial shade.....	\$ .30	\$ .26	\$ .24	\$
<b>CALOPOGON</b> pulchellus. Grass-Pink Orchid. Deciduous. 12-18 ins. Grass-like foliage. Pink showy flowers early summer. Bog and water gardens. Sun or semi-shade. Also upland gardens. Strong flowering size.....	.35	.30	.26	.25
<b>CYPRIPEDIUM</b> acaule. Pink Ladyslipper. Deciduous. 6-15 ins. Leaves in clusters, flat on ground. Flowers large bright, purple-pink, upright in early spring. One of our most beautiful orchids. Shade loving.				
First size.....	.50	.45	.40	.36
Flowering second size.....	.25	.22	.20	.18
Strong seedling plants.....	.15	.12	.10	.08
Heavy clumps, 4-8 crowns each.....	1.50	1.40	1.30	
<b>CYPRIPEDIUM</b> pubescens. Common Yellow Ladyslipper. Deciduous. 12-20 ins. Downy leafy to top, leaves alternate. Flowers large, bright yellow in May and June. Rich soil, border, woodland and rock garden.				
Flowering second size.....	.40	.36	.32	.30
First size.....	.60	.50	.45	.40
Heavy clumps, 4-8 crowns, each.....	1.65	1.50	1.40	
<b>CYPRIPEDIUM</b> spectabile. Showy Ladyslipper. Deciduous. 1-2 ft. Stems downy. Leaves large oblong, pointed. Flowers white to rose colored. June and July. Extra strong grower in peat soils. Shade or semi-shade. Must be seen to be appreciated.				
Heavy clumps, 4-8 crowns, each.....	1.70	1.60	1.50	
X first size, 1-3 flowering crowns, each.....	.80	.70	.65	.60
<b>HABENARIA</b> ciliaris. Yellow Fringe Orchid. Deciduous. 1-2 ft. Leaves lanceolate, pointed. Flowers orange or yellow, the petals and tips fringed. July and August. Semi-shade. sandy soil. Border and rock gardens. Strong flowering size plants.....	.30	.26	.24	.22
<b>HABENARIA</b> psycodes. Small Purple-Orchid. Deciduous. 1 to 2 feet. Leaves oblong or lance-shaped. Flowers purple fragrant. Shade.....	.40	.36	.32	
<b>ORCHIS</b> spectabilis. Showy Orchid. Deciduous. 6 to 12 inches. Leaves at base of stem ovate dark glossy green. Flowers violet purple, mixed with lighter purple and white. May and June. Shade loving....	.25	.22	.20	.18
100 NATIVE ORCHIDS. Assorted. Flowering plants. Shade or partial shade. Our selection.....				\$21.75

ORDERS FILLED IN ROTATION AS RECEIVED

PLEASE ORDER EARLY TO AVOID POSSIBLE DISAPPOINTMENT

5% Discount allowed on cash orders \$5.00 and over.

## Hardy Native Ferns

### PRICED LOW—QUALITY CONSIDERED

For shady locations, no class of plants can equal the Ferns. They are easily grown in ordinary soils and will often thrive where it is impossible to make flowering plants succeed. We handle large quantities of Ferns annually and recommend the following:

	PRICE EACH			
	1-9	10-24	25-250	1000
<b>ADIANTUM pedatum.</b> Maidenhair Fern. Deciduous. 12-18 ins. One of the most distinct and beautiful ferns. Prefers moist shady location. Strong clumpy plants	\$ .24	\$ .20	\$ .15	\$ .12
<b>ASPLENIUM platyneuron.</b> Ebony Spleenwort. Evergreen. 6-8 ins. Leaves narrow. Naturally grows on cliffs and rocky soil. Semi-shade. Strong plants.....	.32	.30	.28	.26
<b>ASPLENIUM trichomanes.</b> Maidenhair Spleenwort. Evergreen. Small delicate. Naturally grows among rocks and cliffs. Semi-shade. Strong plants.....	.30	.26	.24	.22
<b>ATHYRIUM filixfemina.</b> Lady Fern. Deciduous. 1-3 ft. Exceedingly showy and vigorous. Shady location. X heavy clumpy plants.....	.25	.20	.17	.15
<b>BOTRYCHIUM virginianum.</b> Rattlesnake Fern. Deciduous. 6-12 ins. Triangular fronds. Deeply cut. Strong plants.....	.22	.18	.15	.13
<b>CAMPTOSORUS rhizophyllus.</b> Walking Fern. Evergreen. Leaves 4-12 ins. long. Heart-shaped at base. Its manner of growth suggests steps. Prefers dry shaded rocks. Strong plants.....	.36	.34	.32	
<b>CYSTOPTERIS bulbifera.</b> Berry Bladderfern. Deciduous. 1-2 ft. Finely divided rather weak stems. Tiny bulblets along underside of fronds. Shade or semi. Good for rockery. Strong plants.....	.26	.24	.22	
<b>DICKSONIA punctilobula.</b> Hayscented Fern. Deciduous. 1½-3 ft. Very handsome vigorous growing species. Recommended for shade or open locations. Widely distributed. XX heavy clumps.....	.25	.20	.16	.14
<b>DRYOPTERIS filix-mas.</b> Male Fern. Almost evergreen. 9-18 ins. Fine effects when massed. Shade. Strong plants.....	.27	.23	.20	.18
<b>DRYOPTERIS goldiana.</b> Goldie Fern. Deciduous. 2-3 ft. Tallest and largest of our Wood Ferns. Easily cultivated. Shade or partial shade and rich soil. X strong plants.....	.28	.24	.22	.20
<b>DRYOPTERIS hexagonoptera.</b> Winged Woodfern. Deciduous. 12-18 ins. Triangular fronds. Sun or shade. Strong plants.....	.24	.20	.16	.14
<b>DRYOPTERIS marginalis.</b> Leather Woodfern. Evergreen. 1-2 ft. A very common fern in woodland and cultivation. Shade or semi. Attractive species. X heavy clumpy plants.....	.25	.21	.16	.14

---



---

**HARDY NATIVE FERNS, continued**

	PRICE EACH			
	1-9	10-24	25-250	1000
<b>DRYOPTERIS spinulosa.</b> Toothed Woodfern. Evergreen. 1-2 ft. Of easy culture in rich moist soil. Shade or semi-shade. X strong plants.....	\$ .23	\$ .19	\$ .17	\$ .15
<b>DRYOPTERIS thelypteris.</b> Marsh Fern. Deciduous. 9-18 ins. Delicate fronds. Best suited to moist open or semi-shade. Strong plants.....	.22	.19	.16	.14
<b>LYGODIUM palmatum.</b> Climbing Fern. Nearly evergreen. 2-4 ft. The only fern with climbing stem found in United States. Leaflets heart-shaped. Should be in every rare fern collection. Shade or semi. Strong plants.....	.35	.32	.30	
<b>ONOCLEA sensibilis.</b> Sensitive Fern. Deciduous. 9-18 ins. Fronds very sensitive to early frosts. Prefers moist location in shade or sun light. Strong plants	.20	.17	.15	.13
<b>OSMUNDA cinnamomea.</b> Cinnamon Fern. Deciduous. 2-4 ft. X strong vigorous growing, suited to varied location. Shade or semi. X strong clumps.....	.25	.22	.18	.16
<b>OSMUNDA claytoniana.</b> Interrupted Fern. Deciduous. 1½-3 ft. Very bold, attractive species. Shade or semi. X strong clumpy plants.....	.26	.24	.20	.18
<b>OSMUNDA regalis.</b> Royal Fern. Deciduous. 2-4 ft. Naturally grows in swamps, shade and sunny locations. Very attractive foliage. X strong plants, clumpy.....	.27	.25	.22	.20
<b>PELLAEA atropurpurea.</b> Cliff Brake. Evergreen. 6-18 ins. Fronds clustered, leathery in texture. Grayish or blue-green. Prefers limestone cliffs and inaccessible places. Sun or semi. Strong plants.....	.30	.27	.24	.22
<b>POLYPODIUM vulgare.</b> Common Polypody. Evergreen. 6-18 ins. Often covering ledges and boulders. Excellent for rockery. Semi-shade. Strong clumpy plants.....	.24	.21	.18	.16
<b>POLYSTICHUM acrostichoides.</b> Christmas Fern. 9-18 ins. Evergreen, and extremely ornamental for massing in shade, or partial shade. Extensively used in Florist trade. X strong clumpy plants.....	.23	.18	.14	.12
<b>PTERETIS nodulosa.</b> Ostrich Fern. Deciduous. 2-5 ft. Bold growing, usually along streams. Very ornamental in moist shady location. X strong plants.....	.26	.22	.20	.18
<b>PTERIDIUM aquilinum.</b> Bracken. Deciduous. 2-3 ft. Spreading compound fronds. Shade or sun. Strong plants.....	.20	.16	.12	.10
<b>WOODWARDIA virginica.</b> Virginia Chain Fern. Deciduous. 2-3 ft. Strong vigorous growing. Suited to moist shady location. Strong plants.....	.24	.20	.18	.16
<b>100 NATIVE FERNS.</b> Strong assorted. Shade or partial shade. Our selection.....				\$12.90



## Hardy Aquatic and Bog Plants

### AUGUST AND SEPTEMBER PLANTING RECOMMENDED FOR SPRING FLOWERS

	PRICE EACH			
	1-9	10-24	25-250	OVER 1000
<b>ACORUS</b> calamus. Sweet Flag. Hardy waterside plant, with sword-shaped, bright green leaves. Strong plants.....	\$ .30	\$ .25	\$ .22	\$
<b>ASTER</b> novae-angliae. New England Aster. Stems 3-4 feet high, densely clothed with narrowly lanceolate leaves. Flowers violet-purple, very large and showy. One of the best of the native Asters.....	.25	.22	.20	
<b>ASTER</b> puniceus. Swamp Aster. Deciduous. 3-5 ft. Leaves narrow, lanceolate. Flowers light violet, Aug. and Sept. Sometimes pale or purplish. Moist sunny location or semi. X strong clumps.....	.24	.20	.18	.16
<b>CALTHA</b> palustris. Marsh Marigold. Deciduous. 6-15 ins. Leaves bright green, broadly heart-shaped. Flowers bright yellow in early spring. Very showy. Moist location, semi-shade. Strong plants.....	.35	.30	.24	.22
<b>CHELONE</b> glabra. White Turtlehead. Deciduous. 1½-3 ft. Stem smooth upright branching. Leaves opposite, lance shaped, toothed. Flowers white or pinkish, July or Sept., in spike or clusters. Moist location. Shade or semi. Strong plants.....	.23	.19	.16	.15
<b>CHELONE</b> lyoni. Pink Turtlehead. Deciduous. 1-3 ft. Stems slender erect. Leaves lanceolate, with sharp toothed margins. Flowers red or rose. July to September. Moist location, shade or sun. Strong plants.....	.25	.22	.20	.18
<b>CICUTA</b> maculata. Spotted Waterhemlock. Deciduous. 3-5 ft. Finely cut leaves. Flowers white in umbels in mid-summer. Moist location. Sun or shade. Strong plants.....	.22	.19	.15	.14
<b>CORNUS</b> canadensis. Bunchberry. Deciduous. 5-8 ins. Flowers white or yellowish. Bright red berries, in clusters, moist open location. Sun or shade. Splendid ground cover. Strong clumpy plants.....	.50	.45	.40	
<b>DIONAEA</b> muscipula. Venus Flytrap. Deciduous. 4-8 ins. Leaves thick dark green, trap-like, catching insects. Flowers white terminal clusters, May and June. Peat bogs, moist location. Semi-shade. Strong plants.....	.60	.50	.45	.40
<b>DIPHYLLEIA</b> cymosa. Umbrellaleaf. Deciduous. 1-2 ft. Leaves large lobed. Flowers white terminal, May. Fruit showy purple in bunches. Prefers damp location, shade or semi. X strong plants.....	.24	.20	.17	.15
<b>EUPATORIUM</b> purpureum. Joe-Pye-Weed. Trumpet Weed. 4-10 ft. Deciduous. Smooth purple stalks. Leaves in whorls. Flowers large purple heads borne on top. Found in moist meadows and along streams. Yields readily to cultivation in ordinary rich garden. Sunny location or semi. X strong plants.....	.25	.20	.17	.16

---



---

**HARDY AQUATIC AND BOG PLANTS, continued**

	PRICE EACH			
	1-9	10-24	25-250	OVER 1000
<b>HELENIUM autumnale.</b> Sneezeweed. Deciduous. 3-5 ft. Leaves lanceolate or oblong. Flowers a blaze of gold, August and Sept. Damp sunny location. X strong plants.....	\$ .23	\$ .19	\$ .16	\$ .13
<b>HEMEROCALLIS fulva.</b> Tawny Daylily. Deciduous. 2-4 ft. Foliage grass-like. Flowers tawny orange, late summer. For bogs and water gardens as well as upland. Sun and semi-shade. Strong clumps.....	.24	.15	.12	.10
<b>IRIS pseudacorus.</b> Yellowflag. Deciduous. 2-4 ft. Leaves large sword-shaped. Flowers bright yellow May and June. A water loving plant as well as succeeding in dry upland. Sun or semi-shade. Strong plants.....	.25	.21	.18	.17
<b>IRIS versicolor.</b> Blueflag. Deciduous. 1-2 ft. Leaves flat sword-shaped. Flowers large and showy, violet-blue, varigated with green, yellow or white, late spring and early summer. Plant along brooks, marshes, and moist locations. Sun or semi-shade. Strong plants.....	.26	.22	.20	.18
<b>LOBELIA cardinalis.</b> Cardinal Flower. Deciduous. 3-5 ft. Leaves alternate, narrow oblong. Flowers bright red July to September, along upper part of stalk. Will thrive in any garden soil or along borders or pond or brook. Rock garden. Sun or shade. X strong plants.....	.25	.20	.17	.16
<b>LOBELIA siphilitica.</b> Large Blue Lobelia. Deciduous. 1-3 ft. Flowers large blue tube shaped. Thrives best in moist location. Shade or sun. Strong plants.....	.24	.21	.18	.17
<b>MERTENSIA virginica.</b> Virginia Bluebells. Deciduous. 1-2 ft. Leaves oblong, veiny. Flowers blue, pinkish in clusters, early spring. Thrives best in moist loamy soils, low meadows and along streams. Also in upland dry location. Sun or shade. XX largest size plants.....	.35	.30	.28	.26
Strong first size.....	.20	.18	.16	.15
Second size.....	.12	.10	.08	.07
<b>MONARDA didyma.</b> Oswego Beebalm. Deciduous. 2-4 ft. Leaves opposite. oval pointed, aromatic. Flowers bright red, clustered in close round head, July and August. Moist shady places. Strong plants.....	.23	.19	.16	.15
<b>SYMPLOCARPUS foetidus.</b> Skunkcabbage. Deciduous. 1-2 ft. Leaves large heart-shaped. Flowers small mottled, purplish brown and greenish yellow. Early spring. Low wet woods, meadows and swamps. Shade or sun. X heavy clumpy plants.....	.30	.26	.24	.22
<b>PHYLLOSTACHYS aurea.</b> Golden Japanese Bamboo. 10-20 ft. Excellent for low moist location. Tropical effect. Strong clumpy plants, cut-back to near the ground before shipment.....	.60	.50	.45	.40

HARDY AQUATIC AND BOG PLANTS, continued

	PRICE EACH			
	1-9	10-24	25-250	1000
<b>SARRACENIA flava.</b> Trumpet Pitcherplant. Evergreen. 1-2 ft. Interesting bog plant, with trumpet-like leaves, yellowish green. Flowers large yellow. Peat bogs. Semi-shade. Strong plants.....	\$ .40	\$ .35	\$ .30	\$ .27
<b>SARRACENIA purpurea.</b> Common Pitcherplant. Evergreen. 6-15 ins. Leaves pitcher-shaped, broadly hooded. Flowers red, pink, or greenish, large nodding. Upland bogs and wet mossy places. Shade or semi. Strong plants.....	.34	.30	.2	.24
<b>SARRACENIA rubra.</b> Sweet Pitcherplant. Evergreen. 10-15 ins. Leaves slender trumpet-shaped. Flowers crimson with scent of sweet violet. Bogs and moist location. Semi-shade. Strong plants.....	.45	.40	.36	
<b>SAXIFRAGA virginensis.</b> Virginia Saxifrage. Deciduous. 4-12 ins. Leaves clustered, lettuce-like. Flowers white small clustered, April. Wet or moist locations. Shade or semi. Strong plants.....	.25	.21	.18	.16
<b>TYPHA latifolia.</b> Common Cattail. Deciduous. 4-6 ft. Leaves long narrow, bright green sword-like. Flowers large brown spikes. Succeeds best in shallow water, marshes and swamp. Sun or semi. X strong plants.....	.30	.24	.19	.17
<b>VERATRUM viride.</b> American Falsehellebore. Deciduous. 2-3 ft. Leaves broadly oval, pointed clasping. Flowers dull green clustered, June. Swamps and wet woods. Shade or semi. X heavy plants.....	.35	.30	.26	.24
<b>VERNONIA noveboracensis.</b> Common Ironweed. Deciduous. 3-5 ft. Leaves alternate. Flowers intense red-purple, loosely clustered, July and August. Low moist location, sun or shade. X strong clumpy plants.....	.24	.19	.17	.16
<b>50 AQUATIC AND BOG PLANTS.</b> Shade or sunny location. Strong plants. Our selection.....				\$9.60

MAXIMUM HEIGHTS GIVEN ALL THROUGH CATALOG INDICATES APPROXIMATE SIZES OF EACH AS FOUND IN WILD STATE.

ORDERS FILLED IN ROTATION AS RECEIVED

PLEASE ORDER EARLY TO AVOID POSSIBLE DISAPPOINTMENT

ADD 10% TO PARCEL POST ORDERS. ANY EXCESS WILL BE RETURNED WHEN ORDER IS MAILED

ORDERS NOT ACCEPTED FOR LESS THAN \$2.00

FALL PLANTING TIME August 15, till Ground closes by freezing

## Native Lilies for Naturalizing or Specimens

		PRICE EACH			
		1-9	10-24	25-250	1000
<b>LILIUM</b>	canadense. Canada Lily. Deciduous. 2-5 ft. Leaves whorled, lance-shaped. Flowers in various shades of orange, yellow and red, July and August. Succeeds in varied locations. Sun or semi. Flowering size.....	\$ .17	\$ .15	\$ .14	\$ .13
	Strong first size.....	.30	.25	.23	.22
	XX largest.....	.45	.40	.36	
<b>LILIUM</b>	carolinianum. Carolina Lily. A showy Lily somewhat dwarfer than L. Superbum, with flowers a little lighter in color, but enriched with a delicate and pervasive fragrance. XX largest.....	.65	.55		
	First size.....	.40	.35	.32	
	Second size.....	.20	.18	.16	
<b>LILIUM</b>	grayi. Grays Lily. Deciduous. 2 to 5 feet. Flowers 1 to 6 deep reddish bell-shaped, orange spotted within, June and July. Damp moist locations. Sun or semi shade. XX largest.....	.60	.55	.50	
	First size.....	.30	.25	.22	.20
	Second size.....	.18	.15	.14	.13
<b>LILIUM</b>	philadelphicum. Orangecup Lily. Deciduous. 1-3 ft. Leaves whorled or scattered. Flowers orange red with purple spots. July and August. Plant among ferns and varied locations as desired. Shade or open locations. First size.....	.25	.24	.20	.19
	Second Size.....	.15	.12	.10	.09
<b>LILIUM</b>	regale. Royal Lily. 3-6 ft. One of the most beautiful of all known lilies. Exquisite blending of tints and colors forming a charming contrast with rich green foliage. Flowers deliciously fragrant, pure white, with bright canary markings inside. Second size.....	.30	.25	.32	
	First size.....	.55	.45	.40	
<b>LILIUM</b>	superbum. American Turkscap Lily. Deciduous. 4-8 ft. Leaves lance-shaped, the lower whorled. Flowers orange or scarlet with purple spots within. 3-40 flowers growing in pyramidal clusters in July per plant. Recommended for varied locations. Sun or shade. First size.....	.25	.22	.18	.16
	Flowering Second size.....	.15	.12	.10	.09
	Third size for growing on.....	.10	.07	.06	.05
	XX largest bulbs.....	.60	.50	.45	.40

Ask for Special Quantity Quotation.

### FALL PLANTING RECOMMENDED

50 NATIVE LILIES, Assorted first size. Sun or semi shade..... \$13.75

We know how to pack to insure delivery in good condition, even to foreign countries.  
Let us handle your orders for high-class native plant materials.

ALL PRICES ARE F. O. B. ASHFORD, N. C. UNLESS OTHERWISE AGREED.

**Hardy Vines, Climbers and Creepers**

	PRICE EACH			
	1-9	10-24	25-250	1000
<b>AMPELOPSIS</b> quinquefolia. Virginia Creeper. Deciduous. 25-75 ft. Clinging to walls and trees. Leaves usually divided into five leaflets, brilliantly colored in autumn. Flowers greenish, small clustered, July. Sun or shade. Strong plants.....	\$ .35	\$ .30	\$ .27	\$ .25
<b>BIGNONIA</b> radicans. Trumpet Creeper. Deciduous. 10-30 ft. Bold growing, with interesting foliage and partially climbing habit. Flowers huge trumpet-shaped, varying from bright brownish orange to vivid scarlet. Varied conditions. X strong plants. 2-4 ft.....	.45	.40	.36	.34
<b>CELASTRUS</b> scandens. American Bittersweet. Deciduous. 10-25 ft. Woody, twining, Leaves alternate, oblong, finely toothed, pointed. Flowers small, greenish or cream colored in clusters in June. Pods orange-colored berries. Varied conditions. Sun or shade. Strong plants, 1-2 ft.....	.20	.18	.13	.12
X heavy plants, 2-4 ft. X Strong.....	.36	.32	.28	.26
XX heavy clumpy plants, 4-6 ft.....	.65	.50	.45	.40
XX finest quality. Write for special quantity quotation.				
<b>CLEMATIS</b> crispa. Curly Clematis. Deciduous. 3-6 ft..... Graceful slender vine. Leaves compound, lobed or divided. Flowers purple nodding. Sun or shade. Strong plants.....	.32	.28	.26	
<b>CLEMATIS</b> texensis. Scarlet Clematis. 4-8 ft. Deciduous. Flowers scarlet pitcher-shaped. Very desirable Vine. Strong plants.....	.50	.45	.40	
<b>CLEMATIS</b> virginiana. Virgins Bower. Deciduous. 10-30 ft. Graceful climber. Leaves opposite, three divided. Flowers whitish in clusters, July and Aug. A good vine of easy culture. Shade or sun. X strong plants.....	.30	.24	.20	.18
<b>DIOSCOREA</b> villosa. Yam. Deciduous. 4-8 ft. Climbing. Leaves large, turning to yellow in autumn. Flowers pale greenish yellow late summer. Shade or semi. Strong plants.....	.24	.20	.16	.15
<b>EPIGAEA REPENS</b> Trailing arbutus. Evergreen. Ground cover. 4-12 ins. Leaves rounded, heart-shaped at base. Flowers white or pink, clustered, fragrant, early spring. Plant in humus soil, well drained shady location. X strong clumpy plants.....	.50	.45	.40	.36
<b>GALAX</b> aphylla. Evergreen ground cover. 4-12 ins. Leaves broadly heart-shaped, shallow toothed, green or bronze, according to location sun or shade. Shade or partial shade. Flowers creamy white spike, early summer. X strong clumps.....	.26	.22	.19	.17
<b>GAULTHERIA</b> procumbens. Wintergreen. Ground cover. 3-6 ins. Leaves oval shining. Flowers white or pinkish, July. Fruit bright red berry, edible in winter. Shade or semi. X strong clumps.....	.25	.21	.19	.16
<b>HOUSTONIA</b> serpyllifolia. Creeping Bluets. Deciduous. 4-6 ins. Leaves ovate or roundish. Flowers blue or white, spring and early summer. Border and rock garden. Sun or semi. Strong clumpy plants.....	.24	.21	.18	.17

---



---

**HARDY VINES, CLIMBERS AND CREEPERS, continued**

	PRICE EACH			
	1-9	10-24	25-250	OVER 1000
<b>IRIS cristata.</b> Crested Iris. Deciduous. Ground cover. 4-6 ins. Leaves bright green, lanceolate. Flowers blue, with orange. Early spring. Splendid for varied conditions. Shade or semi. X strong clumps	\$ .25	\$ .21	\$ .18	\$ .16
Light plants.....	.12	.10	.06	.05
<b>IRIS siberica.</b> Siberian Iris. Deciduous. 1-2 ft. Leaves slender green. Flowers lilac-blue. Suitable for rock garden, massing or border. Strong plants.....	.35	.30	.28	
<b>IRIS verna.</b> Vernal Iris. Evergreen. 4-8 ins. Leaves narrow, sea-green. Flowers violet-blue, with yellow center. Early spring. Shade or semi. Strong clumps.....	.26	.21	.18	.16
<b>LONICERA JAPONICA HALLIANA.</b> Hall's Honeysuckle. Deciduous. 10-15 ft. Very strong growing. Leaves ovate, dark green. Flowers white, changing to yellow, very fragrant, early summer. Splendid climber and ground cover. Shade or sunny location. X heavy plants.....	.30	.25	.22	.20
Strong second size.....	.15	.12	.11	.10
<b>LONICERA sempervirens.</b> Trumpet Honeysuckle. Deciduous. 10-20 ft. Leaves entire, opposite oblong. Flowers deep red without, yellowish within in clusters May to Oct. Fruit red berries. Sun or shade. Strong plants, 2-3 ft.....	.45	.40	.38	
<b>MITCHELLA repens.</b> Partridge Berry. Evergreen. Ground cover. 3-6 ins. Leaves rounded, veined with white. Flowers white or pinkish. fragrant. Spring and early summer. Fruit bright red berries. Shade or semi. X heavy clumpy plants.....	.25	.22	.20	.18
<b>PACHYSANDRA terminalis.</b> Japanese Pachysandra. Evergreen. Ground cover. 6-9 ins. Flowers white terminal, spring. Useful for bordering walks and drives. Shady location. X strong clumpy plants.....	.30	.24	.21	.18
<b>PASSIFLORA incarnata.</b> Maypop. Deciduous. 10-25 ft. Leaves three lobed. Flowers large purple, spring and summer. Fruit yellow when ripe, edible. Sun or shade. Dry location. X strong plants.....	.30	.27	.25	.22
<b>RANUNCULUS repens.</b> Creeping Buttercup. Deciduous. 4-8 ins. Leaves frequently white, varigated or spotted. Flowers deep yellow, early spring. Low wet or moist ground. Semi-shade. Strong plants	.24	.19	.16	
<b>PHLOX stolonifera.</b> Creeping Phlox. Nearly evergreen. 4-12 ins. Creeping. Flowers reddish-purple early spring. Semi-shade. Strong plants.....	.24	.22	.20	.18
<b>PHLOX subulata.</b> Moss Pink. Evergreen ground cover. 4 to 8 inches. Leaves narrow. Flowers crimson, pink or nearly white. April to June. Most excellent border and rock garden plant. Sun or semi. Strong plants.....	.35	.30	.26	.24

**HARDY VINES, CLIMBERS AND CREEPERS, continued**


PRICE EACH

1-9 10-24 25-250 1000

100 EVERGREEN GROUND COVERS. Strong assorted for shady location. Our selection.....				\$13.25	
<b>SEDUM telephoides.</b> Wild Liveforever. Evergreen. 6-12 ins. Leaves fleshy. Flowers numerous, flesh colored, August. Natural rock garden plant and other dry sunny locations. Strong clumpy plants.....	\$ .25	\$ .22	\$ .20	\$ .18	
<b>SEDUM ternatum.</b> Mountain Stonecrop. Deciduous. 2-4 ins. Handsome creeping ground cover. White flowers in early spring. Natural rock garden plant. Shade or semi. Strong clumpy plants.....	.23	.20	.18	.16	
<b>SHORTIA galacifolia.</b> Oconee-Bells. Rare evergreen ground cover. 3-6 ins. Leaves bright green. resembling Galax. Flowers dainty creamy-white, bell-shaped, March and April. Requires moist shady location. Historic and worthy of consideration by all planters. X strong clumpy plants.....	.60	.50	.45	.40	
	Medium size plants.....	.30	.25	.22	.20
<b>VINCA minor.</b> Common Periwinkle. Evergreen ground cover, and rockery. Sun or shady location. X heavy clumps, several stems.....	.25	.20	.17	.16	
	Strong first size plants.....	.14	.11	.10	.09
	Light plants for growing on.....	.10	.07	.05	.04
50 HARDY VINES. Strong Assorted. Shade or sunny location. Our selection.....				\$12.50	



(Above) *Shortia Galacifolio.* Oconee-Bells



(At Right) *Galax Aphylla*  
Listed on Page 17

## Rhododendrons

EXPLANATION: B&B indicates carefully dug with solid ball of earth securely wrapped in burlap.

RHODODENDRON carolinianum. Carolina Rhododendron. Evergreen 4-7 ft. A distinct hardy species of the Blue Ridge Mountains. Leaves dark green, dotted beneath. Flowers in May, Rose-pink. Funnel shaped, great profusion in many flowered clusters. Recommended for massing on hillsides and in rockeries. Sun or shade. 6-12 in. strong.....	PRICE EACH			
	1-9	10-24	25-250	1000
Strong established roots, cut back B&B.....	\$ .40	\$ .36	\$ .34	\$ .32
1-1½ ft. X quality clumps, B&B.....	1.00	.90	.85	.80
1½-2 ft. X quality clumps, B&B.....	2.00	1.80	1.60	1.55
2-3 ft. XX heavy clumps, B&B.....	2.90	2.70	2.50	2.40
3-4 ft. XX Specimen clumps, B&B.....	3.50	3.30	3.20	
100 Strong seedling plants, 4-12 in.....	4.85	4.75	4.65	
	17.85			

RHODODENDRON carolinianum album. White Carolina Rhododendron. Dwarf, early-blooming variety from Piedmont Section. Rare and most beautiful. 1 to 1½ feet. Clumps B&B.....	2.60	2.40		
2-3 feet. Clumps B&B.....	4.75	4.50		

RHODODENDRON catawbiense. Catawba Rhododendron. Evergreen 6-18 ft. Leaves large oval or oblong. bright green above, clustered at ends of branches, glaucus beneath. Flowers very large, reddish to rose-purple. Late spring and early summer. Sun or shady location. See picture on Front Cover. 4-8 in. strong stocky plants.....	.42	.37	.35	.32
8-12 in. X strong stocky plants.....	.65	.50	.46	.44
X cut backs, established roots for growing on, B&B	1.10	1.00	.90	.85
1-1½ ft. Heavy clumps, B&B.....	2.00	1.85	1.75	1.65
1½-2 ft. X heavy clumps, B&B.....	2.60	2.40	2.30	
2-3 ft. XX heavy clumps, B&B.....	3.40	3.20	3.00	
100 Strong stocky seedling plants, 4-12 in.....	12.50			

RHODODENDRON maximum. Rosebay. Evergreen. 8-25 ft. Leaves oblong, dark green, 6-10 ins. in length. Flowers white to pinkish in large clusters, mid-summer. Most used for massing and natural- istic planting of all native broad-leaved evergreens. Sun or shade. 4-12 in. Strong seedling plants.....	.18	.15	.11	.10
4-6 in. Strong established plants.....	.25	.20	.18	.16
6-12 in. X strong established plants.....	.35	.32	.30	.27
X strong cut back estab. roots for growing on, B&B	.85	.80	.75	.70
1-1½ ft. X heavy clumpy plants, B&B.....	1.25	1.15	1.10	1.05
1½-2 ft. XX heavy clumpy plants, B&B.....	2.25	2.15	2.10	2.00
2-3 ft. XX heavy clumpy plants, B&B.....	2.50	2.40	2.30	2.25
3-4 ft. XX heavy clumps, B&B.....	4.00	3.90	3.80	3.70
4-5 ft. XXX heavy clumps, B&B.....	5.50	5.25	5.00	4.80
5-6 ft. XXX heavy clumps, B&B.....	7.00	6.75	6.60	
6-7 ft. XXX heavy clumps, B&B.....	9.50	9.00	8.70	
7-8 ft. Finest Specimens, B&B.....	12.75	12.00	11.50	
100 Strong stocky seedling plants, 12-15 in.....	19.75			

See picture on Page 31





### Mountain Laurel

PRICE EACH  
1-9 10-24 25-250 1000

**KALMIA** latifolia. Mountain Laurel. Evergreen. 8-20 ft.

This matchless Laurel is without question one of the most beautiful and attractive broadleaved evergreen shrubs on account of its dark green lustrous foliage and masses of glorious pink or rose colored flowers, appearing in lavish profusion in late spring and early summer. Much used for massing and naturalistic plantings. Succeeds under varied conditions. Shade or sun 6-12 in X strong established plants.....

1-1½ ft. Heavy clumps, B&B.....	\$ .40	\$ .36	\$ .34	\$ .32
1½-2 ft. X heavy clumps, B&B.....	1.60	1.50	1.45	1.40
2-3 ft. XX heavy clumps, B&B.....	2.25	2.15	2.00	1.90
3-4 ft. XX heavy clumps, B&B.....	3.00	2.85	2.75	2.60
4-5 ft. XXX heavy clumps, B&B.....	4.25	4.00	3.80	
4-12 in. Strong seedling plants.....	5.90	5.60	5.40	
X cut-back, established roots for growing on, B&B	.20	.15	.12	.10
	1.00	.90	.85	.80
100 Strong stocky seedling plants, 12-15 in.....	19.50			

#### Cultural Directions for Azaleas, Broad-leaved Evergreens, and Similar Plants

Azaleas, Kalmias, Leucothoe, Pieris and Rhododendrons are acid-soil plants and will not succeed well in limestone soils. A deep, porous soil is essential. The ground should be excavated to a depth of about 2 feet, working in leaf-mold, humus, or well-rotted stable manure. This mixture must be worked in carefully and packed tight around the roots. Fill in the excavation with rotted sods, muck or peat soil, mixed with a small quantity of sand.

The plants should be set the same depth as in the nursery, which is shown by the earth-line near the base. After planting, mulch with several inches of leaves or light litter, allowing this mulch to remain around the plants, and renew it annually in the autumn. A thin covering of rich soil may be used to advantage in holding mulch in place and to assist in the decomposition. The mulch also tends to keep the soil cool in summer and protects against freezing in winter. If these simple instructions are observed, your planting of Broad-leaved Evergreens will be entirely successful.

For use in beds of Rhododendrons, Azaleas, and other similar plants we recommend the following: Galax, Shortia, Ferns, Orchids, Lilies, Trilliums, Cimifugas, Iris; Polygonatums; Sanguinarias, and most of our other perennials.

## Hardy Native Deciduous Trees and Shrubs

	PRICE EACH			
	1-9	10-24	25-250	1000
<b>ACER</b> saccharum. Sugar Maple. 75-100 ft. Handsome rapid-growing tree for general use. Splendid fall coloring. 2-3 ft.....				
	\$ .85	\$ .75	\$ .70	\$
3-4 ft.....	1.35	1.20		
4-6 ft.....	1.65	1.50		
<b>AMELANCHIER</b> laevis. Serviceberry. Deciduous. 25-50 feet. Leaves alternate, oval or oblong. Flowers snow-white in early spring. Fruit showy red, edible. July. Varied locations.				
3-4 ft.....	1.40	1.30	1.20	
4-6 ft.....	2.00	1.85	1.70	
<b>ARONIA</b> melanocarpa. Black Chokeberry. 4-10 ft. Splendid shrub. Flowers white, berries black, attractive to birds. Sun or shade. 1-2 ft.....				
	.50	.45	.40	
2-3 ft.....	.65	.55	.50	.46
3-4 ft. X strong.....	1.00	.90	.85	
<b>AZALEA</b> arborescens. Fragrant White Azalea. 4-12 ft. Foliage bright green, turning to crimson in autumn. Flowers sweet scented, white tipped with rose in early summer. Very desirable shrub. Sun or shade. 1½-2 ft. X heavy clumps, B&B.....				
	2.80	2.70		
2-3 ft. X heavy clumps, B&B.....	3.75	3.65	3.50	
3-4 ft. XX heavy clumps, B&B.....	6.00	5.60		
<b>AZALEA</b> calendulacea. Flame Azalea. 6-8 ft. The most beautiful and varied species. Flowers red-orange to canary. Conspicuous in early summer throughout the Carolina mountains. Much used for massing and naturalistic plantings. Shade or sunny locations.				
1-1½ ft. X heavy clumps, B&B.....	1.40	1.30	1.20	
1½-2 ft. XX clumps, B&B.....	2.00	1.85	1.75	
2-3 ft. XXX heavy clumps, B&B.....	2.40	2.30	2.20	
3-4 ft. XXX heavy clumps, B&B.....	3.25	3.10	3.00	
4-5 ft. XXX heavy clumps, B&B.....	4.00	3.75	3.65	
<b>AZALEA</b> nudiflora. Pinxter Bloom. 3-8 ft. A handsome free flowering shrub. Flowers in early spring, before the leaves appear, deep pink, profuse and very showy. The extreme earliness and beauty of the flowers commend this fine shrub to planters everywhere. Shade or sunny location.				
2-3 ft. XX heavy clumps, B&B.....	2.75	2.65	2.55	
3-4 ft. XXX heavy clumps, B&B.....	3.50	3.40		
1½-2 ft. strong, B&B.....	1.90	1.80	1.70	

## HARDY NATIVE DECIDUOUS TREES AND SHRUBS, continued

	PRICE EACH			
	1-9	10-24	25-250	1000
<b>AZALEA vaseyi.</b> Pink-shell Azalea. A distinct and remarkable free-flowering hardy shrub of extreme rarity and beauty. The flowers are an exquisite shade of pink or rose and appear in profusion before the leaves unfold in early spring. In autumn the foliage assumes deep rich shades of red and crimson. Succeeds in varied locations. Shade or sun.				
1-1½ ft. Strong plants.....	\$ 1.00	\$ .90	\$ .85	\$ .80
1½-2 ft. Strong bushy plants, B&B.....	1.75	1.60	1.50	
2-3 ft. X heavy clumpy plants, B&B.....	2.60	2.50	2.40	
3-4 ft. XX heavy clumpy plants, B&B.....	3.00	2.80		
4-5 ft. XXX heavy clumpy, B&B.....	4.00	3.75		
5-6 ft. XXX finest specimens, B&B.....	5.50	5.00		
<b>AZALEA viscosa.</b> White Swamp Azalea. Deciduous. 3-6 ft. Flowers white or rarely pink. Very fragrant. June or July. Prefers acid soil. Sun or shade.				
Strong plants, 6-12 ins.....	.60	.50	.45	
1-1½ ft. X strong plants, B&B.....	1.25	1.10		
<b>BERBERIS thunbergi.</b> Japanese Barberry. 3-6 ft. Leaves entire bright green, turning to orange, scarlet and crimson. Flowers pale yellow. Fruit bright red berries, attracting birds. Sun or partial shade.				
1-2 ft. strong plants.....	.65	.55	.50	
2-3 ft. strong plants.....	1.00	.90	.85	
<b>BETULA lenta.</b> Sweet Birch. 60-90 ft. Foliage shining green, twigs and bark fragrant. A good tree for general planting. 2-3 ft.....				
3-4 ft.....	.65	.55	.50	
4-6 ft.....	.90	.80		
6-8 ft.....	1.50	1.40		
	2.00	1.85	1.75	
<b>BETULA lutea.</b> Yellow Birch. 50-75 ft. Yellowish silvery bark and thin finely cut leaves. Desirable for general planting. 1-2 ft.....				
2-3 ft.....	.70	.60		
	1.10	.95		
<b>BETULA papyrifera.</b> Canoe Birch. 60-80 ft. Bark dull, chalky white. Leaves ovate, irregularly toothed, yellow in autumn. Graceful ornamental tree from the North. Desirable for general planting.				
2-3 ft.....	1.25	1.10		
4-6 ft.....	2.00	1.90		
6-8 ft.....	3.50	3.25		
<b>CASTANEA pumila.</b> Chinquapin. 8-25 ft. Leaves oblong-oval, coarsely toothed, bright green, turning to dull yellow in autumn. Flowers showy May and June. Fruit usually solitary, edible. Sun or shade.				
3-6 in. Seedlings.....	.25	.20	.15	.10

## HARDY NATIVE DECIDUOUS TREES AND SHRUBS, continued

	PRICE EACH			
	1-9	10-24	25-250	1000
<b>COMPTONIA asplenifolia.</b> Sweetfern. 1½-3 ft. Branched: Leaves narrow, divided and fragrant, fern-like. Flowers brownish. For dry upland. Sun or shade.				
Strong plants, 1½-2 ft.....	\$ .50	\$ .45	\$ .40	\$ .36
2-3 ft. Strong plants.....	.75	.65	.55	
<b>CHIONANTHUS virginica.</b> White Fringtree. 10-25 ft. Leaves ovate, dark green turning yellow in early autumn. Flowers appearing when leaves are about grown, white in loose drooping panicles, feathery and graceful. Fruit blue berries. Varied locations.				
2-3 ft.....	1.00	.90	.85	
3-4 ft. XX finest quality.....	1.75	1.65	1.50	
4-6 ft. XX finest quality.....	1.80	1.70	1.60	
6-8 ft. XX finest specimens.....	3.65	3.50	3.25	
<b>CLETHRA alnifolia.</b> Summersweet. 3-5 ft. Leaves dark green and lustrous, fading with yellow ones. Flow- ers creamy white, fragrant, in erect paniced ra- cemes. July. Succeeding in varied locations. Very desirable. Strong plants 1-2 ft. ....				
2-3 ft. X strong plants.....	.90	.85	.80	.75
	1.35	1.25		
<b>CORNUS florida.</b> Flowering Dogwood. 15-30 ft. Leaves oval, bright green, turning red or scarlet in autumn. Flowers large white tinged with pink, expanding in early spring. Fruit bright red scarlet. Suitable for varied locations. 1-2 ft. Strong plants.....				
2-3 ft. X strong plants.....	.60	.50	.45	.42
3-4 ft. X heavy plants.....	.85	.80	.75	
4-6 ft. X heavy.....	1.35	1.30	1.25	
6x8 ft.....	1.75	1.65	1.60	
8-10 ft.....	3.00	2.75	2.65	
100 Strong seedlings, 6-12 in.....	4.75	4.60	4.50	
	8.50			
<b>CORNUS nuttali.</b> Pacific Dogwood. Tree 60-80 ft. Leaves 4-5 inches long. Flowers white or tinged pink; 4-6 in. Fruit bright red or orange. Recommended only for mild climate. Strong 1-2 ft.....				
	.80	.70	.65	
<b>CYDONIA japonica.</b> Flowering Quince. 4-8 ft. Splendid old-fashioned shrub. Free blooming early Spring. Flowers charming red. General conditions.				
1-2 ft. X heavy.....	1.00	.85	.75	
12-18 in. seedlings.....	.40	.36	.32	.30
<b>DIERVILLA sessilifolia.</b> Southern Bush Honeysuckle. 4-6 ft. Spreading branches. Leaves bright lustrous green. Flowers yellow in terminal clusters. At- tracting bees. July. Sun or partial shade.				
3-4 ft. X heavy clumpy plants.....	1.25	1.10	1.00	
<b>FORSYTHIA viridissima.</b> Greenstem Forsythia. 8-12 ft. Branches erect, green barked. Leaves simple, very dark green. Flowers golden yellow. Early spring. Sun or semi. X strong plants, 3-4 ft.....				
	1.25	1.10	1.00	

HARDY NATIVE DECIDUOUS TREES AND SHRUBS, continued

	PRICE EACH			
	1-9	10-24	25-250	1000
<b>HALESIA tetraptera.</b> Great Silverbell. Deciduous 20-40 ft. Branches spreading with irregular habit. Flowers white bell-shaped, in clusters, May. Very showy hardy tree. Strong two year seedlings 6-12 in.....	\$ .35	\$ .25	\$ .22	\$ .20
<b>HAMAMELIS virginiana.</b> Witch Hazel. 10-20 ft. Leaves heart-shaped, with wavy borders, turning bright yellow, orange or purple in autumn. Flowers yellow in the fall. General conditions. Very Special Price to close out.				
5-6 ft. X heavy.....	1.25	1.10	1.00	
6-8 ft. X heavy.....	1.75	1.60	1.50	
8-10 ft.....	2.35	2.00	1.90	
<b>HYPERICUM densiflorum.</b> Common St. Johnswort. 3-5 ft. Handsome shrub. Leaves narrow, dark green. Flowers bright yellow, numerous compound clusters. July. Varied sunny locations, or semi. Strong plants, 1-2 ft.....	.60	.45	.35	.30
2-3 ft. Strong clumpy plants.....	.80	.70	.60	.50
3-4 ft. X strong clumpy plants.....	1.00	.90	.80	.70
<b>HYPERICUM prolificum.</b> Shrubby St. Johnswort. 2-4 ft. Vigorous hardy shrub. Compact branches. Leaves dark green. Flowers bright yellow in terminal clusters. Late summer. Sun or shade. 1-2 ft.....	.50	.40	.35	.30
2-3 ft. X strong plants.....	.65	.55	.50	.46
3-4 ft. X strong plants.....	.80	.70	.65	.60
<b>ILEX monticola.</b> Mountain Winterberry. Deciduous, 10 to 35 feet. Spreading branches. Leaves bright green, turning yellow in autumn. Fruit Brilliant scarlet berries. General conditions.				
1-2 ft.....	.50	.45	.40	
<b>ILEX verticillata.</b> Common Winterberry. 4-12 ft. Thick growing shrub, with brilliant, bright red berries remaining till mid-winter. Much used for decorating. General conditions. 1½-2 ft. Strong plants....	.75	.65	.60	
2-3 ft. Strong plants.....	1.15	.90	.85	
<b>LIQUIDAMBAR styraciflua.</b> Sweetgum. 75-140 ft. Shapely tree with slender, corky, ridged branches. Leaves deeply lobed, bright green, turning to crimson in autumn. General conditions. 1-2 ft. Strong plants	.75	.65	.60	
<b>MALUS coronaria.</b> Wild Sweet Crab. 10-30 ft. Spreading spiny branches. Leaves ovate or heartshaped, bright green, yellow or bronze in autumn. Flowers pink or rose colored, very fragrant. May. Fruit yellow fragrant apples. General conditions.				
12-18 in. Seedlings.....	.35	.30	.25	.20

---



---

**HARDY NATIVE DECIDUOUS TREES AND SHRUBS, continued**

	PRICE EACH			
	1-9	10-24	25-250	1000
<b>OXYDENDRUM arboreum.</b> Sourwood. 30-50 ft. Leaves lanceolate, bright green, fading in autumn, with dazzling tones of scarlet. Flowers pure white, slightly fragrant, resembling Lily-of-the-Valley. General conditions.				
1-2 ft. X strong trees.....	\$ .60	\$ .50	\$ .45	\$
2-3 ft. X strong trees.....	.85	.75	.65	
3-4 ft. X strong trees.....	1.50	1.35	1.25	
6-8 ft. X strong trees.....	3.00	2.75	2.60	
8-10 ft. XX strong trees.....	4.00	3.75		
100 Strong seedling plants, 6-12 in.....	9.50			
 <b>QUERCUS coccinea.</b> Scarlet Oak. 60-140 ft. A beautiful symmetrical tree. Leaves mostly seven lobed, divisions toothed, green turning to scarlet in autumn. General conditions. 6-12 in.....				
3-4 ft. ....	.25	.20	.17	.15
4-6 ft. ....	1.25	1.00	.90	
6-8 ft. ....	2.00	1.75	1.60	
6-8 ft. ....	2.75	2.50	2.30	
 <b>QUERCUS palustris.</b> Pin Oak. 80-120 ft. Short spreading branches, symmetrical pyramidal head. Leaves bright green. Splendid tree for general conditions.				
6-8 ft. ....	3.00	2.75	2.50	
8-10 ft. ....	4.00	3.75	3.60	
 <b>RHODORA canadensis.</b> Rhodora. 2-3 ft. Closely resembles Azalea. Flowers lavender early spring before the leaves unfold. Very desirable shrub. Sun or shade.				
9-18 in. strong.....	1.25	1.10	1.00	
 <b>RHUS copallina.</b> Shining Sumac. 10-25 ft. Desirable shrub. Leaves compound, dark green lustrous, fading in autumn to ruddy brown. Flowers brilliant red in late summer. Fruit bright red berries in autumn. Sun or shade. 2-3 ft. Strong plants.....				
3-4 ft. X strong plants.....	.85	.75	.70	
3-4 ft. X strong plants.....	1.15	1.00	.90	
 <b>RHUS typhina.</b> Staghorn Sumac. 10-35 ft. Large tropical looking species. Leaves pinnate, narrow pointed, dark green above, pale to white beneath. Scarlet purple in autumn. Flowers inconspicuous greenish, in dense clusters. June. General conditions.				
Strong plants, 2-3 ft.....	.90	.80	.75	
3-4 ft. Strong plants.....	1.35	1.20	1.10	
4-6 ft.....	1.75	1.60		
 <b>ROBINIA hispida.</b> Rose Acacia. 3-5 ft. Leaves compound, bright green. Flowers rose colored, very showy, in loose, nodding racemes, May and June. Sun or shade, general conditions. 1-2 ft. Strong.....				
2-3 ft. Strong plants.....	.55	.45	.40	.35
3-4 ft. Strong plants.....	.75	.60	.50	.46
3-4 ft. Strong plants.....	1.00	.90	.80	.70

---

 ALL OUR NURSERY STOCK IS GUARANTEED TO BE AS REPRESENTED
 

---

HARDY NATIVE DECIDUOUS TREES AND SHRUBS, continued

	PRICE EACH			
	1-9	10-24	25-250	1000
<b>RUBUS odoratus.</b> Flowering Raspberry, 3-6 ft. Vigorous upright shrub with large leaves resembling those of the Maple. Flowers rose-purple, Berries light red, edible. Sun or shade. 1-2 ft. Strong plants.....	\$ .50	\$ .45	\$ .40	\$
2-3 ft. Strong plants.....	.65	.60	.55	
<b>SORBUS americana.</b> American Mountain Ash. 15-45 ft. Small tree with spreading branches. Leaves compound, dark green, turning yellow in autumn. Flowers white in flat cymes, May and June, followed by bright scarlet clusters of berries. Sun or shade. Strong plants, 1-2 ft.....	.65	.60	.50	
2-3 ft.....	1.25	1.10	1.00	
6-12 in. Seedlings.....	.25	.20	.18	.16
6-8 ft.....	4.00	3.75		
<b>VACCINIUM pallidum.</b> Blue Ridge Blueberry. 2-7 ft. Best of all Blueberries, and very desirable ornamental shrub. General conditions.				
1½-2 ft. Strong clumpy plants.....	1.00	.85	.80	.75
2-3 ft. X heavy clumps, B&B.....	1.25	1.15	1.10	1.00
3-4 ft. X heavy clumps, B&B.....	1.50	1.40	1.35	
<b>VIBURNUM alnifolium.</b> Hobble-bush. Deciduous 3-5 ft. Wide spreading branches, leaves large broadly ovate, cordate at base. Flowers large white. Fruit red berries turning black with age. 1-2 ft.....	.75	.65	.60	
Strong 2-3 ft.....	1.00	.85	.80	
<b>VIBURNUM cassinoides.</b> Withe-rod. 6-18 ft. Very hardy flowering shrub. Widely distributed. Leaves oval green, beautifully colored in autumn. Flowers creamy white early autumn. Fruit pink berries, changing to dark blue. Sun or shade. Strong plants, 1-2 ft.....	.65	.60	.55	
3-4 ft. X heavy clumps.....	1.75	1.65		
<b>ZANTHORHIZA apiifolia.</b> Yellowroot. 1-3 ft. Attractive shrub, with bright yellow wood and roots. Leaves compound, consisting of about five deeply lobed, bright lustrous green leaflets. Flowers brownish purple in drooping compound racemes, early spring. Recommended for border massing and along streams. Sun or shade. Light plants for growing on.....	.25	.20	.16	.15
6-12 in. Strong clumpy plants.....	.60	.45	.40	.36
1-1½ ft. X strong clumpy plants.....	.80	.70	.60	.50
1½-2 ft. X strong clumps.....	1.25	1.00	.80	.75
100 Light well rooted plants, for growing on.....	7.00			.06
2-3 ft. X Heavy Clumps.....	1.50	1.35	1.25	

Write for prices on carload lots of Azalea calendulacea, Flame Azalea; Azalea nudiflora, Pinxter Bloom; Kalmia latifolia, Mountain Laurel; Leucothoe catesbaei, Drooping Leucothoe, Rhododendron catawbeinse, Catawba Rhododendron; Rhododendron maximum, Rosebay Rhododendron.

## Hardy Native Evergreen Trees and Shrubs

	PRICE EACH			
	1-9	10-24	25-250	1000
<b>ABIES fraseri.</b> Fraser Fir. 35-60 ft. Excellent species of "Balsam" Fir from the Southern Mountains. Much superior to the Northern species. Sun or shade. Prefers cool climate. Strong transplanted. 6-12 in.	\$ .35	\$ .30	\$ .26	\$ .24
100 Strong seedling plants, 6-12 in.....	7.50			65.00
<b>BERBERIS atropurpurea.</b> Purple Barberry. 2-4 ft. Splendid for hedge or specimen planting. Sun or semi.				
1-2 ft. Strong plants.....	.90	.85	.80	
<b>BUXUS sempervirens.</b> Common Boxwood. 8-12 ft. Leaves oval-oblong, or lanceolate. Flowers clustered. For hedge or single specimen planting. Sun or shade.				
1-1½ ft. X strong stocky plants, B&B.....	1.40	1.30	1.20	1.10
1½-2 ft. XX heavy stocky plants, B&B.....	2.50	2.40	2.30	
2-3 ft. heavy, B&B.....	3.50	3.40		
<b>BUXUS suffruticosa.</b> Old English Boxwood. 4-12 ft. Dwarf compact shrub. Recommended for edging, specimen or hedge.				
1-1½ ft. X strong stocky plants, B&B.....	4.75	4.50	4.35	4.25
1½-2 ft. XX heavy, B&B.....	9.50	9.25	9.00	
2-2½ ft. XX heavy, B&B.....	13.50			
<b>ILEX opaca.</b> American Holly. 15-45 ft. A handsome, broad leaved evergreen known to many as Christmas Holly. Much used for holiday decoration. Leaves bright green, shining. Flowers small white, followed by abundance of red berries. Sun or shade.				
100 Strong seedling plants, 6-12 in.....	18.50			170.00
<b>JUNIPERUS hibernica.</b> Irish Juniper. 10-18 ft. Pyramidal. with silvery foliage. General conditions.				
5-6 ft. X B&B.....	4.50	4.00	3.80	
<b>JUNIPERUS sabina.</b> Savin Juniper. A trailing type with erect sprays heather-like foliage. Sun or shade.				
2-3 ft. XX strong, B&B.....	2.25	2.15	2.10	
3-4 ft. XX strong, B&B.....	2.75	2.50	2.40	
<b>JUNIPERUS sabina vonenron.</b> Vonehron Juniper. Splendid foundation subject. Usually 3-4 ft. high. Fast growing, loose, open appearance. Deep rich color.				
2-3 ft. specimens, B&B.....	2.25	2.00	1.90	
3-4 ft. specimens, B&B.....	3.00	2.75	2.65	
4-6 ft. specimens, B&B.....	4.00	3.75	3.60	



HARDY NATIVE EVERGREEN TREES AND SHRUBS, continued

	PRICE EACH			
	1-9	10-24	25-250	1000
<b>JUNIPERUS communis ashfordi.</b> Ashford's Juniper. Open, loose grower, branched at groundline. Fine silvery-green foliage, deepening to purple shades during the fall. Responds readily to shearing.				
4-5 ft. heavy, B&B.....	\$ 3.50	\$ 3.25	\$ 3.10	\$
5-6 ft. heavy, B&B.....	4.00	3.75		
6-7 ft. heavy, B&B.....	5.00	4.75	4.50	
<b>JUNIPERUS excelsa stricta.</b> Spiny Greek Juniper. Habit narrow and columnar. Erect branches. Foliage spiny, with glaucous blue color. Suitable for dry, sunny location. X strong 1-1½ ft. B&B.....				
	1.25	1.10	1.00	
<b>LEIOPHYLLUM buxifolium.</b> Box Sandmyrtle. 1-3 ft. Leaves dark green, resembling dwarf boxwood. Flowers white or pinkish, May and June. Useful for massing, border or rock garden. Sun or semi-shade. Strong clumps, 6-9 ins.....				
9-12 in. X heavy clumps, B&B.....	.75	.65	.60	
1-1½ ft. X heavy clumps, B&B.....	1.20	1.10	1.00	
	1.50	1.40	1.30	
<b>LEIOPHYLLUM buxifolium prostratum.</b> Alleghany Sandmyrtle. 4-15 ins. From high Southern Mountains. Flowers white to pink. April to June. Natural rock garden plant. Also for border and massing. Sun or semi-shade.				
Strong clumpy plants, 4-6 ins.....	.60	.50	.45	
6-9 in Spread clumps.....	.90	.80	.75	
<b>LEUCOTHOE catesbaei.</b> Drooping Leucothoe. 3-7 ft. Leaves dark shining green, in shade, bronze in sunny location in winter. Flowers creamy white, fragrant and showy. May and June. Splendid for border and massing among other shrubbery. Sun or shade. This is one of our best broad-leaved evergreens.				
Strong stocky plants. 9-18 ins.....	.60	.50	.45	.40
1-1½ ft. X heavy clumps, B&B.....	1.25	1.10	1.00	.90
1½-2 ft. X heavy clumps, B&B.....	1.60	1.50	1.40	1.35
2-3 ft. X heavy clumps, B&B.....	2.00	1.80	1.70	
100 Strong transplants, 6-12 in.....	14.00			125.00
3-4 ft. X heavy clumps, B&B.....	2.75	2.60	2.50	
<b>LIGUSTRUM lucidum.</b> Glossy Privet. 8-20 ft. The large thick leaves are shiny and dark green. White flowers followed by black berries which are retained all winter. Splendid ornamental shrub for varied locations.				
2 ft. Heavy clumps B&B.....	2.75	2.60	2.50	

## HARDY NATIVE EVERGREEN TREES AND SHRUBS, continued

	PRICE EACH			
	1-9	10-24	25-250	OVER 1000
<b>PICEA mariana.</b> Black Spruce. 60-100 ft. Slender with pendulous branches. Dark bluish green. Ornamental and suitable for general planting. 12-18 in. X strong.....	\$ .65	\$ .55	\$ .50	\$
<b>PIERIS floribunda.</b> Mountain Andromeda. 2-5 ft. Dense evergreen shrub. Leaves dark green above, black mottled beneath. Flowers showy white in terminal panicles. Early spring. Extremely hardy. Sun or semi-shade. For massing with other shrubs, rock garden and borders. X quality clumps, B&B, 9-12 in.	2.00	1.85	1.75	
<b>PINUS strobus.</b> White Pine. 60-150 ft. Tall symmetrical pyramidal crown. Best known American evergreen tree. Very hardy and recommended everywhere.				
6-12 in. Seedlings.....	.30	.25	.20	.18
1-2 ft. Strong, B&B.....	.90	.80	.75	.70
2-3 ft. X quality, B&B.....	1.50	1.40	1.30	1.25
3-4 ft. X quality, B&B.....	1.85	1.75	1.70	
4-6 ft. X quality, B&B.....	3.50	3.25	3.00	
6-8 ft. heavy trees, B&B.....	6.50	6.00		
<b>THUJA occidentalis.</b> American Arborvitae. 40-60 ft. Pyramidal form. Foliage bright green, turning to brown and bronze in winter. Much used for decorating. Recommended for general conditions.				
1-2 ft. Strong.....	.80	.70	.60	
3-4 ft. B&B.....	2.00	1.85	1.75	
2-3 ft. Strong B&B.....	1.25	1.15	1.00	
<b>THUJA occidentalis globosa.</b> Globe Arborvitae. Dwarf hardy form. For rockeries and formal plantings. Sun or semi. X strong plants, 9-12 in., B&B.....	1.50	1.35	1.25	
12-18 in., Strong plants.....	2.00	1.80	1.75	
<b>TSUGA canadensis.</b> Canada Hemlock. 50-100 ft. Tall and graceful tree, spreading or drooping branches, forming a pyramidal crown. For lawn, forest, hedges and wind breaks. General conditions.				
1-1½ ft. X strong plants.....	.75	.70	.65	.60
1½-2 ft. X strong plants, B&B.....	1.40	1.30	1.25	1.20
2-3 ft. XX strong, B&B.....	2.50	2.30	2.20	2.10
3-4 ft. XX strong, B&B.....	4.00	3.80	3.70	
100 Strong stocky seedlings, 6-12 in.....	8.75			75.00

**HARDY NATIVE EVERGREEN TREES AND SHRUBS, continued**

	PRICE EACH			
	1-9	10-24	25-250	1000
<b>TSUGA caroliniana.</b> Carolina Hemlock. 40-75 ft. A stately tree, with grace and beauty, unapproached by any other American tree. More compact with pendulous spreading branches than the Canada Hemlock. Leaves dark green and glossy, with two white lines beneath. Reported to be hardier and more adapted to varied conditions than Canada Hemlock.				
3-6 in. Splendid quality.....	\$ .35	\$ .30	\$ .25	\$ .22
100 Strong stocky seedling plants, 6-12 in.....	14.50			135.00
1-1½ ft. B&B.....	1.25	1.10	1.00	
1½-2 ft. B&B.....	1.75	1.60	1.50	

**Leaf-Mold — Nature's Plant-Food**

This is the food nature provides for Azaleas, Rhododendrons, Kalmias, Leucothoe, Andromedas, Hemlocks, Pines, Ferns, Lilies, Trilliums, Native Orchids, and Perennials. Leaf-Mold gives the proper acid elements to the soil, insuring the best root-systems, foliage, and flowers. Valuable for old or new lawns. Leaf-Mold is collected from old Rhododendron beds, without artificial or chemical treatment.

200 lbs.—\$3.00

Ton—\$22.50

Carload (20 tons)—\$370.00

NO DISCOUNT ON THIS ITEM



**Rhododendron Maximum**  
Listed on Page 20

AUTUMN—PLANTED NATIVES BLOOM WELL THE FIRST YEAR

**Special Collection No. 30**

**Shade-Loving Native Plants**

FOR WILD GARDEN AND NATURALIZING

**ALL EXTRA HEAVY PLANTS**

**All-Extra-Heavy-Plants**

ACTAEA ALBA. White Baneberry.  
 ARUNCUS SYLVESTER. Goat's Beard.  
 CAULOPHYLLUM THALICTROIDES. Blue Cohosh.  
 CIMICIFUGA AMERICANA. American Bugbane.  
 CIMICIFUGA RACEMOSA. Cohosh Bugbane.  
 COLLINSONIA CANADENSIS. Citronella.  
 DISPORUM GERANIUM. Wild Geranium.  
 GILLENIA TRIFOLIATA. Bowmansroot.  
 SMILACINA RACEMOSA. False Solomon Seal.  
 ZYGADENUS MUSCAETOXICUM. Crow Poison.  
 ARISAEMA TRIPHYLLUM. Jack-in-the-Pulpit.  
 GENTIANA ANDREWSI. Closed Gentian.  
 POLYGONATUM COMMUTATUM. Great Solomon Seal.  
 SANGUINARIA CANADENSIS. Bloodroot.  
 THALICTRUM DIOICUM. Early Meadowrue.  
 TRILLIUM ERECTUM. Purple Trillium.  
 POLYSTICHUM ACROSTICHOIDES. Christmas Fern.  
 LOBELIA CARDINALIS. Cardinal Flower.  
 LILIUM SUPERBUM. American Turkscap Lily.  
 IRIS CRISTATA. Crested Iris.

**5 plants of each variety, or your choice**

**105 Plants In All \$15.75**

**SPECIAL NOTE :**

We have no connection whatever with any other Nursery. We employ no agents. Our entire business being transacted from our office at Ashford, North Carolina. **BEWARE OF ANY SO CALLED NURSERYMEN, CLAIMING TO REPRESENT US AND OUR NURSERY STOCK.**

**ALL OUR NURSERY STOCK IS GUARANTEED TO BE AS REPRESENTED,  
 GOOD QUALITY AND TRUE TO NAME. BEST PACKING.  
 VISITORS ALWAYS WELCOME.**

## OUTSTANDING VALUES FOR 1950!


**BUY NOW AND SAVE**

Order by Number

- |     |   |         |
|-----|---|---------|
| 1.  | 100 HERBACEOUS PERENNIALS, Assorted. For shade or sunny location. Flowering from early spring until late autumn. Our selection. State whether wanted for shade or open location planting..... | \$12.75 |
| 2.  | 100 ROCK GARDEN PLANTS, Assorted. For shade or sunny location as desired. Please advise. Our selection.....   | 13.65   |
| 3.  | 100 EVERGREEN GROUND COVERS. Assorted. For shady location. Our selection.....   | 13.90   |
| 4.  | 100 HARDY VIOLETS. Assorted. Shade or semi. Our selection.....  | 11.25   |
| 5.  | 100 TRILLIUMS. Assorted 1st. size. Shade or semi. Our selection.....  | 8.25    |
| 6.  | 100 TRILLIUMS. Assorted flowering size. Shade or semi. Our selection....  | 4.25    |
| 7.  | 100 HARDY NATIVE ORCHIDS. Flowering size. Shade or semi. Our selection.....   | 21.75   |
| 8.  | 100 HARDY NATIVE FERNS. Assorted. Shade or semi. Our selection.....   | 12.90   |
| 9.  | 100 HARDY AQUATIC AND BOG PLANTS. For shade or sun as desired. Our selection.....   | 18.60   |
| 10. | 100 HARDY NATIVE LILIES. Assorted flowering size. Our selection.....  | 12.70   |
| 11. | 100 LILIUM SUPERBUM American Turkscap Lily. XX jumbo size.....  | 27.50   |
| 12. | 100 IRIS CRISTATA. Crested Iris. X heavy clumps. Shade or semi.....   | 13.50   |
| 13. | 100 CANADA HEMLOCK. 6-12 in. Seedlings per 100.....   | 8.75    |
|     | 1000.....   | 75.00   |
| 14. | 100 LEUCOTHOE CATESBAEI. 1 ft. strong bushy.....  | 14.00   |
| 15. | 100 CAROLINA HEMLOCK. 6-12 in. seedlings.....   | 14.50   |
| 16. | 100 WHITE PINE. 6-12 in. X strong seedlings.....  | 17.65   |
| 17. | 100 PICEA MARIANA. Black Spruce 6-12 in. seedlings.....   | 9.35    |
| 18. | 100 AMERICAN HOLLY. Seedlings 6-12 in. ....   | 18.50   |
| 19. | 100 ABIES FRASERI. Southern Balsam Fir. 6-12 in. seedlings.....   | 7.50    |
| 20. | 100 CASTANEA PUMILA. Chinquapin 6-9 in. seedlings.....  | 12.50   |
| 21. | 100 CORNUS FLORIDA. Flowering Dogwood. 6-8 in. seedlings.....   | 6.75    |
| 22. | 100 CORNUS FLORIDA, 2-3 ft.....   | 37.50   |
| 23. | 100 KALMIA LATIFOLIA. Mountain Laurel. 4-12 in. seedlings.....  | 11.50   |
| 24. | 100 RHODODENDRON CAROLINIANUM. Carolina Rhododendron. 4-8 in. seedlings.....  | 14.75   |
| 25. | 100 RHODODENDRON CATAWBIENSE. Catawba Rhododendron. 4-12 in. seedlings.....   | 12.50   |
| 26. | 100 RHODODENDRON MAXIMUM. Rosebay Rhododendron. 4-12 in. seedlings.....   | 10.50   |
| 27. | 100 OXYDENDRUM ARBOREUM. Sourwood. 6-12 in. seedlings.....  | 9.50    |
| 28. | 100 AZALEA CALENDULACEA. Flame Azalea. 1-2 ft. seedlings.....   | 16.75   |
| 29. | 100 CONVALLARIA MAJALIS. Lily-of-the-valley. Shade or semi shade..  | 8.60    |

**ABOVE COLLECTIONS HIGHLY RECOMMENDED  
SATISFACTION GUARANTEED**

ORDERS FILLED IN ROTATION AS RECEIVED  
 PLEASE ORDER EARLY TO AVOID POSSIBLE DISAPPOINTMENT



AUTUMN—PLANTED NATIVES BLOOM WELL THE FIRST YEAR

TRILLIUM GRANDIFLORUM. Snow Trillium. Deciduous. Finest and largest species. Flowers 2 to 3 inches across, white turning to rose color early Spring. One of our best Spring bloomers, for woodland border and rock garden. Shade or semi-shade.

All Blooming Size Plants, Splendid quality.....	100	1000
Extra Strong First Size.....	\$ 4.25	\$37.50
XX Jumbo size. Largest ever.....	8.75	80.00
	22.50	

*Gardens of  
 The Blue Ridge*

HARDY AND RARE TREES, SHRUBS, FERNS, VINES AND  
 HERBACEOUS PERENNIALS OF THE BLUE RIDGE MOUNTAINS

E. C. ROBBINS, Nurseryman

ASHFORD, McDOWELL COUNTY, N. C., U.S.A.