

## **Historic, Archive Document**

Do not assume content reflects current scientific knowledge, policies, or practices.





62.63



**BUXTON WHITE'S**

**1951**

*Garden Annual*

**BUXTON WHITE SEED CO. . . . The Live Seed House**

**ELIZABETH CITY, N. C.**



**WINNER FOR 1951  
ALL AMERICAN  
BRONZE MEDAL**



**MARIGOLD, Glitters**—Clear yellow. A double Chrysanthemum-flowered beauty, 2½ to 4 feet tall. Bushy, with long cutting stems. 3 to 4 inch flowers. Blooms early. Pkt. 25c.



**WINNER FOR 1951  
ALL AMERICAN  
SILVER MEDAL**




**TITHONIA, Torch**—A fiery scarlet Annual. Compact. Upright, bushy form and comparatively dwarf with its 4 foot height. Profuse 4 inch single flowers. Pkt. 25c.



**PETUNIA, Fire Chief (above)**—All America Gold Medal winner in 1950. Bright, velvety red. An excellent choice for edgings, borders, boxes and pots. Pkt. 35c.

**CLEOME, Helen Campbell (below)**—A new delicately formed white member of the "Spider Plant" family. Pkt. 15c.






**ASTERS, Princess Elizabeth (above)**—A pure white, long awaited in the Princess class. **Margaret**, a deep florist rose and **Susan**, a clear blue. All excellent cut flowers having quilled centers. Pkt. 25c.

**SWEET PEAS, Cuthbertson (below)**—We feature Cuthbertson this year not because it is new (it isn't) but because its' heat resisting hardiness, exceptionally fine growing performance, long stems and beautiful colors has recommended itself to the amateur as well as professional flower gardener for 1951. Mixed or individual colors. Pkt. 15c.



**ZINNIA, Peppermint Stick**—Here's a refreshing garden surprise. Flowers are basically red with white stripes or yellow, running longitudinally with the petal. Stripes vary in width. About 70% of them have this characteristic, balance are completely red. Pkt. 25c.

**LINARIA, Northern Lights (below)**—New. Exceedingly brilliant snapdragon colors of warm reds, yellows, strong lavenders, 15 inches high. A quick grower. Pkt. 25c.



LIMITED WARRANTY CLAUSE—Our Company warrants to the extent of the purchase price that seeds or bulbs sold are as described on the container within recognized tolerances. Seller gives no other or further Warranty, express or implied.

Copyright 1951, Garden Publications, Inc.



THE GARDEN BOOK  
*The Garden Annual*  
 OF THE YEAR

**Here's a real help  
 for garden planners**

As you'll see, we have crammed this book with FACTS. We've set down here, as far as is humanly possible, the practical answers to the hundreds of questions that every seedsman is asked, every year.

Whether you are an experienced gardener or a beginner, we're sure you'll find much that is helpful in these pages—now and later on. We suggest, then, that you can begin using this book the very day you receive it. Use it first as a guide for your planning—and later, as a guide for more effective action all through the season.

**WE OFFER . . .**

**complete year-around, local  
 garden service**

There's a year-round working partnership between us and our gardening customers. They like to shop here, because they know that, whatever the season, we're always ready to counsel with them and to supply all their garden needs.

**only good, fresh seeds,  
 packet or bulk**

We get along so well with our gardening friends because they know we do everything in our power to bring them the best of seeds, always! A packet or a ton, for home gardener or professional grower, it's always the finest we can procure.

**a complete supply service  
 for all gardeners**

One excellent reason why you NEED the services of a store like ours is the COMPLETENESS of our service.

As seed professionals, we know what you'll need at every step of the way. That's why it's so satisfying to shop here for garden supplies.

**cheerful and expert  
 garden counsel**

Our practical knowledge of gardening is part of our stock in trade. We want all your gardening efforts to be successful, and we try to do all we can to make them so. As "Garden Headquarters" we feel that's part of our job! Come in and talk it over!



**Gardening is a Family Affair—Everybody benefits**

**Here's a Friendly Greeting from  
 YOUR SEED STORE**

**. . . a message from a seedsman who lives  
 works and gardens right here in your  
 own home territory**

This year we are proud to bring you our 1951 Garden Annual. It is far more than a seed catalog, it is a practical gardening reference book. We are sure you will find our book so useful and valuable you will want to keep it around for a long, long time.

Our job as we see it, is to competently serve the gardeners and growers of our own area. We work always with the needs of our own neighbors' gardens in mind. Our stocks are carefully and conscientiously selected to meet local needs—because we sincerely believe this is an important objective that insures the ultimate harvesting success of our gardening neighbors.

Don't you agree then, that it is wise to shop here where your own gardening needs and problems are understood, than to shop afar for seeds and supplies?

Gardening is a family affair—and our family wishes yours success in your gardening activity during the coming year. May we see you soon . . . and often.

PRICES: All prices in this catalog are subject to change without notice.

MAIL ORDERS: On mail orders, all packet seeds are sent postpaid. On all other items, add parcel post charges to your remittance.

NOTE—If any of your gardening friends have not received this catalog, and would like to have a copy, just let us know. But please do so early, as the supply is limited. And, incidentally, if you, yourself, have any comments to make on our book (good or bad) we hope you'll let us have them—in person or by letter. We like a pat on the back—and we appreciate constructive criticism, too.



# How to Increase Home Beauty and Property Value with a Fine Lawn

Like the carpet on the floor, a home is unfurnished and unfinished unless your landscaping is built on a fine lawn. There's only one kind of "good" lawn . . . the kind that grows, rich and green, in every spot you want it. "Cheap" lawn seed is no bargain! It's the kind of seed and the proportions of mixture that count in determining a dependable lawn seed value.

The only sure way to get such a mixture is to depend on a seed specialist who knows our local soils and growing conditions. Whether you are building or restoring your lawn it will pay you to come in and talk it over.

## Starting a New Lawn

**SOIL PREPARATION.** Spade or plow the area to a 8 or 10 inch depth. Pulverize the soil thoroughly. A heavy clay soil can be lightened by mixing with sand and humus. A light soil can be improved by adding a top dressing of heavier soil. For best results soil should be slightly heavy. If the soil is acid, scatter crushed limestone.

Peat moss or Terralite are invaluable additions to both light and heavy soils because they help retain soil moisture without allowing the water to be dissipated down below the root lines. Too, they keep soil particles loose and friable. Spade them into the soil or apply as a top dressing at least half an inch deep. In a heavy clay soil use one inch or more. A newly planted lawn needs a rich well-balanced soil, because grass roots are heavy feeders. By feeding the soil the vital elements contained in plant food, such as nitrogen, phosphorous, potash, etc., you are headed toward a successful planting. We can recommend the best plant food for your local soil condition.

Mix the lawn food with a top dressing or rake and work it well into the soil. Because fresh manure usually contains weed seeds its use is not advisable for a new lawn.

**SEEDING:** The generally accepted rule for the amount of seed required is five pounds per thousand square feet. Skimping on seed in quality or quantity is costly in time and labor. A well sown lawn checks the immediate introduction and development of weeds. Too much seed retards growth. Choose a calm windless day for sowing. A more uniform distribution of seed is possible with a spreader. Whether sown by hand or spreader, however, sow in two directions, one at right angles to the other. This insures against leaving bare grassless areas.

Rake the seed into the soil lightly or brush it in by dragging some light flexible object over it such as a sack. The seed should be covered by an eighth of an inch of fine soil or new top dressing.

**ROLLING.** May be properly employed to press the soil firmly around the new seed. Use a light water ballast roller, empty to one third full. Remember the soil becomes compacted if rolled too heavily too often or when wet and sticky. For leveling your lawn whether new or old use top dressing, never a roller.

**WATER** with a fine spray so the seed bed will not be disturbed. If the normal moisture is enough to keep the lawn just slightly damp try not to water it again until the seed has germinated, but do not let it get dry at any time.

## In the Spring

Fine lawns start with very early spring care. Here are some suggestions:

1. **REMOVE** all the winter accumulations of leaves and debris by raking.
2. **APPLY PLANT FOOD** as directed by the manufacturer. If grass has started apply when grass is dry, then soak the lawn to wash the plant food off the blades and into the soil.
3. **RE-SEED** thin and bare spots using about a pound to each 200 square feet. Pulverize the soil in bare spots, then cover the seed lightly.
4. **ROLL** the lawn with a lightweight roller when soil is dry enough to prevent compacting.

Fall planting offers many advantages in lawn starting. If you plant in the spring, seed early—long before you begin work on your flower garden, for seedlings need a chance to grow sturdy before weeds germinate. Planting delayed until mid-summer can be successful if diligently followed by ample watering and weeding.

## During the Summer

1. **MOW** frequently enough to keep grass from exceeding a 2½ inch height. Set the mower to cut about 1¼ inches high. Very close cutting scalps the rough spots and unless done extra-frequently injures the grass by sudden exposure to the sun after it has been shaded by dense growth. Short mower clippings left on the lawn are beneficial. They are harmful however if the quantity is so great the grass is smothered and new growth retarded.
2. **WEED CONTROL** with the many excellent and selective types now available assures weed elimination with the least effort and time. Get those weeds early before they seed or spread and your summer lawn care is considerably easier. Refer to our weed killer selection in the back of our Garden Annual.
3. **WATERING** is a point that depends much on your good judgment. If the turf is dry it is far wiser to soak limited areas to a six to eight inch depth on successive evenings than to sprinkle the whole lawn with a limited supply of moisture that will attract the dry grass roots up to the surface. Water sloping areas more liberally at the top to compensate for drainage losses.

## Fall Lawn Care

**FEEDING** the lawn with a balanced plant food and seeding the bare and thin spots will amply reward your effort the following spring with a sparkling, healthy new growth.

**Fall Is A Good Time To Make A New Lawn.** During the moderate fall weather, grass seed germinates quickly and makes vigorous growth. Also, few weeds germinate in the fall, thus permitting the lawn to flourish without interference.



**LAWN  
TROUBLES?  
CONSULT  
US!**



**A BLEND OF  
SEED  
FOR EVERY NEED**

**FOR SUNNY SPOTS**




Every sunny lawn site is a separate problem. No single variety of seed or mixture takes care of all situations. But there is a best seed or combination for YOUR sunny lawn and we know them. Let us help you plan and grow the lawn you want.

**... OR SHADY LOTS**



Cool shade is an extra difficulty in lawn growing. Wherever it exists, you need our special shade mixture. These excellent, shade enduring grasses and clovers have given superb results on many shaded lawns in this section.

**... OR SPECIAL NEEDS**



Parks, playgrounds, and golf courses need their own types of grass . . . all different. We have the right seed for all special uses. Just bring your problem to us . . . we'll furnish the seed you need and the know-how to make it grow.


**How Much Seed?**

Skimpy seeding is costly in the long run. Plant enough to get a thick, heavy mat of grass and you'll need far less reseeding. The wise minimum for new lawn planting may be figured from this table:

Size of plot	Square feet	Amount of seed
10x20	200	1 lb.
20x50	1,000	5 lbs.
20x100	2,000	10 lbs.
50x100	5,000	25 lbs.
100x100	10,000	50 lbs.

For re-seeding, use at least half the amount.

**A Good Lawn Starts From Good  
LAWN SEED**



**AND LOCALIZED KNOW HOW**

Many fine lawns in our area got their start right here in our store. A knowledge of our climatic and soil conditions plus the experience of knowing what seeds grow best under given conditions is your assurance that *we know what your lawn needs.*

**UNHULLED BERMUDA GRASS**

Best for sunny exposure and summer lawns. Makes vigorous and persistent growth, lasts for years, stands long, hot summers well and grows well in any soil not too wet. Ideal for lawns, golf courses and athletic fields. Makes a tough, even turf without clumps and recovers quickly after cutting. For best results, sow when ground is thoroughly warm and moist.

**HULLED BERMUDA**

Highest grade Bermuda. Removal of the hard, almost water-tight hull speeds germination. With proper moisture conditions, seed germinates in one to two weeks and develops rapidly into a beautiful green lawn.

**WINTER RYE GRASS**

The winter grass for all the south. Fast-growing annual grass with long, flat leaves. Stands close and frequent mowings. Scratch seed into Bermuda sod for green lawn until Bermuda comes out again in summer. Makes a delightful green lawn in sun or shade. Must be replanted each year.

**KENTUCKY BLUE GRASS**

Deep, vivid green. Very narrow leaf blades. Plants are slightly creeping. A

**OUR FINEST LAWN MIXTURE**

Our **SELECTED** lawn mixture is a combination of the finest quality seeds—which we have developed after years of experience. All the grasses in it are fine-bladed and deep-rooting. There just isn't any better combination than this for the lawns of our territory!

fine lawn grass under proper conditions. However, we recommend it only where it has been proved.

**CARPET GRASS**

Exceedingly hardy. Does better than any other grass in poor, sandy soil. The more mowing and trampling it gets the better it likes it. Good only in certain areas.

**RED TOP**

Good for low, wet spots. Stands wet weather, and even overflowing, better than other grasses. Does well on any good, rich soil. Often thrives where Blue Grass fails.

**WHITE DUTCH CLOVER**

Although not a grass, White Clover is used extensively to supplement lawn grasses in mixtures. Succeeds best on moist ground or during a wet season.

**OTHER GRASSES**

In addition to the lawn grasses listed here, we can supply just about any other variety you need. We carry a complete line of all grass varieties that can be grown successfully in this part of the country.

**OUR SPECIAL SHADE MIXTURE**

Our **SHADE** lawn mixture is a scientifically developed blend of top quality shade enduring grasses and clovers. We've been getting excellent results with it for years and believe it will produce results anywhere that grass can be made to grow.

**One-Stop Service**

**For All YOUR LAWN NEEDS**

- SEEDS
- PLANT FOODS
- WEED CONTROLS



Whatever your lawn situation may be, it's a good idea to ask us about it!

- You can depend on us for the greatest bargain in lawn seed—the most grass of the best type per dollar.
- Food deficiencies in soil causes slow and sparse growth. We have the very best fer-

tilizers and special lawn foods to correct any condition.

- You can free your lawn of weeds in a few days. Powerful easy-to-use weed controls have made it simple. We have a full range of tested varieties.

**WHATEVER THE NEED, IT WILL PAY YOU TO SEE US FIRST**




# OUTSTANDING VEGETABLE VARIETIES RECOMMENDED FOR YOUR TRIAL




## **TOPCROP BEAN**

An excellent bush bean that won the All American Gold Medal for 1950. It is outstanding for its productiveness. Does well in the home garden, market garden and is excellent for commercial processing. Round, medium, light green pods 5½ to 6 inches long. Maturity in about 51 days.



## **RUTGERS TOMATO**

Year after year the Rutgers tomato consistently retains its popularity. Its' excellent flavor, bright red color, meaty walls and small cells makes it an obvious choice for the home or market gardener. The Rutgers plants are wilt resistant with sturdy stalk and vigorous foliage. Matures in 75 days.





## **Little Marvel Peas**

(Above) Here is a heavy yielding pea. Vines are about 18 inches high. The 3" pods bear 7 or 8 large peas. Pods are square ended, nearly round in diameter and tightly packed. They are very tender and light green in color. A good choice for freezing. 62 days.

## **Early Scarlet Globe Radish**

Here's a bright red skinned, white fleshed, consistently good favorite among radishes. It has a slightly elongated globe shape. It grows to perfection in rich, loose prepared soil. Radish growth should be quick to get that desirable tasty crispness. Radishes left in the ground too long become bitter and pithy. Matures in 24 days.



## **Calif. Wonder Pepper**

(Left) For cooking stuffed, the California Wonder is always a good choice. When chopped, its sweet flavor makes it an excellent addition to salads. It is a prolific grower, each fruit is about 4 inches long by 3½ inches wide. The California Wonder is recommended for the market grower as well as the home gardener. Maturity time is 75 days.







## BEANS, Continued

### TOPCROP BEAN (fr)

All America Gold Medal Winner for 1950. 51 days. One of the outstanding horticultural introductions in recent years. Does well in the home garden, market garden and is excellent for commercial processing. 5½ to 6 inches long round medium light green pods. Pkt. ½ lb. 45c.

### Beans, Pole

**Genuine Cornfield (Striped Creaseback)** — Vigorous-growing, prolific. Pods round, straight, light green; fleshy, tender, but somewhat stringy, matures in 71 days.

**Kentucky Wonder (fr)** — Strong climber, hardy, long-bearing. Curved, almost round pods. Slightly stringy, but brittle and fibreless. Meaty. 65 days to maturity.

**McCaslan**—Dry shelled or snap, good climber. Medium green thick, flat pods. Meaty, stringless and tender. 65 days to maturity.

**Stringless Black Creaseback**—Earliest and most prolific, stringless, green-podded pole bean. Pods 5 inches long, round, slightly curved, borne in clusters. 58 days.

### Lima, Dwarf or Bush


**Baby Potato (fr)**—1940 All-America. Small, thick-seeded butter bean with real flavor, early maturity and prolific growth. 12 to 16-in. tall.

**Burpee's Improved Bush (fr)**—Best of flat seeded bush limas. Pods contain four or five large beans of excellent quality. 75 days. Pkt. 15c.

**Fordhook Bush (fr)**—Straight pods large beans, excellent quality.

**Henderson's Bush (fr)**—Known as Baby Lima or Butter Bean. Plants small, early and bushy. 65 days. Very productive.

**Jackson Wonder (Speckled Bush)**—Pods medium size with 4 to 5 thick, large beans. Drought resistant and very prolific. Dry beans mottled in color. 66 days.



FORDHOOK BUSH LIMA

### Lima, Pole

*Follow same plan as for other pole beans but plant seed two weeks later.*

**Florida Butter Bean** — Dependable, popular, prolific. 78 days.

**King of the Garden (fr)** — Flat, smooth pods with four or five white, large, flat beans. 88 days.

**Sieva, Carolina or Small White**—Plant 10 to 12-ft. tall, and bears over a long season. Medium green pods with 3 to 4 beans of excellent quality. 77 days.

### BEETS

*Deep, rich sandy loam produces finest beets. As soon as ground can be worked sow in drills 18" apart and press soil firmly over seed. Each "seed" is a fruit with several true seeds. No matter how thin beets are sown, they will need thinning. Make three sowings, one early, one three weeks later and one 60 days before fall. When tops are 3" to 6" tall pull them and use for cooked greens. Continue this until roots stand 6" apart.*

**Crosby's Egyptian (fr)** — Widely grown for early beets. Flattened globe shaped roots with small tap root. Ex-

**ALL PRICES  
IN THIS CATALOG  
ARE SUBJECT TO CHANGE  
WITHOUT NOTICE**

cellent quality, tender and sweet. 60 days to maturity.

**Detroit Dark Red (fr)**—Standard of excellence in table beets. Smooth, globular roots of deep ox-blood red—sweet and tender. 68 days.

**Early Blood Turnip**—Medium early. Tops medium, somewhat coarse. Bright red. 65 to 70 days.

**Early Wonder**—Early variety. Semi-globular, tender, blood-red. 58 days.

### BEETS, STOCK (Mangel Wurzel)

*Sow seeds in early fall and spring in rows. Plant 2½" to 4" apart. Later thin to 10" apart.*

**Mammoth Long Red**—Very popular, 30 to 50 tons per acre. Roots grow half above the ground. Light red, flesh white with rose tinge. 110 days.

### BROCCOLI

*Plant and cultivate like cabbage and cauliflower.*

**Italian Green Sprouting (fr)**—Plant bears a succession of sprouting heads about 5-in. long, which, if kept cut, will be replaced by others 8 to 10 weeks. 55 to 65 days.

### BRUSSELS SPROUTS

*Easy to grow wherever conditions are favorable for late cabbage, and requires same culture. As sprouts begin to form remove lower leaves so that all nourishment sent to lower stem will be forced into the sprouts. Do not use until after heads have matured.*

**Long Island Improved** — Compact, uniform dwarf size plants. Cabbage-like sprouts 1¼" to 1½" in diameter. One of the most dependable varieties. Edible in 90 days.

### SWISS CHARD

*Requires about same treatment as beets. Cultivate frequently. Leaves may be gathered during summer and fall. New ones will grow quickly.*

**Lucullus**—Most popular Chard. Upright in growth, with yellowish-green curled, crumpled leaves. Thick, broad and light green stems. 50 to 60 days.

**Rhubarb Chard**—Heavily crumpled leaves, dark green with a translucent crimson stalk. Easily grown, everywhere. A different, tasty, delicious flavor — cook stalks and leaves together for a new taste thrill. 60 days.



## PICK BEANS YOUNG FOR CHOICE EATING

It pays a home gardener to know some facts about this nutritious food crop, which yields more food for the space occupied than most other vegetables, and which he can eat at their most delicious stage, just before the seeds have begun to mature.

If pods are kept picked so that seed is never matured, the plants will continue to bear as long as they remain vigorous and green. So almost twice as large a yield can be enjoyed, if all pods are harvested when they are at their best, for cooking, canning or freezing.

All the old varieties of beans had stringy, fibrous growths running the whole length of the pods. These strong, tough strings were a

tedious job to remove, so plant breeders got busy many years ago, and began producing varieties of beans in which these "strings" were eliminated. The improved varieties were then called "stringless" beans, easy to break or "snap" into pieces—which accounts for this type of bean being called snap beans.

Pole beans are the heaviest yielders of the family. They are later in season and more tender to cold than bush beans. They should not be planted until the weather is settled and the ground warm. They must be provided with wire or cord to climb, and planted at least six inches apart. Be sure to enrich the soil for beans by applying at least four pounds of plant food for each 100 feet of row.



**CABBAGE**

Sow seed in drills 6" apart across the bed, dropping the seed 5 to 6 to the inch. Firm soil after covering, then water thoroughly. Keep beds moist but not soaking wet. Seed germinates 3 to 8 days depending on temperature. Transplant to open ground when plants have made fourth pair of leaves. Space 12" x 24". Use plenty of good commercial fertilizer. Cultivate frequently, every 5 or 6 days until cabbages are large.

**Charleston Wakefield** — Point-head, large, hardy. Splendid first early cabbage for home use. Plants medium, vigorous, slightly spreading. Leaves rather large, smooth and thick. 71-75 days to maturity.

**Copenhagen Market**—Excellent, early short season type. Short stems, 6½-in., 3½ to 4-lb. heads. 65 to 70 days.

**Early Flat Dutch**—Good second early variety. Plants medium. Very vigorous. Large, flat solid heads 6-in. deep, 11 to 12-in. in diameter, 11 to 12-lb. Edible in 90 days.

**Golden Acre** — Extra early variety producing uniform well-balanced head. Weighs about 3 lbs. Excellent quality. 65 days.

**Glory of Enkhuizen** — Large heads, round, solid, gray-green outer leaves. Excellent quality, mid-season variety. Good shipper, for local markets and sauerkraut. 77 days.

**CHINESE CABBAGE**

Must never be grown as a spring crop since it will only go to seed. Plant after June 15, as days are getting shorter, then it will head. An excellent succession crop to follow early peas.

**Chihili or Improved Pekin**—Dependable, early. Solid, tapered heads, 3 to 4-in. thick, 18 to 20-in. long. 75 days.

**CARROTS**

Use sandy loam enriched by manure the previous year, if possible; but any good land if deeply and well worked will produce a good crop. Sow seed as early as ground can be worked. Sow seed ½" to 1" deep in drills 16" to 18" apart. Press soil firmly above seed. When plants appear use cultivator or wheel hoe and thin from 2" to 6" apart, according to type. Keep cultivated.

**Chantenay, Red Cored (fr)**—Root has thick shoulder and tapers to slight stump root, 5-in. long. Red cored. 70 days to maturity.

**Danvers Half Long** — Sweet, tender

roots, 6 to 7-in. long tapering to a blunt point. Fine for storing. 75 days.  
**Improved Imperator (fr)**—Fine-grained, tender. Rich orange, indistinct core. Roots smooth, tapered to semi-blunt. 77 days.

**Long Orange (Stock Carrot)**—Large, strong tops. 11" roots taper to a point. Red-orange color. Flesh similar in color to exterior with core of lighter shade. 88 days

**Oxheart or Guerande**—Excellent for shallow soil, easy to harvest. Chunky, tender and sweet. Bright orange. Keeps well. 72 to 75 days.

**CAULIFLOWER**

Packet, 25c

Needs rich soil and abundant watering. Cultivate same as cabbage but protect heads from sunlight to insure the prized white curd. This is done by gathering leaves together loosely as soon as heads begin forming, and tying them well at the top.

**Early Snowball(fr)**—Best and most widely used early variety. Medium, firm compact heads of fine flavor. 6-7 inches in diameter. 55 days.

**CELERY**

Start in shaded hotbed 60 days before needed. Cover seeds ¼". Transplant when 6" high. In setting outdoors, don't get soil in or over crown. Set 7" to 12" apart. Soil must be rich, moist and loose. As soon as plants have grown to 1½" to 15" tall, set 12" boards on both sides of row and hold in place with earth. Or 4" drain tile can be used to blanch individual stalks. Celery must have warm, settled weather. If chilled, plants are likely to go to seed. Keep soil well fertilized and moist. Crop matures in cool weather of autumn.

**Golden Self Blanching, Dwarf**—Compact plants, yellowish green foliage. Broad solid stalks, nutty flavor. Blanches readily. 120 days.

**COLLARDS**

Sow seed heavily and transplant when 4" high; or sow in rows in permanent beds and thin to 16" to 18" apart when plants are well started.

**Cabbage Collards**—Combines qualities of cabbage and collards, but finer flavored than either.

**Southern or Georgia**—An excellent cooked green. Long stemmed plant, with clustered leaves. Withstands heat and bad soil. 24 to 36 days.

**SWEET CORN**

For the home gardener, the simplest way to plant sweet corn is in rows or drills, not in hills. Plant on north side of garden or so late summer shade from your corn does not retard growth of other nearby vegetables. Space the rows 36" apart, and plant a seed about every 3". Thin stalks to stand 9" to 12" apart in row. The drill should be 3" to 4" deep, but don't cover seed with more than 1" of soil. The drill or furrow can be filled in as the plants grow to anchor them against the wind. In hills, plant 4 to 6 grains per hill. Later thin to 2 or 3 stalks to a hill. Space several plantings at intervals of 14 days for continuous crop.

Removing suckers has been standard practice with practically all growers. Now, experiments prove that removing suckers merely takes away extra food-producing leaves and so hurts rather than helps growth. Also, suckering often disturbs roots enough to injure plant. Always plant corn in several short rows side by side rather than one long row. Corn is pollinated by wind and rows side-by-side mean that all the stalks can be reached by the pollen. Many home gardeners, on reading newspaper accounts of corn de-tasseling, assume that this is necessary to set ears. On the contrary, removing tassels may cut the crop seriously. Detasseling is only done where hybrid corn is raised for seed purposes: The more pollen that flies, the better the set of kernels. So don't detassel sweet corn in the home garden. If weeds are under control, stop cultivating. If weeds are bad late in the season, work the soil as shallow as possible to avoid injuring surface feeder roots.

**Hybrids**

We offer Hybrid Sweet Corn varieties known as the best for your garden—the finest that can be procured anywhere. We list here only a few of these choice kinds. Whatever your needs or your preference, be sure we can supply you with the kind of corn you want. Talk it over with us.

**Golden Cross Bantam (fr)**—Extremely uniform. Ears 10 to 14 rows, slightly lighter yellow than Golden Bantam. Highly resistant to Stewart's disease. 85 days.

**Ioana (fr)** — All-America. Ears 7½ to 8-in., well-filled with 12 or 14 rows of deep, medium narrow, light yellow kernels. Highly resistant to drought and bacteria wilt. 87 days.

Continued on Next Page

**SOIL TOO HEAVY IF CARROTS "CORKSCREW"**


Heavy, clay soils because of their density resist the downward growth of long, slender rooted vegetables. For instance, Imperator Carrots and Icicle Radishes will twist and bend to follow the lines of least resistance to growth in heavy soil. This unusual appearance is called "Corkscrewing" and it visually indicates lack of soil porosity and humus.

Sand added to heavy soil will assist in relieving density but it should be accompanied with peat moss or one of the new Vermiculite materials. Vermiculite is a sterile type of rock which has been heated and caused

to explode into a highly absorbent substance that is about the size of gravel.

Peat moss is a selected, organic material formed years ago by the growth and decay of various aquatic plants. It, too, relieves soil density as well as supplying organic material and contributing to the formation of humus. It also binds and increases moisture holding capacity in sandy soil and acts as a reservoir for soluble plant food.

Both Vermiculite and peat moss absorb moisture during wet periods and hold it for the plant roots when they need it during dry weather.





## SWEET CORN—Continued

### Open-Pollinated

**Country Gentleman or Shoe Peg (fr)**—Prolific late variety. Favored by canners. Irregular kernels, very deep, sweet. 93 days.

**Golden Bantam (fr)**—The best and most favorably known of all the yellow varieties. Stalks often have 2 ears. Ears 8 rowed, kernels broad, with tender hull.

**Stowell's Evergreen**—White. Large ears about 8" long. Big kernels. Very sweet. Good late variety. 93 days.

### ROASTING EAR CORN

**Adams Improved or Large Early**—Large-eared roasting variety, earlier than Trucker's Favorite, 12 to 14 rowed. Kernels white and tender when young. 70 to 73 days.

**Trucker's Favorite**—Extensively used for roasting ears and shipping. Ears 12 to 16 rowed. Kernels white, fairly tender, and moderately sweet. 70 to 75 days. Plant early or late.

### CUCUMBER

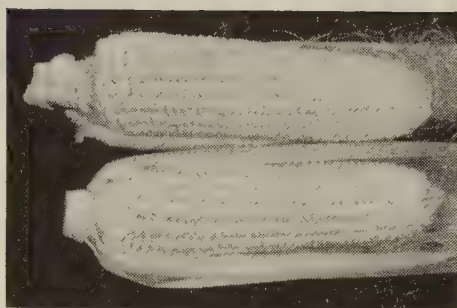
Select soil fully exposed to sun and enrich thoroughly with fertilizer. Sandy soils with plenty of compost are best. Roots have difficulty on heavy soils. Plant 8 to 10 seeds in a "hill." Plant each hill about 36" apart. Cucumber vines like to stretch out, so plant rows about 4 feet apart. The old tale that melons or squash will cross pollinize with cucumbers and affect their taste if planted nearby is untrue. When vine is 6" long, thin to three strongest plants. Keep fruits picked to promote continuous fruiting. Use plenty of moisture; cucumbers are 90 per cent water.

**A and C**—A long dark green cucumber which merits a trial. Uniform, nearly cylindrical, rounded at ends.

**Chicago Pickling**—Vigorous grower. Fruits medium dark green. 6" to 7" long when grown. Slightly tapering of even size. 58 days.

**Early Fortune**—Rich, dark green fruits with firm, crisp, pure white flesh. Grows to 9 by 2½-in. Ships well and is highly resistant to disease. 66 days to maturity.

**Long Green Improved**—Black spined, good pickling. Grows 10 to 15 in. long. Matures in 70 days.



STOWELL'S EVERGREEN

**Straight Eight**—Unsurpassed as slicing cucumber. All-American Selection. 2½-lb. fruits, rounded at ends, medium green. 68 days.

**White Spine Improved**—One of the earliest and most prolific of the white spine cucumbers. Fruits 7" to 8" long, 2½" in diameter. Dark green. 60 days to maturity.

### EGGPLANT

Requires continuous warm weather for best results. Seed should be started in a hotbed, as it is slow to germinate. Set plants in open ground when 2" tall and protect from hot sun when young. Be sure to keep young plants developing rapidly. Cultivate freely. To produce large fruits, remove lateral branches so as to reduce number of fruits per plant. Spray to protect from potato bugs.

**Black Beauty (fr)**—Large, egg-shaped, smooth, very dark purple fruits. Plant bears 4 to 5 fruits. Early.



**Florida High Bush**—Plant upstanding, holding fruit off the ground. Fruits elongated tapering toward stems. Dark purple. Hardy variety, resistant to drought and root rot. 85 days.

### ENDIVE

Strictly a cool-weather crop: gets bitter at temperatures much above 80 degrees. Even moderately warm weather causes the plants to produce seed stalks. Plant very early. For late fall, sow early in middle autumn. Use last planting as late fall salad crop, and store surplus in cold frame or cellar by digging each plant with ball of soil. Plant in shallow drills with rows spaced 18" apart. When 4 inches tall, thin out to stand 6 inches to a foot apart. To blanch gather the outer leaves together and tie with soft twine or raffia. Do this when plant is nearly grown. Strings should be untied after a rain to permit leaves to dry and avoid rotting.

**Full Heart or Escarole**—A strongly bunched mass of thick, slightly crumpled leaves, well blanched heart. Upright growing plant about 12 inches in diameter. 71 days.

**Green Curled Ruffec**—Plants 16 to 18-in. in diameter. Fine fall variety. White, tender, fleshy. 95 days.

### HERBS

(Aromatic, Medicinal and Kitchen)

Every garden has a place for herbs, in the vegetable garden or for their ornamental appearance in the flower garden.

**Anise**—An annual—used for garnishing, seasoning and for cordials. Seeds have an aromatic flavor. Plants 14". 75 days.

**Basil**—Sweet — Annual; Ht. 12" to 18". Leaves, green or dried, are chiefly used as a seasoning for soups, stews, etc. 85 days.

**Borage**—Annual; Ht. 12-18". Young tender leaves are used as salad and also used to flavor lemonade and other cooling drinks. 80 days.

**Caraway**—Biennial; Ht. 18-24". Seeds used for flavoring. Young leaves and shoots used for flavoring salads. 70 days to maturity.

**Coriander**—Annual; Ht. 24-30". Seeds used for flavoring and in candy and to mask taste of medicine. 75 days.

**Chives**—Perennial; Ht. 6". Tops, finely chopped for adding mild onion flavor to soups, stews, salads, etc. 80 days to maturity.

**Dill**—Annual; 2' to 3'. Seeds and leaves used for flavoring—especially for dill pickles. 70 days.

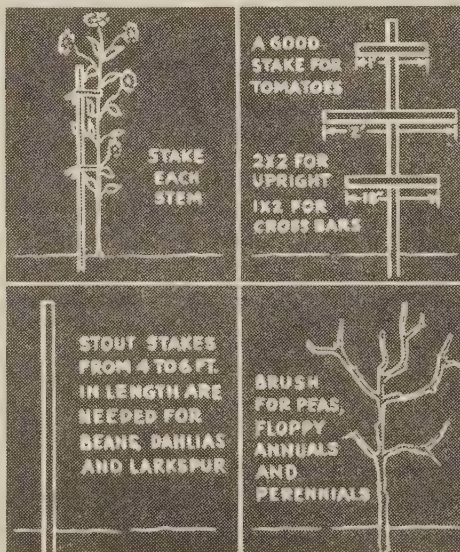
*Continued on Next Page*

## STAKING PROTECTS . . .

Properly staked plants insure an orderly garden. Lack of proper staking means that you are reasonably sure to have some wrecked and messy beds later in the season. A heavy rain or wind storm is likely to knock over tall and heavy foliage plants which naturally have stems not sufficiently sturdy to stand up under such circumstances.

Careful tests have shown that on a given ground area more tomatoes can be grown on plants pruned to a single stem and tied to a stake or fence, than in any other way. They ripen earlier, too, and in many ways this method is best for the small vegetable garden.

Keeping tomato plants pruned and tied needs constant attention. At the joint where each leaf grows on the main stem, a branch will develop, and this must be cut or pinched



## . . . INCREASES YIELD

off before it is four inches long, otherwise its removal may weaken the plant.

Delphiniums are the first plants in the garden to show the need for staking. The heavy spikes of bloom on these stately perennials make them singularly susceptible to destruction by winds or heavy rains. Stake them before the buds start to open.

Gladiolus with heavy spikes of bloom are likely to need stakes. Lilies and iris of the taller types also need this assistance. Tall African and French marigolds are tipped over by wind or rain and become a jungle. Staking would have saved them.

The first requisite of good staking is that the stakes should be strong and capable of holding up the plant, but as unobtrusive as possible. Green painted stakes are least conspicuous.



**HERBS, Continued**

**Fennel, Sweet**—Biennial; Ht. 2' to 4'. Leaves are used for garnishing, fresh stems tender, eaten raw like celery or in salads. Seeds used for flavoring. 60 days to maturity.

**Margoram, Sweet**—Annual; Ht. 1' to 2'. Used for seasoning either fresh or dried. 70 days.

**Rosemary**—Perennial used as annual; 2' to 4'. Fragrant odor and warm, pungent taste, acceptable seasoning.

**Sage**—Perennial; Ht. 14" to 16". Used for seasoning either fresh or dried. Matures in 75 days.

**Thyme**—Perennial; Ht. 8" to 12". Aromatic foliage used as seasoning. Edible in 85 days.

**KALE OR BORECOLE**

Early fall or spring sowing. Either in rows or broadcast. To produce large plants have rows 2' apart and thin to 2" in rows. Leaves are best after coming of cool weather in fall.

**Dwarf Siberian**—Hard and productive. Bluish green foliage. Leaves large and spreading. 65 days.

**KOHLRABI**

Sow seed in early spring or fall and when well established thin to 6" apart in the row. Even better to start it in beds and transplant same as cabbage. Planting at intervals of 10 days gives tender bulbs until hot weather. Must be used when young. Woody when old.

**White Vienna Early (fr)**—8 to 10-in. leaves on slender stems. Bulbs 2 to 3-in., globular light green. Crisp, tender, clear white flesh. 55 to 60 days.


**LETTUCE**

Keep lettuce growing rapidly for best results. A light, rich soil needed for this. Earliest varieties must be started from seed in cold-frame. As soon as open ground can be worked, transplant. For later use, sow seed in open ground as soon as weather is favorable. Thin plants in rows 4" to 8" depending on variety.

Remember that lettuce is a fast-growing, rich feeding crop. Give it plenty of water. And use your compost or well-rotted manure liberally on the lettuce row. A light sprinkling of nitrate of soda will pay, too, because lettuce thrives on lots of nitrogen.

**Heading or Cabbage**

**Big Boston or Mammoth Boston**—Popular for cold frame forcing and



IMPERIAL No. 847

outside culture. Medium, compact, heads with creamy yellow heart. Smooth, glossy leaves, edges wavy, and slightly tinged with reddish brown. 75 days.

**Great Lakes**—All-America award. An outstanding new Iceberg or Crisp-head type. A summer lettuce that stands heat well and is very resistant to tip burn. Heads medium, solid, and very crisp.

**Iceberg**—Late, large variety. Compact heads, crumpled, crisp and sweet. Leaves light green, slightly brown on edges. 85 days.

**Imperial No. 847 (Florida Iceberg)**—Heads are of good size and solid. Does well in hot weather, and is resistant to tip burn. Hardy. 83 days.

**New York**—Long distance shipper. Large curled heading lettuce. Dark green. Curled edge leaves. Well blanched heads. Sweet, tender. 80 days to maturity.

**White Paris Cos or Trianon**—Medium large self-folding, dark green leaf shaped heads. Greenish-white, well blanched interior. 66 days.

**Loose Leaf Varieties**

**Black Seeded Simpson**—Light green, frilled and crumpled. 45 days.

**Oak Leaf**—The most popular leaf lettuce for home gardens. Rich, dark green leaves, tender and delicious. Excellent resistance to hot weather.

**MANGEL WURZEL**

(SEE BEETS, STOCK)

**MELONS**

**MUSKMELON AND CANTALOUPE**  
Easily injured by cool weather. Before planting, spade liberal forkful of well rotted manure into each hill. Plant 8 to 10 seeds to a hill. Thin plants to four per hill after third leaf develops, and train vines in different directions. On moist ground, use shingles to hold melons off ground to prevent rotting. If grown in cool weather or where nights are cold, will not bear well and melons will have poor flavor.

**Banana**—Fruits smooth and slender, 20 inches long and 4 inches thick, resembling a banana. Flesh salmon color, with banana-like flavor. 90 days to maturity.

**Hale's Best**—Flesh thick, deep salmon-pink, sweet and tasty. Heavily netted rind, with faint stripe. Small seed cavity. Outstanding variety, resistant to powdery mildew. 4 lbs. 86 days.

**Hearts of Gold or Improved Hoodoo**—Nearly round 2-lb. fruit, distinctly ribbed, deep green with fine grey netting. Thick, deep salmon flesh, tender sweet. 94 days.

**Honey Dew**—The well-known green-fleshed melon for warm climates. Smooth, ivory colored skin. Flesh is sweet and juicy. 112 days.

**Rocky Ford, Golden Lined**—Fruits small, with rather large seed cavity. Nearly round, weight 2½ lbs. No ribs. Flesh thick, green with gold tinge at center. Very juicy and spicy. Excellent quality. 92 days.

**Texas Resistant Number 1**—New mildew and aphid resistant melon. Rich salmon-colored firm flesh, sweet and slightly musky-flavored. Small seed cavity, with few compact seeds. Moderate netting, firm rind. 4½ to 5½ in. diameter. Very prolific.

**WATERMELON**

Requires about same culture as muskmelon, except the vines need more room. Fertilize each hill liberally and cultivate thoroughly.

**Cletex**—Dark green, irregular mottling on lighter green background. Flesh red and sweet. Large size, cylindrical shape. 90 days.

**Dixie Queen**—Very prolific. Bright red, crisp, splendid quality fibreless flesh. Very few small, white seeds. 85 days to maturity.

Continued on Page 12

**WHAT THE GREAT SAY ...**


George Washington's notebooks are replete with observations to improve his gardens and farms. "I know of no pursuit in which more real and important services can be rendered to any country than by improving its agriculture," he states. On soil fertility, conservation, and crop rotation, George Washington's observations are as fresh as though written yesterday.

Poets and militarists alike all through the ages have recognized the importance of gardening and the healthful outdoor life it affords.

When you have a garden  
You have a future  
And when you have a future  
You are alive.—Frances Hodgson Burnett

God Almighty first planted a garden. And, indeed, it is the purest of human pleasures.

—Francis Bacon

**ABOUT TILLING THE SOIL**

A farm, however large, is not more difficult to direct than a garden, and does not call for more attention or skill.—Thomas Jefferson.  
I am glad to reflect how much more delightful to an undebauched mind is the task of making improvements on the earth than all the vainglory which can be acquired from ravaging it by the most uninterrupted career of conquests.—George Washington.

You can't forget a garden  
When you have planted seed.  
When you have watched the weather  
And know a rose's need.—Louise Driscoll

Oh Adam was a gardener and God who made him sees

That half a proper gardener's work is done upon his knees.—Kipling.

As for the leaves that in the garden bloom  
My love for them is great, as is the good  
Dealt by the eternal hand, that tends them all.—Dante.



**WATERMELONS, Cont.**

**Florida Giant or Black Diamond**—A huge melon, growing sometimes to weight of 100 lbs. Oval-round with blunt ends, it has dark green skin and thick, tough rind. Flesh is of excellent quality, firm and red. 90 days.

**Irish Gray** — A very good shipper. Hardy and productive. Fruits large, smooth, creamy-white tinged with green. Rind tough and hard. Firm, bright red flesh. 95 days.

**Kleckley's Sweet or Wondermelon**—Large, cylindrical, dark bluish-green, with thin, tender rind. Bright red, juicy, sweet flesh, creamy-white seeds with traces of brown. 85 days.

**Stone Mountain**—Also called Dixie Belle. High quality shipping variety. Fruits very large, oval-round, blunt ends. Dark green, tough rind. Flesh rich scarlet, fine grained, sweet. Seed white with black tips. 90 days.

**Tom Watson**—Red heart strain. Large fruit, uniform cylindrical, with tough elastic rind, faintly veined. 90 days.

**MUSTARD**

Sow as early as possible in the spring. Keep rows 6" to 12" apart and cover with soil 1/2" deep. You may also sow seed in autumn to raise greens and for salads.

**Chinese Broadleaf** — Large oblong, slightly crumpled leaves, scalloped at edges. Medium green, vigorous plants. 45 days.

**Florida Broad Leaf**—Vigorous, upright plants. Leaves large, broad and deep green; quick grower. 43 days.

**Mustard Spinach or Tendergreen**—Wholesome, quick growing green, combining mustard and spinach flavors. 28 days.

**Southern Giant Curled**—Large, frilled and crumpled. Light green leaves. 35 days to maturity.

**OKRA OR GUMBO**

Sow in rows about 3" apart. Cover seeds with about 1" of fine soil firmly pressed down. Thin plants 18" to 24" apart when they reach 3" growth. Do not plant until ground is warm, as this is a tender, hot weather plant. Pick before woody fibres develop.

**Clemson Spineless**—All-American Silver Medal Award. Pods are rich green, straight, uniform ridged and of best quality. 56 days.



OKRA

**Dwarf Green**—Early, prolific dwarf growing sort. Dark green fluted, 5 to 7-in. pointed pods. Most desirable, compact growing okra. 50 days.

**Perkin's Mammoth Long Pod**—Early and prolific. Very tender, long pods. Deep green and slightly corrugated. Edible in 68 days.

**White Velvet** — Early and prolific. Pods pale greenish-white, 6 to 7-in. long. Meaty, tender. Strong, tall-growing, 3 1/2 feet in height. 62 days.

**ONIONS**

Plant as soon as soil can be prepared. For best yield, plant on very fertile land—fall plowed, and thoroughly fertilized. When plants are a few inches tall, thin to prevent crowding—using the plants removed as green onions. Leave 4" apart for globe-types and 6" for the big Spanish types to mature for dry onions. Latter can also be started indoors for largest bulbs and can be set out 6" apart after frost danger has passed. All onions need liberal feeding and waterings. Those left to become fully ripe can be stored for winter. Cultivate and hand weed every 2 weeks during summer.

**Yellow Varieties**

**Prizetaker**—Large, globe shaped, with glossy, thin straw-colored skin. Coarse, mild flesh. Sometimes weigh as much as 4 lbs. each. 102 to 104 days.

**Yellow Sweet Spanish**—Large, globe-shaped, exceptionally mild and sweet—excellent for eating raw or boiled. Light yellow skin and pure white, firm, crisp, and tasty flesh. 112 days.

**Yellow Bermuda**—Very early, medium sized, flat. Thin loose skin. Flesh nearly white, mild and sweet. The most widely grown Bermuda Onion. 92-94 days to maturity.

**Yellow Globe Danvers** — An oval shaped straw-colored onion. White flesh, crisp and mild. Splendid keeper. 110 days.

**White Varieties**

**Crystal Wax Bermuda** — Sometimes called White Bermuda. Bulbs flat, medium-sized, clear white. 92 to 94 days.



**White Portugal or Silverskin**—Excellent flat variety. Dependable cropper, excellent for sets, for green bunching, or as a pickler. 100 to 102 days.

**Red Varieties**

**Red Wethersfield** — Bulbs medium large, flat on bottom, sloping top. Purplish red. Fine grained, firm flesh, white slightly flushed with pink. Strong flavor. 100 days.

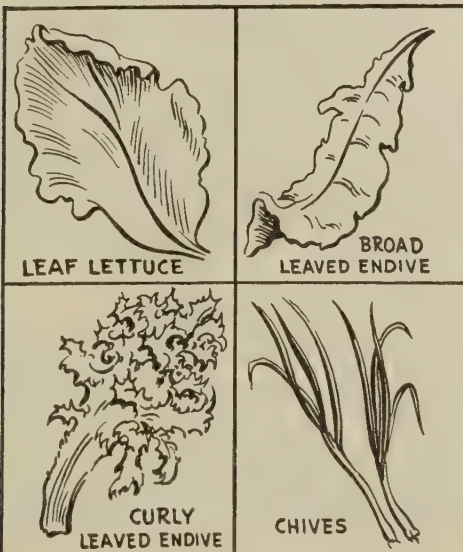
**ONION SETS**

Onion sets used instead of seeds will produce earlier crops of green onions or large bulbs. Plant seeds right side up and cover with garden rake; then firm the soil well over the sets.

The quickest way to get onions early. We offer choice, select, dry sets, of the highest quality. (Prices on application.)

**ONION PLANTS**

Sturdy, hardy plants that come to you all ready to set out. Ask for prices.

**THESE GREENS HELP WIN FAME FOR YOUR SALADS**

Home gardeners have a wonderful opportunity to enjoy tasteful, tempting salads all summer long.

The kind of lettuce you can grow at home—really crisp, fresh leaf lettuce—is the kind every master chef sighs for and can't get. As soon as your soil is workable, plant a row of black Seeded Simpson, or Oak Leaf. Or if you like head lettuce, try Big Boston, a butter-head full-flavored kind you can't buy on the market.

Hot weather is hard on most lettuce, but try Great Lakes: you'll be surprised how well it grows and how slowly it bolts to seed. And you'll be delighted with its good crisp head lettuce flavor.

For a real treat, try Oak Leaf. It combines

the wonderful flavor and quality of leaf lettuce with the productivity and crispness of head lettuce. If allowed to stand, it produces loose heads.

Endive comes in two types, broad and curly leaved. Both have a distinctive flavor. They stand both hot weather and frost. A late sowing should always be made to mature in the fall, when frost improves the flavor.

Chives is a most useful salad vegetable. It is a cousin of the onion of which the leaves are used. They have a delicate onion flavor, just enough to season the salad. Chives grow from seed easily, and a plant lives many years. It bears an attractive lavender flower and is often used as a border along the garden path.




1950 GOLD MEDAL WINNER

1950 GOLD MEDAL WINNER

SQUASH, Uconn

BEAN, Topcrop



TOMATOES, Rutgers



# HOME GARDENING GUIDE



## SAVE YOUR GARDEN ANNUAL FOR FUTURE USE

On this and succeeding pages of our Garden Annual is the "Home Gardening Guide"—a wealth of information to the beginning gardener as well as the veteran. Here you will find practical everyday facts that will give you a good foundation to better gardening of vegetables and flowers.

You can easily recognize these guide posts by the red head at the top of the page.

**Keep your Garden Annual handy.** We have planned it to give you information the year round. If you have an unanswered question after consulting the Home Gardening Guide, **come in and ask us personally.** We have a wealth of information and experience in local planting problems—it's your's for the asking.

### On Planning Your Garden

No one can fully plan your garden for you, because garden planning is a highly personal, individual matter. Give your own ideas and desires plenty of play—and you'll enjoy your garden more. There are certain absolutely basic facts that apply to all home garden planning.

**1—Divide the garden into three sections if possible, (1) Root vegetables, (2) Leaf vegetables, and (3) Fruit vegetables.** By switching these three groups every year you avoid many soil-borne diseases and insects and get better use of fertilizers. This isn't absolutely necessary, but it is one of those details that the smart gardener watches.

**2—On level ground,** you can run either east and west or north and south. If east-and-west layout is used, be sure to plant taller vegetables to the north. **On sloping**

**ground,** the rows must run across the slope, not up and down. Otherwise all your plant food and much of your topsoil will go down the hill when it rains.

**3—Plan to grow enough vegetables for storing and canning.** Remember that correct storage begins with planting so provide for this when planning your garden and ordering seed.


**4—In smaller gardens, don't plant space-wasting crops** like Potatoes, Pumpkins, Sweet Corn and Vine Squash. On the farm these can be grown with the field crops, saving the more highly cultivated garden space for the more productive vegetables that need closer attention. **Many gardeners report that Zucchini and other bush squashes gave better results than Eggplant and satisfied many of the requirements for vining Squashes.**

**5—Include perennial vegetables when possible.** Rhubarb, Asparagus, Horse Radish

and Perennial Onions can be grown on one side of the garden where they won't interfere with plowing or cultivating. Small fruits should be included whenever space will permit, since the quality of home-grown berries is far better than any you can buy.

**6—Avoid growing vegetables your family doesn't like and won't eat, but be sure to include plenty of those they do like.** If they're fond of beans, for instance, don't be satisfied with a single large planting, but make several smaller plantings at two weeks intervals.

### Plan it on Paper First



Study the charts on pages 22 and 23. They will tell how far apart rows should be, how long each crop takes to mature, and how much space you will need to provide the vegetables your family likes. After you have taken into consideration the crops you want to grow, make a rough sketch showing the location of each crop, with catch crops, intercrops, succession crops indicated.





**PARSLEY**

Does best in rich, mellow loam. Seed is slow to germinate, and is helped by soaking in warm water overnight before planting. Sow early and not too deeply. Space plants 6" apart. When curled varieties are about 3" tall, cut off leaves. The new growth will be brighter and curlier.

**Moss Curled or Triple Curled**—Compact, dark green leaves, curled and fine-cut. 70 days.

**PARSNIP**

Needs rich, mellow soil for best growth. Must be planted as early as ground can be worked. Soil must be loose to a depth of 12" and cannot be heavy. Rows should be 15" to 18" apart. Cover seed 1/2" and press down soil. Thin out to 4" when plants have made a good start. Cold weather turns starches into sugar and improves flavor. Roots are hardy: leave in ground over winter if desired.

**Hollow Crown (fr)**—The most generally grown kind. Roots 2 1/2 to 3-in. thick at shoulder. 12 to 14-in. long, uniformly tapered, hollow crowned. Edible in 95 days.

**PEAS**


Early peas need a light, warm soil; but general crop thrives best in moderately heavy soil. (Avoid fresh manure and very rich or wet, mucky soil as this produces large growth of vine at the cost of quality of the peas.) Plant seed in rows at 2" depth. Keep rows 21" to 28" apart for dwarf varieties and 28" to 42" for the taller types. Gather crop as fast as it is fit to use or new pods will cease to form and those partly advanced will cease growth.

Plant variety Alaska as soon as ground can be dug. Plant wrinkled varieties (which have better flavor) when narcissus buds show color or when crocuses are in bloom. Peas are not satisfactory when weather turns hot. Tall varieties must be staked. Most home gardeners prefer dwarf varieties like Little Marvel. Peas want well-limed soil. Don't forget, inoculation improves production.

**Early and Second Variety**

**Alaska**—Wilt resistant. Used for canning and early home garden. Blunt, straight, light-green, 3-in. pods. Plants 32-in. 60 days.

**Hundredfold or Laxtonian** — Exceptionally choice and prolific. Dark green, rather coarse vines, producing



THOMAS LAXTON

**FREEZONIAN PEA**

All America Bronze Medal Winner of 1948. 63 Days. Luscious, melting peas that retain their garden fresh sweet flavor after freezing. The vigorous two and a half feet wilt resistant vines bear an excellent crop of 3 1/2 inch pods well packed with 8 or 9 medium sized peas. Pkt. 15c.

straight pointed, well-filled 2 1/2-in. pods. 62 days.

**Laxton's Progress (fr)**—Medium dark green vine, 16 to 18-in. Single pods almost an inch wide and 4 1/2 to 5-in. long, with 7 to 9 large peas. 62 days.

**Little Marvel (fr)** — Outstanding, dwarf. Fine quality, large yield. Single and double, dark green, 3-in. pods—blunt, plump, well filled with 7 to 8

medium sized, light green tender peas. 62 days.

**Thomas Laxton (fr)**—Medium height. Strong vine bears numerous dark green, blunt ended pods, 4 to 4 1/2-in. Retains flavor and sweetness. One of earliest. 57 days.

**Later Varieties**

**Alderman or Dark-Podded Telephone (fr)**—Large podded variety of the Telephone family. Excellent for home gardens, truckers, shipping to distant markets and for freezing; resistant to Fusarium wilt. Vine dark green, coarse. Pods single, very broad, plump, straight, dark green, pointed; contains 8 to 10 peas of highest quality. Seed large, wrinkled, light green. Matures in 74 days.

**Everbearing**—Long season, wilt resistant marrowy peas. Pods plump, blunt, straight, 32-in. vine. 76 days.

**PEPPERS**

Need long growing season: start indoors 8 weeks before plants are wanted. Set plants 15" x 24" and feed liberally for bigger fruits.

Warm, mellow soil in sheltered location is best. Cultivate regularly, drawing soil up around stems. When plants are 7" to 8" tall, hoe in light dressing of commercial fertilizer. Do not plant hot peppers near sweet; they are apt to cross.

**Sweet**

**California Wonder Improved**—Number one quality peppers, about 4-in. long and 3 1/2-in. diameter, very smooth, 3 and 4 lobed, glossy green, turning bright crimson when ripe. Remarkably thick walls, tender, sweet. 75 days.

**Large Bell or Bull Nose** — Very prolific. Fruits 3" to 3 1/2" long and 3" thick. Broad end almost square. Flesh thick and sweet with mildly pungent ribs. Deep green when young and bright crimson when ripe. 60 days to maturity.

**Pimento or Perfection**—Best of the medium sized sweet peppers. Excellent for stuffing. Smooth, heart-shaped, about 3-in. long. 125 days.

*Continued on Next Page*

**CHILDREN'S GARDEN EDUCATIONAL**

(Patience Saving)

Children are natural born garden lovers and with just a little help and guidance from you this spring they can enjoy the thrill of their own garden.

Having a garden of their own will not only teach children how to take care of things, but will give them a greater appreciation of Nature, when they watch the cycle of seed to tiny green shoot to flower or vegetable.

When you are cultivating your family garden this spring, set aside a special plot for the children. Pick a well drained, sunny location near your own garden. A plot eight or ten feet square is adequate.

When choosing flowers for their garden, think first of annuals, as they are fast growing, long lasting and don't require much special work. A good selection might include Marigolds, Zinnias, Nasturtiums, Cosmos and Bachelor Buttons.

For their vegetables, they can have a bountiful garden with Beans, Beets, Carrots, Leaf Lettuce, Radishes and Parsley.

By choosing such fast growing flowers and vegetables, you'll find that the children's interest won't lag—nor their appetites, when they see THEIR vegetables on the table!



**PEPPERS, Continued**

**World Beater**—One of the best large peppers. Glossy-green, changes to bright red. Mild, very sweet, thick flesh. 75 days.



WORLD BEATER

**Hot**


**Long Red Cayenne**—The hot favorite. For canning, pickling, drying. Pungent flavored fruit, tapering and twisted. 70 days.

**PUMPKIN**

Plant in middle of spring among corn; or in hills 8' apart each way. Drop 4 seeds to a hill. If planted in hills, cultivate the same as melons and cucumbers. For winter use gather before frost (leave stem 3" to 4" long) and store in warm, dry place.

**Kentucky Field or Large Cheese**—Dull orange, large ribbed fruit. Coarse, deep yellow flesh, good flavor. Edible in 120 days

**King of the Mammoth**—Largest of all pumpkins. Valuable for stock feeding and exhibition. Globular, slightly ribbed, flattened, weigh 60 to 90-lb. Flesh solid, yellow-orange, coarse, but good quality. 120 days.



SMALL SUGAR

**Small Sugar or New England Pie**—Desirable for pie or general use. Round, flat end fruit, deep orange. Thick, yellow-orange flesh. 118 days.  
**Striped Cushaw** — For stock feed. Crook-necked, 11-lb., white and green striped, thick, coarse yellow meat. 112 days to maturity.

**RADISH**

Soil should be light, quick and rich to insure rapid growth. Slow growth makes the flavor too strong. Sow as early as ground can be worked, as radishes are very hardy. Make successive sowings up to hot weather. When in the third leaf, thin to give roots plenty of room. Pull promptly when mature. The secret of crisp, delicious radishes is quick growth, prompt picking.

**Crimson Giant**—Large round, 1 to 1½-in. Deep crimson roots. Very crisp and tender for its size. 28 days.  
**Early Scarlet Globe**—Globular, slightly elongated, bright scarlet. 24 days.



FRENCH BREAKFAST

**ALL PRICES  
 IN THIS CATALOG  
 ARE SUBJECT TO CHANGE  
 WITHOUT NOTICE**

**Early Scarlet Turnip, White Tipped** Carmine red with white tip. Flesh white, crisp and mild. 26 days.

**French Breakfast**—Roots thicker toward bottom. 1½-in. long by ½ to ¾-in. Dull scarlet, white tipped. 25 days to maturity.

**Long Scarlet**—Long, straight, smooth, 4 to 5-in. long and ¾-in. thick at shoulder. Grows partly above ground. Edible in 30 days.

**White Icicle**—Tapering roots 5 to 5½-in., very white, mild flesh. 27 days to maturity.

**Fall and Winter Varieties**

**Chinese Rose Winter or Scarlet China**—Popular, very distinct winter sort. Good for late salads. Cylindrical blunt, smooth, bright rose-red. Flesh white, very firm and pungent. 52 days.

**RUTABAGA**

(SEE TURNIP)

**SALSIFY**

Light, rich soil best and it must be stirred to a considerable depth. Sow in rows 18" apart. Cover seeds firmly with ½" of fine soil and thin plants later to 2" to 3" apart in the row. Cultivate the same as carrots.

**Mammoth Sandwich Island**—A palatable and nutritious vegetable when cooked. Flavor is remarkably similar to oysters. 120 days.

**SPINACH**

Plant seed in very rich soil in rows spaced 14" to 18" apart. Keep plants thinned out from 3" to 6" apart in the row. (Seed may also be sown broadcast) Sown in fall for winter use and spring for early use.

**Bloomsdale Savoy, Long Standing** (fr)—A few days later than regular Bloomsdale Savoy. Holds from 12 to 14 days longer. 42 days.

**Giant Nobel or Giant Thick Leaf**—Large, vigorous, spreading plant, slow to form seed stalks. Heavy yielder. Large, thick, smooth, deep green leaves. 45 days.

**New Zealand** — Thrives in dry hot weather. Can be picked repeatedly all season. Not a true spinach, but similar when cooked. 70 days.

**Viroflay** — Very large, broad thick leaves, slightly crumpled. Old standard variety suitable for spring or fall sowing. Good for canning. 46 days.

**HERBS ADD SPICE TO GARDENING AND TABLE**

Herbs are again becoming an important crop in the garden.


Originally they were grown because every home needed the flavorings, medicine, and perfume which the herb bed provided. Now that modern science has eliminated the necessity for these uses, the herbs are grown for beauty and choice flavorings.

When herbs were a necessity they were grown in beds or in a special garden. Herb gardens depended more on design for their effectiveness as most of the plants are green or grayish color with unattractive flowers. Some people are making small herb gardens or herb beds today.

Chives are an excellent low border plant. Attractive foliage is crowned with showy purple flowers in spring. The leaves are tasty in salads, cheese, and egg dishes. Sage is an interesting plant for the garden. The crinkled gray foliage is attractive, and the pale lavender flowers are interesting. The leaves are famous for use in dressings.

Basil, marjoram, thyme, and rosemary are pleasing as border plants, while parsley is superb for edgings.

Every garden has a place for several of the herbs, and many gardens can have interesting herb beds or gardens.



CHIVES

DILL

SAGE

THYME





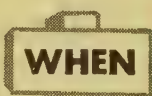
CANTALOUPE, Hale's Best



LETTUCE, Early Curled Simpson



ONION, (left) Southport White Globe and Yellow Globe Danver



## HOME GARDENING GUIDE



### On Growing Seedlings

**DON'T BEGIN** too soon, unless you have a greenhouse or light hotbed and can give the seedlings plenty of room. For most vegetables, 6 to 7 weeks is time enough to allow between seeding and transplanting. Most homes are too dark, so don't try to grow seedlings unless you can do it in a sunny window that gets direct sunshine for at least six hours. Fill shallow boxes (flats) with a mixture of 1/3 good garden soil, 1/3 clean sand and 1/3 compost, leaf mould or other well-rotted organic matter. Make very shallow rows of furrows with the edge of a ruler or a wood lath, 3" apart. Sow seeds in these rows 1" apart in the row. For most plants, a temperature of 70 degrees is a good compromise. **DON'T** let your soil dry out, and don't let it be soggy. Spray **lightly** two or three times a day, using an atomizer or bulb sprinker. When the best seedlings can be selected, thin out to stand 2" to 3" apart. Before transplanting into the garden, withhold water for 2 or 3 days. In transplanting, set the plants firmly by pressing on both sides of the stem with forefinger and thumb. If not firmed thoroughly, seedling may be killed by being hung with an air space underneath.

### Pointers on Transplanting

The value in transplanting vegetables is that it saves considerable time because the germination and young growth periods are skipped and your harvest can be made in a much shorter growing time. Transplanting causes considerable shock to the plant. The root disturbance and readjustment to its new environment can be minimized if the plants are carefully handled.

Always try to save as many leaves and roots as possible. It is better to allow the transplant to wilt slightly than to remove leaves. **Removing leaves slows up the manufacture of plant food that will help the plant recover.**

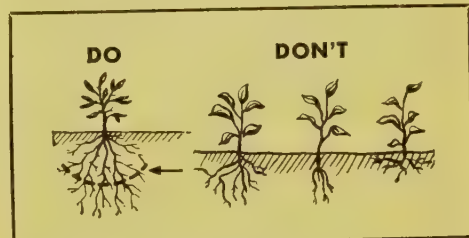
In selecting your seedlings remember they should be medium green in color, not too tall, and leaves should be free from spots or dead areas. Do not use seedlings that are red or purple in color, or show signs of yellowing except in the case of celery.

**Tomato, eggplant, and pepper** plants are tender and should not be set out before danger of frost is past. **Cabbage, cauliflower, and kohlrabi** are less tender but it is not safe to set them out much before the frost-proof date.

When soil is sufficiently moist so a ball of soil can be retained around each individual root there is less chance of injury

or of air pockets being left around roots. Use a trowel. **(It is important that roots be kept in close contact with soil so they can get moisture.)**

When seedlings are to be transplanted without a ball of soil, long tap roots should be shortened, and the whole root system placed and "firmed in" so that it is well spread out, not bunched. Soil in which roots are placed must be finely pulverized.



**Transplant in cool, cloudy weather or at evening or early morning.**

As soon as the garden has been planted, water thoroughly but gently with a fine spray. This, by the way, is the only time we **sprinkle** a garden; once the plants are established, any watering should give the soil a good soaking.

On pages 26 and 27 you will find methods of construction of seed boxes, hot beds and cold frames to handle your seedlings.

SQUASH, Early Prolific Straightneck



CABBAGE, Danish Ballhead

CABBAGE, Golden Acre



**SQUASH**

Follow same planting and culture as for melons and cucumbers. Plant summer varieties 6 or 8 seeds in hill 3' to 4' apart each way and winter squash 8' apart. Plants bear longer if squash is picked off as soon as it is ready for use.

**Summer Varieties**

**Early Prolific Straightneck (fr)**—Earlier, smaller, and more productive than Giant Summer Straightneck, and more uniform. Brilliant yellow. Fine for home or market. 50 days.

**Early White Bush Scallop**—Fruits greenish when young, become white at maturity. 3-in. long, 7½ to 8½-in. wide. 53 days.

**Giant Summer Crookneck**—Prolific, bush type plant, curved neck fruits around 4 to 5-lb., 20 to 24-in. long. 4 to 5-in. diameter. 56 days.

**Zucchini**—Straight, cylindrical fruits, 3 to 4-lb., 3 to 5-in. through, 10 to 14-in. long. Mottled and striped green-creamy-gray. Delicate flavored flesh. Edible in 60 days.

**Fall and Winter Varieties**

**Improved Green Hubbard (fr)**—Most widely grown of any winter squash. Round, warted, dark green with thick yellow flesh. Weight 12 to 14 lbs. 100 days.

**Table Queen or Des Moines or Acorn (fr)**—Acorn-shaped, green, deeply furrowed flesh rich yellow, dry, mealy, delicious. Convenient size for baking and serving in halves. 100 days.

**UCONN SQUASH**

All America Gold Medal Winner for 1950. A highly productive squash of the "Table Queen" or "Des Moines" type. Bushy plants, about three feet in diameter that do not have the rambling characteristics of most squashes. Here is an excellent keeper whose dark green shell holds a bowl of flavorful, golden flesh. About 5 inches in diameter when fully ripe. Pkt. 15c.

**SWISS CHARD**

(SEE BEETS, LEAF)

**TOMATOES**

Do best in sandy, well pulverized loam. Sow seed in hotbed or indoors. When plants are about 2" high, set out 3" apart, in boxes or pots—later transplant into the garden. Or keep in flats until weather is warm and settled, and then set plants out directly into the garden. Water around the roots of the plants when setting them out if ground is dry. Cultivate frequently until plants shade the ground. Remove all but the two or three strongest branches. Study methods of staking and training vines and adopt the one best suited to your situation.

**Earliana**—Open, spreading, medium small vines. Red fruits run to medium size. Thick; smooth fruit. 66 days.

**Jubilee**—Orange colored fruit. Juicy with few seeds. Weighs about 6 oz. Bears over a long season. 72 days.

**June Pink**—The earliest of the pink-fruited varieties. Plant open spreading and rather short. Medium size, flattened and smooth. Purplish pink. 69 days to maturity.

**Marglobe**—Moderately productive, with heavy foliage. Vigorous and resistant to wilt and rust. Fruits medium large, nearly round, smooth, and solid. Deep red. 77 days.

**PONDEROSA**

**Ponderosa**—One of the largest varieties. Spreading large vines. Solid, fine flavored, pink, with small seed cells. Somewhat rough and flat. Have a tendency to crack. 88 days.

**Pritchard's Scarlet Topper**—Medium to large round, with thick, firm flesh and small seed cavities. Brilliant red throughout, coloring right to top, without hard green spots. Free from acidity, one of the best home canners. Early.

**Rutgers**—Second early variety. Large thick stems, vigorous foliage. Fruits similar to Marglobe but flatter a stem end. Bright red, with thick walls. Red, firm flesh, low acidity. 72 days.

**Stokesdale**—An extremely important development. Smooth 7-oz. fruit, brilliant color, exceedingly solid flesh and small seed cavities. Matures in the second-early group, a full week earlier than Marglobe.

**Stone Improved**—Medium late. Ripens evenly and is uniform. Fruits large, flattened but deep. Smooth, attractive, scarlet-red, of fine flavor. 86 days to maturity.

**Small Fruited**—Red and yellow varieties, shaped like miniature pears, plums, and cherries; very attractive for preserves.

**TURNIP**

For summer greens or roots, sow as early as radishes and lettuce. Then cut when plants are 6" high. Sow again in summer for fall and winter use. Turnips do best when most of their growth is made in autumn or early spring. Should be grown rapidly for best flavor and for finest texture.

**Amber Globe**—Chiefly grown for stock. Tops large, cut leaved. Roots round, large, smooth, globe-shaped, light yellow with green top. Flesh, yellowish white, of good quality. 76 days to maturity.

**Purple Top White Globe (fr)**—Large, sweet tops. Smooth, globe-shaped roots, purple-red above, white below. Sweet tender, crisp, white flesh. 50 to 60 days.

**White Egg**—Cut leaved, medium sized, upright tops. Egg shaped roots, all white. Smooth grain. 55 to 60 days to maturity.

**Foliage Turnip**

**Seven Top or Winter Greens**—For greens or forage. Young shoots extremely tender. 50 days.

**Shogoin or Japanese Foliage**—Recently introduced and rapidly gaining popularity. 18 to 20-in. bright green tops, strap leaved. Roots are semi-round and white. Very mild. 70 days.

**Rutabaga or Swede Turnip**  
**American Purpletop**—Hardy and productive. Tender firm, light yellow, sweet flesh. 88 days.

**FEEDING IMPROVES QUALITY AND YIELD!**

By feeding their vegetables adequately, home gardeners can not only enjoy increased yields, and higher quality, but can reduce substantially the work involved in gardening. Expense of feeding plants remains partially at its prewar figure.


To apply, stretch the line to mark the row in which seeds are to be planted. Then not less than two inches away on either side, make a furrow four inches deep. Pour plant food into each furrow at the rate of one pound (or pint)

for 50 feet, and cover it with earth. Then make the drill in which seed are to be sown and proceed with planting as usual.

The standard application of a balanced plant food for evenly distributed area coverage is 4 pounds per 100 square feet (a space 10x10 feet square). You may figure one pound per pint, so an area 10 by 10 ft. requires two quarts. One quart will feed 50 square feet and one pint 25 square feet.







**Steps in Thinning Plants**

For best results, thinning should be done gradually. In case of a crop which grows best when the plants stand four inches apart, do not at first thin it to one plant for each four inches.

It is foolish to discard all excess plants prematurely when accidents, insects or disease may destroy many which are left. If thinning is done by stages as the plants grow, they will finally stand at the optimum distance from other, and there will be small chance of vacant spaces in the row.

Lettuce plants, thinned to stand an inch apart, will soon reach a size when alternate plants can be removed to make a salad; and this process may be continued until the spacing is right for the remaining plants to mature.

Carrots may be thinned the first time when they are thick as a pencil; and a dish of the thinnings will give those who have never eaten such tiny carrots before, a new idea of this vegetable.

Beets may be allowed to grow until about six inches tall, when their roots have just begun to swell.

**Steps in Growing Sweet Corn**

Sow seed in hills 3' to 4' apart each way, about 5 seeds to the hill. Don't do your planting until the ground is warm. For good supply, plant 3 times 3 weeks apart.

To, sowhills, strtech a line, just as you would for a seed drill, and along this mark the location of the hills at the proper intervals.

Scoop out a shallow depression and mix with the soil at its bottom a quantity of plant food. Mix the plant food thoroughly and cover it with fresh soil, almost filling the hole; then sow the seed and cover with light soil, which can be depended upon not to form a crust before the seeds have sprouted.

Thin out to 3 strong plants in each hill when 5" high. Light



dressing of nitrate of soda previous to or during rain will hasten the growth of young plants. Working the soil is extremely important to good growth. Hoe at least weekly until 3' high. Do not work so close to the plant as to endanger the roots.

**Staking and Fertilizing Tomatoes**



To continue growth to the main shoot trim lower leaves as plant grows (see Illustration 1 at left). Don't let the plants develop like the second one at the left. And it's well worthwhile to stake and tie the plants, as in Illustration 2.

Don't use poultry manure in growing tomatoes: It forces long, sappy growth with practically no fruit. If you do use animal fertilizers on tomatoes, be sure to balance them by adding superphosphate and muriate of potash; otherwise fruit may be poor. The best plan of feeding is to use balanced plant food for a side dressing, applying it regularly as the plants grow.



**PEAS, Laxton's Progress**

**CARROTS, Imperator**




**PEPPER, California Wonder**




**CANTALOUPE Rocky Ford**

**Hearts of Gold**



**CUCUMBER, Long Green**



**CORN, Golden Cross Bantam**





**HOW**

**WHEN**

# HOME GARDENING GUIDE

**WHERE**

**WHY**

## Best Times To Harvest

**Beans** should be tender, from half to three fourths of the mature size. They should snap easily with no fibers or strings.

**Lima Beans** are at their best just as the lower end of the pod shows a faint tinge of yellow.

**Beets** can be used at any time. The young plants are fine for greens. When the roots are large enough to handle they may be used separately. Beets are best when less than 2 inches thru.

**Carrots** can be used from finger size up. Flavor and tenderness begin to deteriorate in most varieties when they grow larger than 1½ inches across.

**Corn** is sweetest when in the milk stage. This can be recognized by the silk turning brown and dry and the cob leaning away from the stalk. When lightly squeezed there is a springy feel to the ear.

**Cucumbers** make the best salads when the seeds are still immature. The fruits are best if they are about ¾ of the mature length.

**Melons** should be vine ripened for real flavor. This can be told when the stalk starts to separate from the fruit. The blossom end should have a soft, springy feel when pressed.

**Peas** are sweetest just as the seeds reach mature size. This can be learned by pressing the pods lightly. If the seeds feel about the same size as the ones you planted, and the pod is a bright green it is ready for picking. Pods do not always develop every

seed so pick the pods when the largest seeds are ready.

**Leaf crops** for salads are best harvested in the cool of the day. They should be protected from drying immediately. Salad crops picked when slightly wilted do not regain the same crispness and flavor as when picked moist with dew.

**Radishes** may be used as soon as they are big enough to handle. They become quite hot when fully mature or if grown in hot weather. Pithiness is an indication of over-maturity.

All these except dry beans, onions, squashes, pumpkins and sweet potatoes may be kept in the same storage room if the cabbages are on shelves and the potatoes are in slatted crates or bins. The best temperature for most vegetable crops is just above freezing, i.e., 32° F. If potatoes are included, the temperature should not go below 34°. A basement without a furnace is ideal. If the house has a concrete basement with a furnace, then a room protected from the furnace heat is necessary.

Temperature can be maintained in a storage cellar by opening and closing windows.

A dirt floor is best and, if humidity is low, water can be sprinkled on the floor. Root crops can be stored in boxes of sand or soil in the basement and kept just moist.


## VEGETABLE STORAGE

Many vegetables can be kept for use during winter by proper storage. It is often cheaper and easier to store than to can them and, with some varieties, the stored quality is better than that of the canned product.

Successful storage depends upon (1) selecting vegetables of good quality; (2) picking them at the proper stage of maturity; (3) having the proper temperature and the right degree of humidity in the storeroom.

The desirable stage of maturity varies with the crop. Cabbage, onions, squashes and pumpkins will not keep well unless fully matured. Beets, carrots, parsnips, turnips and salsify should not be allowed to become fully matured, as they are likely to become woody.

Best storage conditions can be summarized thus: cool and moist—beets, carrots, salsify, turnips, winter radishes and celery; cool and moderately moist—cabbage and potatoes; cool and dry—onions and dry beans; warm and dry—squashes, pumpkins and sweet potatoes.



Small quantities of vegetables can be stored outdoors. A handy way is to sink a box or barrel about half its depth in the ground. Put the vegetables in and put on top of them a mattress cover made of burlap bags stuffed with straw. Cover over with a 6-inch layer of clean straw or leaves and then cover this with dirt to hold in place.



**BROCCOLI, Italian Green Sprouting**




**PEPPER, Pimento**

**CUCUMBER, Straight Eight**



**BEAN, Stringless Green Pod**



**BEETS, Detroit Dark Red**



**KOHLRABI White Vienna**




**CARROTS Chantenay**



DEPENDABLE

# FARM SEED



GRASSES

GRAINS

**Alfalfa**—The king of all field crops and natural soil builders. We carry a full range of varieties.

**Cow Peas**—The triple-purpose crop, good for table use, stock feed, and soil improvement. Adapted to practically every soil. Food value is exceptionally high. Be sure to inoculate.

**Hegari**—Heavy yield of green forage. Also heavy producer of grain. The juicy sweet stalks and leaves relished by livestock. Drought-resistant.

**Lespedeza**—Produces plenty of high quality hay; also good soil builder—particularly when inoculated. Stands dry, hot weather. Our selection includes Korean and other varieties.

**Millet**—Its quick growth makes it particularly desirable for hay and pasturage especially in times of drought.

**Peanuts**—One of the most profitable crops for light, loamy or sandy soil.  
**Rape, Dwarf Essex**—Excellent green food for all livestock, including hogs and chickens. An acre of good Rape will pasture 20 hogs for two months.  
**Shallu (Egyptian Wheat)** — Also known as Chicken Corn. Good for hogs, too.

**Soy Beans**—The crop of many purposes. Excellent for hay, ensilage, grain, and soil improvement.

**Sunflower, Mammoth Russian**—Enormous heads, from 12 to 20 in. across.

As poultry feed mixed with other grains it has no equal.

**Vetch**—A great producer for hay, pasturage, or silage. Good cover crop and soil builder. May be sown spring or fall, is not particular as to soil, and needs only moderate moisture.

**Velvet Beans**—Fine forage crop and a good soil builder, too. Grow rapidly. Excellent for planting in corn or in fruit groves. (Be sure to inoculate.)

## CLOVER

Lack of space prevents listing all our offerings of Clover. We carry an adequate range of varieties. Consult us as to the best choice for your own particular needs.

## Grasses

**Alta Fescue** — New all-purpose, all-location grass. An Improved Tall Fescue. Highest yielding grass for pasture, hay, silage. Grows on wet or dry, acid or alkali soil. Takes a year to establish, but lasts 20 years or more.

**Bermuda, Hulled**—The highest grade of Bermuda, with the hard, almost water-tight hulls removed. Quick growing.

**Bermuda, Unhulled** — Valuable for lawns, golf courses, or wherever a thick, heavy sod is desired.

**Carpet Grass**—Excellent permanent pasturage as its creeping growth lets it stand close grazing. Needs moisture.

**Dallis Grass**—Germinates slowly and needs plenty of moisture at the start—but comes closer to giving you year-round pasturage than any other grass.

**Kentucky Blue Grass**—Produces a close, thick turf. Stays green until late in fall. Roots are deep; plants very hardy.

**Red Top**—Valuable for most soils. A good permanent grass. Should be grazed close. Grows successfully on alkali lands where other grasses fail.

**Sudan Grass**—One of the greatest summer grazing crops. Also fine for green feed. Keep a small plot near the barn to cut and feed green to cows and horses.

## Seed Corn

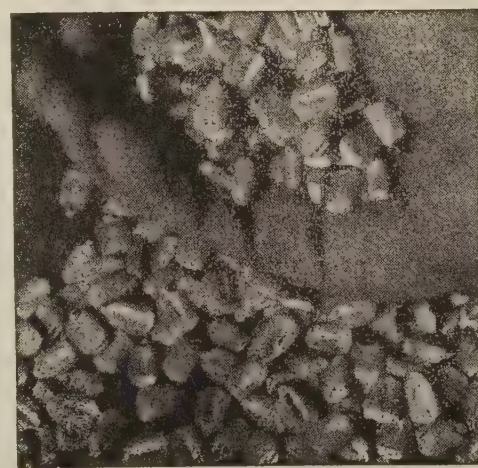
Our selection of seed corn is built on intimate knowledge of this district—and conscientious application of that knowledge. So you are always in good hands when you buy seed corn here.

## Seed Potatoes

Our certified stocks are the most economical you can plant, they reduce your hazards, give you bigger production and fewer culls. They are true to name.

## BUXTON WHITE'S Adapted Corn Hybrids

Having pioneered corn hybrids in this section, we are recognized as headquarters for the best adapted strains. Years of experience have taught us just what can be done with hybrid corn in our area. We offer the hybrids that are **right at home** on your farm—the ones that have proved **consistently good** year after year. They opened the way for tremendous gains in production and profits for growers in the Albermarle. Let them work for you. Ask for free descriptive folders. Place your order now!



Ask for our latest **COMPLETE LIST** of varieties and prices including many not listed here.

## SEED TREATMENT

More and more the coating of seed with stimulating bacteria is gaining favor with production-wise farmers. We highly recommend seed treatment for higher yields, faster germination and growth. Be sure to ask us about it the next time you stop in.



# PLANTING BY THE



## 1951 MOON PHASES and POSITIONS

Many gardeners like to govern their planting by the phases of the moon. For them, we show here all the necessary information generally shown by more voluminous arrangements. As seedsmen, we cannot vouch for the effectiveness of this method, but we are glad to provide this complete and up-to-date chart for those who want it.

### Zodiac Signs and their influence

**♈ ARIES:** Tends to dryness, barrenness. Fairly good for cultivating, spraying and weeding.

**♉ TAURUS:** Fairly productive. A good sign for planting root crops particularly potatoes and bulbous plants.

**♊ GEMINI:** Dry and barren. Not good for any kind of planting or transplanting. Kill noxious growths.

**♋ CANCER:** Moist, very fruitful, most productive of the Zodiac. Planting and transplanting should yield good crops. Irrigate, bud, graft, transplant.

**♌ LEO:** Most dry and barren sign. Use only to kill weeds, destroy roots, etc.

**♍ VIRGO:** Moist but barren. Not recommended for planting or transplanting; good for cultivating and destroying.

**♎ LIBRA:** Fairly fruitful. Seed for hay, corn, fodder, etc. Produces vigorous pulp growth, reasonable amount of grain. Good for flowers.

**♏ SCORPIO:** Next to Cancer in productiveness. Irrigate but do not dig potatoes.

**♐ SAGITTARIUS:** Generally considered barren but used by many for onions, seeding for hay, destroying weeds, etc.

**♑ CAPRICORN:** Earthly, fairly productive. Similar to Taurus but drier. Bulbous flowers, potatoes, tubers, root crops.

**♒ AQUARIUS:** Somewhat barren. Good only for cultivation and extermination of pests.

**♓ PISCES:** Similar to Cancer so use for same purposes. Very productive. Do not dig potatoes.

### When to Plant

The tables at right show when the moon enters each sign of the Zodiac. It also shows the moon's changes.

Under each month, we show first the time at which the moon enters each SIGN (day of the month and hour of the day, Central Standard Time). Then we show the moon CHANGES (day and hour) for each month.

● **1st QUARTER MOON, INCREASING**—During 1st Quarter of Moon plant the following: Asparagus, Broccoli, Brussels Sprouts, Cabbage, Cauliflower, Celery, Corn, Cucumbers, Endive, Kohlrabi, Leeks, Lettuce, Spinach, Barley, Oats, Rye, Wheat.

☾ **2nd QUARTER, MOON INCREASING**—During 2nd Quarter of Moon plant the following: Beans, Egg Plant, Melons, Peas, Peppers, Pumpkins, Squash, Tomatoes, flowers, and cereals.

When possible, plant seed while the Moon is in the fruitful signs of Cancer, Scorpio or Pisces. The next best signs are Taurus, Libra and Capricorn.

☾ **3rd QUARTER, MOON DECREASING**—During 3rd Quarter of Moon plant the following: Beets, Carrots, Chicory, Parsnips, Potatoes, Radishes, Rutabagas, Onions, Turnips, Tubers.

☾ **4th QUARTER, MOON DECREASING**—In 4th or Last Quarter of the Moon turn sod, pull weeds, and destroy noxious growths, especially when Moon is in barren signs, Gemini, Leo, Virgo or Aquarius.

JANUARY	FEBRUARY	MARCH	APRIL
1 ♌ .0:00a	2 ♋ .8:52p	2 ♋ .3:29a	2 ♋ .4:45p
2 ♍ .9:53a	4 ♎ .10:05p	4 ♎ .6:12a	4 ♎ .11:18p
4 ♈ .11:35p	7 ♏ .0:33a	6 ♏ .9:48a	7 ♏ .7:52a
6 ♎ .11:31a	9 ♏ .5:48a	8 ♏ .3:17p	9 ♏ .6:40p
8 ♎ .11:39a	11 ♏ .2:35p	10 ♏ .11:35p	12 ♏ .7:05a
10 ♏ .2:00p	14 ♏ .2:19a	13 ♏ .10:38a	14 ♏ .7:17p
12 ♏ .8:11p	16 ♏ .2:51p	15 ♏ .11:06p	17 ♏ .5:02a
15 ♏ .6:13a	19 ♏ .1:58a	18 ♏ .10:42a	19 ♏ .11:08a
17 ♏ .6:37p	21 ♏ .10:40a	20 ♏ .7:38p	21 ♏ .1:53p
20 ♏ .7:04a	23 ♏ .5:01p	23 ♏ .1:17a	23 ♏ .2:40p
22 ♏ .6:09p	25 ♏ .9:30p	25 ♏ .4:34a	25 ♏ .3:20p
25 ♏ .3:24a	28 ♏ .0:48a	27 ♏ .6:41a	27 ♏ .5:33p
27 ♏ .10:44a		29 ♏ .8:53a	29 ♏ .10:15p
29 ♏ .4:00p		31 ♏ .0:04p	
31 ♏ .7:15p			
<b>Changes</b>	<b>Changes</b>	<b>Changes</b>	<b>Changes</b>
● 7 .2:12p	● 6 .1:54a	● 7 .2:50p	● 6 .4:52a
☾ 14 .6:23p	☾ 13 .2:55p	☾ 15 .11:40a	☾ 14 .6:55a
☺ 22 .10:43p	☺ 21 .3:12p	☺ 23 .4:50a	☺ 21 .3:30p
☾ 30 .9:13a	☾ 28 .4:59p	☾ 29 .11:35p	☾ 28 .6:17a
MAY	JUNE	JULY	AUGUST
2 ♏ .5:29a	3 ♏ .8:03a	3 ♏ .2:27a	1 ♏ .9:06p
4 ♏ .2:47p	5 ♏ .8:29p	5 ♏ .3:00p	4 ♏ .8:17a
7 ♏ .1:51a	8 ♏ .9:10a	8 ♏ .2:35a	6 ♏ .5:30p
9 ♏ .2:14p	10 ♏ .8:44p	10 ♏ .0:01p	9 ♏ .0:21a
12 ♏ .2:48p	13 ♏ .5:25a	12 ♏ .6:12p	11 ♏ .4:29a
14 ♏ .1:44p	15 ♏ .10:11a	14 ♏ .8:59p	13 ♏ .6:18a
16 ♏ .9:02p	17 ♏ .11:23a	16 ♏ .9:13p	15 ♏ .6:54a
19 ♏ .0:19a	19 ♏ .10:38a	18 ♏ .8:43p	17 ♏ .8:20a
21 ♏ .0:43a	21 ♏ .10:07a	20 ♏ .9:33p	19 ♏ .11:01a
23 ♏ .0:08a	23 ♏ .11:54a	23 ♏ .1:24a	21 ♏ .5:31p
25 ♏ .0:46a	25 ♏ .5:15p	25 ♏ .9:08a	24 ♏ .3:28a
27 ♏ .4:10a	28 ♏ .2:20a	27 ♏ .8:09p	26 ♏ .3:44p
29 ♏ .10:57a	30 ♏ .1:51p	30 ♏ .8:42a	29 ♏ .4:10a
31 ♏ .8:33p			31 ♏ .2:58p
<b>Changes</b>	<b>Changes</b>	<b>Changes</b>	<b>Changes</b>
● 5 .7:35p	● 4 .10:40a	● 4 .1:47a	● 2 .4:36p
☾ 13 .11:32p	☾ 12 .0:52p	☾ 11 .10:51p	☾ 10 .6:22a
☺ 20 .11:45p	☺ 19 .6:36a	☺ 18 .1:18p	☺ 16 .9:02p
☾ 27 .2:17p	☾ 26 .0:21a	☾ 25 .1:02p	☾ 24 .4:21a
SEPTEMBER	OCTOBER	NOVEMBER	DECEMBER
2 ♏ .11:29p	2 ♏ .0:21p	3 ♏ .0:40a	2 ♏ .9:46a
5 ♏ .5:49a	4 ♏ .3:47p	5 ♏ .2:45a	4 ♏ .0:21p
7 ♏ .10:10a	6 ♏ .6:30p	7 ♏ .6:23p	6 ♏ .5:22p
9 ♏ .1:05p	8 ♏ .9:20p	9 ♏ .11:54a	9 ♏ .1:05a
11 ♏ .3:12p	11 ♏ .0:47a	11 ♏ .7:09p	11 ♏ .10:55a
13 ♏ .5:24p	13 ♏ .5:19a	14 ♏ .4:16a	13 ♏ .10:23p
15 ♏ .8:50p	15 ♏ .11:40a	16 ♏ .3:30p	16 ♏ .11:05a
18 ♏ .2:44a	17 ♏ .8:26p	19 ♏ .4:12a	18 ♏ .11:50p
20 ♏ .11:50a	20 ♏ .7:43a	21 ♏ .4:32p	21 ♏ .10:37a
22 ♏ .11:35p	22 ♏ .8:23p	24 ♏ .2:06a	23 ♏ .5:31p
25 ♏ .0:05p	25 ♏ .7:59a	26 ♏ .7:31a	25 ♏ .8:22p
27 ♏ .11:01p	27 ♏ .4:20p	28 ♏ .9:18a	27 ♏ .8:22p
30 ♏ .7:08a	29 ♏ .9:06p	30 ♏ .9:23a	29 ♏ .7:38p
31 ♏ .8:33p	31 ♏ .11:18p		
<b>Changes</b>	<b>Changes</b>	<b>Changes</b>	<b>Changes</b>
● 1 .6:49a	● 8 .0:13p	● 6 .1:00a	● 5 .10:22a
☾ 8 .0:13p	☾ 15 .6:35a	☾ 13 .9:53a	☾ 13 .3:30a
☺ 15 .6:35a	☾ 22 .10:14a	☾ 21 .1:59p	☾ 21 .8:33a
☾ 22 .10:14a	● 30 .7:53p	● 28 .6:04p	● 28 .5:42a





# HOME GARDENING GUIDE



## VEGETABLE GARDEN PLANTING GUIDE

Following each vegetable listing in the catalog you will find the term of maturity, so you will know how to date your plantings in the matter of time.

Below is a chart to guide you in spacing between plants,

between rows, amount of seed required, etc. With this information you are ready to map out a garden that will make full use of every foot of space. You can also plan your garden for catch cropping, inter-cropping and succession cropping.

	Seed Required for 50 ft. of row	Distance Between Rows (inches)	Distance Apart In Row (inches)	Depth to Plant (inches)	Approx. Yield Per 50 ft. of row		Seed Required for 50 ft. of row	Distance Between Rows (inches)	Distance Apart In Row (inches)	Depth to Plant (inches)	Approx. Yield Per 50 ft. of row
ASPARAGUS	1/2 oz.	24	20	1/2	25 lbs.	MUSKMELON	1/2 oz.	60	48	3/4	50 fruit
BEANS, BUSH	1/2 lb.	24	4	1 1/2	20 qts.	MUSTARD	1/4 oz.	24	9	1/2	1 bu.
BEANS, LIMA	1/2 lb.	24	3	1	32 qts.	OKRA	1 oz.	36	15	1	450 pods
BEANS, POLE	1/2 lb.	36	8	1 1/2	30 qts.	ONION	1/4 oz.	18	4	3/4	1 bu.
BEANS, POLE LIMA	1/2 lb.	48	8	1 1/2	1 1/4 bu.	ONION SETS	1 pt.	12	2	1	60 bun.
BEETS, TABLE	1/2 oz.	24	3	1/2	1 1/4 bu.	PARSLEY	1/4 oz.	12	6	1/2	45 bun.
BEETS, MANGEL	1/2 oz.	28	4	1		PARSNIPS	1/2 oz.	18	4	1/2	1 bu.
BROCCOLI	1/8 oz.	24	24	1/2	25 head	PEAS	3/4 lb.	24	2	1	1 bu.
BRUSSELS SPROUTS	1/8 oz.	24	18	1/2	15 qts.	PEPPERS	1/8 oz.	30	20	1/2	300 fruit
CABBAGE	1/4 oz.	24	12-24	1/2	35 head	PUMPKIN	2 oz.	96	60	3/4	25 fruit
CHINESE CABBAGE	1/2 oz.	24	12	1/2	40 head	RADISH	1/2 oz.	12	2	1/2	50 bun
CARROTS	1/4 oz.	16	3	1/2	24 qts.	RHUBARB	1/2 oz.	48	48		100 stem
CAULIFLOWER	1/4 oz.	24	20	1/2	25 head	RUTABAGA	1/8 oz.	24	6	1/2	1 bu.
CELERY	1/8 oz.	24	6	1/4	100 stalk	SALSIFY	1/2 oz.	18	2	1/2	300 roots
COLLARDS	1/4 oz.	30	18	1/2	3 bu.	SPINACH	3/4 oz.	18	5	3/4	1 1/2 bu.
CORN, SWEET	4 oz.	36	9	1	100 ears	SPINACH, N. Z.	1/2 oz.	36	18	1	50 lbs.
CUCUMBER	1/2 oz.	48	36	1/2	100 fruit	SQUASH, BUSH	1/4 oz.	48	48	1	60 fruit
DILL	1/4 oz.	18	4	1/2		SQUASH, WINTER	1/4 oz.	72	72	1	35 fruit
EGG PLANT	1/8 oz.	36	24	1/2	75 fruit	SWISS CHARD	1/2 oz.	18	15	1	25 lbs.
ENDIVE	1/2 oz.	18	12	1/2	50 fruit	TOMATO	1/8 oz.	40	36	1/2	2 bu.
KALE	1/2 oz.	32	22	1/2	50 plant	TURNIP (roots)	1/4 oz.	18	4	1/4	1 bu.
KOHLRABI	1/4 oz.	24	6	1/2	1 bu.	TURNIP (greens)	1/2 oz.	12	4	1/4	1 1/2 bu.
LETTUCE	1/4 oz.	18	12	1/4	50 head	WATERMELON	1/2 oz.	96	96	3/4	20 fruit



SWEET CORN, Ioana



WATERMELON  
Dixie Queen



TOMATO, Marglobe



RADISH,  
Early Scarlet Globe



CAULIFLOWER  
Early Snowball



PEAS,  
Dark Podded Telephone



# PLANTING PLANS

to make your garden more beautiful and more fruitful

To get the most out of your garden, make a complete plan on paper, and keep it as a record to check against in succeeding years.

The right kind of garden plan gives you all these advantages:

1. A succession of fresh vegetables in pleasing variety throughout the season;
2. A succession of bloom in the flower department;
3. A great saving of time and energy, by knowing just what and when to plant, and when to expect to harvest each crop;
4. Seed saved, by knowing just how much you will need;
5. Full use of every foot of soil by succession and companion cropping;
6. A chance to rotate crops on a scientific basis to improve yield and reduce disease and plant infestation.

## Secret of Maximum Production

Planning for a steady succession of crops from each row is really a very simple matter of timing. The sample plan below demonstrates the principles of this important idea.

Rows shown in black (first planting) are:

(a) **Early crops**, which, when harvested, are followed by later crops. (In the 3rd row, for instance, cabbage is planted early in April and harvested in July to make room for late beets.)

(b) **Crops which remain in the garden** (snap and lima beans, peppers, etc.)

The rows shown in red are:

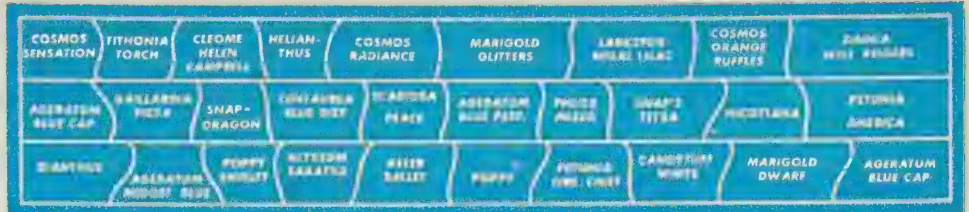
(a) **Succession crops** that are planted in the same space after the early crops are harvested (fall spinach after onions, winter squash after early beets, etc.).

(b) **Companion crops** or quick-maturing crops interplanted with slow-maturing crops (onion sets or lettuce, for example, planted between the young tomato plants will be harvested before the tomato vines require the entire space).

## Making the Layout

Take a piece of paper—big enough so you can put in all the information you need. (An easy-to-figure scale is 1/4 inch on the paper to 1 foot in your garden.) Begin by making a rough diagram.

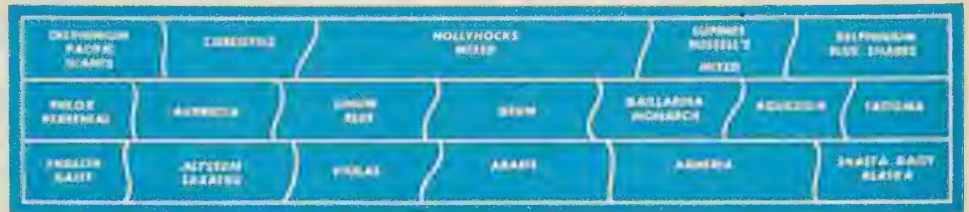
Now, with this rough sketch as a guide, and with a list of the vegetables that your family likes and that you have decided you can grow in your plot, you're ready to begin mapping the actual planting.



PLAN FOR A GARDEN OF ANNUALS (approximately 25 feet long)

Planning the flower garden is fun. Here your skill as a gardener shows its true artistry. Your imagination can focus on flower selections for height, colors, shapes and contrasts. Successfully arranging bushy and sparse plants, shaggy blossoms and the delicate varieties in orderly patterns of beauty is one of the greatest thrills the flower gardener enjoys. The possibilities are endless.

Galvanized wire, staked out flush to the ground, bent and spliced at the intersections is helpful in permanently establishing a plan like the one shown above. Observe how this arrangement places the tall flowers in the back, and the shortest in the foreground. Not only does this provide maximum display of each variety, but cultivation is made easier and with little disturbance to adjoining plants.



A PERENNIAL GARDEN (approximately 25 feet long)

Over each flower listed in the Flower Seed section are shown the height, culture key and whether it is perennial, annual or biennial. By using page 30 as a help you can estimate germination and blooming periods so that a constant succession of blooms or simultaneous blooming can

be planned. The blueprints shown here are "pure" annual and perennial beds. The gardener who transplants perennials and biennials from cold frames or clay pots into annual beds or carefully sows annuals into his perennial beds can improve the over-all plan considerably.

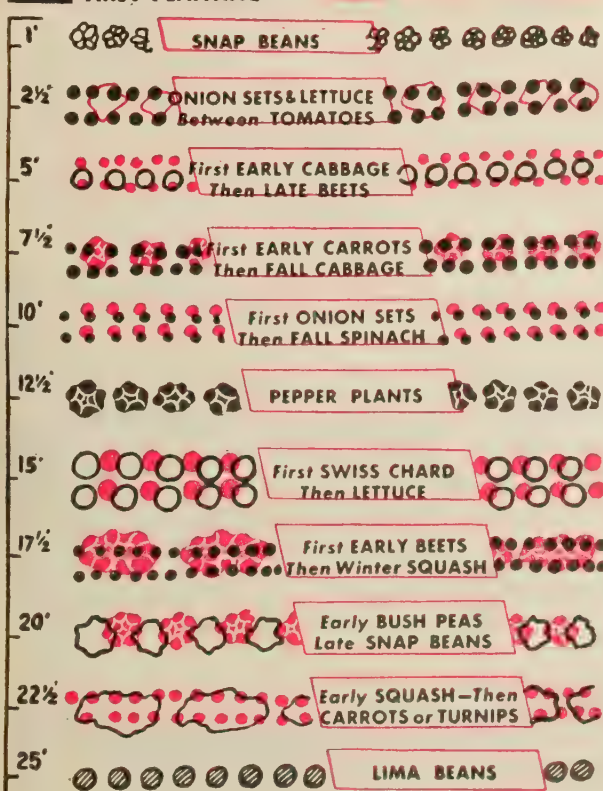


A CORNER OF PERENNIALS



A CORNER OF ANNUALS

## FIRST PLANTING SECOND PLANTING



PLAN NO. 2		PLAN NO. 3	
Row No.		Row No.	
1	Mustard	1	Radishes followed by Sweet Corn
2	Garden Cress	2	Green Onions followed by Sweet Corn
3	Summer Squash	3	Tomatoes interplanted with Peas
4	Spinach	4	Tomatoes interplanted with Peas
5	Spinach	5	Early Cabbage followed by Turnips
6	Beans—Lima or Green Soy	6	Beets followed by Cabbage
7	Bush Beans followed by late Lettuce	7	Potatoes or Onion Sets
8	Bush Beans followed by Cauliflower	8	Carrots followed by Bush Beans
9	Bush Beans followed by Cauliflower		
10	Late Peas followed by late Cabbage	PLAN NO. 4	
11	Midseason Peas followed by late Cabbage	1	Sweet Corn
12	2nd early Peas followed by Rutabagas	2	Radishes followed by Sweet Corn
13	1st early Peas followed by Brussels Sprouts	3	Tomatoes interplanted with Lettuce
14	Carrots, Radishes, followed by Kohlrabi	4	Early Peas ... mid-season Peas ... late Peas (1/3 row each, planted at 2-week intervals)
15	Early Beets followed by Carrots, Radishes	5	Early Cabbage followed by Turnips
16	Lettuce followed by late Beets	6	Beets followed by Cabbage
17	Kohlrabi followed by Endive	7	Carrots followed by Bush Beans

## LIST YOUR NEEDS AND SHOP EARLY

When your plan is complete, make up your list of seeds, plant food, insecticide, etc., and come in early. We'll help all we can. You know, we're just as anxious as you are that your garden shall be a success, and we'll do our part by supplying seeds and all the other things you need to do a good job.



# HOW

# TO GET THE MOST FROM YOUR GARDEN

## PLANTING TO FEED A FAMILY OF FOUR

Have you ever wondered just exactly *how much* you should plant in your home garden to feed your family. Based on *one serving* for a family of four, these popular vegetables will take up the following space in your garden. If your family is smaller or larger, you can estimate accordingly.

Lima Beans .....2 feet	Carrots .....2 feet
Snap Beans .....1 foot	Cucumbers .....2 feet
Broccoli .....2 feet	Onion sets .....1 foot
Cabbage .....2 feet	Peas .....3 feet

Snap beans, for instance, take up 1 foot of space of 1 family portion. How often does your family like snap beans? Once a week? Well, the harvest time for snap beans is about four weeks, so four feet in your garden would satisfy their needs. And so on, with the other vegetables, based on the scale.

This way, and counting on extra footage for canning or freezing, you can decide accurately on the right amount to plant. No waste—no spoilage—and family needs will be amply satisfied.

## WHEN TO HARVEST

One of the main advantages the home gardener has is that he can pick his vegetables one minute and have them in the kitchen the next. All vegetables are better if left on the plant until ready to serve.

Sweet corn, and peas, particularly, lose flavor every minute they are picked and the fine sweetness is soon lost. Many vegetables can be harvested at a younger stage in the home garden than is profitable with commercial crops. Beans, carrots, cucumbers, and beets are some of these. Others are harvested when dead ripe and at the peak of flavor as tomatoes, and melons.

## SHORT CUTS TO BETTER CANNING

Choose only clean, sound and strictly fresh fruits or vegetables. When packing your jars or tins of canned foods, be careful not to crowd, nor to waste space. *Crowding prevents proper heating, which in turn, causes spoilage.*

There are several ways of processing fruits or vegetables for canning. The two methods most generally used are *water bath canners* and *pressure cookers*. **WATER BATH CANNER:** Make either a wire rack, or put a piece of wood at the bottom of the canner, to keep the jars 1/2 inch from the bottom. The water should be steaming when the jars are put into the canner. Lower the jars slowly into the water. Processing time is counted from the time the water is actually boiling. *Keep it boiling constantly and at the same rate of speed the whole time the processing is being done.* Remove the jars at the exact time your chart shows, and seal.

**PRESSURE COOKERS:** All non-acid vegetables should be processed in a *steam pressure cooker*. Place jars on rack in a cooker with 1 to 2 inches of water. *Be sure to leave enough space between jars to allow circulation of steam.*

Adjust and fasten lid securely. Do not close petcock until steam has escaped in a steady stream from 5 to 7 minutes. *The pressure must be kept steady.* Remove from heat when processing time is through and let stand until the gauge is at zero. Open petcock slowly, tilt the lid away from your face. Spread a heavy cloth over the top of the cooker; catch handles of rack through the cloth, and lift out. Seal jars according to direction.

## GUIDE FOR QUICK FREEZING

*Follow these simple directions accurately for best results when you freeze vegetables from your home garden.*

VEGETABLE	PREPARATION	SCALDING
ASPARAGUS	Prepare right after picking. Cut in 1" pieces or 6" spears. Wash.	3 min.
BEANS, Green	Choose only tenderest beans. Break in 1" pieces or slice.	2 min.
BEANS, Lima	Shell, sort for size. Prepare within 2 hrs. after picking.	Young beans 1 1/2-2 1/2 min.
BEETS	Top and peel. Cut in 1/4 inch slices or dice in small pieces.	2 1/2 min.
BROCCOLI	Soak in salt water 1/2 hr. Trim, split stalks and heads longwise. Cut in 1" pieces.	Small—3 min. Large—4 min.
BRUSSEL SPROUTS	Select fairly small sprouts.	4 min.
CARROTS	Scrape. Cut in 1/4" slices or dice.	3 min.
CAULIFLOWER	Trim. Break into 1" pieces.	3 min.
PEAS	Use only tender peas. Wash. Prepare in 2 hrs. of picking.	45-60 sec.
RHUBARB	Use tender stalks. Cut into 3/4" pieces.	1 1/2 min.
SPINACH	Use tender greens. Wash thoroughly.	1 min.
SQUASH, winter	Use firm, hard rind variety. Bake or steam until done. Scoop out. Place pan in ice water to cool.	none
SQUASH, summer	Cook until done. Do not season.	none
SWEET CORN, on cob	Choose best ears. Wrap separately. Seal ends. Freeze promptly.	7-11 min.
SWEET CORN cut kernels	Scald. Slice corn from cob. Rinse well, drain and freeze promptly.	7-11 min.
TURNIPS	Choose tender, medium size. Wash well and dice in 1/2" cubes.	2 1/2 min.

## HINTS ON QUICK FREEZING

1. Only vegetables of the highest quality are worth your time to freeze. Always select choicest and tenderest. Freezing will not improve quality, but protects the original flavor.
2. Choose vegetables at the correct degree of maturity, as you would for your immediate table use.
3. Vegetables should be prepared for freezing as soon as possible after gathering. . .
4. Always use specially prepared wrapping materials. If not properly wrapped, frozen foods dry out.
5. Most vegetables (except squash) should be scalded or blanched before freezing. See the table.

## VITAMINS IN VEGETABLES

Nutrition experts say that most of us are poorly nourished. As we all know now, even our "Three Good Squares A Day" often do not give us certain minerals and vitamins that we need. These necessary elements may be bought at the drugstore, but they can also be home grown for less cost. Garden fresh vegetables can provide nearly all of them in ample quantity. Following is a table showing just a few of the vegetable sources of vitamins available from your garden:

ASPARAGUS	B-1, C, B-2	CAULIFLOWER	C, B-2
BEANS, string	A, C	CORN, sweet	A, B-1, C, B-2
BEANS, lima	A, B-1, C, B-2	LETTUCE, leaf	A, B-1, C, G
BROCCOLI	A, B-1, C, B-2	SPINACH	A, C, B-2
CABBAGE	C, B-2	SQUASH, Hubbard	A
CARROTS	A	TOMATOES	A, C





# Buxton White's

## TRUE—BRED

VEGETABLE SPECIALS

Highest *QUALITY*

Highest *YIELDS*



With justifiable pride we offer some of the best creations of exceptional merit that millions will be planting in future years. Plant them now and enjoy today the garden delights of tomorrow.

These outstanding "TRUE-BRED SPECIALS" have been selected for definite and marked super-

iority over all previous introductions of their kind. They represent the highest attainment of specialized plant breeders all over the world. You can plant them with confidence that they will put your garden at the head of the parade of new and better vegetables. Their perfection will surprise and enthuse you.

### Cabbage

#### True-Bred SUPER MARKET

An improved early strain of the Copenhagen type, which under normal conditions will mature practically all of its crop in about 60 days after transplanting, ahead of Early Jersey Wakefield. The heads are very uniform, round as a ball, medium size, 6 in. across; about 3½ lbs., very firm and solid, on short stems; sparse outer leaves and attractive green color. The neat compact growth stands close setting. The most profitable early market variety, also popular with home gardeners.

Pkt. 15c; 1 oz. 35c

¼ lb. \$1.00, lb. \$3.50—postpaid

### Bush Lima Beans

#### True-Bred STAYSGREEN

Similar to Henderson's Bush in plant and pod but distinguished by its freedom from white beans at all stages. The beans retain their green color even in the dry stage. Pods are dark green, thick walled, 3 in. long, containing three, sometimes four, green beans. Plants

grow about 18 in. tall, with equal spread and many bearing branches that produce yields in excess of other baby limas. A very attractive and valuable small seeded type for freezing, canning and fresh market. 65 days.

Pkt. 15c; ½ lb. 35c; 1 lb. 60c; 5 lbs. \$2.30; 10 lbs. \$4.25—postpaid.



### Green Bush Beans

#### True-Bred VICTORY

Sensational new bush bean with extra long, 7 in. and more, flat pods, almost straight, tender, entirely stringless and of high quality up to maturity. The white seeds are fine as dried beans for winter use. Heavy yields are produced over an unusually long bearing season; a few plantings will furnish continuous supply. Ideal for home or market gardening where a long, flat heavy yielding bean is desired. 48 days.

Pkt. 15c; ½ lb. 35c; 1 lb. 65c;  
5 lbs. \$2.45; 10 lbs. \$4.55—postpaid.

### Hybrid Sweet Corn

#### True-Bred CHIEF MANTEO

A new, early midseason hybrid yellow sweet corn, desirable for home and market. Vigorous, well foiled, stiff-stalked plants grow about 7 ft. high, with very few suckers. Large, tapering ears, 7 to 8 in. long, are well covered with husk and filled out to the tip with 12 to 16 rows of bright yellow kernels of good depth and exceptional quality. This hybrid is wilt-resistant and drought-tolerant. 82 days.

Pkt. 15c; ½ lb. 40c; 1 lb. 70c; 5 lbs.  
\$2.75; 10 lbs. \$5.25—postpaid.

# Buxton White

• THE LIVE SEED HOUSE



# Seed Company

ELIZABETH CITY, N.C.




# BUXTON WHITE'S famous True-Bred Vegetable Specials

## Pepper

### True-Bred COLOSSAL

The ideal pepper. Enormous fruits, 4 to 5 in. broad and fully as long, rich dark green, turning to scarlet when ripe. Thick walled, mild and sweet flesh. Bears an immense crop, frequently 6 fruits to a cluster on vigorous growth with heavy foliage. 75 days.

Pkt. 15c; 1/2 oz. 40c; 1 oz. 75c; 1/4 lb. \$2.00; 1 lb. \$7.50—postpaid.



## Collard

**True-Bred CAROLINA HEADING**  
An extremely hardy, "duck legged" collard with the heading characteristic of a cabbage and unexcelled collard flavor. Closely webbed, compact, rich green slightly savoyed leaves; large head; late seeding. Transplant in July and August for best results. Highly recommended over other strains for tonnage, uniformity and quality. 80 days.  
Pkt. 10c; oz. 25c; 1/4 lb. 75c; lb. \$2.50, postpaid.

## Tomato

### True-Bred EVENRIPE SUPREME

The last word in an all-purpose tomato. Globe shaped, slightly flattened, scarlet-red, thick inner and outer walls of solid meat, very small seed cavities, ripens from inside out. Exceptionally fine flavor, low acidity. High productivity over a long bearing season. Abundant foliage protects fruits from sun-scald. Resistant to Fusarium wilt. 80 days.

Pkt. 15c; 1/2 oz. 40c; oz. 75c; 1/4 lb. \$2.25; lb. \$8.00, postpaid.

## Muskmelon

### True-Bred

#### HARD SHELL DELICIOUS

A large fruited melon of excellent flavor, especially valuable for its ability to stand much rough handling. The thick-oval fruits are deeply ribbed, well netted over greenish yellow hard rind; weight from 5 to 8 lbs. and over. Flesh bright salmon, thick, sweet, delicious quality. Ripens in about 90 days.

Pkt. 10c; oz. 30c; 1/4 lb. 85c; lb. \$2.75, postpaid.



## Cucumber

### True-Bred

#### LUCKY STRIKE GREEN

The most desirable cucumber yet introduced for productivity, appearance and slicing texture. Beautiful, uniformly straight fruits, up to 12 in. long and 2 1/2 in. thick, cylindrical, tapering at ends, with small seed area, and intense dark green color that is held after picking longer than any other variety. The vines are vigorous and resistant to disease. One customer reports having sold over \$46 worth after supplying family from one packet of seed. 60 days.

Pkt. 10c; oz. 30c; 1/4 lb. 85c; lb. \$2.75; postpaid.

## Other True-Bred Specials

... all at 10c per packet, except Beans—15c

In addition to the standard varieties previously listed, we wish to recommend the items on this page as particularly adapted to this section—each is popular with local planters. For our complete offerings consult the price list. Space will not permit description of all. For larger quantities, see the price list. Special bulk quotations to market gardeners. Prices subject to change without notice. Some items are still scarce this year. Place your order early for best values.

**YARD LONG OR ASPARAGUS POLE BEAN**—Grown mostly as a curiosity. Long, slender, round pods, 12 to 20 in. long; tender when young. 75 days.

**TRUE-BRED CELESTIAL IMPROVED POLE LIMA BEAN**—A finer Pole "Butter Bean." Larger than Sieva, bearing pods in clusters over long season. Surest and heaviest cropper. 75 days.

**TRUE-BRED PROLIFIC BUSH LIMA BEAN**—Superior to other "Baby Limas" or "Butter Beans." Very early and prolific. Beans flat, larger and thicker than Henderson's; excellent quality. 65 days.

**CHALLENGER POLE LIMA BEAN**—A "potato" lima. Vigorous, hardy, very productive. Seed roundish, thick and fine flavored. 85 days.

**GIANT GREEN-SEEDED POLE LIMA BEAN**—Vigorous vine, and abundance of extra long pods, filled with very large green beans of finest quality. 85 days.

## Watermelon

### Wilt-Resistant Garrihawk

The most valuable melon introduction of recent times, a Garrison and Hawkesbury cross with the good qualities of both and generally better than either parent, resulting from eleven years of selection. Nearly 100% wilt-resistant, it grows well on old land where other varieties fail. Hybrid vigor gives it strong growth and large leaves, protecting the melons from sun scald; high resistance to melon diseases. It has the shape, striped coloring, bright red meat, flavor and quality of Garrison; brown seed, tough rind and shipping ability of Hawkesbury; runs even from stem to blossom end, with little tendency toward bottlenecks. Seeds have strong germination making it easier to get an early stand. For more and nicer melons be sure to try Garrihawk this year. 40 to 60 lbs. 90 days.

Pkt. 25c; oz. 50c; 1/4 lb. \$1.50; lb. \$5.00, postpaid.



# BUXTON WHITE'S famous True-Bred Vegetable Specials

**FERRY'S ROUND DUTCH CABBAGE**—Splendid for home, most popular for market. Heads almost ball-shaped; 7 to 8 in. diameter, 6 in. deep, 4½ lbs. Firm, hardy and of high quality. 70 days.

**OAKVIEW BALLHEAD CABBAGE**—Most popular late cabbage, similar to Hollander except slightly flatter and larger. Short-stemmed heads become firm when fairly small, but continue to enlarge to full maturity in about 120 days. Produces heavy tonnage; firm and solid; exceptional keeper.


**NORTH CAROLINA SHORT STEM COLLARD**—Very hardy, with large spreading leaves and short stem. Withstands drought in summer and cold in winter better than other sorts. 80 days.

**TRUE-BRED GENUINE HANOVER KALE**—"Old fashioned" Hanover Salad, the local favorite. Smooth-leaved, cold-proof hardiness. When cut in the fall, plants live over for second, spring crop. Seed stock bred exclusively by us. 60 days.

**SMOOTH SPRING KALE**—Hardy, quick-growing, smooth-leaved. Sow at intervals of 10 days to keep a young and tender supply. 30 days.

**SLOBOLT LETTUCE**—New strain of Grand Rapids selected for its late seed bolting. Best loose leaved variety, curled, crisp, light green leaves, especially tender and sweet. Early, disease resistant. 45 days.

**NORFOLK MARKET CORN**—Extensively grown, main crop roasting ear corn. Large, attractive, 9-in. ears, fairly deep grains, tender and milky at proper stage. Hardier and can be planted earlier than sweet corns. Makes a good yield of feeding corn if not used for roasting ears. 80 days.



Norfolk Market Corn



Rocky Ford Junior Cantaloupe

**BLAND'S EXTRA EARLY CORN**—Best of the earliest white varieties for market gardeners. Ears 6 in. long, with 12 rows of pearly white grains. Height 5 ft. Plant in rich ground. 65 days.

**EXTRA EARLY ADAMS CORN**—Popular white corn for earliest market. Ears 5 to 6 in. long, 12 rows of broad, rather shallow grains. Should be heavily fertilized. 66 days.

**TRUE - BRED BOTTOMLY MUSKMELON**—An early money maker. Heavily netted, ribbed, oblong; green flesh, very sweet. Prolific and unusually disease resistant. 80 days.

**LONG JOHN MUSKMELON**—Popular, oblong shape, very distinct ribs and heavy netting; often 12 in. length. Flesh green, edged gold; good quality. 85 days.

**PRIDE OF WISCONSIN MUSKMELON**—Oval fruits about 3¾ lbs., with faint ribbing, covered with coarse netting. Thick, orange flesh, small seed cavity, sweet and fine flavor. 85 days.

**ROCKY FORD JUNIOR MUSKMELON**—A splendid melon, considerably larger than Rocky Ford. Heavy netting, distinct ribs; flesh deep green, edged with salmon, delicious sweetness. Resistant to "blight." 80 days.

**TRUE-BRED CAROLINA DELIGHT WATERMELON**—Our most popular introduction is a long striped melon with rich red, solid flesh and tough rind; does not sunburn. Produces fine quality; sweet melons of 40, to even 50 lbs. in about 85 days; very prolific for its size.

**BLACKLEE WILT-RESISTANT WATERMELON**—New black seeded improvement over Leesburg, highly resistant to wilt. Long, blocky, dark green, tough rind, becoming a favorite even for distant shipping; flesh rich red, fine texture, solid, very sweet; vines vigorous, productive; 35 pounds. 85 days.

**WILT - RESISTANT DIXIE QUEEN WATERMELON**—Now you can grow Dixie Queen in wilt infested soils with this new highly resistant strain. A very prolific producer of superior quality melons, more uniform in size, shape and coloring, with deeper red, luscious flesh. The hardy, vigorous vines are less affected by adverse weather and furnish greater protection against sunburn.


**HAWKESBURY WILT - RESISTANT WATERMELON**—Best wilt-resistant shipping variety. Irish Gray type, long, average about 35 lbs.; light green, fine veining, tough rind; medium red flesh, firm juicy sweet; highly productive. 85 days.

**NEW CONGO WATERMELON**—Developed for highest quality and flavor, shipping toughness, and resistance to disease, particularly anthracnose. The melons are very thick and solid with sweetest red meat that ripens well out to the really tough rind; dark green with darker stripes; size and shape similar to Garrison. 85 days.

**MAMMOTH MELTING SUGAR "CABBAGE" PEAS**—Tender, fleshy, double-purpose pea; it may be used as a shelled pea or the edible pods may be broken and cooked like snapbeans. Picked when seeds begin to form the pods are stringless, sweet and rich flavored. Requires support.

**TRUE-BRED EARLY PROLIFIC SQUASH**—Earliest and meatiest white bush summer squash, very prolific. The creamy-white fruits are thick through, no depression of stem end, smooth, only slightly scalloped. Fine quality and flavor. 50 days.

**TRUE-BRED NECKLESS RUTABAGA**—Roots are nearly globe-shaped, practically neckless, yellow with purple top; flesh yellow, firm and of excellent quality. Good keeper. 85 days.



Bennings Green Tinted Squash





## Spring 1951 Price List

### White's True-Bred Seeds--Triple Protected and Dated

All prices quoted in this list are current values at time of publication and subject to change without notice. Some seed items are again scarce this season and a few will be exhausted early. To avoid disappointments, order early.

**TERMS:** As the prices are NET CASH, a remittance must accompany all orders. Packets and ounces, quarter pounds and pounds will be mailed postpaid, but all other prices are f. o. b. Elizabeth City, packing included. Postage, express and freight must be paid by the purchaser on larger quantities.

**PARCEL POST:** If you wish parcel post shipments of any items at these prices, except packets, ounces, quarter pounds and pounds, sufficient money must be added to pay postage. When more money is sent

than the amount of postage, we will return same. We make no charge for packing and containers used in shipping.

**NOTICE: WHITE'S SEEDS ARE TESTED** and we know that they will grow before they are sent out. Even then they occasionally do not come up, due to causes over which we have no control, such as covering too deeply or not deeply enough; too little or too much moisture; cold weather, insects, or a crust through which the sprouts cannot penetrate, etc.; therefore, we give no warranty, express or implied, as to productiveness of any seeds, bulbs or plants we send out, and will not be in any way responsible for the crop. Our liability in all instances is limited to the purchase price of the seed.



All Vegetable Packets 10c each except where noted in catalog				
<b>ASPARAGUS—</b>	<b>Oz.</b>	<b>¼Lb.</b>	<b>Lb.</b>	
Mary Washington .....	.20	.55	1.75	
<b>BEANS, BUSH, Green Pod—</b>	<b>Lb.</b>	<b>10 Lbs.</b>	<b>100 Lbs.</b>	
True-Bred Victory Stringless .....	.65	4.10	38.00	
Stringless Black Valentine .....	.55	3.10	28.00	
Bountiful, Early Six Week .....	.55	3.50	32.00	
Tendergreen Stringless Gr. Pod .....	.60	3.60	33.00	
Burpee's Stringless Green Pod .....	.55	3.10	28.00	
Longreen Stringless .....	.60	3.80	35.00	
Tennessee Green Pod .....	.60	3.60	33.00	
<b>BEANS, BUSH, Wax Pod—</b>	<b>Lb.</b>	<b>10 Lbs.</b>	<b>100 Lbs.</b>	
Improved Golden Wax .....	.60	3.50	32.00	
Sure Crop Stringless .....	.60	3.50	32.00	
<b>BEANS, Dry Shelled—</b>	<b>Lb.</b>	<b>10 Lbs.</b>	<b>100 Lbs.</b>	
White Pea or Navy .....	.40	2.30	20.00	
<b>BEANS, POLE, Green Pod—</b>	<b>Lb.</b>	<b>10 Lbs.</b>	<b>100 Lbs.</b>	
True-Bred Stringless Creaseback .....	.55	3.50	32.00	
Ideal Market .....	.55	3.50	32.00	
Ky. Wonder Old Homestead .....	.55	3.30	30.00	
Nancy Davis, Striped Creaseback .....	.55	3.50	32.00	
McCaslan Cornfield .....	.55	3.50	32.00	
Yard Long or Asparagus .....	.75	5.30	50.00	
<b>BEANS, BUSH LIMA—</b>	<b>Lb.</b>	<b>10 Lbs.</b>	<b>100 Lbs.</b>	
True-Bred Staysgreen .....	.55	3.30	30.00	
True-Bred Prolific (Baby Lima) .....	.55	3.00	27.00	
Henderson's No. 2 Bush (Butter Bean) .....	.55	2.80	25.00	
Fordhook No. 242 (Potato Lima) .....	.60	3.80	35.00	
Burpee's Improved Bush .....	.60	3.80	35.00	
Wilson's Improved Bush .....	.60	3.80	35.00	
Jackson's Wonder or Calico .....	.55	2.80	25.00	
<b>BEANS, POLE LIMA—</b>	<b>Lb.</b>	<b>10 Lbs.</b>	<b>100 Lbs.</b>	
True-Bred Celestial Improved .....	.55	3.30	30.00	
Carolina Sieva (Butter Bean) .....	.55	2.80	25.00	
King of the Garden .....	.60	3.80	35.00	
Giant Green Seeded .....	.65	4.10	38.00	
Florida Speckled Butter Bean .....	.55	3.00	27.00	
<b>TABLE BEETS—</b>	<b>Oz.</b>	<b>¼Lb.</b>	<b>Lb.</b>	
Crosby's Egyptian .....	.15	.45	1.50	
Early Wonder .....	.15	.45	1.50	
Early Blood Turnip .....	.15	.45	1.50	
Detroit Dark Red .....	.15	.45	1.50	
<b>SWISS CHARD, Spinach Beet—</b>	<b>Oz.</b>	<b>¼Lb.</b>	<b>Lb.</b>	
Giant Lucullus .....	.15	.45	1.50	
<b>STOCK BEETS, Mangel Wurzel—</b>	<b>Oz.</b>	<b>¼Lb.</b>	<b>Lb.</b>	
Mammoth Prize Long Red .....	.15	.40	1.25	
<b>BRUSSELS SPROUTS—</b>	<b>Oz.</b>	<b>¼Lb.</b>	<b>Lb.</b>	
Italian Green Sprouting .....	.25	.75	2.50	
<b>BRUSSELS SPROUTS—</b>	<b>Oz.</b>	<b>¼Lb.</b>	<b>Lb.</b>	
Half Dwarf Improved .....	.50	1.50	5.00	
<b>CABBAGE—</b>	<b>Oz.</b>	<b>¼Lb.</b>	<b>Lb.</b>	
True-Bred Super Market .....	.35	1.00	3.50	
Early Jersey Wakefield .....	.30	.85	3.00	
Charleston Wakefield .....	.30	.85	3.00	
Early Dwarf Flat Dutch .....	.25	.75	2.50	
Oakview Ballhead .....	.35	1.00	3.50	
Ferry's Round Dutch .....	.30	.90	3.25	
Hollander or Danish Ballhead .....	.30	.90	3.25	
Premium Late Flat Dutch .....	.25	.75	2.50	
Perfection Drumhead Savoy .....	.30	.85	3.00	
Mammoth Red Rock .....	.50	1.50	5.00	
Chihill Chinese .....	.25	.75	2.50	
<b>CARROTS—</b>	<b>Oz.</b>	<b>¼Lb.</b>	<b>Lb.</b>	
True-Bred Imperator .....	.20	.50	1.75	
Red Cored Chantenay .....	.20	.45	1.50	
Danvers Half Long .....	.20	.45	1.50	
Improved Long Orange .....	.20	.45	1.50	

<b>CAULIFLOWER—</b>	<b>¼Oz.</b>	<b>Oz.</b>	<b>¼Lb.</b>	<b>Lb.</b>
Early Snowball .....	.85	2.75	9.50	
<b>CELERY—</b>	<b>Oz.</b>	<b>¼Lb.</b>	<b>Lb.</b>	
Golden Self Blanching .....	.75	2.50	8.00	
<b>COLLARD—</b>	<b>Oz.</b>	<b>¼Lb.</b>	<b>Lb.</b>	
True-Bred Carolina Heading .....	.25	.75	2.50	
White or Cabbage .....	.15	.40	1.25	
North Carolina Short Stem .....	.15	.40	1.25	
<b>GARDEN CORN—</b>	<b>Lb.</b>	<b>10 Lbs.</b>	<b>100 Lbs.</b>	
True-Bred Chief Manteo Hybrid .....	.70	4.80	45.00	
Aristogold Bantam Evergreen .....	.70	4.80	45.00	
Golden Cross Bantam .....	.60	3.90	36.00	
Ioana Hybrid .....	.60	3.90	36.00	
Hybrid Stowell's Evergreen .....	.70	4.80	45.00	
Golden Bantam Improved .....	.50	2.70	24.00	
Country Gentleman .....	.50	2.80	25.00	
Stowell's Evergreen .....	.50	2.70	24.00	
Bland's Extra Early .....	.45	2.30	20.00	
Extra Early Adams .....	.45	2.10	18.00	
Adams Improved Large Early .....	.45	2.10	18.00	
Trucker's Favorite .....	.40	1.90	16.00	
Norfolk Market .....	.40	1.90	16.00	
<b>POP CORN—</b>	<b>Lb.</b>	<b>10 Lbs.</b>	<b>110 Lbs.</b>	
Yellow Dynamite .....	.45	2.30	20.00	
Baby Rice, Japanese Hulless .....	.45	2.30	20.00	
<b>CUCUMBER—</b>	<b>Oz.</b>	<b>¼Lb.</b>	<b>Lb.</b>	
True-Bred Lucky Strike Green .....	.30	.85	2.75	
True-Bred A & C .....	.20	.60	2.25	
Straight Eight .....	.20	.60	2.25	
Marketer .....	.25	.75	2.50	
Early Fortune .....	.15	.50	1.75	
Early White Spine .....	.15	.50	1.75	
Improved Long Green .....	.20	.60	2.00	
Chicago Pickling .....	.20	.60	2.00	
West India Gherkin or Burr .....	.20	.76	2.50	
<b>EGG PLANT—</b>	<b>Oz.</b>	<b>¼Lb.</b>	<b>Lb.</b>	
Black Beauty .....	.50	1.60	6.00	
Florida High Bush .....	.50	1.60	6.00	
<b>ENDIVE—</b>	<b>Oz.</b>	<b>¼Lb.</b>	<b>Lb.</b>	
Full Heart or Escarole .....	.15	.45	1.50	
Green Curled Ruffec .....	.15	.45	1.50	
<b>KALE OR BORECOLE—</b>	<b>Oz.</b>	<b>¼Lb.</b>	<b>Lb.</b>	
True-Bred Hanover Salad .....	.15	.45	1.50	
Blue Curled Scotch .....	.15	.45	1.50	
Dwarf Green Curled Scotch .....	.15	.45	1.50	
Early Curled Siberian .....	.15	.35	1.25	
Smooth or Spring Kale .....	.10	.15	.50	
<b>LETTUCE—</b>	<b>Oz.</b>	<b>¼Lb.</b>	<b>Lb.</b>	
Genuine Kentucky Bibb .....	.30	.90	3.00	
Big Boston .....	.20	.50	1.75	
Great Lakes .....	.40	1.40	5.00	
Iceberg .....	.25	.75	2.50	
Imperial No. 847 and No. 44 .....	.35	.95	3.25	
Early Curled Simpson .....	.20	.50	1.75	
Slobolt .....	.35	1.00	3.50	
White Paris Cos or Romaine .....	.20	.50	1.75	
<b>MUSKMELON or CANTALOUPE—</b>	<b>Oz.</b>	<b>¼Lb.</b>	<b>Lb.</b>	
True-Bred Hard Shell Delicious .....	.30	.85	2.75	
Texas Resistant No. 1 .....	.30	.85	2.75	
Pride of Wisconsin .....	.25	.75	2.50	
Gold Lined Rocky Ford .....	.20	.60	2.00	
True-Bred Bottomly .....	.25	.75	2.50	
Long John .....	.25	.75	2.50	
Improved Rocky Ford Junior .....	.25	.75	2.50	
Hale's Best, Jumbo Strain .....	.20	.60	2.00	
Hearts of Gold, Hoodoo .....	.25	.75	2.50	
Improved Perfecto .....	.25	.75	2.50	
Banana .....	.25	.75	2.50	
Honey Ball .....	.25	.75	2.50	
Honey Dew .....	.25	.75	2.50	



<b>KOHL RABI—</b>	<b>Oz.</b>	<b>¼Lb.</b>	<b>Lb.</b>
Early Vienna .....	.30	.95	3.50
<b>WATERMELON—</b>	<b>Oz.</b>	<b>¼Lb.</b>	<b>Lb.</b>
New Congo .....	.40	1.25	4.50
True-Bred Carolina Delight .....	.30	.85	3.00
Florida Giant Cannon Ball .....	.20	.60	2.00
Dixie Queen .....	.20	.60	2.00
Stone Mountain .....	.15	.45	1.50
Tom Watson, Cut Red .....	.15	.45	1.50
Wonder or Imp, Kleckley Sweet .....	.15	.45	1.50
Wilt-Resistant Garrihawk .....	.50	1.50	5.00
Blacklee Wilt Resistant .....	.20	.60	2.00
Wilt-Resistant Dixie Queen .....	.25	.75	2.50
Hawkesbury Wilt Resistance .....	.20	.60	2.00
Klondike R-7 Wilt Resistance .....	.30	.85	3.00
<b>MUSTARD—</b>	<b>Oz.</b>	<b>¼Lb.</b>	<b>Lb.</b>
Chinese Broad Leaf .....	.15	.40	1.25
Florida Broad Leaf .....	.15	.40	1.25
So. Giant Curled Longstanding .....	.15	.40	1.25
Tendergreen, Mustard Spinach .....	.15	.30	1.00
Mixed Salad Combination .....	.15	.30	.90
<b>OKRA OR GUMBO—</b>	<b>Oz.</b>	<b>¼Lb.</b>	<b>Lb.</b>
True-Bred Clemson Spineless .....	.15	.45	1.50
Dwarf Green Prolific .....	.15	.40	1.25
White Velvet .....	.15	.40	1.25
Perkins Mammoth Long Pod .....	.15	.40	1.25
<b>ONIONS—</b>	<b>Oz.</b>	<b>¼Lb.</b>	<b>Lb.</b>
Prizetaker, Spanish King .....	.35	1.00	3.75
Riverside Sweet Spanish .....	.50	1.50	5.00
Ebenezer or Japanese .....	.35	1.00	3.50
Yellow Globe Danvers .....	.35	1.00	3.50
Yellow Bermuda .....	.40	1.25	4.00
Red Wethersfield .....	.40	1.25	4.00
Silverskin, White Portugal .....	.40	1.25	4.00
Crystal White Wax .....	.40	1.25	4.00
<b>PARSLEY—</b>	<b>Oz.</b>	<b>¼Lb.</b>	<b>Lb.</b>
Moss Curled, Triple Curled .....	.15	.45	1.50
<b>PARSNIP—</b>	<b>Oz.</b>	<b>¼Lb.</b>	<b>Lb.</b>
Hollow Crown, Guernsey .....	.20	.60	2.00
<b>PEAS—</b>	<b>Lb.</b>	<b>10 Lbs.</b>	<b>100 Lbs.</b>
Early Alaska .....	.45	2.00	17.00
Laxonian Dark Podded .....	.50	2.50	22.00
Laxton's Progress .....	.50	2.50	22.00
Little Marvel .....	.50	2.70	24.00
Thomas Laxton Dark Podded .....	.50	2.50	22.00
Tall Telephone Dark Podded .....	.50	2.70	24.00
Everbearing .....	.50	2.70	24.00
Mam. Melting Sugar, Cabbage Pea .....	.50	3.10	28.00
<b>PEPPER—</b>	<b>Oz.</b>	<b>¼Lb.</b>	<b>Lb.</b>
True-Bred Colossal .....	.75	2.00	7.50
California Wonder .....	.65	1.90	7.00
Pimento .....	.65	2.00	7.50
World Beater, Ruby Giant .....	.55	1.75	6.00
Bull Nose, Large Sweet Bell .....	.45	1.40	5.00
Long Red Cayenne .....	.45	1.40	5.00
Small Red Chill .....	.45	1.40	5.00
Small Red Cherry .....	.55	1.75	6.00
<b>PUMPKIN—</b>	<b>Oz.</b>	<b>¼Lb.</b>	<b>Lb.</b>
Kentucky Field, Large Cheese .....	.15	.40	1.25
Small Sugar, New England Pie .....	.15	.40	1.25
King of the Mammoths .....	.20	.60	2.00
Striped Cushaw Crookneck .....	.15	.45	1.50
<b>RADISH—</b>	<b>Oz.</b>	<b>¼Lb.</b>	<b>Lb.</b>
Crimson Giant .....	.15	.30	.90
Early Scarlet Globe .....	.15	.30	.90
Early Scarlet Turnip White Tip .....	.15	.30	.90
French Breakfast .....	.15	.30	.90
Long Scarlet, Short Top .....	.15	.30	.90
White Icicle .....	.15	.30	.90
Long Black Spanish Winter .....	.15	.40	1.25
Rose China Winter .....	.15	.40	1.25
<b>SALSIFY—</b>	<b>Oz.</b>	<b>¼Lb.</b>	<b>Lb.</b>
Mammoth Sandwich Island .....	.40	1.20	4.00
<b>SPINACH—</b>	<b>Oz.</b>	<b>¼Lb.</b>	<b>Lb.</b>
Bloomsdale Savoy Long Standing .....	.10	.25	.70
Nobel Giant-Leaved .....	.10	.25	.70
Viroflay .....	.10	.25	.70
New Zealand Summer .....	.15	.35	1.00
<b>SQUASH OR CIMBLING—</b>	<b>Oz.</b>	<b>¼Lb.</b>	<b>Lb.</b>
True-Bred Prolific White Bush .....	.20	.50	1.75
Early White Bush, Patty Pan .....	.15	.45	1.50
Bennings Green Tinted Bush .....	.15	.45	1.50
Early Summer Crookneck .....	.15	.45	1.50
Early Prolific Straightneck .....	.15	.45	1.50
Cocozelle, Bush Italian Marrow .....	.15	.45	1.50
Black Zucchini .....	.15	.45	1.50
Improved Green Hubbard .....	.20	.60	2.00
Table Queen, Des Moines Acorn .....	.15	.45	1.50
<b>TOMATO—</b>	<b>Oz.</b>	<b>¼Lb.</b>	<b>Lb.</b>
True-Bred Evenripe Supreme .....	.75	2.25	8.00
Pan American Wilt Immune .....	.75	2.25	8.00
Certified Stokesdale .....	.60	1.75	6.00
Beak O'Day Wilt Resistant .....	.60	1.75	6.00
Rutger's Wilt Resistant Certified .....	.50	1.50	5.00
Mariglobe Wilt Resistant Certified .....	.50	1.50	5.00
Pritchard Scarlet Topper .....	.50	1.50	5.00
Stone .....	.40	1.15	4.00
June Pink .....	.65	2.00	7.00
Jubilee Orange .....	1.00	3.50	12.00
Brimmer .....	1.00	3.50	12.00
Ponderosa, Beefsteak .....	1.00	3.00	10.00
Oxheart .....	1.25	4.00	15.00
Small Fruited Mixed .....	.75	2.50	9.00

<b>TURNIPS—</b>	<b>Oz.</b>	<b>¼Lb.</b>	<b>Lb.</b>
Early Purple Top Strap Leaved .....	.15	.40	1.25
Purple Top White Milan .....	.15	.45	1.50
Purple Top White Globe .....	.15	.45	1.50
White Egg .....	.15	.40	1.25
Long White Cowhorn .....	.15	.40	1.25
Amber Globe .....	.15	.40	1.25
Purple Top Yellow Aberdeen .....	.15	.40	1.25
Seven Top .....	.15	.30	1.00
Shogoin, Japanese Foliage .....	.15	.40	1.25
<b>RUTABAGA OR SWEDE—</b>	<b>Oz.</b>	<b>¼Lb.</b>	<b>Lb.</b>
White French, Breadstone .....	.15	.45	1.50
American Purple Top Yellow .....	.15	.45	1.50
True-Bred Neckless Purple Top .....	.15	.50	1.75

## VEGETABLE PLANTS AND ROOTS

	Not Prepaid			
	Doz.	25	100	1000
Asparagus Roots .....	.60	1.00	3.00	25.00
Cabbage Plants .....			.35	3.00
Collard Plants .....			.35	3.00
Egg Plant .....	.30	.50	1.50	12.00
Horse Radish Roots .....	.45	.75	2.50	18.00
Lettuce Plants .....			.50	4.50
Onion Plants .....			.40	3.50
Pepper Plants .....	.25	.40	1.25	9.50
Rhubarb Roots, ea. 25c .....	2.25	4.25	15.00	
Sweet Potato Plants .....			.60	5.00
Strawberry Plants .....	.45	.75	2.50	15.00
Tomato Plants .....	.25	.40	1.00	6.00
Jerusalem Artichoke				
Qt. 25c; Gal. 85c; Pk. \$1.50; Bu. \$5.00.				

## TRUE-BRED FLOWER SEED IN BULK

<b>NASTURTIUM—</b>	<b>Oz.</b>	<b>¼Lb.</b>	<b>Lb.</b>
Double Glorious Gleam Hybrids .....	.25	.90	3.25
Double Gleam in Separate Colors .....	.30	1.00	3.50
Single Dwarf Mixed .....	.20	.65	2.25
Single Tall Mixed .....	.20	.65	2.25
<b>SWEET PEAS</b>	<b>Oz.</b>	<b>¼Lb.</b>	<b>Lb.</b>
Early Flowering Spencer Mixed .....	.35	1.20	4.00
Ruffled Giant Spencer Mixed .....	.30	1.00	3.50
Giant Summer Flowing Spencer .....	.25	.75	2.50
Named varieties: Ambition, Lavender, Monty, pink; Flagship, blue; Gigantic, white; Mollie, cerise; Grand Slam, scarlet; Vista, purple; Orange Flare; Pinkie, rose; Red Boy; Reflection, blue; Welcome, scarlet; Superb Spencer Mixture.			
Perennial Sweet Peas (Lathyrus) .....	1.00	3.50	13.00
<b>ZINNIA—</b>	<b>¼Oz.</b>	<b>½Oz.</b>	<b>Oz.</b>
Giants of California Mixed .....	.35	.65	1.25
Dahlia Flowered Giants .....	.35	.65	1.25
Canary Bird, yellow; Crimson Monarch; Dream, lavender; Exquisite, light rose; Oriole, orange; Polar Bear, white; Will Rogers, scarlet; and mixed.			
Lilliput or Pompom Dwarf			
Mixed and Pastel Mixture .....	.35	.65	1.25

## TRUE-BRED FLOWERING BULBS

<b>GLADIOLI—No. 1 first size</b>	
Named varieties and Rainbow Mixture of these varieties, 3 for 30c; 85c dozen; \$5.00 per 100. Choice Mixed, all colors grown as a mixture, 3 for 25c; 75c dozen; \$4.00 per 100.	
<b>CALADIUMS—</b>	
Fancy-leaved Caladium, Rainbow Mixture 30c each; 3 for 85c; \$3.00 per dozen.	
Elephant's Ear (Caladium Esculentum) Mammoth Bulbs, 7 to 9 inches circumference 35c each; 3 for \$1.00; \$3.50 per dozen.	
<b>TUBEROSES—</b>	
Double Dwarf Pearl, large bulbs, 15c each; 3 for 40c; \$1.25 per dozen; \$7.50 per 100.	
<b>DAHLIAS—Strong Root Divisions</b>	
Outstanding named varieties, 60c each; 3 for \$1.50; 6 for \$2.90; \$5.75 per dozen.	
<b>CANNAS—Strong 2-3 Eye Divisions</b>	
The best named varieties, 25c each; 3 for 60c; 6 for \$1.10; \$2.00 per dozen.	

## Seed Disinfections

Diseases carried on the seed often reduce germination and cause a poor stand. Destroy these diseases by treating with Semesan disinfections.

Arasan. A dust disinfectant for vegetable seeds and peanuts. Use from 2 to 4 ounces for 100 lbs. of seed. ¾ oz. 25c; 8 oz. \$1.00; 4 lbs. \$6.00.

Ceresan-M for Oats, Barley, Wheat and Cotton, replacing 2% Ceresan and New Improved Ceresan. One pound treats 32 bushels. 14 oz. can \$1.15; 3 lbs. \$3.60; 40-lb. drum \$32.20.

Semesan for all small seeds. Use 1 oz. for 15 lbs. 1/3 oz. 20c; 2 oz. 60c; 12 oz. \$2.40; 4 lbs. \$11.00.

Semesan Bel. Apply to seed potatoes either as a dry powder or as a liquid dip. Use 1 oz. for 3 bushels. 2 oz. 50c; lb. \$2.00; 4 lbs. \$6.33.

## Sperguson

Prevents seed decay and lamping off. Just mix one bushel of seed with from 1 to 4 oz. of Sperguson. Non-injurious if used in excess. 1 oz. 25c; 5 oz. \$1.00; lb. \$2.25.



# WHITE'S Re-Cleaned and Tested FIELD SEEDS



F. O. B. Elizabeth City, N. C.  
Not Prepaid



FIELD CORNS—	Peck	1 Bu.	2 Bu.	Bg.
Registered Lathams Double .....	1.50	5.00	9.75	
Improved Golden Dent .....	1.25	4.00	7.75	
Jarvis Golden Prolific .....	1.25	4.00	7.75	

**HYBRID CORNS — Adapted for this area — Per Bushel**

**Funk's White Hybrids: G-512W, G-515W, G-527W—**  
Large Flat \$10.90; Reg. Flat \$11.40; Small Flat \$9.75 per bu.  
**Dixie 17, Kentucky 203—**  
Flat Kernels \$10.00; Round Kernels \$8.00 per bu.

**Funk's Yellow Hybrids: G-135, G-145, G-708, G-711, G-717—**  
Large Flat \$10.90; Reg. Flat \$11.40; Small Flat \$9.75 per bu.  
**N. C. 27, U. S. 282—**  
Flat Kernels \$10.00; Round Kernels \$8.00 per bu.

**Dixie 18—**  
Flat Kernels \$10.80; Round Kernels \$8.65 per bu.

COTTON SEED—	Peck	1 Bu.	100 lb.	Bg.
Coker's 100 Wilt .....	1.50	5.50	16.00	
Certified Coker's 100 Wilt .....	1.75	6.00	18.00	

SOY BEANS—	Peck	1 Bu.	2 Bu.	Bg.
Roanoke .....	1.25	4.00	7.50	
Ogden .....	1.25	4.00	7.50	
Haberlandt-38 (Herman) .....	1.25	4.00	7.50	
Hollybrook Early .....	1.25	4.00	7.50	
Wood's Yellow .....	1.25	4.00	7.50	
Tokio .....	1.25	4.10	7.75	

COW PEAS—	Peck	1 Bu.	2 Bu.	Bg.
Blackeye Ramshorn .....	4.25	15.00	29.50	
Gray Crowder or Blue Goose .....	4.00	14.50	28.50	
Large Black .....	3.75	13.00	25.50	
Mixed Cow Peas .....	2.00	6.50	12.50	

VELVET BEANS—	Peck	1 Bu.	2 Bu.	Bg.
Early Speckled 90-day .....	2.00	6.00	11.50	

LESPEDEZA—	Lb.	25 Lbs.	100 Lbs.
Kobe .....	.25	4.75	18.00
Korean .....	.20	3.25	12.00
Sericea Perennial Scarified .....	.35	6.50	25.00

CLOVER SEED—	Lb.	25 Lbs.	100 Lbs.
Alfalfa, Kansas Grown .....	.75	16.75	65.00
Alsike Cloved .....	.65	14.25	55.00
Red Clover .....	.60	13.00	50.00
White Dutch Clover .....	1.15	26.00	100.00
Ladino White Clover .....	2.00	46.00	180.00
White Sweet Clover .....	.35	8.00	30.00
Crimson Clover .....	.35	8.00	30.00

GRASS SEED—	Lb.	25 Lbs.	100 Lbs.
Alta (Kentucky 31) Fescue .....	.85	19.50	75.00
Carpet Grass .....	.40	8.50	32.00
Dallis Grass Paspalum .....	.85	19.50	75.00
Bermuda Grass .....	.50	11.25	42.00
Red Top or Herd's Grass .....	.70	15.75	60.00
Kentucky Blue Grass .....	.80	18.75	70.00
Orchard Grass .....	.50	11.25	42.00
Italian Rye Grass, Domestic .....	.20	4.00	14.00
Perennial Rye Grass .....	.35	6.50	24.00
Timothy .....	.30	5.50	20.00
Sudan Grass .....	.30	5.50	20.00

SEED OATS—	Peck	1 Bu.	3 Bu.	Bg.
Columbia Spring .....	.60	1.85	5.25	
Fulgain .....	.65	2.10	6.00	
Victorgrain .....	.65	2.10	6.00	

SEED PEANUTS—	Lb.	25 Lbs.	100 Lbs.
Jumbo Running .....	.35	6.75	25.00
Virginia Bunch .....	.35	6.75	25.00

SORGHUM, CANE, Etc.—	Lb.	25-Lbs.	100 Lbs.
Martin's Combine Milo .....	.20	3.00	11.00
Hegari, Certified .....	.20	3.00	11.00
Sugar Drip Sorghum .....	.25	4.25	16.00
Broom Corn, Early Japanese .....	.30	5.25	20.00

MILLETS—	Lb.	25 Lbs.	100 Lbs.
Tennessee Golden or German .....	.20	3.50	12.00
Pearl or Cattail .....	.30	5.00	18.00

VETCH and WINTER PEAS—	Lb.	25 Lbs.	100 Lbs.
Hairy Vetch .....	.35	7.00	26.00
Austrian Winter Peas .....	.20	3.25	11.00

MISCELLANEOUS—	Lb.	25 Lbs.	100 Lbs.
Buckwheat, Japanese .....	.15	3.00	10.00
Dwarf Essex Rape .....	.30	5.00	18.00
Crotalaria Giant Striata .....	.35	7.00	26.00
Crotalaria Spectabilis .....	.35	7.50	28.00
Mammoth Russian Sunflower .....	.40	8.00	30.00

LAWN and PASTURE MIXTURES—	Lb.	10 Lbs.	100 Lbs.
Evergreen Mixed Lawn Grass .....	.95	9.00	85.00
Sunny South Lawn Grass .....	.75	7.00	65.00
Shady Nook Lawn Mixture .....	1.10	10.50	100.00
Emerald Lawn Grass Mixture .....	.70	6.50	60.00
Permanent Pasture Mixture .....	.55	4.70	45.00
Southern Meadow Mixture .....	.55	4.70	45.00

INOCULATE ALL LEGUME SEEDS WITH

## NITRAGIN

OVER FORTY YEARS OF SERVICE

**ORDER STRICTLY BY GROUP LETTER**

**A. Alfalfa; Sweet, Bur, Hubam Clovers. 1 Bu. Size, 50c; 100 lb. size, 70c.**

**B. Red, Alsike, Crimson, White Clovers. 1 Bu. size, 50c; 100 lb. size, 70c.**

**C. All vetches: Austrian, Garden and Sweet Peas. 100 lb. size, 50c; 1200 lb. size \$5.70.**

**D. All Garden Beans, except Limas. 1 Bu. size 50c.**

**L. Lespedeza, all kinds. 100 lb. size, 50c.**

**E. Peanuts, Cowpeas, Velvet Beans, Lima Beans, Kudzu, Crotalaria, Alyce Clover, Beggarweed. 2 Bu., 35c; 5 Bu., 55c.**

**C. Soy Beans, all varieties. 2 Bu., 35c; 5 Bu., 55c; 30 Bu., \$3.00.**

**Sp. Special garden size for all garden peas, sweet peas, garden beans, lima beans and lupines. 8 lb. size, 15c.**

SEED IRISH POTATOES—	Gal.	Peck	Bu.	100 Lb. Bag
Irish Cobbler Cert. Maine .....	.60	.95	3.25	5.00
Irish Cobbler Select Maine .....	.55	.90	2.90	4.50
Irish Cobbler, P.E.I. Cert. .....	.55	.85	2.75	4.25
Cobbler B Size, P.E.I. Cert. .....	.50	.80	2.65	4.00
Red Bliss Certified Maine .....	.60	1.00	3.35	5.25
Sebago Certified .....	.60	.95	3.25	5.00

ONION SETS—	Qt.	Gal.	Peck	Bushel
White Silverskin .....	.25	.70	1.25	3.75
Yellow Ebenezer .....	.25	.65	1.10	3.50
Red Wethersfield .....	.25	.70	1.25	3.75
White Multiplier .....	.35	.85	1.40	4.50

F. O. B. Elizabeth City, N. C.



# Spray Materials

**DDT 25% Spray Concentrate**—  
1½ oz. 35c; 8 oz. 90c; 1 qt.  
\$1.80; 1 gal. \$5.00.

**DDT 50% Wettable Dust**—Lb.  
95c; 4 lbs. \$2.50.

**Chlordane 6% Dust**—Lb. 55c; 4-lbs.  
\$1.50.

**Fermate Fungicide**—8-oz. 75c; 3-lb.  
\$2.50.

**Marlate - Methoxychlor**—8 oz. 75c;  
4-lbs. \$4.00.

**D-X Insect Spray**—1 oz. 40c; ½  
pt. \$1.75; qt. \$5.25; gal. \$13.50.

**Arsenate of Lead** — 1-lb. 65c; 4-  
lbs. \$1.80; 48-lb. case \$19.25.

**Rotenone .75 Dust**—Lb. 45c; 4-lbs.  
\$1.00; 25-lbs. \$5.00.

**20% Sabadilla Dust**—Lb. 45c; 5-lbs.  
\$1.50; 10 lbs. \$2.75.

**Bordeaux Mixture**—Lb. 50c; 4 lbs.  
\$1.35; 48-lb. case \$14.00.

**Dry Lime Sulphur**—Lb. 60c; 5 lbs.  
\$2.50; 25 lbs. \$6.00.

**Scalecide**—Qt. \$1.05; gal. \$2.50; 5  
gal. \$8.25; 15 gal. \$20.50.

**Emo-Nik Oil Spray**—4½ oz. 45c;  
pt. 80c; qt. \$1.25; gal. \$3.50.

**Volck Oil Spray**—4 oz. 40c; pt.  
80c; qt. \$1.35.

**Pan Peach Spray** — Lb. 45c; 4 lbs.  
\$1.25; 8 lbs. \$2.00.

**Paris Green**—¼ lb. 25c; lb. 75c; 5  
lbs. \$3.35.

**Black Leaf 40**—(Nicotine Sul-  
phate)—Oz. 36c; 5-ozs. \$1.05; lb.  
\$2.50; 2-lbs. \$4.25; 5-lbs. \$7.90.

**Red Arrow Garden Spray** — Oz.  
35c; 4-ozs. \$1.00; pint \$2.85;  
quart \$5.00.

**Propylene Dichloride Emulsion**—  
Qt. \$1.25; gal. \$3.25. 5 gals.  
\$15.00.

**Tri-Ogen**—Economy kit 6 to 10  
roses, \$1.35; small kit 12 to 20  
roses, \$2.25; medium kit, 50 to  
80 roses, \$6.00.

**Tobacco Dust**—Lb. 15c; 5-lbs. 50c;  
10-lbs. 85c; 100-lbs. \$6.00.

**Dusting Sulphur**—5-lbs. 50c; 10-  
lbs. 80c; 25-lbs. \$1.75; 100-lbs.  
\$6.00.

**Wettable Sulphur** — 2-lbs. 55c; 5-  
lbs. \$1.00; 10-lbs. \$1.75.

**Carbon Bisulphide** — Lb. 50c; 2½-  
lbs. \$1.10; 5-lbs. \$2.00.

## MISCELLANEOUS MATERIALS

**Grafting Wax**—½ lb. 55c; lb. 85c.

**Warfarin**—Sensational new control  
—all types rats and mice. ¼-lb.  
\$1.75; ½-lb. \$3.00.

**Cro-Tox Crow Repellant**—½ pint  
60c; pint \$1.00; quart \$1.75.

**Barsprout** — Inhibits sprouting of  
potatoes, 12-oz. \$1.00; 5-lb. \$5.50.

**Mice Seed, Exterminates Mice**—  
Pkg. 25c.

**Fraim's Tree Wound Dressing**—  
pint 75c; quart \$1.25.

**Staleymane, New Plant Growth  
Substance** — 8-ozs. 50c; 1-lb.  
\$1.00; 5-lbs. \$2.50.

# Plant Foods

**Vigoro Complete Plant Food**—Lb.  
pkg. 15c; 5-lb. 50c; 10-lb. 90c;  
25-lb. bag \$1.60; 50-lbs. \$2.65;  
100-lbs. 4.25. Tablets per box 15c.

**Brimm Garden Fertilizer 5-10-5**—  
5-lbs. 25c; 10-lbs. 45c; 25-lbs.  
90c; 50-lbs. \$1.60; 100-lbs. \$2.75.

**Vigoro Azalea and Camellia  
Special**—5 lbs. 55c; 25 lbs. \$1.80;  
100 lbs. \$5.50.

**Sheep Manure, Wizard Brand Pul-  
verized**—5-lbs. 45c; 10-lbs. 65c; 25  
lbs. \$1.10; 50-lbs. \$2.00; 100-lbs.  
\$3.75.

**Bone Meal Raw**—5-lbs. 50c; 10-  
lbs. 90c; 25-lbs. \$1.75; 50-lbs.  
\$2.75; 100-lbs. \$5.00.

**Dried Blood Meal**—5-lbs. 85c; 10-  
lbs. \$1.50; 25-lbs. \$3.00; 100-lbs.  
\$10.00.

**Cotton Seed Meal**—5 lbs. 40c; 10  
lbs. 70c; 25 lbs. \$1.50; 100 lbs.  
\$4.50.

**Nitrate of Soda**—5-lbs. 30c; 10-  
lbs. 50c; 25-lbs. \$1.00; 100-lbs.  
\$3.50.

**Aluminum Sulphate**—5-lbs. 50c;  
10-lbs. 85c; 25-lbs. \$1.25; 100-  
lbs. \$4.25.

**Terralite - Vermiculite** — Ideal for  
starting seeds, rooting, cuttings,  
mulching. Gal. 40c; ½ bu. 90c;  
2 bu. \$1.75.

**Hydrated Lime**—10-lbs. 25c; 50-  
lbs. 85c; 100-lbs. \$1.60.

**Peat Moss Granulated** — 10-lbs.  
\$1.00; small bale \$2.00; Bale  
\$4.00.

**HY-GRO**—The soluble plant food and  
starter solution in concentrated form. ana-  
lysis 13-26-13, with growth hormones and  
mineral plant nutrients added — clean,  
odorless, safe and highly economical. Fer-  
tilizes plants while you water them.  
Grows finer house plants, better garden  
flowers, more luxuriant lawns, increases  
vegetable yields. Contains all the ele-  
ments needed for strong, healthy plant  
growth—so quick and easy to apply. 3-oz.  
25c; 20-oz. \$1.00; 10-lbs. \$4.00.

## BUXTON WHITE'S BABY CHICKS True-Bred Bloodtested

U. S. - N. C. Approved—Pullorum Clean

Pave the way to bigger poultry profits  
with these big, healthy, vigorous chicks  
—backed by many years of flock im-  
provement work. Bred to live, grow, lay  
and pay. Bloodtested for elimination of  
disease. Avoid disappointment by placing  
your order NOW! Delivery when wanted.



**Barred Rocks    New Hampshires    Rhode Island Reds**  
**Rock-New Hampshire Crosses    White Leghorns**

### DELIVERED PRICES

(All Breeds, 100% Live Delivery Guaranteed)

25 Chicks .....	\$ 4.00	100 Chicks .....	\$15.00
50 Chicks .....	7.75	500 Chicks .....	72.50
		1000 Chicks .....	\$140.00

**TURKEY POULTS:** Broad Breasted Bronze and Beltsville White 85c ea.  
**DUCKLINGS:** White Pekin 35c each.

## POULTRY SUPPLIES

Our complete line of poultry  
supplies and appliances includes  
every need of the successful  
chicken raiser. Coal, wood, oil and  
electric brooders, drinking foun-  
tains, feeders and miscellaneous  
equipment. Pratt's, Lederle, Rus-  
sell's, Barkers', Dr. Salisbury's and  
other Poultry Preparations. Ches-  
terfield Feeds and all sort of Feed  
Ingredients and Supplements.

## DAIRY SUPPLIES

We supply every item of dairy  
equipment and supplies. Milk  
Pails, Kettles, Shipping Cans,  
Strainers and Discs, Milk Bottles,  
Caps and Crates, Dairy Brushes,  
Washing Powders, Disinfectants,  
Cattle Sprays, Medicines, Chester-  
field Dairy Rations and Feed Stuffs  
of all kind.

## BEE SUPPLIES

We are distributors of the fam-  
ous Root and Lewis Bee Supplies  
furnishing every need of the bee-  
keeper for quality equipment. Com-  
plete Root and Lewis Catalog free  
upon request.

## PET SUPPLIES

While we stock Canary Birds,  
Parrakeets, Goldfish, and other  
pets only during the fall and win-  
ter months, we keep a complete  
stock of pet requirements through-  
out the year. Bird Cages and  
Stands, Fish Aquariums and Fit-  
tings, Dog and Cat equipment,  
French's Supplies for Caged Birds  
and Pets, Sergeant's Dog Medi-  
cines, Disinfectants, Shampoos,  
Dog Bedding, and various Foods  
for Caged Birds, Wild Birds, Pige-  
ons, Rabbits, Dogs, etc. Free  
upon request, Bird Book and Dog  
Book.



# BUXTON WHITE'S Complete Nursery Service

GROW MORE OF YOUR OWN

## FRUITS \* NUTS \* BERRIES



Stayman and Grimes Golden

### APPLE TREES

	Each	Doz.
2 to 3 ft. ....	\$ .90	\$ 9.00
3 to 4 ft. ....	1.50	15.00
4 to 6 ft. ....	2.00	20.00
Jumbo Bearing Size	3.00	30.00

**Lodi.** Medium to large, light yellow. June.

**Early Harvest.** Medium size, yellow. June.

**Carolina Red June.** Medium size, red. June.

**Anoka.** New, early red striped, good size. June.

**Yellow Delicious.** Large, yellow, sweet, good keeper. Fall.

**Grimes Golden.** Medium size, rich yellow, fine flavor. Fall.

**Red Delicious.** Large, bright red, fine grained, sweet. Fall-winter.

**Stayman Winesap.** Large, red firm, crisp, juicy, sprightly. Fall-winter.

**Winesap.** Medium to large, red firm, juicy, subacid, good keeper. Winter.

### Quintuplet (5-in-1) Apple

Ideal for small home owners with little space for fruits; furnish shade; highly ornamental; five different kinds of reds and yellows, summer to winter. Includes: Anoka, Grimes Golden, Red Delicious, Yellow Delicious, and Stayman Winesap.

**QUICK FRUITING**—the ideal tree for limited space or small grounds. Budded or grafted to produce multiple varieties on one tree, in a chain of ripening from early to late.

Price: 4 to 6 ft., only \$3.50 each

### APRICOTS AND NECTARINES Prices same as for Plums.

**Moorpark Apricot.** Largest orange-yellow, sweet, juicy. Aug.

**Sure Crop Nectarine.** Finest, large, roundish, white, firm, tender, free.

### PEACH TREES

	Each	Doz.
2 to 3 ft. ....	\$ .75	\$ 7.50
3 to 4 ft. ....	1.25	12.50
4 to 6 ft. ....	1.75	17.50
Jumbo Bearing Size	2.50	25.00

**Dixgem.** Promising new yellow freestone, ripening ahead of Golden Jubilee. Early July.

**Golden Jubilee.** Medium to large, fine quality, yellow, free. July.

**Hiley Belle.** Medium, white, free, excellent flavor. July.

**Southland.** Finest new freezing yellow, free, of excellent quality and appearance. July.

**Hale Haven.** Most promising new, large, yellow, free, ripens two weeks earlier than Elberta. July.

**Belle of Georgia.** Large, white, free, top quality. July.

**Elberta.** Large, rich yellow, free, juicy, famous commercial. Aug.

**Heath Cling.** Large, late white, cling, favorite pickling. Sept.

### PLUM TREES

	Each	Doz.
2 to 3 ft. ....	\$1.50	\$15.00
3 to 4 ft. ....	1.75	17.50
4 to 6 ft. ....	2.25	22.50
Jumbo Bearing Size	3.50	35.00

**Red June.** Medium, red, yellow flesh, early, good quality.

**Abundance.** Medium roundish, yellow crimson, subacid. July.

**Burbank.** Large, dark red, yellow flesh, rich flavor. July.

**Shropshire Damson.** Large, dark purple, firm, juicy, sprightly. Late.

### CHERRY TREES

	Each	Doz.
2 to 3 ft. ....	\$1.75	\$17.50
3 to 4 ft. ....	2.00	20.00
4 to 6 ft. ....	2.50	25.00
Jumbo Bearing Size	3.50	35.00

**Early Richmond.** Medium, red juicy, acid, fine for cooking. May.

**Montmorency.** Large, rich red, best of sour varieties. June.

**Black Tartarian.** Very large, purplish, tender, rich, sweet. May.

**Governor Wood.** Large, heart-shaped, yellow, juicy sweet. May.

**Hansen's Bush.** Ornamental shrub, delightful plum-shaped purple fruit, bears first year.

### FIG BUSHES

	Each	Doz.
2 to 3 ft. ....	1.50	15.00
3 to 4 ft. ....	1.75	17.50

**Brown Turkey.** Medium, purplish-brown, old favorite, prolific, hardy.

**Everbearing.** Large, yellow shaded bronze, sweet. Mid-summer until Fall.

Acclimated Plants from our local Albemarle Gardens and Whitehall Farm—Inspected and certified by the State Department of Agriculture.



Southland Peach

### PEAR TREES

	Each	Doz.
2 to 3 ft. ....	\$1.50	\$15.00
3 to 4 ft. ....	2.00	20.00
4 to 6 ft. ....	2.50	25.00
Jumbo Bearing Size	3.50	35.00

**Bartlett.** Large, yellow, buttery, juicy, highly flavored. Aug.-Sept.

**Keiffer.** Large, productive, yellow, firm, juicy, excellent cooking. Oct.

**Orient.** New blight resistant; enormous crops, large yellow, round fruit, juicy, melting. Late Aug.

**Seckel.** Small, juicy sweet, aromatic. Aug.-Sept.

### ORIENTAL PERSIMMONS

	Each	Doz.
3 to 4 ft. ....	\$2.25	\$22.50
4 to 5 ft. ....	2.75	27.50

**Tane-Nashi.** Large, yellow, changing to orange-red, fine, seedless, prolific.

### PECAN TREES

	Each	Doz.
2 to 3 ft. ....	\$2.75	\$27.50
3 to 4 ft. ....	3.75	37.50
4 to 5 ft. ....	4.75	47.50
5 to 6 ft. ....	5.75	57.50

**Stuart.** Large, plump, fine flavor, medium thin shell. Most dependable.

**Mahan.** New giant, paper-shell, early bearing Pecan. Largest size, thinnest shell, excellent quality.

### OTHER NUT TREES

	Each	Doz.
2 to 3 ft. ....	\$3.00	\$30.00
3 to 4 ft. ....	3.75	37.50
4 to 5 ft. ....	4.75	47.50

**Thomas Black Walnut.** Largest, improved, best quality.

**English Walnut.** Large, uniform, thin-shell, highest quality.

**Chinese Chestnut.** Blight resistant, large, fruits early, fine quality.

**Hazelnut (Filbert).** Decorative shrub, useful for edible nuts.



## GRAPE VINES

Bunch Class, 2-year—Each 65c; Doz. \$6.50

**Fredonia.** Earliest, good black, clusters medium, berries large.

**Lutie.** Very sweet, tender flesh, thin skin, red, large bunches. Mid-season.

**Concord.** Large black standby, solid, juicy, delicious flavor.

**Niagara.** Large, old reliable white, quality much like Concord.

Muscadine Class, 2-year — Each \$1.25; Doz. \$12.50.

**Scuppernong.** Large, clustered bronze, juicy, musky sweet. Well known.

**James.** Large, blue-black clusters, meaty, medium quality. Late.

**Thomas.** Sweetest, reddish purple, tender, pleasing flavor, very prolific.

## THE BRAMBLES

No. 1 plants—Each 25c; Doz. \$2.50; 100 \$15.00

**Eldorado Blackberry.** Large, black clusters, juicy sweet, no core.

**Lucretia Dewberry.** Large, prolific, sweet, black, early, luscious.

**Boysenberry.** Very large, delicious, prolific, almost seedless.

**Latham Raspberry.** Large, red, productive, luscious favorite.

**Indian Summer Raspberry.** Everbearing large red, vigorous, high quality.

## BLUEBERRIES

The aristocrat—prized for giant, delicious fruit and ornamental beauty. Assorted varieties. 3 yr. 12 to 18 in.—\$1.25 each; \$12.50 doz. 4 yr. 18 to 24 in.—\$1.75 each; \$17.50 doz.



## STRAWBERRY PLANTS

Spring Fruiting — 25, 75c; 100 \$2.50; 1000 \$15.00.

**Blakemore.** Earliest, vigorous productive, solid, fine shipper.

**Fairfax.** Early, best quality, large firm, beautiful, productive.

**Catskill.** Best midseason, sure, heavy cropper, big, firm, attractive.

**Massey.** Best late, outstanding quality and size, beautiful, firm.

Everbearing—25, \$1.25; 100, \$4.00; 1,000, \$25.00.

**Streamliner.** Sensational new everbearer. Large, firm, sweet. Replacing older everbearers because of superiority.

## ORNAMENTAL AND SHADE TREES

Nothing is more inviting than the shade of a tree in summer, nor more attractive than the breath-taking beauty when covered in full bloom or autumn-tinted foliage. Trees are the framework of the home setting.

**Catalpa Bungei.** Umbrella-shaped, small tree, large leaves. 4 to 5 ft. \$3.50.

**Cherry, Japanese Flowering.** Large, double, dark pink flowers in spring. 3 to 4 ft. \$4.00.

**Cherry, Japanese Weeping.** Drooping branches, profuse pink flowers. 6 ft. \$12.50.

**Crab Apple.** Hopa, double flowering, bright, rose-red, hardy. 3 to 4 ft. \$2.00; 4 to 6 ft. \$3.00.

**Crape Myrtle.** See Flowering Shrubs.

**Dogwood, White Flowering.** Showy in early spring. Red berries. 2 to 3 ft. \$2.00; 3 to 4 ft. \$2.50; 4 to 5 ft. \$3.50.

**Dogwood, Pink-Flowering.** Similar to white, beautiful pink blossoms. 2 to 3 ft. \$3.50; 3 to 4 ft. \$5.00; 4 to 5 ft. \$7.50.

**Elm, Chinese.** Fast grower, small leaves, early spring to late fall. 5 to 6 ft. \$2.50; 6 to 8 ft. \$3.00.

**Linden, American.** Large leaves, rapid growing tree. 5 to 6 ft. \$2.50; 6 to 8 ft. \$3.50.

**Magnolia Grandiflora.** Southern Magnolia, evergreen large glossy leaves, beautiful waxy white flowers. 2 to 3 ft. \$5.00; 3 to 4 ft. \$6.00; 4 to 5 ft. \$7.50.

**Magnolia, Oriental.** Purplish-red tulip-flowers before foliage appears. 2 to 3 ft. \$5.00; 3 to 4 ft. \$7.50.

**Maple, Norway.** Compact rounded head, most popular for street and lawn. 5 to 6 ft. \$3.00; 6 to 8 ft. \$4.00.

**Maple, Scarlet.** Large tree, scarlet flowers, brilliant foliage in fall. 5 to 6 ft. \$3.00; 6 to 8 ft. \$3.50.

**Maple, Silver.** Large, rapid grower, green leaves silvery white beneath. 5 to 6 ft. \$3.00; 6 to 8 ft. \$3.50.

**Mimosa.** Irregular, spreading tree, ferny leaves, feathery pink flowers. 3 to 4 ft. \$2.00; 4 to 5 ft. \$2.50.

**Oak, Water.** Rare native, similar to Willow Oak, broader leaves. 5 to 6 ft. \$3.00; 6 to 8 ft. \$4.00 each.

**Peach, Double Flowering.** Red or white, roselike flowers envelop limbs. 2 to 3 ft. \$1.50; 3 to 4 ft. \$2.00; 4 to 6 ft. \$2.50.

**Plum, Red Leaved.** Small tree, purplish foliage, pink flowers. 2 to 3 ft. \$1.50; 3 to 4 ft. \$2.25.

**Poplar Lombardy.** Tall, slender, rapid grower, effective screen. 4 to 5 ft. 75c; 6 to 8 ft. \$1.25.

**Red Bud or Judas Tree.** Rosy-purple flowers cover branches before leaves. 3 to 4 ft. \$1.50; 4 to 5 ft. \$2.25.

**Sycamore or Plane Tree.** Large, fast growing tree, trunk mottled 5 to 6 ft. \$2.50; 6 to 8 ft. \$3.50.

**Tulip Tree.** Tall, quick growing, large yellow tulip-shaped flowers. 4 to 5 ft. \$2.00; 5 to 6 ft. \$3.00.

**Willow, Pussy.** Small tree, gray catkins in early spring. 4 to 5 ft. \$2.00; 6 to 8 ft. \$3.00.

**Willow, Weeping.** Large tree, drooping branches, small leaves. 4 to 5 ft. \$2.00; 6 to 8 ft. \$3.00.

Larger sizes of many trees can be quoted on request.

## CONIFEROUS EVERGREENS

Some locations around the grounds just call for conifers in some form—upright, medium, round and spreading. They lend richness and dignity as no other class can. The varieties we offer are tried and adapted, giving good results in suitable locations. Most of these plants need almost full sun, but some sorts do very well in partial shade.

**Arborvitae, American.** Broadly pyramidal, tall, vigorous, dark green. 2 to 3 ft. \$3.50; 3 to 4 ft. \$4.50.

**Arborvitae, Berckman Golden.** Compact dense, conical, golden, dwarf. 12 to 15 in. \$3.00; 15 to 18 in. \$4.00.

**Arborvitae, Globe.** Dwarf, compact, natural globe shape, light green. 18 to 24 in. \$3.50; 2 to 3 ft. \$4.50.

**Arborvitae, Pyramidal.** Narrow pyramid, medium, vigorous, bright green. 18 to 24 in. \$3.50; 2 to 3 ft. \$4.50.

**Cunninghamia, China Fir.** Tall, fast, broad, dark green lance foliage. 2 to 3 ft. \$4.00; 3 to 4 ft. \$5.00.

**Hemlock, Canadian.** Hardy, strong grower, beautifully shaped, graceful evergreen tree of wide adaptation. 18 to 24 in. \$3.50; 2 to 3 ft. \$5.00.

**Juniper, Greek.** Compact, low broad conical, spiny bush-green foliage. 15 to 18 in. \$3.50; 18 to 24 in. \$4.50.

**Juniper, Irish.** Erect, dense column, medium growth, blue-green. 18 to 24 in. \$3.50; 2 to 3 ft. \$4.50

(Continued on next page)



**CONIFEROUS EVERGREENS**  
(Continued)

**Juniper, Pfitzer.** Broad, spreading, silvery green, feathery, hardy. 15 to 18 in. \$4.00; 18 to 24 in. \$5.00.

**Juniper, Red Cedar.** Upright, pyramidal, compact native evergreen. 2 to 3 ft. \$3.50; 3 to 4 ft. \$5.00.

**Retinospora, Moss Cypress.** Medium, compact when pruned. Fleecy silver-blue. 18 to 24 in. \$3.50 2 to 3 ft. \$4.50.

**Retinospora, Plume Cypress.** Medium dense conical, feathery, light green. 18 to 24 in. \$3.50; 2 to 3 ft. \$4.50.

**Spruce, Norway.** Large, symmetrical pyramid, rich, dark green foliage. 18 to 24 in. \$3.00; 2 to 3 ft. \$4.00.

**Japanese Plum-Yew.** Beautiful, upright evergreen, long dark green leaves. 18 to 24 in. \$3.50; 24 to 30 in. \$5.00.

**Yew, Hick's.** Distinctly columnar, very compact, dark green, hardy. 18 to 24 in. \$5.00; 2 to 3 ft \$7.50.

**Yew, Spreading Japanese.** Bushy, upright, spreading, rich green, hardy. 18 to 24 in. \$5.00; 2 to 3 ft. \$7.50.

**Yew, Upright Japanese.** Tree-form, broad, hardy, tolerant, dark green. 18 to 24 in. \$5.00; 2 to 3 ft. \$7.50.

Large sizes and other varieties quoted upon request.

**BROAD-LEAF EVERGREENS**

We are, indeed, fortunate in the wealth of these plant materials, so well suited to this section. Not only the evergreen foliage, affording contrast in color, shape and size, but the gorgeous display of blossoms and berries available the year around makes them the most prized of plant possessions. Some lend themselves to formal pruning, almost all stand shearing well, and many are attractive to wild birds.

**Abelia Grandiflora.** Glossy foliage, pinkish white flowers all summer. 18 to 24 in. \$1.50; 2 to 3 ft. \$2.50; 3 to 4 ft. \$3.50.

**Aucuba Japonica.** Long glossy leaves, large scarlet berries, shade loving. 18 to 24 in. \$3.00; 2 to 3 ft. \$4.00.

**Azalea, Kurume Varieties.** Dwarf, extremely floriferous, most showy, hardy, comparatively easy to grow in acid soil; use lots of leaf mold or peat moss.

**Coral Bells.** Coral-pink, free flowering, dainty, small leaves.

**Hexe.** Large flowers, crimson-red, compact plants.

**Hinodegiri.** Most popular, profuse, brilliant scarlet, dwarf.

**Salmon Beauty.** Large, hose-in-one, salmon-pink flowers.

**Snow.** Large, pure white, profuse flowers, glossy green foliage.

6 to 8 in. \$1.50; 8 to 10 in. \$2.00; 10 to 12 in. \$3.00.

**Azalea, Indica Varieties.** Tall growers—large flowers. The far-famed Indian Azaleas which grow to the apex of perfection in the gardens of the lower South. Not hardy in the North.

**Elegans.** Tall, early, large, light pink.

**Formosa.** Free blooming, rose-purple, early, good foliage.

**Fielder's White.** Pure white, profuse, vigorous, early flowering.

**Phoenicia.** Like Formosa, but brighter and later blooming.

**President Clay.** Most satisfactory red; fast compact growth. 12 to 15 in. \$1.50; 15 to 18 in. \$2.00; 18 to 24 in. \$3.00.

**Barberry Julianne.** Green leaves, scarlet in winter, purplish berries, prickly. 18 to 24 in. \$3.00; 2 to 3 ft. \$4.00.

**Boxwood, Old English.** Dwarf, compact, slow growing, shiny green aristocratic. 5 to 6 in. 80c 6 to 8 in. \$1.50; 8 to 10 in. \$2.50.

**Boxwood, American.** Upright open, more rapid growth to large bush. 12 to 15 in. \$2.00; 15 to 18 in. \$3.50; 18 to 24 in. \$6.00.

**Camellia Japonica.** Pre-eminent ornamental of the South, enjoying a new wave of popularity, especially valued for off-season bloom. Glossy foliage, double waxy flowers in red, pink, white and variegated.

**Alba Plena.** Four inch snow-white, all-season bloomer.

**Enrico Bettoni.** Very large, semi-double, translucent pink.

**Herme.** Large, peony type, pink and red variegated white edge.

**Jarvis Red.** Very popular, blood red, semi-double, with golden stamens.

**Pope Pius IX.** Very double, scarlet, good compact.

**Pink Perfection.** Very double, dainty, shell-pink, bloom young.

**Prince Albert.** Varying pink and white peony form, rapid pyramidal growth.

**Professor C. S. Sargent.** Very double, peony form, bright scarlet, free bloomer.

**Sarah Frost.** Full double, medium, profuse, rose-red, dependable.

**Tricolor.** Semi-double, variegated pink, red, white, changeable.

6 to 12 in. \$1.00; 12 to 15 in. \$2.00; 15 to 18 in. \$3.00; 18 to 24 in. \$4.00; 24 to 30 in. \$5.00.

These are only a few of over a hundred varieties in our collection. Other sizes and varieties quoted upon request.

**Camellia Sasanqua.** Handsome fall-blooming evergreens, very profuse bloomer when flowers are scarce, pinks and whites, singles to doubles, very hardy and rapid grower. 12 to 15 in. \$1.00; 15 to 18 in. \$2.00; 18 to 24 in. \$3.00; 2 to 3 ft. \$4.00.

**Cotoneaster Horizontalis.** Spreading, pinkish flowers, red berries. 18 to 24 in. \$3.00; 24 to 30 in. \$4.00.

**Eleagnus Fruitlandi.** Silvery leaves, fragrant white flowers, pink berries. 18 to 24 in. \$3.00; 2 to 3 ft. \$4.50.

**Euonymus Patens.** Medium growth, bright green, white flowers, red berries. 18 to 24 in. \$2.25; 2 to 3 ft. \$3.00.

**Gardenia, Cape Jasmine.** Large waxy white blooms, very fragrant, glossy. 15 to 18 in. \$1.50; 18 to 24 in. \$2.50; 2 to 3 ft. \$3.50.

**Holly, American.** Native Christmas Holly, spiny, glossy leaves, red berries. 2 to 3 ft. \$4.50; 3 to 4 ft. \$6.00.

**Holly, Burford's.** Compact, globose, glossy leaves without spines, red berries. 18 to 24 in. \$5.00; 2 to 3 ft. \$7.50.

**Holly, Chinese.** Bushy, oblong leaves, three-pointed at apex, red berries. 18 to 24 in. \$5.00. 2 to 3 ft. \$7.50.

**Holly, English.** Dark glossy leaves, distinct spines, red berries. 18 to 24 in. \$5.00; 2 to 3 ft. \$7.50.

**Holly, Japanese.** Dwarf, slow growth, hardy, small round leaves, black berries. 15 to 18 in. \$4.00; 18 to 24 in. \$5.00.

**Holly, Yaupon.** Bushy, dark roundish leaves, waxy red berries, native. 18-24 in. \$3.50; 2-3 ft. \$5.00.

**Laurel, English.** Shrub, large dark green, shiny leaves. 2 to 3 ft. \$3.50; 3 to 4 ft. \$5.00.

**Ligustrum, Japanese.** Large shrub, dark shining, white flowers, black berries. 2-3 ft. \$2.00; 3-4 ft. \$2.50.

**Ligustrum, Lucidum.** Wax - leaf Privet, glossy dark green, compact, black berries. 18 to 24 in. \$2.50; 2 to 3 ft. \$3.50.

**Mahonia, Oregon Holly - Grape.** Low, holly-like leaves, yellow flowers, blue berries. 15 to 18 in. \$2.50; 18 to 24 in. \$3.50.

**Nandina Domestica.** Foliage turns red in fall, white flowers, red berry clusters. 15 to 18 in. \$2.50; 18 to 24 in. \$3.50.

**Photinia Serrulata.** Evergreen, new growth in vivid red, white flowers. 15 to 18 in. \$2.50; 18 to 24 in. \$3.50.

**Pittosporum Tobira.** Compact, dark green clustered leaves, fragrant flowers. 15 to 18 in. \$2.50; 18 to 24 in. \$3.50.

**Pyracantha Lalandi.** Firethorn, tall, open, white flowers, orange berries. 18 to 24 in. \$2.50; 2 to 3 ft. \$4.00.

**Pyracantha Formosana.** Dwarfish, spreading, masses of bright red berries. 18 to 24 in. \$2.50; 2 to 3 ft. \$4.00.

**Vilburnum, Leather-Leaf.** Large, wrinkled leaves, white flowers, red berries. 18 to 24 in. \$3.00; 2 to 3 ft. \$4.00.



## FLOWERING SHRUBS

Color, fragrance, hardiness and quick results unite to make these plants indispensable in every well-planned landscape, whether small or large. By careful study, one may have beauty of foliage, flowers, or fruit practically all year, lending an interest which can be gained only by this class of plants.

**Almond, Pink Flowering.** Low growing, double pink flowers, early spring. 18 to 24 in. \$1.00; 2 to 3 ft. \$1.50.

**Althea, Rose of Sharon.** Tall shrub, double pink, red, purple, white flowers. 2 to 3 ft. \$1.00; 3 to 4 ft. \$1.50.

**Barberry, Japanese.** Low; prickly bush, yellow flowers, red berries, 18 to 24 in. \$1.00; 2 to 3 ft. \$1.25.

**Barberry, Red Leaf.** Red foliage if planted in the sun, red berries, fall. 18 to 24 in. \$1.00; 2 to 3 ft. \$1.25.

**Beautyberry, Callicarpa.** Native; conspicuous clusters lilac berries, fall. 18 to 24 in. 75c; 2 to 3 ft. \$1.00.

**Butterfly Bush.** Summer lilac; strong grower, long arching spikes purplish flowers, June until frost, fragrant. Six varieties. 18 to 24 in. \$1.00; 2 to 3 ft. \$1.25.

**Crape Myrtle.** Southern favorite; large shrub, crape-like flowers, summer. 18 to 24 in. \$1.00; 2 to 3 ft. \$2.00; 3 to 4 ft. \$3.00.

**Deutzia, Pride of Rochester.** Tall; double white tinted pink, late spring. 2 to 3 ft. \$1.00; 3 to 4 ft. \$1.25.

**Forsythia, Goldenbell.** Erect, spreading, abundant yellow flowers, early. 2 to 3 ft. \$1.00; 3 to 4 ft. \$1.25.

**Honeysuckle, Bush.** Medium; fragrant pink flowers, spring, red berries. 2 to 3 ft. \$1.00; 3 to 4 ft. \$1.25.

**Hydrangea, Hill of Snow.** Low, large heads, white flowers, summer. 18 to 24 in. \$1.00; 2 to 3 ft. \$1.50.

**Hydrangea, French Varieties.** Dwarf; immense heads, blue or pink flowers. 18 to 24 in. \$1.50; 2 to 3 ft. \$2.50.

**Jasmine, Winter.** Small, spreading; bright yellow flowers before foliage. 18 to 24 in. \$1.00; 2 to 3 ft. \$1.50.

**Kerria, Double Flowers.** Medium, bushy; yellow pompom masses, green twigs. 18 to 24 in. \$1.00; 2 to 3 ft. \$1.25.

**Lilac, Common.** Tall, vigorous; fragrant large panicles, lilac or white. 18 to 24 in. \$1.00; 2 to 3 ft. \$1.50.

**Lilac, French Hybrids.** Better bloomers, named varieties, pink, red, white, purple. 18 to 24 in. \$1.50; 2 to 3 ft. \$2.00.

**Mock Orange.** Tall; profusion single white flowers, very fragrant, spring. 2 to 3 ft. \$1.00; 3 to 4 ft. \$1.50.

**Pomegranate.** Large, vigorous; double orange-red flowers, large reddish fruit. 18 to 24 in. \$1.50; 2 to 3 ft. \$2.00.

**Quince, Flowering.** Low; brilliant scarlet flowers before leaves, spicy. 18 to 24 in. \$1.00; 2 to 3 ft. \$1.50.


**Scotch Broom.** Green branches, small leaves, showy yellow pea-flowers. 18 to 24 in. \$1.50; 2 to 3 ft. \$2.00.

**Snowball, Japanese.** Upright, bushy; many white "snowballs" in June. 18 to 24 in. \$1.00; 2 to 3 ft. \$1.50.

**Spirea, Anthony Waterer.** Dwarf, bushy; bright rose corycombs, all summer. 18 to 24 in. \$1.00; 2 to 3 ft. \$1.25.

**Spirea, Bridal Wreath.** Upright; small double white flowers along stems. 18 to 24 in. 75c; 2 to 3 ft. \$1.00.

**Spirea, Thunberg.** Low, innumerable small white flowers, ferny leaves. 18 to 24 in. 75c; 2 to 3 ft. \$1.00.



**Spirea, Van Houtte.** Graceful, drooping; round white clusters, profuse. 2 to 3 ft. 75c; 3 to 4 ft. \$1.

**Sweet Shrub.** Low; unusually fragrant, chocolate double flowers, summer. 18 to 24 in. \$1.00; 2 to 3 ft. \$1.50.

**Tamarix, African.** Straggly, upright; feathery foliage, pink flowerspikes. 2 to 3 ft. \$1.00; 3 to 4 ft. \$1.50.

**Viburnum, Double-File.** Flat-topped white flower clusters along branches. 18 to 24 in. \$1.50; 2 to 3 ft. \$2.00.

**Weigela, Eva Rathke.** Small; rich red bell-shaped flowers, late spring. 18 to 24 in. \$1.00; 2 to 3 ft. \$1.50.

**Weigela, Rosea.** Medium; showy, free-blooming pink, last to flower. 2 to 3 ft. \$1.00; 3 to 4 ft. \$1.50.

**Weigela Snow.** Medium; bell-shaped white flowers, late spring. 2 to 3 ft. \$1.00; 3 to 4 ft. \$1.50.

**Winterberry.** Deciduous holly; red berries cover branches long after leaves fall. 2 to 3 ft. \$2.00; 3 to 4 ft. \$3.00.

## HEDGE PLANTS

The friendly way to fence; adds character and beauty to the homegrounds; less costly than fencing; trimming costs less than painting.

**Privet, Amur River.** Erect, hardy, dark, lustrous green, prunes easily. 1-year \$15.00 per 100; 2-year \$20.00 per 100.

Other hedge plants, adapted to a variety of uses for highly ornamental effects, are listed below, and prices will be quoted upon request:

Abella	Japanese Holly
Japanese Barberry	American Holly
Red-Leaf Barberry	Yaupon
Tree Boxwood	Wax-Leaf Ligustrum
Old English Box	Wax Myrtle
Flowering Quince	Multiflora Rose
Chinese Holly	Japanese Yew

## VINES AND CREEPERS

These are the draperies Mother Nature has provided to cover arbors, fences, and to conceal unsightly spots; on porches they can furnish shade and privacy.

**Bittersweet, American.** Vigorous; yellow flowers, red and orange berries. 2-year plants 75c.

**Clematis, Virgin's-Bower.** Profusion of white fragrant flowers, early fall. 2-year plants 50c.

**Honeysuckle, Hall's.** Very fragrant white and yellow flowers, summer. 2-year plants 50c.

**Ivy, English.** Most popular evergreen vine, large, glossy green leaves. 2-year plants 50c.

**Periwinkle, Minor.** Evergreen trailer, ground cover, window boxes, blue flowers. Clumps 25c each; \$2.50 a dozen.

**Spurge, Japanese.** Hardy, dark green ground cover. Best in shade. Clumps 25c; each; \$2.50 a dozen.

**Wisteria, Chinese.** Rampant clinging; large drooping flower clusters, blue or white. 4-year plants \$1.50.

## ROSE BUSHES

Grown and loved from olden times, the Rose is a part of life itself. The well-cared rose garden is not only a thing of beauty, but unsurpassed as a source of magnificent blooms for house decoration, from early summer until frost. We offer dependable, time-tested varieties most likely to succeed in this section. Only a few of our many varieties are mentioned here. Ask for complete listing, including the best new patented introductions.

**Monthly Blooming, top-grade, 2-year field grown \$1 each; \$10 doz.**

### Reds

**Ami Quinard.** Beautiful buds of black-lustered red velvet, fragrant.

**Christopher Stone.** Popular velvety crimson, fragrant.

**E. G. Hill.** Deep, rich glowing red, very double, fragrant, lasting.

**Etoile de Hollande.** World's favorite, brilliant red, large, fragrant.

**Red Radiance.** Most dependable, deep, rose-red, prolific bloomer.

### Pinks

**Briarcliff.** Large, long pointed buds, deep rose pink, lasting.

**Editor McFarland.** Dark pink, bud pointed, lasting, fragrant, fine.

**Mrs. Chas. Bell.** Shell-pink Radiance, shadings of salmon.

(Roses Continued Next Page)



## ROSES (Continued)

**Pink Radiance.** Brilliant cameo pink, large vigorous, fragrant.

### Whites

**Caledonia.** Large, purest white, perfectly formed, lasting.

**Frau Karl Druschki.** Very large, snow-white, buds pink stained.

**Kaiserin A. Victoria.** Creamy buds open showy white, hardy.

**Konigin Luise.** Vigorous, very large, high centered white.

### Yellow

**Golden Dawn.** Large sunflower yellow, flushed old-rose.

**Luxemburg.** Long, pointed, deep golden yellow, very fragrant.

**Mrs. P. S. DuPont.** Yellow-gold, pointed, medium size, elegant.

**Sunburst.** Long pointed bud of variable cadmium yellow.

### Two-Tone

**Betty Uprichard.** Delicate salmon-pink, reverse carmine, fragrant.

**Condessa de Sastago.** Golden yellow, brilliant red combination.

**Edith Nellie Perkins.** Outside Chinese red, inside salmon-pink.

**President Hoover.** Cerise - pink, flame scarlet and yellow-gold.

**Talisman.** Orange, yellow, copper and rose-red, beautiful blend.

### Polyantha

**Cecile Brunner.** 'Sweetheart' blush, shaded salmon-pink, miniature.

## CLIMBERS AND RAMBLERS

**Dr. W. Van Fleet.** Vigorous; dainty flowers of cameo-pink.

**Etoile de Hollande.** Fine red flowers, like bush type.

**Mrs. P. S. DuPont.** Climbing sport from the yellow bush DuPont.

**Paul's Scarlet Climber.** Clusters of brilliant fiery scarlet.

**Red Radiance.** Large blooms, identical with bush.

**Silver Moon.** Large, single, pure white, prominent yellow stamens.

**Talisman.** Similar to bush type with even larger flowers.

## PERENNIAL PLANTS AND ROOTS

Make Rainbows of dull, somber situations. While space will not permit a comprehensive

listing here, we can supply practically any varieties desired upon request.

Prices except as noted, strong plants 40c each; \$4.00 per doz.

**Alyssum saxatile compactum.** "Basket of Gold," bright yellow, early.

**Aquilegia,** Columbine, long-spurred Hybrids, range of color.

**Asclepias,** Orange Butterfly Plant. Brilliant orange, abundant flowers, clusters.

**Aster nova-anglia.** Wood's Aster, quantities purplish-blue flowers, fall.

**Baptisia.** False Indigo, Lupin-like, indigo blue spikes splendid for cutting.

**Campanula,** Canterbury Bells, large bell-flowers, mixed colors, May.

**Candytuft,** *Iberis sempervirens*, white flower clusters, ideal edging.

**Carnation, Grenadin.** Hardy, beautiful, bloom entire season.

**Chrysanthemums.** Cushion Type "Azaleamum," dense, compact mound, covered by multitude of bloom, early to late, separate colors and mixed.

**Chrysanthemums,** Hardy Korean. Beautiful, vigorous outdoor Mums, a fall-flowering garden sensation remarkably frost resistant, free-blooming, long-lasting, singles and doubles, separate colors and mixed.

**Coreopsis.** Sunburst. Georgeous double, brilliant golden-yellow, floriferous.

**Daisy,** Bellis. Double English Daisy Mixed, \$1.00 per doz; \$5.00 per 100. **Shasta.** Flowers large white, yellow center, all summer.

**Dianthus,** Sweet William. An old garden favorite in mixed colors.

**Dicentra,** Bleeding Heart. Graceful heart-shaped pink flower racemes. 75c.

**Digitalis,** Foxglove. Tall spikes, purple, pink or white, midseason.

**Funkia,** Blue, Plantainlily. Lily-like flowers in terminal racemes, shade.

**Gaillardia.** Monarch Strain. Robust, giant size, varied colorings.

**Hemerocallis,** Day Lilies. Greatly improved in size, season of bloom and color range, all shades of yellows, oranges, pinks and reds. Per-

fectly hardy, thrives in sun or shade, rich or poor, dry or damp soil. Grows anywhere, under any conditions, with practically no care. Beautiful for mass color or cut flowers, from spring to fall. Our list is too large for description here. Ask for information.

**Hibiscus,** Mallow Marvels. Striking, brilliant single red flowers summer.

**Hollyhocks,** Double Mixed. Great spikes of bloom are "Towers of Beauty."

**Iris,** Bearded German. More of these "Poor Man's Orchids" should be planted; easy to grow, rapid increase. New Iris aristocrats are truly gorgeous flowers in wide variance of form and color, grand for cutting. Descriptive list of varieties on request, or mixed as quoted.

**Iris,** Kaempferi, Japanese. Larger, later, flat-topped; damp locations. A superb combination of the finest mixed.

**Liatris.** Gayfeather. Long, narrow spikes of unusual purple flowers.

**Physostegia,** False Dragonhead. Showy, bright, shell-pink spikes, lipped flowers.

**Peonies,** Double. The rival of the rose, unsurpassed for beauty and showiness; immense, fragrant flowers lovely for cutting.

**Edulis Superba.** Mauve pink, early.

**Felix Crousse.** Brilliant crimson, midseason.

**Festiva Maxima.** Best white, flecked crimson. 3 to 5 eye divisions \$1.00 each; \$10.00 per doz. Mixed colors, 75c each; \$7.50 per doz.

**Phlox,** Tall Hardy Summer. Heavy heads of large florets, marvelous colors. Splendid selection of varieties and in mixture. **Dwarf Sublanta,** Moss Pink. Low, spreading mat, bloom covered.

**Primula,** English Primrose. Cow slip. Pale yellow flower clusters.

**Pyrethrum,** Painted Daisy. Attractive daisies of various colors.

**Tritoma,** Red Hot Poker, Graceful, loose spikes in gay colors.

**Veronica,** Speedwell. Long spikes of violet-blue flowers, summer.

## Newest and Best Patented, ALL-AMERICA ROSES

These Roses are the choice of experts, thoroughly tested, superbly adapted to southern conditions. Strictly top-grade, No. 1, 2-year field grown, acclimated plants. Roses are in short supply; place your order early to avoid disappointment.

**Charlotte Armstrong.** Long, cherry bud buds. \$1.50 each.

**Countess Vandal.** Artistic two-tone pink with copper. \$1.35.

**Eclipse.** Best yellow, long slender buds. \$1.35 each.

**Forty-Niner.** Large bicolor, cherry-red and yellow. \$2.00.

**Mirandy.** Huge, velvety red; penetrating fragrance. \$1.50.

**New Yorker.** Tremendous blooms of reddest red. \$2.00 each.

**Nocturne.** Pointed buds of dark cardinal red. \$1.50 each.

**Peace.** The All-America miracle, greatest yellow blend. \$2.00.

**Rubaiyat.** Large, long buds of brilliant rosy crimson. \$1.50.

**Sutter's Gold.** Richest golden yellow, shaded orange. \$2.50 each.

**Taffeta.** Changeable rich pink with apricot shadings. \$1.50.

**Tallyho.** Unusual two-toned pink of new shade. \$2.00 each.

**Fashion.** Coral-pink Floribunda; four international awards. \$2.00 each.

**Blaze.** Vivid scarlet; everblooming Paul's Scarlet Climber. \$1.50 each.

**New Dawn.** Flesh pink climber; everblooming Dr. Van Fleet. \$1.25 each.





## The Old Gardener Says . . .

I reckon that the folks that are least bothered by all this inflation are least gardeners. For here is one enterprise where you get dollars for pennies. Here is the world's greatest bargain in food—in tastiness, in health, plus all the fun in gardening.

Just imagine, a vegetable garden only 30 feet x 50 feet will keep a family of five in fresh vegetables all through the season—with plenty left over for canning and freezing. Here are a few paragraphs jotted down from my notebook on vegetables:

—about **RADISHES**. The secret of getting crisp, delicious radishes is quick growth. So use plenty of plant food in the soil where they are planted. This is undoubtedly the easiest of all vegetables to grow; the seeds germinate in a few days, and are ready for eating in 3 to 5 weeks. All through the planting season, a succession should be sown every 10 days, so that you may have plenty of mild, tender radishes for relish and salads all through the season.

—about **CUCUMBERS**. For small pickles, (gherkins) cucumbers should be gathered when only 2 or 3 inches long—about six weeks after sowing. For “dill” size pickles, they should be 4 to 6 inches long.

**FOR SLICING**—they are best when plump and cylindrical—but before they bulge in the middle or develop a yellow tinge at the blossom end.

—about **CABBAGE**. Few crops pay back the cost of fertilizing as well as cabbage. Use a good commercial fertilizer that can be applied before planting—and your crop will richly repay your efforts and expenditure.

—about **PEAS**. The first spring activity in the vegetable garden should be the sowing of peas. The low varieties can be planted as soon as the ground can be worked. Taller kinds about 10 or 15 days later.

—about **LETTUCE**. This tender, crisp, salad plant must be grown rapidly in what is known as “quick soil.” This means friable ground, well drained, in which there is constant moisture and an abundance of plant food.

## A PORTRAIT GALLERY OF GARDEN ENEMIES SUCKING INSECTS



GLADIOLUS  
THRIP, 1/16"



BEEF LEAF  
HOPPER, 1/8"



CHINCH BUG,  
3/16"



TARNISHED  
PLANT BUG, 1/4"



RED SPIDER  
MITE, 1/60"



MELON APHID,  
3/32"



CABBAGE  
APHID, 1/32"



SQUASH BUG,  
5/8"

## CHEWING INSECTS



ASPARAGUS  
BEETLE, 7/32"



ROOT MAGGOT,  
1/3"




CABBAGE  
WORM, 1"



STRIPED CUCUMBER  
BEETLE, 1/4"



SPOTTED CUCUMBER  
BEETLE, 1/4"



CUT WORM,  
3/4" - 1"



SQUASH VINE  
BORER, 1/2"



TOMATO HORN  
WORM, 3" - 4"




POTATO  
BEETLE, 3/4"



FLEA BEETLE  
1/16"



MEXICAN BEAN  
BEETLE, 5/16"




CORN BORER,  
1"




CODLING MOTH,  
1/2" - 3/4"



CABBAGE  
LOOPER, 1 1/2"



CARROT  
WEEVIL, 1/4"



CORN EAR  
WORM, 1/4" - 1 1/2"

—about **PEPPERS**. Always, when gathering peppers, cut them with a knife, leaving only a short piece of stem, rather than run the risk of injuring the plant by pulling them off.

—growing **ASPARAGUS**. Any home garden, except the very smallest, should have a few rows of asparagus. Once established, an asparagus bed requires a minimum of attention and produces year after year a bounteous supply of delicious food. If properly cared for, a bed will last 15 to 20 years.

Plant asparagus in a section where it will not be in the way of plowing or other crops and where, if possible, it

will fit into the rest of the garden as a decorative feature.

For excellence of flavor you want young, tender carrots, radishes and beets—and to get them you must have rich soil that will develop the roots fast. Slow growing, old carrots are only fit for stock feed.

Corn is much better for table use if it is gathered while very young. With a little practice, the proper stage for harvesting can be determined. This is shortly after the “milk stage,” when the silks are dry and black, and the husk leaves have an appearance of maturity. If the ear feels plump and firm when grasped, it is generally ready.

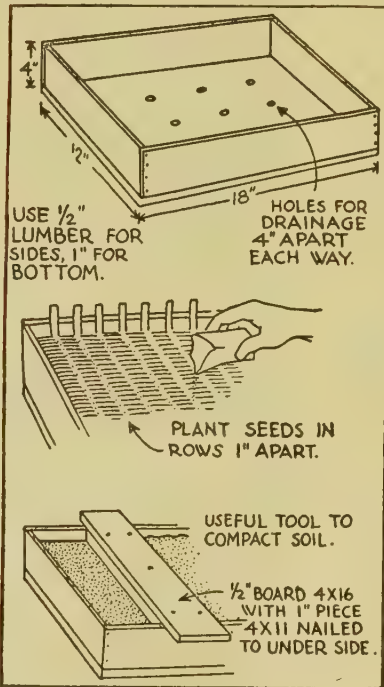


## WINDOW SEED BOX

Window seed boxes are frequently relied on by gardeners who do not wish to operate a hot bed or cold frame, but still want to give an early start to a few subjects.

Any sort of shallow box can be used. The commercial flats are usually about 15 by 20 inches, and 3 to 4 inches deep. A wood which will stand wetting is used, such as cypress, or white pine.

Seeds may be broadcast in the small box, or sown in shallow rows.



Unless there is a hotbed or cold frame into which the seedlings can be transplanted, do not start the indoor box more than a month earlier than the safe date for outdoor planting.

Soil in the seed box should be a light, fertile loam. Sift, and place the coarser part in the bottom of the box, the fine soil on top. Firm it with a brick or piece of board, pressing gently. Make shallow drills with a ruler, sow the seed without crowding, and cover lightly with soil. Firm the soil again, and water the box by setting it in a tub of water, allowing the water to soak from the bottom up, to avoid disturbing the seeds.

Place the box in a cool, dark place until the seeds sprout. A piece of burlap, or a blanket of wet newspaper on top of the soil will prevent it drying out. As soon as the sprouts appear, carry the box to the light. Give the box all the light possible.

Place a pane of glass slightly larger than the box over it during the early stages of growth, to increase temperature. Each morning wipe off any moisture which has condensed on this glass, and prop up one end to give ventilation during the day.

Do not allow the soil to dry out, but avoid excessive watering, and use a gentle spray which will not wash the soil.

As soon as the seedlings have made their second pair of leaves they should be transplanted, either to small pots or to other flats.

The temperature of the home is usually satisfactory to the plants, provided it is not too hot. A day temperature not over 70 degrees

and a night temperature not below 55 degrees is satisfactory for most subjects.

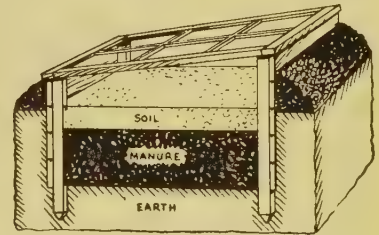
## MAKING A HOTBED

Normally, these do not pay if used only for growing seedlings, but the advanced gardener will find them useful for protecting plants in fall, for storing winter vegetables or for growing lettuce and radishes until long after they are available in the open garden.

These should be located on the south side of a hedge, fence or building to break the wind, and must have at least six hours of direct sunshine during the day.

Standard hotbed sash is three feet wide and six feet long, so if sash is purchased, make hotbed of these dimensions. Frame should be sloped by making north side six to eight inches taller than south side to catch sunlight and to provide good drainage.

Dig hole six inches larger on all sides than the frame on which sash rests.




Pit should be 24" deep. Fill to top with fresh strawy horse manure and press down six inches. Set frame over manure and fill around outside and inside to level of ground. Add three inches of sifted soil inside frame. Heap leaves or straw around outside to conserve heat.

If manure is not available, dried leaves or chopped straw may be used by adding a handful of ammonium nitrate or ammonium sulfate to each bushel of leaves. This will not, however, generate as high a heat as manure.

As soon as frame is in place, water well, insert thermometer in soil and cover with sash, airing daily until thermometer drops below 85 degrees.

On sunny days ventilate thoroughly, but even on cloudy days a crack of air may be needed to get rid of ammonia odor. Cover glass at night with blankets, old rugs or hotbed mats to conserve heat.

## Basement Window Greenhouse



The frame for a basement window greenhouse is made the same as for a manure hotbed, but the back is omitted and no pit is dug. The open back fits against the basement window. The open window both ventilates and heats, so that in most instances no further ventilation will be needed. On very cold nights, a 100 watt electric bulb will keep up heat.



HOLLYHOCK, Double

ANTIRRHINUM TETRA (Snapdragon)



SCABIOSA, Blue Moon



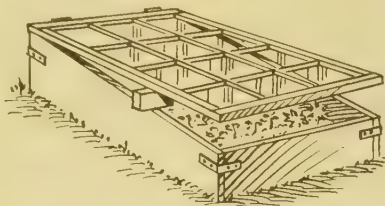
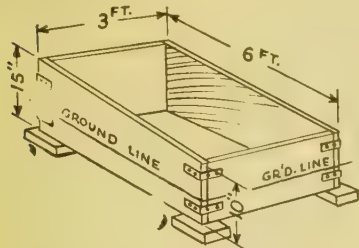
ZINNIA Will Rogers



# HOME GARDENING GUIDE

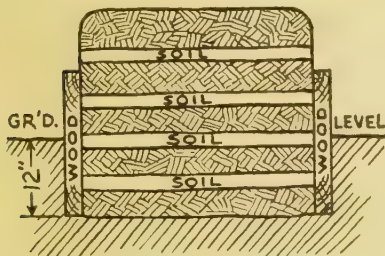
## PLAN FOR A COLD FRAME

A cold frame is the same as a hotbed without manure or other source of artificial heat. It depends upon the sun for heat, and must be covered with hotbed mats to conserve this heat at night. It can be used only after the weather has warmed up somewhat, but before the danger from late frosts is past. Lettuce and radishes planted in the cold frame a month before frost is expected can be grown until late in the year if the glass is kept covered at night.



## The Compost Heap

The compost heap is a "must" for the permanent garden. Select a spot behind a shed or otherwise hidden (if your garden is in the open) and spread out your garden wastes over this area in a layer six inches deep. Use weeds, old vegetable and flower plants, any non-greasy vegetable waste from the kitchen and lawn clippings. Trimmings from lawn edging are particularly valuable.



Between each six inch layer, sprinkle a little lime and a liberal amount of a good mixed fertilizer. The fertilizer will feed the bacteria that cause the vegetable wastes to decay. Then apply three or four inches of good garden soil over the lime and fertilizer. Repeat until the pile is two feet high. Wet down if rain doesn't fall. In six months all weed seeds and other vegetable matter will be broken down by the bacteria into a rich home made "manure" that will go a long ways towards making yours a perfect soil. You need not waste the space used for the heap, since cucumbers, melons and squashes never grow as well as when planted in shallow depressions in the compost heap.

## Garden Sanitation

Weed control for a distance of at least 25 feet on all sides of the permanent garden is highly desir-

able. First, this helps reduce the number of weed seeds that will be carried or blown onto the garden itself. A few hours spent in weed control at any convenient time may save hours and days of weeding when time is precious.



Equally important is the value of destroying the hiding places of many insects that cause trouble in the garden. Leaf hoppers and borers travel from weedy patches to garden plants. Many pests hibernate and live over winter in weeds. By killing off weeds and keeping this zone dusted with D.D.T., fewer insects will attack the garden. Incidentally, chiggers or harvest mites are kept down by this treatment, increasing comfort in working the garden.

Weed destruction today has been simplified greatly with the improvements of the amazing new 2,4D weed killers which destroy weeds selectively and without danger to animals or equipment.

## Easiest Annuals to Grow

We are often asked to recommend annuals for growing without much care, particularly around summer cottages used only on week ends, or where the soil is poor. We suggest **Calliopsis, Gaillardia, Marigold, Petunia, annual Phlox, Scabiosa, Verbena** and **Zinnia**. These usually bloom profusely without care or extra watering, though some water applied when seed is sown will often insure germination.

## WHY FOLKS LIKE TO BUY GARDEN SUPPLIES HERE


We don't have any monopoly on the Garden Supplies we sell. Quite a few of them can be bought in many other stores.

But good gardeners still prefer to buy here, because this is a real garden store. Here every transaction is a friendly deal between gardeners. Here we try our best to deliver something more than just merchandise.

That's because we're SEEDSMEN—and proud of it!  
**FOR GARDEN SUPPLIES  
SEE THE SEEDSMAN!**



MARIGOLD, Glitters



LARKSPUR,  
Regal Lilac



TITHONIA,  
Torch







**CANDYTUFT—Iberis**

(a) Culture III, 1'

White Hyacinth—Large conical spikes of snowy flowers. Fine for edging.

Umbellata mixed — Umbrella-like flower clusters. Many fine colors. Perennial Gibratarica.

**CARDINAL CLIMBER—**

**Imp. Cypress Vine**

(a) Culture III, 10-15'

Slender vine with bright green fern-like leaves. Red flowers. Pkt. 15c.

**CARNATION**

(a) Culture I or VIII, 18"

Chaubaud's Giants—Large double flowers with sweet fragrance. All colors. Flower in six months. Pkt. 15c.

**CASTOR BEAN—Ricinus**

(a) Culture III or VII, 10'

Zanzibariensis—Tall, strong plant for bold effect. Large lobed bright green leaves. Excellent for backgrounds.

**CELOSIA—Cockscomb**

(a) Culture I or III, 1-3'

Shades of Red—Low grower with large crested heads, as rooster combs. Feathered—Tall, feathery heads of flowers in red and yellow shades.

**CHRYSANTHEMUM**

(a) Culture II or IV, 1 1/2'

Single Painted Daisy, mixed—Showy daisy-like flowers. Rings of red, yellow, on white, red or yellow flowers.

CENTAUREA—SEE BACHELOR'S

BUTTONS

**CLARKIA**

(a) Culture II or IV, 2'

Double mixed—Large double flowers in many gorgeous colors. Graceful plant. Does well in light shade.

**CLEOME—Spider Plant**

(a) Culture II or IV, 3-4'

Pink Queen—A tall plant with many pink flowers. Neat foliage. Pkt. 15c.

Helen Campbell — Delicate white flowers. Pkt. 15c.

COCKSCOMB—SEE CELOSIA

**COREOPSIS**

(hp) Culture VI, 2'

Sunburst—Large double flowers of rich golden color. Fine for cutting. Sturdy, good grower. Pkt. 15c.

COLUMBINE—SEE AQUILEGIA

CORN FLOWER—SEE BACHELOR'S  
BUTTON

**COSMOS**

(a) Culture II or IV, 3-4'

Dazzler—Wavy fluted petals of a velvety crimson-maroon. Pkt. 25c.

Orange Flare—Vivid orange flowers on long, sturdy stems. Pkt. 15c.

Orange Ruffles—Semi-double flowers. Golden orange. Airy effect. Pkt. 25c.

Yellow Flare—Butter-yellow flowers. Similar to Orange Flare. Pkt. 15c.

Radiance—A bi-color! Beautiful, deep rose flowers have a rich crimson zone in center. Striking! Pkt. 25c.

Sensation mixed—Huge single flowers, wavy petals, many colors. Pkt. 15c.

**CYNOGLOSSUM—Chinese**

**Forget-Me-Not**

(a) Culture II, 15"

Firmament—Hundreds of tiny indigo blue flowers. Resemble Forget-me-nots. Bloom all summer. Pkt. 15c.

**DAHLIA**

(a) Culture I or II, 14"

Unwin's Ideal Bedding—Semi-double flowers on low bushes. Fine for beds or borders. Many colors. Pkt. 20c.

DAISY, AFRICAN—SEE ARCTOTIS

**DAISY, ENGLISH—Bellis**

**Perennis**

(hp) Culture VI, 8"

Low plants with colorful double daisies in early spring. For beds, excellent for edges. Pkt. 15c.

**DAISY, SWAN RIVER—**

**Brachycome**

(a) Culture II, 10"

Mixed—Many colored small daisy-like flowers freely produced all summer. Good garden stand-by. Pkt. 15c.

**DELPHINIUM—Perennial**

**Larkspur**

(hp) Culture VI, 5'

Giant Pacific Hybrids—World famous strain of immense double flowers on tall stems. Many new colors. Pkt. 35c.

**DIANTHUS—Pinks**

(a) Culture I or VIII, 1'

Double and Single mixed—Fine mixture of colorful, scented, garden pinks.

Gaiety—Fringed petals in a wide range of flower colors and shapes. Single with lacy appearance. Pkt. 15c.

Heddensis—New tetraploid hybrids! Larger flowers, longer stems, better growth. Many fine colors. Pkt. 15c.


**DIDISCUS—Blue Lace Flower**

(a) Culture I or II, 2 1/2'

Coeruleus—Lacy heads of lavender and blue flowers. Lovely to cut.

DIGITALIS—SEE FOXGLOVE

CAN YOU IDENTIFY THEM? This bouquet or "Muzzy Tuzzy" contains eight different types of flowers. Some are unusual varieties from a very common strain, for this reason we do not list them. If you can score 100% you are exceptional in this old English guessing game. 1 Gaillardia, 2 Zinnia, 3 Cosmos, 4 Calliopsis, 5 Chrysanthemum (Carinatum), 6 Aster, 7 Chrysanthemum (Segetum) 8 Candytuff, 9 Zinnia (Harmony type), 10 Carnation, 11 Mari-gold, 12 Zinnia.





**HANDY PLANTING GUIDE FOR FLOWER GARDEN PLANNERS**

KEY—For classification of flowers by purpose, location, etc., see the second column below. The meaning of the key letters in this column is as follows:

- A—For dry, hot locations
- B—For a succession of blooms
- C—For shady locations
- D—For poor soil
- E—For edging
- F—For the rock garden
- G—For their foliage
- H—Everlasting for winter bouquets
- I—For their fragrance
- J—For porch or window boxes
- K—Climbing Vines
- L—For backgrounds

	Height (Inches)	Suitable for	Average Days to Germinate	Approx. Time of Bloom	Shape of Plant
Ageratum	4-12	EFJ	5-10	10 Wks.	bushy
Alyssum, Sweet	2-12	BCDEFIJ	5-10	6 Wks.	spreading
Snapdragon	12-60	CIL	20-25	3-4 Mos.	bushy
Columbine	18-36	CEF	15	3 Mos.	branchy
Lady Slipper	14-20	AE	10-12	6 Mos.	erect
Calendula	12-36	D	10-14	12-14 Wks.	bushy
Canterbury Bells	18-24	F	8-15	10-12 Wks.	bushy
Candytuff	6-18	BFI	5-10	8-10 Wks.	bushy
Bachelor Buttons	18-36	ABCDEIJ	5-20	3-4 Mos.	erect
Chrysanthemum	24-36	AE	5-20	8-10 Wks.	bushy
Celosia	12-36	DEH	20-25	10 Wks.	bushy
Cosmos	36-60	A	5-15	10-12 Wks.	bushy
Coreopsis	18-36	ABD	10-20	4-5 Mos.	bushy
Dahlia, Dwarf	14	F	10	3-4 Mos.	bushy
Delphinium	36-72	L	15-21	3-4 Mos.	tall
Foxglove	30-48	F	10-20	3-4 Mos.	erect

Pinks	4-15
Eschscholtzia	10-12
Four O'Clock	24-30
Gaillardia	18-30
Godetia	12-24
Baby's Breath	18-36
Strawflower	24-36
Hollyhock	48-84
Mexican Firebush	30-36
Larkspur, Annual	30-72
Lathyrus	60-72
Lobelia	4-8
Marigold	8-36
Mignonette	10-12
Moon Flower	12 ft. or more
Morning Glory	12 ft. or more
Nicotiana	30-48
Pansy	4-8
Petunia	10-24
Phlox	10-18
Poppy	18-36
Portulaca	4-6
Salvia	12-42
Scabiosa	18-30
Stocks	12-24
Schizanthus	18-36
Sweet Pea	36 or more
Sweet William	12-24
Verbena	6-12
Wallflower	12-18
Zinnia	12-36

FI	5-10	12 Wks.	bushy
CDF	5-12	12-15 Wks.	bushy
AD	5-10	3-4 Mos.	bushy
D	15-20	2-3 Mos.	bushy
CD	15-20	2 Mos.	erect
BH	15-20	8-10 Wks.	branching
H	5-10	3 Mos.	bushy
L	5-20	10 Wks.	slender
AB	15-18	Foliage	bushy
L	15-20	10-12 Wks.	tall
IK	25-40	2-3 Mos.	vine
EJ	10	10-12 Wks.	bushy
BJ	5-8	6-8 Wks.	bushy
BI		3-4 Mos.	erect
IK	5-8	4-5 Mos.	vine
AK	5-8	3-4 Mos.	vine
I	20-25	10-12 Wks.	branchy
CEF	10-15	10-12 Wks.	clump
DEFJ	18-20	10-12 Wks.	bushy
ABCFIJ	20-25	8-10 Wks.	bushy
B	20	12-15 Wks.	erect
ADEFJ	18-20	6 Wks.	spready
A	15-25	3-4 Mos.	bushy
I	18-20	2-3 Mos.	bushy
J	5-15	12-14 Wks.	bushy
CE	20-25	6-8 Wks.	bushy
K	15-20	10-12 Wks.	vine
F	10	12 Wks.	bushy
EFJ	8-10	12 Wks.	spready
I	5-12	2-3 Mos.	bushy
AF	5-10	6-8 Wks.	bushy



**ASTER, Ballet**



**SWEET PEAS, Cuthbertson**



**ZINNIA, Peppermint Stick**



**ALL AMERICAN GOLD MEDAL 1950**

**PETUNIA, Fire Chief**



**LINARIA, Northern Lights**



**PHLOX**



# CULTURE

. . . How to grow all flowers listed in this Garden Annual

The numbers, I to VIII, found with every flower listing refer to the following culture notes which give directions for growing all of the flowers we list.

One of the important problems in the garden is that of maintaining a continuous show of bloom. This calls for the use of several different types of annuals, such as those that must be planted early to grow in cool weather (**Culture IV**) and those which bloom later in summer heat (**Culture I and II**). If some of the cool-weather annuals from **Group IV** are sown in mid-summer and kept well watered, they will grow slowly until the cooler days of fall start them into more active growth. These will produce late flowers. Quick-growing annuals from **Group II** may also be sown at intervals for a succession of bloom during the summer.

One way to lengthen the blooming period of annuals is to cut off all flowers as soon as they fade. Annuals complete their life span when seed is formed and frequently stop flowering as soon as the seed ripens. By preventing the seed from forming through removal of all old flowers, the plants are kept growing and blooming.

## Culture I

These flowers need a long season and must be started indoors if a full blooming period is to be had. If early bloom is not important, they will bloom later in the summer when sown directly in the garden. Some gardeners sow both ways to obtain a succession of flowers.

When starting seedlings indoors, select a place with plenty of light. North or shaded windows may be too dark for best results. Cold frames are generally very good. The seed is planted in small boxes (or flat) that have good drainage and will fit the space you are going to use. Fill them with a mixture of  $\frac{1}{3}$  good soil,  $\frac{1}{3}$  sand and  $\frac{1}{3}$  humus such as peat. Press the soil down firmly and make small rows with the edge of a ruler or lath and slowly shake the seed from the packet into the rows. Sift a light covering of the soil mixture over the seed and moisten with a fine spray. Keep soil moist until the seeds have sprouted. Very fine seed such as that of petunias should be dusted carefully onto a smooth soil surface and covered with a pane of glass. Shade it with newspaper until the seeds sprout. These are best watered by setting the flat in a pan of water until the soil has become thoroughly dampened all the way through. When the seedlings have formed the second true leaves, transplant them into other flats so the plants are about  $2\frac{1}{2}$  inches apart. This will give them room to grow to good size before being set out. Expose gradually to outside conditions and plant outside after the weather is warm and settled. When sown outdoors, follow directions under **Culture II**.

## Culture II

These are the quicker-growing annuals that can be sown directly in the garden and will bloom in time to make a good display for most of the summer. If wanted especially early, they should be started as directed under **Culture I**. Some flower seedlings are rather delicate. Extra care in preparing the seed bed will pay dividends in better plants.

Prepare soil with a liberal amount of mixed fertilizer and organic matter and dig it in. Rake the surface until it is smooth and pulverized. Sow the seed at a depth equal to three times the diameter of the seed. Fine seed can be spread on the surface and pressed in without covering.

Keep soil moist by light spraying until the seedlings have formed the first true leaves. When they are large enough to handle, they may be transplanted to other parts of the garden.

## Culture III

These flowers do not transplant well. They should be planted where they are to bloom.

Sow as soon as the weather begins to warm in the spring. **Otherwise the culture is the same as II.** Sow seed thinly or remove the smaller plants after they are up. These can be handled as pot-grown plants as in **Culture VII**.

## Culture IV

These flowers are usually hardy annuals that can withstand very cool weather. They are often sown late in fall so they can start growing the first warm days of spring. If not sown in fall, they should be planted as early in the spring as possible. Fall sowing gets the seeding job out of the way before the spring rush.

## Culture V

These flowers, while garden subjects, are also useful for winter-flowering house plants. **For garden use, handle as in Culture II.** For winter flowering indoors, plant fairly late in the season and transplant into small pots as soon as they are large enough. Keep moving them to larger pots as roots fill the soil until they are finally in six-inch pots. Annuals in pots should have at least six hours of direct sunlight daily if they are to flower. in the spring or in early summer when the rush of spring work is over. A cold frame or sheltered bed which can be shaded from the direct sun is best. Prepare soil thoroughly with plenty of organic matter. A loose friable soil will produce a thick mat of roots so that the seedlings will transplant more easily. Perennial seedlings are rather weak growers needing extra care. In covering the drills in which the seeds are sown, use either pure, clean sand or a mixture of half sand and half peat. This prevents packing of the soil over the seeds. Always water with a fine spray.

As soon as the second leaves form, seedlings may be transplanted into their permanent position. Or, if more convenient, they may be left in the seed-bed until the following spring. Under this culture, only a few species will bloom the first year and they will not produce normal flowers until the following year. Planting earlier does increase the chances for flowers the first year. But, if it is more convenient, **Culture I** may be used.

## Culture VII

These varieties need a longer growing season than can be given them outdoors. And because they do not transplant well, they must be started in pots set out without disturbing the roots. **Otherwise Culture is the same as I.** The use of plant bands allows you to set the seedlings out without disturbing the roots. The bands soon rot away and the seedlings will grow as though started in the garden.

## Culture VIII

These flowers are biennials. They make a leafy growth the first year but do not flower. The leafy growth of the first year forms food for blooming the following year. The flowers appear the second year and then the plant dies.

This means that a continuous show from biennials must be provided by starting new plants every year to replace those that are flowering. Biennials are handled in the same way as perennials except that they are started early in the spring to allow the plant to store as much food as possible for the next year's bloom.

Many gardeners start biennials in the vegetable garden or special starting bed and then transplant the ones needed to the flower garden the following spring. During the winter, biennials should be given the same treatment as perennials.





**ESCHSCHOLTZIA—California Poppy**

(a) Culture III, 1'

Large single poppy-like flowers in many showy colors. Fern-like leaves.

**EVERLASTING FLOWERS**

(a) Culture II, 1½-3'

Mixed—Contains such favorites as Strawflower and Globe Amaranth. Fine for dried bouquets.

**FOUR O'CLOCK—Mirabilis**

(a) Culture III, 2'

Bushy plants covered with flowers of red, pink, white, violet, and yellow. Flowers close in bright sun. Pkt. 15c.

**FOXGLOVE—Digitalis**

(b) Culture VIII, 3'

Tall spikes of lovely thimble-shaped flowers of pink, rose, and purple. Beautiful blooms second year.

**GAILLARDIA—Blanket Flower**

(a) Culture II, (hp) VI, 2'

Single, Mixed (a)—Large daisy flowers in many brilliant colors. Pkt. 15c. Double, Mixed (a)—Double flowers in wide range of colors. Pkt. 15c. Picta (a)—Showy round flowers with tubular petals. Many colors. Pkt. 15c. Monarch (hp)—Superb daisy type flowers in shades of red and yellow.

**GODETIA—Satin Flower**

(a) Culture I or II, 2'

Double, Mixed—Azalea-like flowers of many colors on bushy plants.

**GOURDS, ORNAMENTAL**

(a) Culture III, 12'

Mixed—Large and small kinds that will be useful for dried novelties.

**GEUM**

(hp) Culture VI, 1½'

Mrs. Bradshaw — Glowing Scarlet flowers. Bright green foliage. Pkt. 20c.

**GYPSOPHILA—Baby's Breath**

(a) Culture I, (hp) VI, 1½-3'

Annual White (a)—Open, bell-shaped blooms on branching stems give airy touch to garden or bouquet.

Annual Pink (a)—The small flowers are a rosy pink. Like above.

Perennial white (hp)—Large loose clusters of small flowers give misty effect. Excellent for cutting.

**HELIANTHUS—Sunflower**

(a) Culture II, 6'

Sun Gold—Large double flowers of a brilliant golden yellow. Pkt. 15c.

**HIBISCUS—Rose Mallow**

(hp) Culture VI, 4'

Giant mixed—Huge bell-shaped flowers in white, pink, red. Tall plants for damp spots. Pkt. 15c.

**HUNNEMANNIA—Mexican Tulip Poppy**

(a) Culture III, 1½'

Sunlite—Soft yellow double poppy type flower. Bluish fine cut leaves. Different and effective. Pkt. 15c.



GAILLARDIA

**HOLLYHOCK**

(hp) Culture VI or VIII, 5'

Double mixed—Large double flowers on tall spikes. Bloom in midsummer.

**KOCHIA—Burning Bush or Summer Cypress**

(a) Culture III, 2½'

Compact pyramid. Needs no trimming. Bright green foliage makes neat, quick hedge. Turns bright red in fall.

**LARKSPUR—Annual Delphinium**

(a) Culture II or IV, 3'

Blue Spire—Tall spikes of large double flowers in a violet blue. Pkt. 15c.

White King—Pure glistening white spikes. Tall and stately. Pkt. 15c.

Pink Perfection—Lively light salmon pink. Glorious when cut. Pkt. 15c.

Regal Lilac—Clear lilac with green buds. Tall with fat spike of large florets. Pkt. 25c.

Regal—Rose color. Long, thick spikes with exceptionally large florets. Vigorous and early. Pkt. 25c.

Ruby—A genuine ruby red. A bright color in garden or bouquet. Pkt. 15c.

Giant Imperial mixed—A fine mixture of the above and others. Pkt. 15c.

**LAVATERA—Annual Mallow**

(a) Culture II, 2-3'

Loveliness—Large bowl shaped, rosy pink flowers all summer. Attractive bronzy foliage. Pkt. 15c.

**LINARIA—Flowering Flax**

(a) Culture III, (hp), VI, 1-2'

Scarlet (a)—Bright red flowers in a constant succession all summer.

Perennial Blue (hp) — Low bushy plant blooming from spring to midsummer. Small, clear blue flowers in profusion. Pkt. 25c.

**LINUM****Baby Snapdragon**

(hp) Culture I, II, IV or VI

Northern Lights—About 15" high. Brilliant colors. Excellent quick-growing, cutting flower. Pkt. 25c.

**LOBELIA**

(a) Culture I or V, 4"

Crystal Palace—Compact border plant with myriads of tiny bright blue flowers. For all low use. Pkt. 25c.

**LUPINE**

(hp) Culture III or VII, 3'

Russell's Mixed—Finest of all the lupines! Brilliant colors in long, strong spikes of pea-shaped flowers. Pkt. 25c.

MALLOW, ANNUAL—SEE LAVATERA  
MALLOW, ROSE—SEE HIBISCUS**MARIGOLDS**(a) Culture I or II,  
Tall Types 1½-3'

Burpee Gold — Large carnation-like flowers in striking bright orange. Odorless foliage. Pkt. 15c.

Glitters—Clear yellow. Double. Bushy with long stem. Early. Pkt. 25c.

Guinea Gold—Large round flowers in a rich gold. Very popular.

Yellow Supreme—Light yellow, large flowers of carnation form. Pkt. 15c.

Sunset Giants—Huge dahlia-flowered strain. Lemon and gold. Pkt. 15c.

Crown of Gold—Golden flowers with crested center and broad collar of petals. Odorless foliage. Pkt. 15c.

Double Dwarf Types ½-1'

Melody—Foot high plants with loads of orange ball-like flowers. Pkt. 15c.

Royal Scot—Alternating stripes of red and gold. Very different. Pkt. 15c.

Spry—Compact plants with showy yellow flowers bordered with mahogany. Distinctive and showy. Pkt. 15c.

Sunkist—Compact plants with masses of golden orange blossoms. Pkt. 15c.

Scarlet Glow—Compact, with bright red, 2" blooms. Reddest of all. Strikingly different. Pkt. 15c.

Single Dwarf Types, 1-1½'

Flash—Plants have many 1¾" flowers in tangerine and red shapes. Grows about 18". Pkt. 25c.

Naughty Marietta—Open 2½" flowers are rich gold with maroon at base of petals. Fine for edging. Pkt. 25c.

Red Head—1948 All-America Award. Crested center of gold edged maroon, petals deep changeable red. Pkt. 25c.

**MIGNONETTE—Reseda**

(a) Culture III, 1'

Low grower with tiny, white blooms that are very sweet scented.

**MORNING GLORY—Ipomoea**

(a) Culture III, V or VII, 12'

Blue Star—(All American Winner) Sky blue with five deep blue mid-ribs forming a star. Early. Pkt. 25c.

Heavenly Blue—Sky-blue flowers on a tall, neat climber. Flowers close in bright sun. Exquisite on fences. In glorious blue. Pkt. 15c.

Pearly Gates—A shining white form of Heavenly Blue. Pkt. 25c.

Scarlett O'Hara—Large velvety scarlet flowers. Very showy. Pkt. 20c.

Mixed—Many lovely shades.

MOSS ROSE—SEE PORTULACA

MOURNING BRIDE—SEE SCABIOSA



**How to Plant Roses**

Give roses the best location possible. They want: well-drained soil; at least a half-day's full sunlight (morning sunlight is not especially desirable); shelter and protection from prevailing winds. They should not be too close to large trees. Prepare the rose beds in advance, if possible. Where the soil is good garden loam which has been under cultivation for some time and is well drained, so there is no standing moisture, the preparation is easy. Dig to twice the depth of a spade—about 24 inches. Mix thoroughly generous quantities of Manure and Bonemeal and two tablespoonfuls of Sulphate of Potash with soil in bottom of hole. Let stand and settle.

**Summer Care**

Giving your Roses close attention throughout the summer months can add a great deal to the enjoyment you get from them. Here are some of the things to be considered in growing the full-blooming beauties that are the pride of every gardener.

**CULTIVATION**—Throughout the summer, until September, roses should be cultivated regularly to destroy weeds and aerate the soil. The soil should never be allowed to bake. One method used to keep a crust from forming is the application of a peat or terra-lite mulch. This also helps conserve moisture. After a heavy rain, it is advisable to hoe and rake rose beds just as soon as the soil has dried sufficiently.

**WATERING**—Any watering should be thorough. Sprinkling is actually bad for your roses since it brings feeding roots to the surface and causes burning. Water early in the morning, preferably. This

way, foliage will be dry by nightfall, lessening the danger from mildew, a disease which likes the combination of cool nights and wet foliage. During extremely hot periods, it is a good idea to hose plants with a strong stream of water several times during the day.

**DISBUDDING**—Beautiful flowers for cutting may be had by disbudding. The central bud of a cluster is usually the best and by allowing only this bud to develop, you can enhance its beauty. This applies to Hybrid Teas and Hybrid Perpetuals. Polyanthas and landscape Roses need no disbudding. In cutting flowers, it is best to cut in early morning before petals start to unfold. Cut the stems two buds above the point where they branch from the main stem.

**How to Plant Shrubs**

Keep roots covered with damp sack or something similar and do not let them become dry. Spade ground deeply, digging large holes with perpendicular sides. Cut off broken or bruised roots and cut back top one-third to one-half. Plant slightly deeper than they stood in nursery. Tamp soil firmly around roots and fill top of hole with several inches of loose earth to serve as mulch.

**How to Prune and Plant Trees**

With shade trees having a heavy top, at least one-third of the top should be removed. Prune to avoid crowding branches. Cut out some of the small branches, shorten back the side branches, but do not cut off the leader or main stem. Try to get well developed head, strong leader and branches at wide, not close, angles. Cut off all broken roots.

In choosing trees for the home grounds, study the house and the effect you want to produce. If the house appears tall or seems to stick up too much in the air, plant trees that will tower and spread over it, or trees that will shoot up tall and narrow and make it appear lower in contrast. If it is a low house it can be made to hug the ground or to appear higher by a judicious selection of trees.

**How to Plant Perennials**

The soil should be well worked and free of big lumps and air pockets. The average planting distance for perennials is one foot apart. Vigorous growers like peonies and mallows require as much as three feet apart. No. 1 plants (see below), such as iris, should be planted with the main root just below the surface of the ground. No. 2 plants, such as peonies, should be planted with the tips of the buds at or just below the surface of the ground. No. 3 plants, in which the leaves spring from the crown, should be planted with this crown on the level of the dirt line. No. 4 plants, such as hollyhocks, should be planted with the root straight down and the bud just below the surface of the dirt. Spread roots out naturally. Bring the soil in contact with all roots and press firmly. If the plants are watered, water the roots and not the tops.



**MARIGOLD**  
Red Head



**COREOPSIS**  
Double Sunburst



**CENTAUREA**  
Imperialis



**PINKS**  
(Dianthus)  
Single, Mixed



**CARNATION**  
Chaubaud's Enfants



**MARIGOLD**  
Butterball



**NASTURTIUM**

(a) Culture III or V

Dwarf or Bush Kinds 1'

**Golden Globe**—Semi-double flowers of bright gold. Pkt. 15c.**Scarlet Globe**—Fiery scarlet double. Old-fashioned beauties. Pkt. 15c.**Mahogany Gem**—Deep velvet mahogany red double flowers. Pkt. 15c.**Gem Mixed**—All colors. Pkt. 15c.**Single Mixed**—Complete mixture of all colors of well-known single type.

Tall or Vine Kinds 3-10'

**Golden Gleam**—Large golden flowers double and fragrant. Pkt. 15c.**Scarlet Gleam**—Fiery orange scarlet flowers. Double and fragrant. Pkt. 15c.**Salmon Gleam**—Delicate golden salmon double flowers. Pkt. 15c.**Glorious Gleam**—A mixture of all the colors of the Gleam series. Pkt. 15c.**Tall Single Mixed**—The old single type in the tall growers. All colors.**NEMOPHILA—Baby Blue Eyes**

(a) Culture II, 6"

Many cup-shaped sky-blue flowers on low spreading plant. Pkt. 15c.

**NICOTIANA—Flowering Tobacco**

(a) Culture I or II, 2-3'

Long-tube starry flowers. Fragrant at night. White or light pink mixed.

PAINTED TONGUE—SEE SALPIGLOSSIS

**PANSY**

(a) Culture I, II or VIII, 8"

**Swiss Giants**—Large flowering strain with fine range of gorgeous colors. Best of the improved pansies. Pkt. 50c.

TUFTED PANSY—SEE VIOLA

PERIWINKLE—SEE VINCA

**PETUNIA**

(a) Culture I or IV

Small Flowered, 10-14"

**Balcony**—Trailing kinds for use in window boxes and bedding. White, red, rose, or blue. Each. Pkt. 20c.**Blue Bee**—Violet blue. Pkt. 15c.**Cheerful**—Clear salmon pink with rose veining in throat. Pkt. 25c.**English Violet**—A fine purple-violet color. Spreading plant. Pkt. 20c.**Fire Chief**—Brilliant red. All-American Gold Medal Winner for 1950. The only flower to win this award in twelve years. Compact, and dwarf flowers profusely. Pkt. 35c.**Flaming Velvet**—A velvety blood red. Best of its color. Pkt. 20c.**Glow**—Rich carmine red flowers on a compact plant. Brilliant. Pkt. 25c.**Martha Washington**—Ruffled flowers of pale pink, violet throat. Pkt. 25c.**Rose of Heaven**—Best of the rose colored strains made famous by Rosy Morn. Color is slightly deeper and more uniform. Compact. Pkt. 15c.

PETUNIA, Glamour

**Silver Medal**—1949 All American Award. A lovely salmon. Good size flowers on compact plants. Pkt. 50c.

Large Flowered, 12-20"

**America**—Double carnation-like flowers of a deep rose pink. Pkt. \$1.00.**Burgundy**—Huge single flowers of a rich wine red, white throat. Pkt. 25c.**Colossal Shades of Rose**—1948 All-American. Large plants have huge flowers of light and deep pink shades. Very double with many frilled and delicately fringed petals. Pkt. \$1.00.**Glamour**—Huge ruffled blooms of a luscious salmon. Early. Pkt. 25c.**Giants of California**—Huge flowers of many fine pastel tints. Pkt. 25c.**Little Giants mixed**—Compact plants with medium flowers in many new colors and shapes. Pkt. 20c.**Snow Storm**—Large plain glistening white flowers with creamy shading in throat. Very beautiful. Pkt. 50c.**Theodosia**—Large ruffled flowers of deep rose pink with golden throat. Very showy and lovely. Pkt. 25c.**PHLOX**

(a) Culture II, 8-12"

Lovely clusters of showy flowers on low plants from early spring on. Easily grown. Many splendid colors.

Separate colors, each, Pkt. 25c.

Mixed. Pkt. 15c.

PINKS—SEE DIANTHUS

PINCUSHION FLOWER—SEE SCABIOSA

**POPPY**

(a) Culture IV, (hp) VI, 1 1/2-3'

**Gartford**—Pastel mixture. Long stemmed. Very rich. A most unusual giant flowering strain of poppy. Pkt. 35c.**Iceland mixed**—Excellent perennial for borders, rock gardens. Large colorful, ferny foliage. Pkt. 15c.**Oriental Scarlet**—Huge red blooms in early summer from perennial root. Useful for bold color. Pkt. 15c.**Shirley, mixed**—The easily grown, lovely annual poppy. Many bright colors. Grows easily and self-sows.

POPPY, CALIFORNIA—SEE

ESCHSCHOLTZIA

POPPY, MEXICAN TULIP—SEE

HUNNEMANNIA

**PORTULACA—Moss Rose**

(a) Culture, III or IV, 6"

**Jewel**—Huge crimson flowers. Much larger than old kinds. Pkt. 25c.**Single, mixed**—Many brilliant colors.**Double, mixed**—All double. Pkt. 15c.

POT MARIGOLD—SEE CALENDULA

RICINUS—SEE CASTOR BEAN

**SALVIA—Flowering Sage**

(a) Culture I, 2-3'

**America or Globe of Fire**—The well-known Scarlet Sage that is a blaze of vivid scarlet in summer. Pkt. 25c.**Blue Bedder**—Deep medium blue. Slender plant for airy effect. Use to lighten up thick plantings. Pkt. 50c.**SALPIGLOSSIS—Painted Tongue**

(a) Culture III, 30"

**Mixed**—Large petunia-like flowers of rich velvety colors, veined with gold.**SCABIOSA—Mourning Bride, Pincushion Flower**

(a) Culture III or IV, 2'

**Blue Moon**—Large double flowers of deep lavender blue. Pkt. 15c.**Peace**—Round double flowers of pure white. Fine for cutting. Pkt. 15c.**Rosette**—Beautiful deep rose flowers with salmon shadings. Pkt. 15c.**Imperial Giants, mixed**—Large globe-shaped flowers in a wide range of red, white, coral rose and blue. Pkt. 15c.**Mixed**—All colors of the old type.

SATIN FLOWER—SEE GODETIA

SCARLET FLAX—SEE LINUM

SCARLET SAGE—SEE SALVIA

**SCHIZANTHUS—Butterfly-Flower**

(a) Culture II or IV, 1 1/2'

**Mixed**—Small flowers shaped like multi-colored butterflies. Delicate cut leaves. Free flowering. Pkt. 25c.**SEA LAVENDER—Statice**

(a) Culture I, 2'

**Mixed**—Small tubular flowers in colorful branching spikes. Pkt. 20c.

SPIDER PLANT—SEE CLEOME

STRAW FLOWER—SEE EVERLASTING FLOWERS

**SHASTA DAISY**

(hp) Culture VI, 2'

**Alaska**—Largest of the Shasta strains. Big, white flowers with yellow centers.

SNAP DRAGON—SEE ANTIRRHINUM

**SNOW-ON-THE-MOUNTAIN—Euphorbia**

(a) Culture III, 2'

Bright green foliage edged with white. Good for edging or contrast. Pkt. 15c.

**STOCKS—Gilliflower**

(a) Culture I or IV, 1-2'

**Giant Imperial**—Excellent double flowers on tall stems. Many bright colors. Pkt. 25c.**Beauty of Nice**—Branching, with double, fragrant flowers. Pkt. 15c.**Dwarf Ten Weeks**—Low growing with strong spikes. Many fine colors.



## SWEET PEAS

(a) Culture III, 3'

**Early Spencer**—Earliest of the many strains. Large colorful, fragrant blossoms. By variety or mixed. Pkt. 15c.

**Late Spencer**—Large fine flowers that flower in early summer. The standard ones for outdoor use. By colors or mixed. Pkt. 15c.

**Cuthbertson**—Hardy and heat resistant. Long-stemmed and rich colors. Coline (Scarlet) 15c—Janet (White) 15c—Lois (Rose Pink) 15c—Danny (Navy Blue) 15c—Frank G. (Soft, rosy lavender) 15c—Mixed—15c Pkt.

**Ruffled Spencer**—Wavy and ruffled petals give fine effect. Many fine colors or mixed. Pkt. 15c.

**Perennial Sweet Pea**—Large vine and large flowers. Useful on trellis or fence. Not fragrant. Blooms all season. New stems yearly. Pkt. 15c.

## SWEET SULTAN

(a) Culture II or IV, 2 1/2'

**Mixed**—Lovely colorful thistle shaped flowers. Very easily grown.

## SWEET WILLIAM—Dianthus Barbatus

(hp) Culture VI, 1 1/2-2'

**Double**—Double flowers crown the heavy heads of many colors. Pkt. 15c.

**Single**—Lovely single pinks in large flat clusters. Fine for cutting.

THRIFT—SEE ARMERIA

TICKSEED—SEE CALLOPSIS

**TITHONIA—Golden Flower of the Incas**

(a) Culture I, 4'

**Torch**—All American Silver Medal 1951—Fiery scarlet. Compact, upright, bushy and small. Pkt. 25c.

## TRITOMA—Red Hot Poker

(p) Culture VI, 3-4'

**Pfizer's Hybrids**—Narrow tubular flower on tall spikes, orange red. Graceful grassy foliage. Not perennial under some conditions. Pkt. 15c.

## VERBENA

(a) Culture I, 8"

**Lavender Glory**—Lavender with white eye. Large. Fragrant. Pkt. 15c.

**Mammoth White**—Large heads of pure white. Fragrant. Pkt. 25c.

**Scarlet**—Flaming scarlet heads. Brilliant in beds. Pkt. 15c.

**Blue Shades**—Medium and dark blues in mammoth type. Pkt. 15c.

**Mixed**—Huge flower clusters, all colors. For beds and borders. Pkt. 15c.

## VINCA—Periwinkle

(a) Culture III, 15"

**Mixed**—Colorful starry flowers on glossy-leaved, bushy plants. Does well in shady spots. Pkt. 15c.

## VIOLA—Tufted Pansies

(hp) Culture VI, 6"

**Mixed**—Miniature pansies from neat plants. Flower all season. Many showy colors mixed. Pkt. 20c.

## WALLFLOWER

(a) Culture I or V, 1 1/2'

**Mixed**—Blood-red and yellow flowers. Resemble single stocks. Early and delightfully fragrant.

## WILD FLOWER MIXTURE

(a) Culture II or III 1/2-3'

Old fashioned flowers in a fine mixture for all season flowering. Sow thinly and enjoy continuous flowers and delightful surprises. These are not wild flowers of the fields but a selection of garden flowers that gives a "wild" garden look when planted in a border. A good way to get acquainted with some of the unusual kinds of garden flowers.

## ZINNIA

(a) Culture I or II

SMALL TYPES, 12-18"

**Black Ruby**—Compact, round little flowers of a deep velvety maroon. Lilliput type. Pkt. 15c.

**Red Riding Hood**—Deep scarlet flow-

ers 1" across. Free flowering. Fine border plant of Lilliput type.

**Lilliput pastels**—Lovely soft colors in the miniature strain. Fine for borders or small bouquets.

**Linearis**—Single daisy-like type with small flowers in orange. Pkt. 15c.

**Mexicana**—Single and double flowers in varied and variegated colors.

**Navajo mixed**—Resemble Gaillardias in shape. Many colors in showy mixture. Medium size plants. Pkt. 15c.

**Pumila Sunshine Tints**—Dwarf plants with medium flowers in a wide range of delicate, soft colors. Pkt. 15c.

**Scabious Flowered**—Medium size flowers on a semi-tall plant. Resembles Scabiosa in shape. Bright colors mixed. Pkt. 15c.

**Tom Thumb mixed**—Lilliput type flowers on a very dwarf plant. For low borders and miniature displays. Pkt. 15c.

**Fantasy**—Medium tall plants with medium size flowers, shaggy petals.

**Melody** (orchid lavender), **Star Dust** (golden), **White Light** (white), **Wildfire** (scarlet), and **Mixed**. Pkt. 15c.

LARGE TYPES, 2-2 1/2'

**Super Crown of Gold Pastels**—New, improved, with many pastel colors overlying the golden base. Pkt. 15c.

**Dahlia Flowered mixed**—Huge flowers in a bewildering range of bright and pastel colors. Pkt. 15c.


**Giants of California, mixed**—Mammoth flowers in many striking colors. Largest zinnias of all. Pkt. 15c.

**Peppermint Stick**—Basic red flowers with white or yellow stripes. Pkt. 25c.

**Will Rogers**—Dahlia type with deep scarlet color. Striking. Pkt. 15c.

**ALL PRICES  
IN THIS CATALOG  
ARE SUBJECT TO CHANGE  
WITHOUT NOTICE**

**A BOUQUET OF ZINNIA TYPES**—One of the easiest of all flowers to grow, in a galaxy of colors and shapes, the Zinnia offers much to the gardener with a minimum amount of care. Reading clockwise they are as follows: 1 Harmony (no seed available this year), 2 Fantasy, 3 Pumila, 4 Double Giant, 5 Gaillardia flowered, 6 Little Red Riding Hood, 7 Early Wonder.



QUALITY

BUXTON WHITE SEED CO.

SERVICE



**DAHLIA**

Pompon



**DAHLIAS**

Any reasonably careful gardener can grow dahlias easily and successfully.

**Soil needs** of dahlias are no different than those of a good vegetable garden. Drainage and porosity are important.

**Fertilizing** calls for nothing more than a good balanced commercial fertilizer.

Planting is simple. Set stout stakes first. Plant the tuber in a hole 6 inches deep, with eye up, and neck near stake. Cover with just enough soil to hide the tuber. As the eye grows, keep filling in soil.

**Culture.** Cultivate frequently for about the first 10 weeks. Do not cultivate when flowers are in bud or bloom.

Allow only one main stalk to grow. When stalk is about 10 inches high, pinch out the center just above the 2nd pair of leaves. When buds appear, pinch out all except the central one. Also pinch out all new lateral shoots except the two nearest the main stalk. This helps produce large blooms on low, bushy plants and encourages long stems.

**HOME GARDENING GUIDE**

**A Note on Proper Bulb Planting**

Take special care to plant your bulbs the right depth, as shallow planting causes much failure in successful bulb growth. In preparing the planting pocket for your bulbs, be sure

the bottom is broad enough to permit the bulb base to rest on the soil. If an air pocket is left, the roots are quite likely to dry out before the bulb has started its growth.

**GLADIOLUS**

Gladiolus are among the easiest of all flowers to grow. But while they stand neglect better than most plants, they also respond beautifully to proper treatment. So it is well to note these brief points:

Soil should be well drained, sandy loam, preferably where no glads have been grown for the past 3 years. Cultivation to a depth of about 18 inches is highly desirable.

**Full sun** is best, although they do fairly well in partial shade. Glads may be set out as soon as frost is out of the ground, but extra-early planting gains little. A succession of plantings about ten days apart gives a long blooming season.

Depth of planting should be no more than 4" in heavy soil and 5 to 6" in light, sandy soil. Planting Glad bulbs too shallow in light soil will cause them to topple over or grow at bad angles. Space bulbs 3" apart in rows 18 to 30" apart. Be sure to eliminate air pockets under the bulbs.

Place bulbs in a well worked trench in staggered or zig-zag row—and cover at first with about two inches of loam. When shoots begin to appear, work balance of loam into the trench.

**Watering** is important. Glads need an abundance of moisture, especially after the plant is well developed.

Cut the spike when first bud fully opens. The other buds will open nicely and give you a longer period of bloom.

Cutting the spike as soon as the first flower opens allows the plant strength to go into the corm.

**FANCY LEAVED CALADIUMS**

These spectacular foliage plants are particularly valuable because they do well in shade. Start them in a mixture of half sand and half leaf mould at a temperature of over 70 degrees. When the roots are well-developed and the shoot is beginning to show, pot up in rich soil. Set out in the garden when weather is warm.

**LILIES**

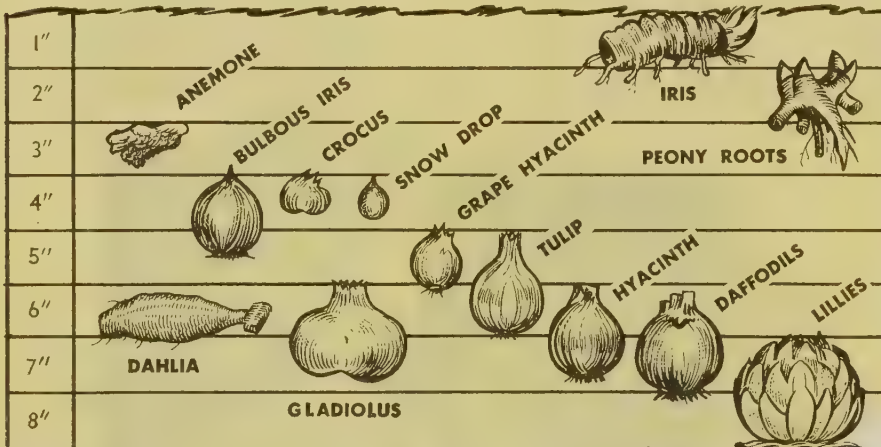
Even the swamp lilies will not tolerate wet feet; all must have perfect drainage. Yet they like a moist, cool soil. This means that liberal quantities of old well-decayed compost is almost essential for lilies.

**CANNAS**

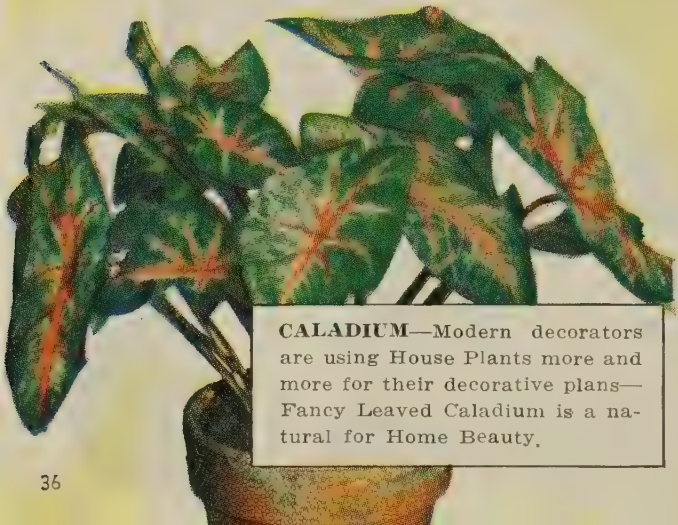
While cannas will tolerate cold soil, they usually do not start growing until hot weather comes. If planted in round beds, you will need 37 plants for a 10 foot bed (18 plants on the outside, 12 in the second row, six for the third row and one in the center). A 7 foot bed will use 19 plants, with 12 plants on the outside row, six for the middle row and one plant in the center.

**GLADIOLUS**

Picardy



Usually accepted planting depths under proper soil conditions



**CALADIUM**—Modern decorators are using House Plants more and more for their decorative plans—Fancy Leaved Caladium is a natural for Home Beauty.

**BULB ENEMIES**

Gladiolus thrips, mice, moles and rabbits are all enemies of your bulbs.

Leafhoppers carry disease and injure the plant by sucking the juice from leaves and stems.

Thrips can destroy your bulbs, even when stored. Ask us about our many good preparations to control these pests.



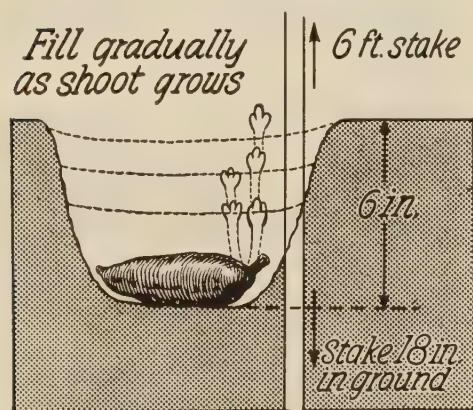
# BULBS & TUBERS

## For Spring Planting



### PLANTING DAHLIAS

Dahlias need warm feet, as planting should be done when there is no danger of freezing. Handle your dahlias carefully, as bruised spots will decay. Soil should be dug out 8" below the planted position of the tuber. Mix this soil with sand and humus. Be sure to keep manure and humus from direct contact with the tuber. Drive your growing stake into the ground before laying the tuber in position; see illustration. Start tying to the stake when about 12" to 14" high. Mound the earth slightly against the stem. A ring of loose earth around your plant will assist in holding water in immediate relationship to the roots.



### FEED YOUR BULBS

Fertilize and water your bulbs after they have flowered. After flowering the leaves make food which forms next year's flower and builds up the bulb to support it. The bulb is a tiny flower wrapped up in a lot of food. So be sure your bulbous plants have plenty of fertilizer and water while the flower is being formed for next year.

And remember, too, that early digging or cutting the leaves before they are brown will weaken or kill the bulbs by removing the source of food and energy.

### STORING GLAD BULBS

Bulbs can be dug for storage seven weeks after last flower fades, but the longer digging can be delayed the better the bulbs will keep, unless fall rains may start up growth after a summer dry spell. Bulbs must be dug before ground freezes.

Store as close to 33 degrees as possible until February 1st. Then bring into warm room (above 55 degrees) for two weeks and return to 33 degree storage until planting time. ALL

### GLADIOLUS

**King Lear**—Clear deep reddish purple with silver line on edge of petals.

**Margaret Beaton**—Huge snowy white florets with a very small vermilion-

**Margaret Fulton**—Medium. Clear soft rich dark salmon. A beautiful shade. 6 to 8 perfectly placed medium sized florets open at a time.

**New Europe**—Large. Vivid orange red with a small purple stripe in throat. 8 to 10 magnificently shaped florets open at a time.

**Phyllis McQuiston**—Large. Large deep glowing shrimp pink shading a little lighter in throat. 6 to 8 large blooms open on a tall spike.

**Picardy**—Giant. Soft shrimp pink, with a blotch of light flesh pink shading to shrimp pink at edges.

**Spotlight**—Large. Clear deep yellow with small scarlet blotch in throat. Opens 6 to 8 florets on a long stem.

**Vagabond Prince**—Large. An iridescent garnet-brown, lighter in upper throat, and with a small blotch of glowing flame scarlet on lip petal. 8 glowing flame scarlet on lip petal.

**White Gold**—Giant. Very large clear light cream shading to a golden shade in throat. 5 to 6 huge well placed blooms open on a long head.

**Bagdad**—Smoky old rose, deeper at edge of throat, lighter in throat. 6 to 8 immense blooms open at one time.

**Beacon**—Clear bright scarlet, with large creamy throat blotch. 8 to 10 medium florets, moderately ruffled.

**Bit o' Heaven**—Very nice orange with yellow throat. Opens 9 to 12 medium sized blossoms on tall spike.

**Blue Beauty**—Light blue, edges of petals lined with violet-blue. Throat somewhat lighter on upper petals.

**Dream o' Beauty**—Large rose red. A very popular shade. Tall grower.

**Elizabeth the Queen**—Clear mauve-ruffled flowers with dark lines in the throat. Large.

**Ethel Cave-Cole**—Light pink with deeper pink throat. Large, wide open florets. Fine propagator.

**Gold Dust**—Large. A fine soft clear early yellow. Opens 5 to 6 blooms at a time. A beautiful cutflower.

**Hawkeye Red**—Large. Red Sport of Vagabond Prince. A bright red with small blotch of darker red on lip petal. 8 to 10 well placed large sized blooms open at a time.

**Leading Lady**—Cream white. Very large florets on tall spikes.

### DAHLIAS

(I.D. Informal Decorative.  
F.D. Formal Decorative)

**A. D. Livoni**—(Show type) Beautiful shade of deep pink, free flowering and ideal for cutting.

**Avalon**—(F.D.) A fine garden variety. Profuse bloomer with rich large lemon-yellow blooms.

**Commando**—(F.D.) Clear shade of deep lavender. One of the finest.

**Gallant Fox**—(F.D.) Brilliant dark red. A good commercial variety.

**Dixie's Wine Dot**—(I.D.) A beautiful variegated flower. White, speckled and splashed with wine red. Showy.

**Jane Cowl**—(I.D.) Lovely buff and old gold shading to a salmon center. One of the best for cutting.

**Jersey's Beauty**—(F.D.) Glorious clear pink. One of the finest ever produced. Marvelous for bouquets.

**Mrs. I. de Ver Warner**—(F.D.) A beautiful orchid pink. Lovely large flowers on long strong stems.

**Michigan White**—(Semi-Cactus) Pure white. The most prolific blooming cutflower white.

**Miniature Dahlias**—Lovely 3- to 4-in. blossoms just like the large ones in form and shape. All have good stems. A wide range of colors.

**Pompon Dahlias**—Charming "button" dahlias that require little care. Gorgeous cut flowers.

**Rosy Dawn**—(Ball type) A beautiful red-rose and yellow.

### CANNAS

**King Humbert**—(Orchid-flowering). Orange-scarlet with bright red markings; deep bronze foliage. 4 feet.

**President**—Immense bright red in large clusters. Green foliage. 4 feet.

**Hungaria**—Large dainty rose-pink, frequently edged cream. 4 feet.

**Wintzer's Colossal**—Largest flowering. Vivid, blazing scarlet.

### CALADIUM

**Fancy-Leaved**—Rich ornamental leaves marked, veined and striped with white, pink and dark red.

**Elephant's Ear**—One of the largest ornamental plants for beds and borders. Huge green leaves.

### LILIES


Few flowers provide such regal beauty as lilies, and few are as hardy. Let us suggest the varieties that will thrive in your garden.

### TUBEROSES

One of the most fragrant of all flowers. Tall spikes of white blooms.



# GARDEN AIDS by PORTCO



PROTECT YOUR GARDEN  
WITH

## SCARE-AWAY

the Modern Scare-crow

Shiny aluminum strips crackle and flash. Keep birds or animals away day and night. Lasting protection for gardens and farms. Simple to use. Ask your dealer or order direct.

10 Strips to a package .....\$ .25  
Commercial pack of 100 strips .....\$1.80



PACKAGE  
OF TEN  
25¢

FOUR PACKAGES 1.00 POSTPAID



FOR QUICK  
TYING

PORTCO CINCH-TIES are Wire Center Plant ties. Durable and attractive green color. In 8-inch lengths or handy ball of 250 and 500 ft. Cut to desired lengths for quick tying. For flowers, vines, annuals.

100 8-in. for.....\$ .25  
250 ft. for.....\$1.00  
500 ft. for.....\$1.75

Inquire about bulk put-ups.  
SEE THEM at our store



WEATHERIZED!  
NO SHRINK • NO SAG!

Durable, extra strong PORTCO Garden Twine is specially treated for weather resistance... lasts more than a full season... no shrink or sag. The ball is wound for convenient center pull...will not unravel.

250 ft. for 30¢  
500 ft. for 50¢

SEE THEM at our store



# GARDEN SUPPLIES

We can't even begin to show you, here, all the helpful garden supplies our store offers! We have just about anything a gardener would want—including some new ones you've never seen before. But remember this—every garden supply item we offer has been chosen on merit! Our selections are sound and sensible. We choose, on the basis of experience, the garden aids that will really help you. That's why you can always shop with confidence here.

## GARDEN GLOVES

Garden Gloves—Protect your hands—wear gloves in your garden! Canvas or leather, in sizes for men and women.

## GARDEN HOSE

Visit Our Store for our newest offerings. Garden hose is now available in good quality and quantity.

## LABELS

Pot or Garden Labels (Wooden)—Used for marking plants in pots or seed flats. 4 inch, 6 inch, 12 inch. Wood Tree Labels, Wired. Painted wooden labels equipped with wires, for marking trees or shrubs; also used extensively for labeling dahlia tubers.

## PLANT BANDS

Square bands hold almost twice the number of plants as round pots of the same size. 2 in. size, packet of 30, 25¢. (Ask for prices on larger sizes and quantities.)

## PLANT SUPPORTS

Bamboo Stakes—Green, pencil-thickness. 2 ft., 3 ft., 4 ft. Dahlia or Garden Stakes—Wooden—Painted green. Strong and durable. Almost rot-proof. Will last several seasons. For supporting dahlias, young trees, etc. 4 ft., 5 ft., 6 ft.

## POTS AND SAUCERS

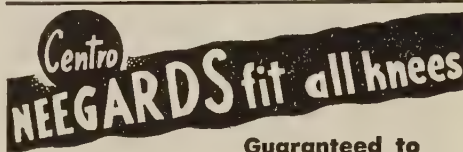
Standard Earthen Flower Pots. Many sizes, from 2½ in. to 12 in. diameter. Earthen Flower Pot Saucers. 3 in. to 12 in. Red Paper Pots. Excellent for growing seedlings or for packing plants for shipment. 2½ in. to 6 in. diameter.

## BIRD HOUSES AND FEEDERS

Window Bird Feeders—Provides an opportunity to study your bird companions from your window. Ideal for shut-ins and a real companionship for any bird lover. Bird Houses—A great deal of pleasure can be derived from the birds that will be attracted to your yard by putting out a bird house or two. We carry many types and styles for bird lovers to choose from.


## WILD BIRD SEED MIXTURE

Feed your feathered friends the year round with this tempting mixture. All types of wild birds relish this seed. Don't forget to give them plenty in the winter months.



Guaranteed to  
give perfect kneeling comfort

Finest, handiest of all knee protectors! Reinforced sponge rubber, easy fasteners, make it a joy for gardening or household chores. FOR WOMEN OR MEN.



No more roughened knees! Kneel with comfort and with ease! A wonderful buy for \$2.00.

## Hotkaps



Start Your Garden Earlier  
This Year—with HOTKAPS

Give your favorite flowers and vegetables an earlier SAFE start! Glastex® HOTKAPS afford individual outdoor HOUSHOUSES for seedlings and young plants. Ripen plants weeks earlier, provide positive protection against frost, storms, sun, insects. Only Glastex® HOTKAPS give 3-Way Protection: 1. TRANSLUCENT to retain healthful benefits of sun, prevent direct burning rays that wilt tender plants. 2. Become more POROUS as plant develops, hold less heat and moisture condensation gradually hardening plant to withstand shock when removed! 3. QUICKLY OPENED AT TOP for ventilation as plant grows—still giving most important protection to tender undergrowth at BASE.

HOTKAPS  
Plant Protectors  
Made of  
Glastex® 3 1/3¢  
only

\*GLASTEX specially processed material Reg. U. S. Pat. Off.  
BIG GARDEN PACKAGE of 25 only 85¢—Setter Free  
Larger Pkgs. of 100, 250, 1000 for Commercial Growers

## 'TWIST-EMS'



Handy! Speedy!  
PLANT TIE

Strong, dark green "invisible" tapes with wire reinforcing—protect stems, speedily and permanently support annuals, perennials, vines, shrubs, and vegetables.

Box of 200, 4-inch size, 25¢. Box of 100, 8-inch size, 25¢.  
Box of 100, 16-inch size, 50¢. Pkg. of 50, 8-inch size, 15¢.  
Pkg. of 35, 8-inch size, 10¢. 250 ft. continuous roll, \$1.00.

## TRAIN-ETTS

Ideal support for SWEET PEAS, GARDEN PEAS, POLE BEANS, CUCUMBERS, TOMATOES. Hung in 5 minutes. Doesn't rot like string, nor burn tendrils like wire. 3 sizes—  
60-inch x 72-inch, 65¢  
60-inch x 96-inch, 85¢  
60-inch x 180-inch, \$1.25



Sprinkler and duster all in one! Two heads—one for watering plants with gentle rainlike spray... the other for dusting insecticides. Good indoors or out. Users say it's its indispensable! Try it!

NEW FEATURE—  
2 SPRAYHEADS  
FOR DUSTING POWDER  
FOR SPRINKLING WATER

You'll wonder how you ever got along without it!

WORKS 6 WAYS! A great help in ironing and other household and garden chores. Just try it! 8 oz., \$1.25; 12 oz., \$1.50.





# GARDEN TOOLS

Garden tool design has moved ahead almost unbelievably in the last decade. Some of our recently developed garden tools let you do as much in one hour as you formerly did in five! Others make play out of jobs that have always been backbreakers. Hoeing, cultivating, weeding have been streamlined and speeded up amazingly. So—next time come in, spend a few minutes in our Tool Department. You'll be glad you did!



## NATURAIN

From 2-inch trickle to 25-foot spray, at will! April showers anytime of year—with this marvelous new method for watering lawns and gardens. No constant shifting . . . no water waste. Connects in a jiffy. Comes in 5 foot units, weight only 12 oz. Use 5 ft. to 30 ft., according to size of your garden. Primary unit, \$2.95; extension units \$2.75 each.



**Cultivators, Speedy**—4 sharp curved tines, 4 1/3 ft. handle.

**Norcross**—Adjustable steel teeth.

**Hand Cultivator Weeders** — 3 or 5 prong.

**Forks, Spading** — 4 tines, D handle, light and heavy weight.

**Hay Fork**—Bent handle, 3 or 4 tines.

**Hooks, Grass (Sickles)** — Various styles, well balanced designs. Wood handles.

**Potato Hooks**—4 broad tines, tumbled.

**Shears, Grass**—Pinch-proof handles.

**Hedge Shears**—8 or 9 in. blades.


**Budding, Propagating, and Pruning Knives.** See our selection.

**Edging Knife**—Half-moon blade.

**Scythes, Grass, Weed and Bush**—Best crucible steel. Visit our display!

**Shovels, Square Point**—Long and D handles.

**Round Point Shovel**—Long D handle.



**Rakes, Steel, Curved Tooth**—Straight handles; teeth on head 1/4" thick.

**Steel, Straight Tooth Rakes** — Level head.

**Wood Rakes**—Rigid and strong.


**Bamboo Rakes**—Fan shaped, strongly made.

**Steel-Broom-Rake** — Flat, spring-steel teeth.

**Pruners, Tree**—8 ft., 10 ft., 12 ft.

**Pruning Shears**—Again available in several styles.

**Flower Gathering Shears** — They cut the stem and hold the flower for you.



**Hoes, Field or Garden**—Various styles.

**Onion Hoe**—Square top pattern.

**Scuffle Hoe** — 8 inch blade; straight handle.


**Warren Hoe**—Pointed steel head.

**Knives, Asparagus**—10" with V-shaped point.

## BEMIS EROSIONNET



Prevent seed washouts, grow beautiful lawns and terraces with one seeding by using this open-mesh woven paper fabric to hold seed and soil in place.



## "Green Thumb"®

They really do have a green thumb and they're vinyl-impregnated to keep out dirt, wear several times longer, wash without shrinking. Every gardener needs a pair to protect her hands.

Sizes small, medium and large **89¢**

### PRICES

subject to change

As is usual in seed catalogs, we must notify you that prices are subject to change without notice. We shall, of course, make every effort to maintain our listed prices.

### GARDEN SUPPLY PRICES

NOT PREPAID

While prices quoted on garden seed include our shipping costs, this is not the case on our other lines. So, when ordering garden supply items by mail, please remember shipping costs are EXTRA.

## To take better care of your lawn and garden—




### GARDEN HOSE ACCESSORIES

You'll get exactly the right garden hose accessory for your special need when you ask for Green Spot . . . America's most complete high quality line of sprinklers, nozzles, hose menders, couplings, clamps, etc.

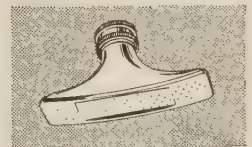
### WEATHER-MATIC's the new queen of automatic sprinklers!

Polished chrome arms feature ball bearing action that assures smooth, silent rotation. Adjustable nozzles have

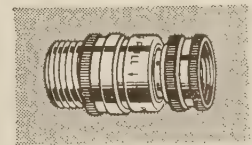
distance markings for watering any circular area from 10-50 ft. Rustproof. Moving parts brass.



**HEAVY DUTY NOZZLE** is machined from solid brass. Completely leakproof . . . finger-tip operation. There's none better.



**FAN SPRAY** waters plant roots alone . . . no wet leaves to develop fungi. Won't wash out topsoil.



**QUICK CONNECTOR** speeds joining of hose-to-faucet, hose-to-hose, hose-to-accessory. Its two parts snap together . . . no threads.

# Green Spot

**KEEPS THAT SPOT GREEN**

A Product of Scovill



## GARDEN TOOLS

(Continued)



**Spades, Square Point**—Flat Blade, D handle.

**Trowels—All-Steel Garden**—Made of one piece of rigid steel; shaped ventilated handle.

**Transplanting Trowel** — 6" blade of solid steel.

**Weeders, Hand**—3 steel prongs; short handle.

**Lawn Weeder** — Curved forged-steel blade.

**Weeder and Hoe Combined**—A labor saver.

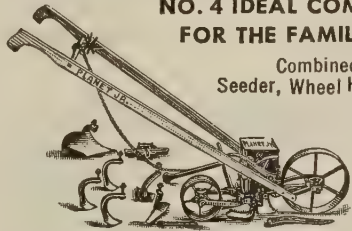
**Dandelion Weeder**—V-shaped design.

# Planet Jr.

The Finest in the Field

AIDS TO BETTER, EASIER GARDENING

### NO. 4 IDEAL COMBINATION FOR THE FAMILY GARDEN



Combined Hill and Drill Seeder, Wheel Hoe, Cultivator and Plow. An efficient all-around tool. Ideal for planting, weeding, cultivating and plowing.

### NO. 17 SINGLE WHEEL HOE



You'll like it. Saves time and makes gardening easy. Light, but strong enough for any job. Has the most needed equipment.

### PLANET JR. STAR PULVERIZER

Weeder, cultivator and mulcher all in one. It cuts on both forward and backward stroke. Light, easy to use, it does the finest kind of work.

### NO. 2 GRASS EDGER

Built to work equally well on curved or straight walks. Gives you clean sharp lines along with minimum of effort.

**Biting or Chewing Insects** such as beetles, caterpillars, grasshoppers, and the like, can best be controlled by the application of poisons to the plants upon which they feed.

**Sucking Insects** such as aphids, weevils, leaf hoppers, etc., insert their beaks into the leaves, stems or fruits and suck the plant juices. Hence "stomach" poisons applied to the surface of the plant will not kill them. They must be killed by use of contact poisons.

**Scale Insects** that develop protective coverings are most easily killed by strong corrosive solutions, such as a concentrated lime-sulphur mixture, applied during late fall or winter when foliage is off the plants—and by other materials. We have the right remedies for all these insect types.

## INSECTICIDES & FUNGICIDES

**All-Around Spray (Acme)** — Multi-purpose formula for roses, shrubs, fruit trees. This one spray does the job. (See Acme display for full data.)

**Antrol Ant Traps**—Kills both sweet and grease eating ants.

**Arasan (Seed Treatment)**—An effective dry seed disinfectant and protectant for destroying surface seed-borne organisms and protecting the seed against soil-borne organisms responsible for seed decay.

**Arsenate of Lead**—Controls practically all leaf-eating or chewing insects.

**Black Leaf 40** — Nicotine Sulphate 40% solution for controlling aphids (plant lice), thrip and soft bodied sucking insects.

**"Black Leaf" Aerosol Insect Killer**—The new pushbutton aerosol that ridges your home of insects.

**"Black Leaf" Garden Dust**—A multi-purpose dust or spray containing nicotine, pyrethrum and rotenone—plus a concentrated fungicide.

**"Black Leaf" Rotenone Dust**—1% rotenone and 10% sulphur blended on special carrier material.

**Black Leaf 40 Mosquito-Fumer**—New outdoor mosquito killer. Effective "smoke aerosol" deadly to mosquitos.

**Bordeaux Mixture**—Standard copper insecticide for controlling black spot, mildew, blight, other fungus diseases.

**Calcium Arsenate**—Cheap quick-acting poison for potato bugs; leaf-eating insects.

**2% Ceresan (Seed Treatment)** — Reduces seed rotting and damping-off,

Controls most chewing insects, sucking insects and fungus diseases. Packed in cartridge-refillable dust guns or spout pouring canisters. Use with confidence on edible fruits and vegetables. Made by Swift, maker of Vigoro, it's

**ALL THE PROTECTION MOST GARDENS NEED!**

## FOR A LUXURIANT GARDEN

on Roses and other flowers use

**DU PONT FLORAL DUST**




Gives all-in-one control of most insects and fungus pests — special Du Pont formulation.

Price: 8-oz. refillable dust gun . . . \$ .79  
1-lb. can . . . 1.15  
4-lb. canister 3.50

on Vegetables use


**DU PONT VEGETABLE GARDEN DUST**



Stops insects and fungus diseases safely — won't burn plants.

Price: 8-oz. dust gun . . . . . \$ .79  
1-lb. can . . . 1.15  
4-lb. canister 3.50

Also these separate chemicals



### FERMATE

for black spot of roses—also ideal fungicide for apples, grapes, berries.


Price: 8-oz. canister—75¢



### METHOXYCHLOR

insecticide for all major insect pests of flowers and vegetables.

8-oz. canister—75¢



### FUNGICIDE-A

for tomato blights and other foliage diseases of vegetables and flowers (except roses).

6-oz. canister—85¢



**DU PONT GARDEN PRODUCTS**

REG. U. S. PAT. OFF.

BETTER THINGS FOR BETTER LIVING THROUGH CHEMISTRY



gives more uniform stands with less seed.

**New Improved Ceresan (Seed Treatment)**—Kills seed-borne diseases, such as root-rot and seedling blight, by both contact and vapor. Use on barley, oats, wheat, rye, sorghums, flax, peas, cotton.

**Chlordane Dust (Acme)** — The new control for a large group of insects in the lawn, garden, and indoors. See below for list of pests it will kill.

**Du Pont Floral Dust**—Contains methoxychlor, and rotenone. Especially recommended for rose disease control; protection against insects.

**Duradust**—A ready-to-use dust for home gardens, contains 5% DDT and 9% metallic copper. Particularly effective on rose chafer, leaf hopper and corn ear worm.

**End-O-Pest (Swift's)**—All-around garden dust in a refillable sprayer package which sprays or pours.

**Fermate (DuPont's)**—Highly effective control for rose black spot, powdery mildew, and rust—also for many diseases of other flowers, and for fruit diseases such as apple scab.

**Fruit Tree Spray or Dust (Pratt's)**—Provides safe, effective control of insects and diseases on fruit trees. Contains sulfur, DDT and basic lead arsenate.

**Lime Sulphur, Liquid**—A dormant spray material against scale of all kinds.

**Lime Sulphur, Dry**—A dormant spray to kill scale or use as a summer spray for control of fungus disease.

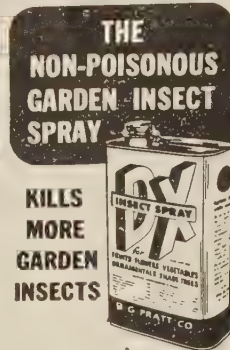
**Methoxychlor (Du Pont's)**—50% wettable powder. Because of its low toxicity, can be used on vegetables right up to harvest time.

**Mildew Spray**—Strong liquid spray for control of mildew, leaf spot and black spot on rose bushes, flowers.

**Para-Scalecide (Pratt's)** — Controls peach borers with one application. Saves time and labor. Safe to use on young and old trees.



Spray every fruit tree, shade tree, shrub and vine with Scalecide in the Spring before the buds start. 1 gal. \$2.75, 1 qt. \$1.15.



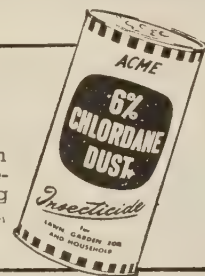
When insects appear, spray with D-X Insect Spray. Kills both sucking and chewing insects. Dilutes 1 to 600. 4 oz. \$1.00, 1 oz. 35¢.

## ACME GARDEN DUSTS AND SPRAYS

### Controls Most Common Garden Insects . . . Safe to Use



Acme Garden Guard controls the widest variety of chewing and sucking insects of any insecticide on the market today. Non-injurious to humans, pets and animals. Use as dust or spray to control aphids, bean beetles, asparagus beetles, horn worm, tarnish plant bug, cabbage worms, currant worms, rose caterpillars, blister beetles and other common insects. 1 lb. sifter \$0.50; 1 lb. pump gun, \$.65; also available in 4 lb. pkgs. and 50 lb. bags.



### ACME 6% CHLORDANE DUST

Outdoors and indoors—for garden, lawn, house


For dusting in gardens and on lawns to control ants, cutworms, chinch bugs, chiggers, earwigs, slugs, snails, sowbugs, sod webworms, wireworms, white grubs, including Japanese beetle grubs, root infesting maggots and many others. In the home for cockroaches, silverfish, carpet beetles, crickets, etc. 1 lb., \$.55; 4 lbs., \$1.50.

### ACME ALL ROUND SPRAY



For roses, azaleas, other flowers, shrubs, vegetables and fruit trees. A new, modern, carefully formulated multi-purpose product designed to provide with one application the best available protection against both insects and fungi such as rose chafer, azalea flower spot, thrip, black spot, downy mildews, leaf spot, many rusts, Japanese beetle, leafhopper, flea beetle, aphid, cabbage worm and many others.

Suitable for dusting as well as spraying. 1 lb. Carton, \$1.10; 4 lb. Carton, \$3.50.



### ACME ARSENATE OF LEAD

The favorite arsenical insecticide for the control of most chewing insects damaging shade trees, vegetables, berry bushes, vines, etc. Has no superior for fluffiness and bulkiness. Safe to use on tender foliage.

1 lb. carton . . . . . \$ .70  
4 lb. bag . . . . . \$1.70

### ACME BORDEAUX MIXTURE

The most widely used copper fungicide for preventing fungous spores gaining a foothold on plant surfaces. Prevents losses caused by blight, rot, mildew, scab, anthracnose, etc. Recommended for vegetables, flowers and ornamentals. Contains copper sulphate and lime in equal proportion for maximum protection and minimum burn.

1 lb. carton, \$.50; 4 lb. bag, \$1.35.

### ACME DURADUST No. 50

Contains 50% wettable DDT in micronized form. Controls codling moth, oriental fruit moth, leaf hopper, flea beetle, psyllid, potato bug, potato aphid, Japanese beetle, thrip, cabbage worm, rose chafer and many others. Use as a spray, like Arsenate of Lead, or extend with inerts for dusting. Highest strength possible in quality processing. 1 lb., \$.85; 4 lbs., \$2.25; also available in 40 lb. bags.

### SNAROL CUTWORM BAIT



The long-established favorite for killing snails, slugs, cutworms and sowbugs. Easily distributed in areas under plants where these pests lurk. Effective — attracts and kills them fast. Non-injurious to vegetation.

1 lb. 35c, 2 1/2 lbs. 75c

### ANTROL ANT KILLER SETS



These convenient sets contain four ready-filled glass feeders filled with Antrol Syrup. Wipes out entire ant colony quickly.

Set of four 39c

### RIDZ GARDEN SPRAY



Contains D.D.T., Rotenone and Lethane. Kills thrips, aphid, leaf hoppers, white flies, mealy bugs, red spiders, scales and Mexican bean beetles. High dilution for economy.

4 oz. concentrate 65c



### ACME TOMATO DUST

A general garden insecticide and fungicide with special emphasis on complete tomato protection. Controls early and late blight as well as horn worm, fruit worm and flea beetle on tomatoes as well as on cucumbers, beans, cabbage, potatoes and many flowers such as hollyhocks, asters, roses, azaleas, etc. 1 lb. sifter, \$.55; 4 lb. pkg., \$1.35; also available in 50 lb. bags.

lyhocks, asters, roses, azaleas, etc. 1 lb. sifter, \$.55; 4 lb. pkg., \$1.35; also available in 50 lb. bags.



# INSECTICIDES

(Continued)

**Paris Green**—For control of chewing insects, particularly potato bugs.

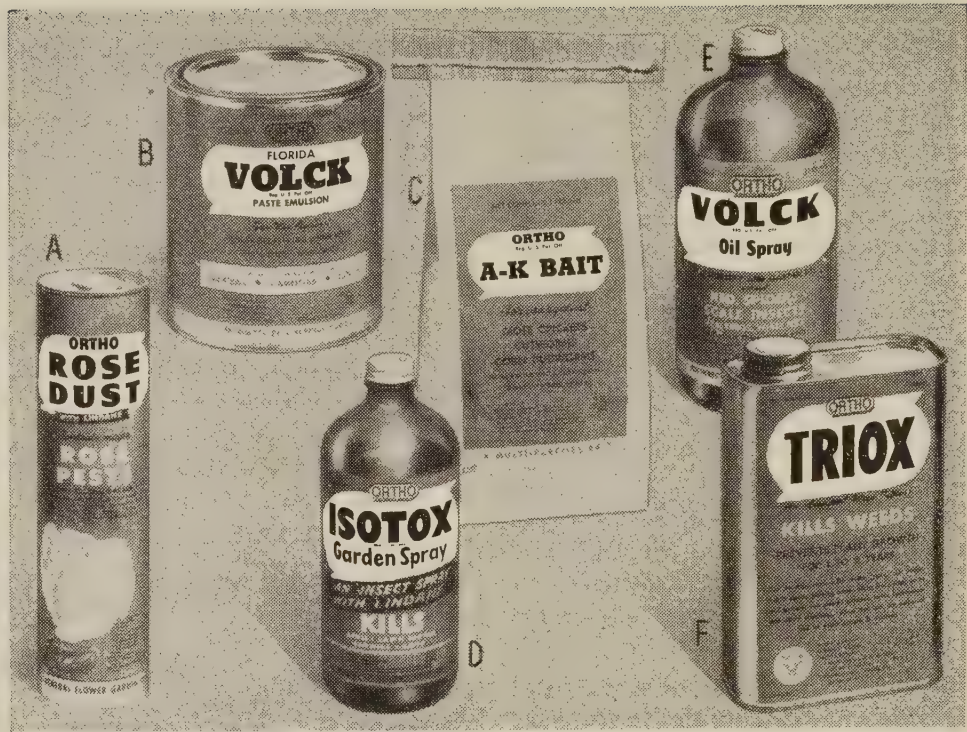
**Rabbit Scat**—Keeps rabbits out of the garden, protects bushes and trees, repels birds from grape vines. A repellent, not a killer.

**Red Arrow Garden Spray**—Contains Pyrethrum, Rotenone, Soap. Harmless to animals.

**Red Arrow Dust**—Use as spray or wash for fruits, flowers, vegetables.

**Special Semesan (Seed Treatment)**—Effective in preventing and controlling both brown patch and dollar spot. Provides wide margin of safety with little danger of yellowing or thinning turf when applied as directed.

**Semesan Bel**—For use on potatoes. Controls many seed-borne diseases.



## DEPENDABLE PEST CONTROLS FOR HOME AND GARDEN

# RED ARROW

## GARDEN SPRAY

Non-poisonous. Kills most chewing and sucking insects quickly, safely. 1 oz. makes several gallons of spray.



1 oz..35¢; 4 oz..\$1.00; Pint..\$2.85

Ask for free booklet  
How to Fight Garden Insects

# RED ARROW

## AGRICULTURAL DUST

3/4%  
ROTENONE!



Non-poisonous—spray or wash. Kills bean beetles, cabbage worms, etc. Dust about every 10 days.

2 lb.....60c — 5 lb.....\$1.35  
.50 lb. drum (1% Rotenone) 22c per lb.

A PRODUCT OF McCORMICK & CO.

**A** ORTHO Rose Dust—just the thing for you gardeners who prefer to dust. It comes in a handy, ready-to-use pump-gun containing the newly approved insecticide *lindane*, and DDT—plus the highly-effective fungicides sulfur and ferric dimethyl dithiocarbamate. A fine multi-purpose control of many chewing and sucking insects and plant diseases. Control these pests easily, economically and effectively — gives your Roses and many other flowers just about all the protection they need with ORTHO Rose Dust. ORTHO Rose Dust saves you extra time and labor. It does several jobs in one treatment—saves buying other specific materials. May be used all summer at 7 to 10 day intervals during the growing season. If you prefer to spray, ORTHO Rose Dust may be mixed with water.

OR 126—8 oz. duster.....\$1.00  
OR 127—1 lb. refill..... 1.25

**B** FLORIDA VOLCK Paste Emulsion — a highly refined oil especially prepared for spraying fine foliage of such plants as Azaleas, Camellias, Citrus, Gardenias, Hibiscus, Certain Palms, Avocados, Mangos, Ligustrums and Pecans, and a host of other hardy out-of-door grown ornamentals, fruits, nuts and evergreen trees. FLORIDA VOLCK Paste Emulsion is an excellent, effective insecticide and spray carrier: It contains superior oil soluble emulsifiers and special wetting and spreading agents that cause the spray droplets to flatten out on the foliage and form a completely enveloping film that smothers the pests. It is economical... every droplet works. Order FLORIDA VOLCK Paste Emulsion now for your fine foliage plants.

OR 138—1 pint..... 75c  
OR 132—1 quart.....\$1.25  
OR 133—1 gallon..... 2.85  
OR 134—5 gallon..... 9.50

**C** ORTHO A-K Bait — very effective against Mole Crickets, Cutworms, Armyworms, Corn Budworms, Grasshoppers and Strawberry Root Weevil (*Brachyhinus*). Spread on seedbeds, lawns and around plants such as Camellias, Azaleas, Rhododendrons, and Primroses according to the directions on the label. ORTHO A-K Bait feeds them then kills them. 1 lb. covers 1000 square feet, 5 lbs. covers 5000 square feet. The balanced formulation of Chlordane, Toxaphene and selected bait makes this product of highest quality in performance.

OR 135—1 lb. package..... 40c  
OR 136—5 lb. package.....\$1.35

**D** ISOTOX Garden Spray — Economical, modern multi-purpose spray containing the sensational new lindane insecticide. Effective general foliage spray against Aphids, Thrips, Beetles, Roses, Camellias, other flowers and shrubs against many chewing and sucking insects. Control Wireworms, many soil pests, also Earwigs, Lawn Moth, (Sod Webworm), Flies. Has very broad usage.

OR 111—4 oz.....\$ 1.00  
OR 112—pint..... 2.95

**E** VOLCK Oil Spray—The finest oil spray on the market for control of Mealybugs, Scale Insects, Red Spiders, White Flies and certain other garden pests. Very effective killing action against many hard-to-kill sucking insects. Kills insect eggs by enveloping, wetting and smothering. VOLCK Oil Spray can be readily mixed with water and applied to plants with almost any type of sprayer. Also, it is an excellent spray carrier as it provides better contact with insects or plant surfaces and retards weathering off of residual materials applied. May also be used as a plant polish. VOLCK Oil Spray has been used successfully for over 20 years by gardeners and farmers throughout this country and in many foreign lands. It contains highly-refined oil plus emulsifiers and special spreading and wetting agents to insure maximum coverage of plants and pests. VOLCK Oil Spray is economical... every drop works.

OR 122— 4 oz. .... 35c  
OR 123— 1 pint ..... 70c  
OR 124—31 oz. ....\$1.25  
OR 125— 1 gallon ..... 2.85

**F** TRIOX — Here's what you've been looking for to get rid of those weeds on driveways, curbs and gutters, paths, brick or gravelled walks, tile patios... or along fences and around the garage and similar structures. Kills weeds, poisons soil and prevents plant growth 1 to 2 years! Do away with slow, back-breaking hoeing and grubbing. Kill weeds the easier chemical way with TRIOX. Simply mix with water—apply with sprinkling can or sprayer. *Economical.*

OR 118—1 quart.....\$1.00  
OR 119—1 gallon..... 3.50

TRD. MKS. ORTHO, VOLCK, ISOTOX, TRIOX,  
REG. U. S. PAT. OFF.



CALIFORNIA SPRAY-CHEMICAL CORP.



**Snarol**—An insecticide bait to combat snails, cut worms, sow bugs, grasshoppers.

**Sulphur, Dusting** — For controlling powdery mildew, blight, black spot, rust and most rose diseases.

**Sulphur, Wettable**—An improved sulphur which can also be used as a liquid spray.

**Vegetable Dust or Spray (Pratt's)**—A combined insecticide and fungicide for vegetables and flowers, containing .75% rotenone and 7.0% copper.

**Vegetable Garden Dust (Du Pont's)**—An all-around insecticide containing the exclusive combination of methoxychlor, rotenone and zinc ethylene. See further data in DuPont Listings.

## GROWTH AIDS (Plant Hormones)

### IT'S FUN TO MAKE CUTTINGS FROM YOUR FAVORITE PLANTS

# ROOTONE®

The Plant Hormone Powder Used by Professionals

It's easy. Rootone stimulates the natural tendency to put out roots. Rooting is faster and heavier, resulting in bigger, earlier plants.

Trial packet, 25c • 2-oz. pkg., \$1  
1-lb. can, \$5

### DO YOU WANT LOVELIER FIRST YEAR BLOOMS?

# ROSETONE

Rosetone-treated plants take hold quickly and bear finer, earlier roses. Indispensable for the rose lover. Use Rosetone to soak bare-rooted plants before setting out, and to water established bushes.

½-oz. package, 25c • 3-oz. can, \$1



### AND OTHER Black Leaf PRODUCTS

**Black Leaf 40** kills aphids and similar sucking insects by contact and fumes. No burn. No stain. Also *delouses poultry*. Backed by 40 years of use.

**Black Leaf Garden Dust** contains nicotine, pyrethrum, rotenone and a fungicide for insect and disease control.

**Black Leaf Rotenone Dust** contains rotenone and sulphur blended on a special carrier material.

**Black Leaf Aerosol Insect Killer** kills household insects. *Push-button action*.

**Black Leaf Warfarin Rat and Mouse Killer**—the new rodenticide that destroys entire colonies. Tasteless to rats.

# TRANSPLANTONE®

Reduces wilt and loss when transplanting

**Vegetable gardeners:** Cut down transplanting losses; give seedlings healthier roots. Get earlier, larger crops of tomatoes, finer cabbage, cauliflower, lettuce.

**Flower gardeners:** Use Transplantone when transplanting seedlings and shrubs, to get finer blooms, stronger growth.

½-oz. packet, 25c • 3-oz. packet \$1  
1-lb. can, \$4

### MORE TOMATOES!

# FRUITONE®

Spray Fruitone at blossoming time and each plant will set more fruit and bear more big, meaty tomatoes. Spray Fruitone for bigger crops of beans and lima beans, too. The dollar package makes 25 gallons of spray.

2/5 oz. packet, 25c • 2-oz. pkg., \$1  
12-oz. can, \$5

## WEED KILLERS

Nowadays, it takes only two types of weed killers to do the whole job of weed eradication around most homes. 2, 4-D, the miraculous new selective killer (Weedone, End-o-Weed, Weed-no-more) will do nearly all the work without a bit of digging. You just spray it on! The only other control you need is a good crab grass killer. For more extensive weed problems other materials may, of course, be needed. We have these, too—and can advise you about their uses.

### THE NONPOISONOUS WEEDONE® CRAB GRASS KILLER


Contains potassium cyanate. Highly effective, but non-poisonous to humans and animals. Kills crab grass and chickweed, without killing bluegrass, clover or other deep-rooted grasses. Clean, economical and easy to use.

5-oz. can, \$1 • 20-oz. can, \$3  
5-lb. can, \$8.85

### USE End-o-Weed TO Spray WEEDS AWAY

• Destroys weeds, roots and all, quickly. Kills dandelion, chickweed, plantain and over 100 other lawn weeds.


Presented by Swift



### WEED-NO-MORE

MAGIC WEED KILLER

2, 4-D. Rids lawns of ugly weeds such as dandelion, plantain, chickweed, ragweed, poison ivy, poison oak and many others without injury to common lawn grasses. Just mix with water and spray. 8 oz. bottle covers average lawn. The handy applicator to fit a gallon or half-gallon jug simplifies the job. 8 oz. \$1.00; Qt. \$2.98; Applicator \$3.39.



## THE WEED KILLING MIRACLE

### NEW IMPROVED WEEDONE®

Contains the Low-Volatile Butoxy Ethanol Ester of 2,4,5-T and 2,4-D

Now Weedone kills woody plants as well as dandelions, plantains and other lawn weeds, without killing grass.

It kills poison ivy, poison oak, the brambles (blackberry and raspberry), honeysuckle and over 90 other woody plants. Sprayed on tops and sides of tree stumps, it prevents resprouting. It does not give off vapors that cause injury to rose bushes, tomatoes, flowers or ornamental shrubs. Harmless to humans and animals.

8-oz. can, \$1 • 1-gal. can, \$6.95

1-qt. can, \$2.75 • 5-gal. can, \$25

Weedone Plastic Applicator. Cap makes handy ½-oz. measure and fits any screw-top gallon jug. All plastic; no sharp metal edges to cut and scratch hands.



ONLY 49¢





**New Discovery  
Transforms  
Caked Top Soil  
Into Airy Loam!**

Terra-Lite\* Vermiculite, the magic garden discovery, worked into your top soil, holds and releases air, water and plant food in just the right amounts. You'll have the finest garden you've ever had, with less toil, less watering. Use it for conditioning soil, building lawns and also for starting seeds, rooting cuttings, mulching, storing bulbs—countless other gardening uses throughout the year.

We will gladly help any user to plan wisely in using Terra-Lite. Just ask us. Come in today.

\*Terra-Lite is the registered trade mark of the ZONOLITE Company

Now! Available to home growers!

# VITALOAM

TRADE MARK  
FIRST 100% ORGANIC SOIL CONDITIONER



Used and acclaimed by professional growers for bigger, better, more abundant crops.

Only 1 application is required during a planting season to literally "rejuvenate" the soil. So very easy to use—just mix in the soil.

Comes in powdered form; smooth as velvet to the touch; sweet and clean as a woodland glen. VITALOAM will NOT BURN even the tenderest roots or foliage and is so simple to use because you cannot use too much.



These Begonias were identical when potted. (Left) with VITALOAM; (Right) with regular greenhouse potting soil. Grown in Reedy's Greenhouse, Lancaster, Ohio.

Introductory Package 25c    25-lb. Bag . . . 3.50  
Large Home Size . . 1.00    100-lb. Bag . . . 9.00

**VITALOAM SALES, INC.**  
1211 MAHONING BANK BLDG. • YOUNGSTOWN, OHIO

# PLANT FOOD and SOIL CONDITIONERS

**Driconure**—Organic all-purpose plant food—with a peat moss base, pulverized for convenient use. Combines quick feeding and slow, steady release of fertilizing elements.

**Hy-Gro** — Extra-highly concentrated plant food, quickly soluble in water. Excellent starter solution and all-around fertilizer.

**Hyponex Plant Food**—Can be used in dry or liquid form; teaspoonful makes 1 gallon. Contains Vitamin B1.

**Lime (Hydrated)**—Sweetens sour soil for lawns, and clover. Is used as a reducer and in combination of many insecticides; for whitewash, deodorizing.

**Peat Moss**—Fine winter protection for lawns; also as a mulch on strawberry, perennial beds, roses, evergreens, etc. When incorporated in the soil, it promotes growth and supplies humus.

**Plantabs**—Clean white odorless plant food tablets for indoor or outdoor use.

**Rose Food**—A balanced combination of organic ingredients, selected for the

particular "make-up" and sequence availability that roses need. Improves the color and size of your roses.

**Sheep Manure**—An economical and effective balanced plant food. Weed-free and rapid in its action. Supplies an abundance of humus and all the essential plant-food elements.

**Terra-Lite (Vermiculite)** — Use as mulch to protect plants during winter; doesn't mat down or become soggy. In Spring, work it around base of plants as soil conditioner. Unexcelled growing medium for flats; aids seed germination, speeds root development. Also excellent for storing root crops and bulbs.

**Vigoro**—The complete plant food. Supplies all the elements growing things need from the soil. Because it offers such complete nourishment, Vigoro helps produce greater yields of finer flavored, more nutritious vegetables. Produces lovelier lawns and flowers. Clean and odorless.

**Vitaloam**—100% organic soil conditioner. One application per year rejuvenates soil, improves its physical condition, increases yields amazingly. Not a fertilizer, but a necessary adjunct. Widely used by professional growers.

## A&D DRICONURE

100% Organic Plant Food.  
7½, 25, 50 and 80 lb. bags.

•

## A&D PEAT MOSS

Highest quality, for more than 86 years.

Small "Nugget" and "Cadet" cartons.  
2 bushel handy carton.  
55 lb. "Jubilee" package.  
110 lb. "Standard" Bale.

Products of ATKINS & DURBROW, INC.

# HY-GRO

## SOLUBLE PLANT FOOD

(13-26-13)

**For flowers,  
potted plants,  
vegetables and lawns**



Brings a balanced diet right to the roots. Use according to directions on package for starter solution and transplanting. Easy to use.

3 oz. 30c—20 oz. \$1.00  
—10 lb. \$4.50. Also in 25,  
50 and 100-lb. sizes for  
estates and larger growers.

Ask for  
**FREE booklet**

**A PRODUCT OF McCORMICK & CO.**

## HYPONEX

**Grows Better Plants Faster  
in SOIL, SAND or WATER**

Simply dissolve and water all your houseplants, garden flowers, vegetables, shrubs or lawn. Produces stronger plants, more and larger flowers and fruit. Excellent for starting seedlings, cuttings, transplants. Clean, odorless. Won't burn foliage or roots if used as directed. Contains all nutritional elements complete and balanced—plus vitamin B1—instantly available. Results sure.

REPLACEMENT OR REFUND OF MONEY  
Guaranteed by  
**Good Housekeeping**  
IF NOT AS ADVERTISED THEREIN

1 oz. pkt. . . . .	10c	7 oz. can . . . . .	50c
3 oz. can . . . . .	25c	1 lb. can . . . . .	\$1.00
10 lb. drum, makes 1000 gals. . . . .	8.00		
25 lb. drum, makes 2500 gals. . . . .	15.00		
50 lb. drum, makes 5000 gals. . . . .	25.00		
100 lb. drum, makes 10,000 gals. . . . .	40.00		

## PLANTABBS—Good for Every- thing That Grows

**A Rich Meal of Nitrogen,  
Phosphates, Potash, Plus  
Vitamin B<sup>1</sup>**

Feed them PLANTABBS. If you don't get lovelier plants and flowers, and a greater yield of finer vegetables, you get your money back. PLANTABBS are clean, odorless, highly concentrated PLANT FOOD TABLETS which help produce sturdy stems, luxuriant leaves, strong roots and gorgeous blooms. 25c, 50c, \$1.00 and \$3.50 size boxes.



*Fulton's*  
**PLANTABBS**

**PLANT FOOD TABLETS PLUS B<sup>1</sup>**





# PLANT FEEDING



Gardeners all know that if the soil is to feed the plants year after year, then the gardener must help the soil by supplying plant food. A large portion of the soil's native fertility is lost each year through removal of plant growth, and by erosion and leaching. Seldom is a soil to be found which has not been exhausted of one or more of the vital plant food nutrients.

Fortunately, plant feeding is a rather simple and easy job. While plants require many different elements from the soil, these can be provided by just one complete, balanced plant food, such as Vigoro. Without odor or muss, modern complete balanced plant food takes care of all the vital nutrient needs of plants, regardless of the soil's natural fertility level.

The physical condition of the soil is also important. If it is low in organic matter, if it bakes and cracks when dry, or is too sandy, it can be improved by addition of humus and conditioning materials such as peat moss, compost, and vermiculite.

## A Matter of BALANCED Diet

Buying plant food for lawns and gardens is like buying food for your table. To keep healthy, you need a balanced diet . . . you would not think of keeping your children on an all starch diet just because it is cheaper. You know they need proteins and minerals, too.

It is the same way with flowers and vegetables, too. They need many differ-

ent plant food elements from the soil for root, stem, fruit or flower development. For these reasons, we recommend Complete Plant Food, which supplies in balanced proportions the vital nutrients plants need from the soil for the best growth and development.

## FOR LAWNS:

Follow these 3 steps:

1. Check to see that grass is dry!
2. Apply evenly according to manufacturer's instructions. (With New Process Vigoro, you'll need only 3 lbs. per 100 sq. ft.)
3. Soak the plant food into the soil immediately after applying.

If water is not available merely work the plant food off blades of grass with back of rake. NOTE: If plant food is applied early, before growth starts, steps 1 and 3 are unnecessary. Early thaws and spring rains work the plant food into the soil.

## For FLOWERS, VEGETABLES, BERRIES . . .

Apply complete plant food at the rate of 4 pounds per 100 sq. ft. of area before seeding or setting plants. For established perennials apply around plants or along both sides of row early in Spring at six to eight week intervals.

## For TREES . . .

Make a series of holes 12 to 18 inches deep with a 2" soil auger or a pointed stick under the drip of the branches.

Figure the plant food need per tree by measuring the diameter four feet from the ground and allowing 3 pounds of complete plant food per inch of diameter. Fill holes with a mixture of half plant food and half soil or sand.

## TWO MORE GARDENING TIPS

Good cultural practices call for keeping weeds out of your lawn and garden.

In the garden, you will have to use the hoe. In the lawn, however, you'll find it simple and easy to spray weeds away with a modern weed killer, such as End-o-Weed, which kills over 100 kinds of weeds without harming ordinary lawn grasses.

Finally, you must keep insects and fungus disease under control. We have a complete line of insecticides. If you have a large area devoted to particular plants, we have the specific chemicals to economically control troublesome pests.

However, if you grow a variety of things, you'll get better results and save time and money by using an all around insecticide, such as End-o-Pest, 3-Way garden dust to prevent and control all major types of chewing and sucking insects and fungus diseases.

If you plant right, feed right, weed right and protect right . . . you'll get better results and more pleasure and benefit from the seed you buy from us.

# New Process **VIGORO** Complete Plant Food

## FINEST FOR LAWNS, FLOWERS, VEGETABLES

New Process Vigoro is the result of a Swift research program aimed at making Vigoro easier to use and to assure uniform distribution of the plant food nutrients . . . the various elements are chemically hitched to each other to assure uniform feeding. **EASIER TO USE!** New Process Vigoro is now easier than ever to use on

lawns. New Process Vigoro is practically dust-free. This means the particles roll off the blades readily onto the ground.

**FEEDS PLANTS RIGHT!** Vigoro supplies all the vital nourishment plants need from the soil for the best growth and development. Vigoro is ideal for Lawns, Flowers, Vegetables, and Shrubs.

There is only one Vigoro . . . Swift & Company's trademark for complete plant food.





# SMITH Sprayers and Dusters




## BANNER Compressed Air Sprayer

Full 4-gallon capacity, extra heavy metal with embossed graduated marks for measuring liquids. Open Top tank, for quick, easy filling and cleaning—or Funnel Top. Heavy seamless brass pump with brass check valve. Non-clog automatic nozzle with new trigger control for spraying at any angle. Size 26½" by 7½". Wide and adjustable shoulder strap with snap ends. Galvanized or Copper tank.

## Smith Jim-Dandy Cart Sprayer

Wheels easily over smooth or rough ground. 5-gallon capacity. 5½" funnel top opening for quick filling and cleaning. Tank heavy Armco corrugated steel. Size 21" by 8½". Nozzle has trigger control—instantly adjustable for style or length spray desired. Heavy seamless brass pump, with brass air check valve.



**Kill MORE bugs  
—quicker, easier**

**Spray the HAYES GUN way!**

 A small, handheld sprayer with a trigger and a nozzle. The tank is labeled "Hayes Jr. Spray Gun".

**Hayes Jr. Spray Gun, \$8.45**

## For better, easier insect control

One of the great secrets of insect control is full PENETRATION! To control insects, you have to cover every part of every plant with your spray. Any spot you don't hit is a safe haven for bugs.

With a Hayes Gun, you get a wet, driving spray that reaches everywhere. Powered by your garden hose, this unique sprayer delivers a penetrating stream. And because of the exclusive Hayes mixing chamber, each drop of spray delivers its proper proportion of insecticide where it will do the most good. There's no drifting, no missed spots. The bugs just don't have a chance!

Try it! See for yourself! Once you've used a HAYES, you'll agree it's the only way to spray!

## Hayes-spray your fertilizer, too!

You can fertilize garden or lawn the Hayes way, too. HAYES FERTL-RAIN mixes liquid plant food with water from your garden hose and spreads it accurately, just like the Hayes Gun way to spray insecticides. One filling gives you 15 gallons of solution. Easiest, best of all ways to apply plant foods!


**Hayes FERTL-RAIN, \$2.95**

Prices subject to change, without notice



## BLIZZARD Continuous Sprayer

Streamlined polished copper tank and brass barrel. Most attractive and best-selling continuous sprayer made. Brass nozzle for fine spray straight ahead or at any angle. Full quart (39 ounces) or Pint size.



## SPEEDEX Brass Spray Pump

The sprayer with a thousand different uses—anything from close-up spraying of plants to spraying tall trees. Operates from a bucket, barrel or tub containing your spraying solution. Handles insecticides, disinfectants, whitewash or cold water paint. Washes windows, automobiles, etc. Wonderful for fighting fires. Instantly adjustable to coarse spray, fog-mist or long distance.



## AQUAMATIC NOZZLE

Newest and best garden hose nozzle. Wonderful for spraying lawns, flowers, also for washing automobiles, windows and sidewalks. Screws on to any garden hose coupling, wastes no water. Manufactured only by D. B. Smith & Company.

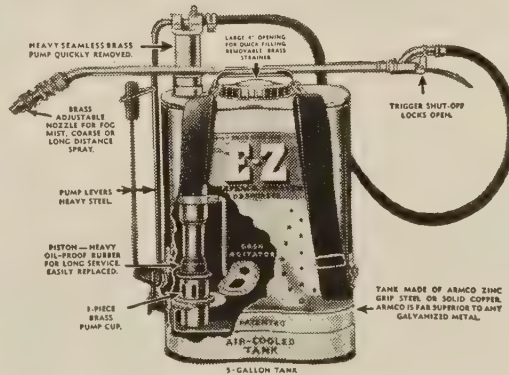


## 147 Adjustable Nozzle

Precision built, solid brass, all-purpose nozzle. Screws on any compressed air sprayer, barrel spray pump, wheelbarrow sprayer, bucket pump or Indian Fire Pump. Combines functions of several nozzle styles.


## New E-Z Knapsack Sprayer

Maintains continuous high pressure with only easy slow pumping Pump entirely of brass. Best grade, high-pressure hose, 2-foot brass extension pipe with adjustable brass nozzle for all kinds of garden spraying, including high trees, white-washing, disinfecting, etc. Form-fitting ventilating tank, keeping the back dry and comfortable. Carrying handle; and dasher type agitator which keeps liquid thoroughly mixed. Solid copper tank or Armco zinc-grip steel 5-gallon tank.



## Smith Wheelbarrow Sprayers

For use in spraying orchards, garden truck, vineyards, field crops, flower beds and lawns; greenhouse work; for spraying whitewash, cold water paints, disinfectants and for general spraying purposes. Capacity 18 gallons. All-brass working parts. Mechanical agitator. Pressure tank made of 300-pound tested steel plate, capacity 5 gallons. Brass pressure gauge. Equipped with 12-foot ½-inch high pressure hose. 2-foot brass extension rod and non-clog new trigger control, brass automatic shut-off nozzle. Steel wheels or pneumatic tires with or without pressure tank, as specified.



# TIPS ON TOOLS

Every gardener needs a good hoe, and preferably two. While the regular field hoe has millions of friends, the square top onion hoe will do more types of works, weighs less, and still do everything the field hoe will.

The steel shuffle hoe is a tool preferred by professional gardeners for weeding and mulching.

## A matter of necessity

For deeper cultivation, the five-pronged garden cultivator with long handle will do practically everything a wheel hoe cultivator will, though not as rapidly. It is a tool every small gardener needs.

## How long is a shovel?

Those who have not used the long-handled, round pointed shovel should try this tool. It gives greater leverage, can be used for shoveling loose soil, or for spading and turning over the soil.

## Flat-head vs. bow end rakes

While more costly than the flat-head rake, the bow end rake is much more efficient. It has the weight balanced better, so it is easier to use.

## Two trowels better than one!

A good trowel is an essential tool. A cheap trowel is money wasted; it will bend and break. If you have only one trowel, it should be wide enough to dig a good sized hole. If much transplanting is to be done, the narrow bladed trowel is useful.







# When you order by mail—

All packet seeds, both vegetable and flowers, are shipped **POSTPAID**. On all other items, don't forget to add Parcel Post. See rates below:

## PARCEL POST RATES

Zone	First pound	Up to and including 10 pounds	Over 10 pounds
Local .....	Cents 10	Cents 1.0	Cents 0.75
First and second .....	12	2.1	2.0
Third .....	13	3.0	<b>2.8</b>
Fourth .....	14	4.5	4.25
Fifth .....	15	6.0	5.50
Sixth .....	16	7.5	7.25
Seventh .....	17	9.5	9.25
Eighth .....	18	11.5	11.25

**On Seeds, Plants, Bulbs, Roots, etc., within the U. S. and Possessions. Effective Jan. 6, 1949.**

**BUXTON WHITE SEED CO.**  
 202-204 S. Water St.  
 ELIZABETH CITY, N. C.

STATE \_\_\_\_\_

TOWN \_\_\_\_\_

STREET \_\_\_\_\_

FROM \_\_\_\_\_

USE  
 LETTER  
 POSTAGE  
 HERE



# THE OLD GARDENER ON 'CULTIVATION

Cultivation is one task that seems to be always present in the garden. Much of the "hard work" can be taken out of it if we observe a few simple facts.



**1. Have a reason for cultivating!** Cultivating in the garden should accomplish a definite purpose. Killing weeds is the main object. Breaking up a soil crust so that moisture can penetrate is another. Working in plant food may occasionally be needed. Occasionally cultivating is used to remove excess plants.

**2. Use the best method for your garden.** There are many ways of working the soil. Weed control can be done by hand pulling, hoeing, or, in a few cases, by selective sprays. Scuff hoes, wheel hoes, rotary cultivators all will do a good job.

Soil crusts will almost always be broken if any method of weeding by pulled or pushed tools is used. Plant food can be worked in by pronged cultivators or wheel hoes. Thinning is usually done with a hoe when other cultivating is done, but many persons prefer to thin plants by hand to avoid accidentally killing too many.

Generally the best tools are those that take the least effort. The easier the work the oftener and better it will be done.

**3. Use care in cultivating!** Deep cultivating is injurious. Plant roots spread out in to the surrounding soil. If you cultivate deeply these important feeding roots will be cut off and the plants will suffer. Tests at experiment stations show that lack of cultivation is less injurious than very deep.

**4. Do a thorough job!** Light, frequent cultivation that kills all of the weeds is much better than a slipshod one that leaves small weeds here and there to grow and become a nuisance in a short time.

**5. Use labor saving methods!** Deep soil preparation, and the addition of humus and compost will help prevent soils from crusting. Good sanitation in the garden will reduce weed seeds to a large extent. Mulches will take the place of cultivating in a great many cases. Additional feeding for a growing crop can often be applied in the water when the plants are irrigated.

All of these methods will reduce the need for cultivation, so

# 4 SPECIAL-PURPOSE AGRICO FERTILIZERS *Give Best Results!*

Each kind of plant needs its own balanced nourishment—to grow and flourish. Feed each one of your plants the RIGHT KIND of plant food. Use Agrico Fertilizers, specially made to provide the correct nourishment for the three main types of growing things:



## AGRICO FOR LAWNS, TREES and SHRUBS



Specially formulated from quick-acting and long-lasting materials, to produce thicker, greener grass, with deeper roots to resist hot weather and crowd out weeds. Economical—only 3 lbs. per 100 sq. ft. of lawn. Also promotes stronger, healthy tree and shrub growth. Available in 100 lb., 50 lb., 25 lb., 10 lb., and 5 lb. bags.

## AGRICO FOR GARDENS

A different plant-food analysis that brings out utmost bloom and color in flowers—produces luscious, full-flavored vegetables richer in minerals and vitamins. Safe, odorless, easy to use. Only 4 lbs. per 100 sq. ft. needed. Available in 100 lb., 50 lb., 25 lb., 10 lb., and 5 lb. bags.



## AGRICO FOR BROADLEAF EVERGREENS

Specially made for the very exacting job of properly feeding Rhododendrons, Azaleas and other acid-loving plants. Supplies the right balance of all needed plant-foods and builds up soil acidity essential for these valuable plant aristocrats. 100 essential for these valuable plant aristocrats. Available in 100 lb., 50 lb., 25 lb., 10 lb. and 5 lb. bags.



## AGRICO ROSE FOOD

A superior, complete plant-food, especially made for the one exclusive, important job of growing roses of highest quality and perfect beauty. Contains all essential elements—both organic and inorganic—for prolific rose-growth. Available in 50 lb., 25 lb., 10 lb. and 5 lb. bags.



# AGRICO—the Complete Plant Food

In Convenient Sizes—Full Directions on Every Bag

Made only by The AMERICAN AGRICULTURAL CHEMICAL Co.

that the remaining areas can be given more attention.

**6. Keep your tools in top condition!** Clean, well-sharpened tools are necessary in your garden. They save time, effort, and do a better job. Clean the tools after use and protect them from rust. Sharpen the edges of all cutting tools—hoes, wheel hoes, prong weeders, spades, and shovels. Store your tools where they are handy and ready for use.

**ALL PRICES  
IN THIS CATALOG  
ARE SUBJECT TO CHANGE  
WITHOUT NOTICE**

## WE CAN GET IT FOR YOU!

If there is something you want for your lawn or garden—and you don't find it listed in this book—Just ASK US and we'll get it for you gladly and promptly.

It may be a rare variety of flower seed . . . or some special gardening item . . . or perhaps you only want a suggestion. In any event—just ask us! We want you to think of us as your permanent headquarters for all your garden needs.



**Special Cover Offer From WHITEHALL FARM  
THE GARDEN ARISTOCRATS OF THE OLD SOUTH**


**"Nothing could be finer in the state of Carolina"**

Mail order sizes\* of exceptional value for the thrifty garden budget:

Abelia grandiflora, 15-18 inch, 75c each.  
Azalea kurume (dwarf), red, pink or white, 6-8 in., \$1.00 each.  
Azalea Indica (tall), lavender, pink, red or white, 8-10 in., \$1.00.  
Boxwood, True Dwarf Old English, 6-year, 6-8 in., 85c each.  
Camellia japonica, red, pink, white or variegated, 8-12 in., \$1.00.  
Camellia sasanqua, pink or white, 10-15 in., \$1.00 each.  
Crape Myrtle, red, pink or white, 18-24 inch, 75c each.  
Dogwood, white flowering, 2-3 feet, 75c each.  
Dogwood, pink flowering, 2-3 feet, \$2.50 each.

Gardenia, Mystery, 18-24 inch, \$1.50 each.  
Holly, Burford's Chinese, 12-15 inch, \$1.00 each.  
Ligustrum, Wax-leaf, 15-18 inch, \$1.00 each.  
Magnolia, Southern Bull Bay, 2-3 feet, \$2.00 each.  
Nandina (Heavenly Bamboo), 12-15 inch, 75c each.  
Pyracantha, red berried, 15-18 inch, \$1.50 each.

Redbud, Judas Tree, 2-3 feet, 75c each.  
\*Larger sizes and other varieties listed in Nursery Section.



**TAR HEEL ROSE  
COLLECTION**

Our selection of the 5 choicest standard everblooming varieties—1 each of:

Etoile de Hollande, red.  
Golden Dawn, yellow.  
Editor McFarland, pink.  
K. A. Victoria, white.  
President Hoover, two-toned.  
Top grade, No. 1, 2-year, field grown, only \$4.75 delivered; 2 of each, 10 plants for \$9.00.

Landscape  
Designing  
And  
Planting  
A Specialty  
in the  
Albemarle  
Area



# Buxton White Seed Co.

31st Year of Service to Successful Southern Planters  
White-Right Seeds, Bulbs, Plants and Supplies

PLANT NURSERY, TRIAL GROUNDS  
WHITEHALL FARM, DIAL PHONE 6042  
**CAMDEN, N. C.**

OFFICE, STORE AND HATCHERY  
202-204 S. WATER ST., DIAL PHONE 5180  
**ELIZABETH CITY, N. C.**