

## **Historic, Archive Document**

Do not assume content reflects current scientific knowledge, policies, or practices.



62.73

RECEIVED  
★ JAN 14 1952 ★  
U.S. Department of Agriculture

# Landreth's Seeds

1952



168<sup>TH</sup> YEAR  
GARDEN GUIDE  
AND  
CATALOG



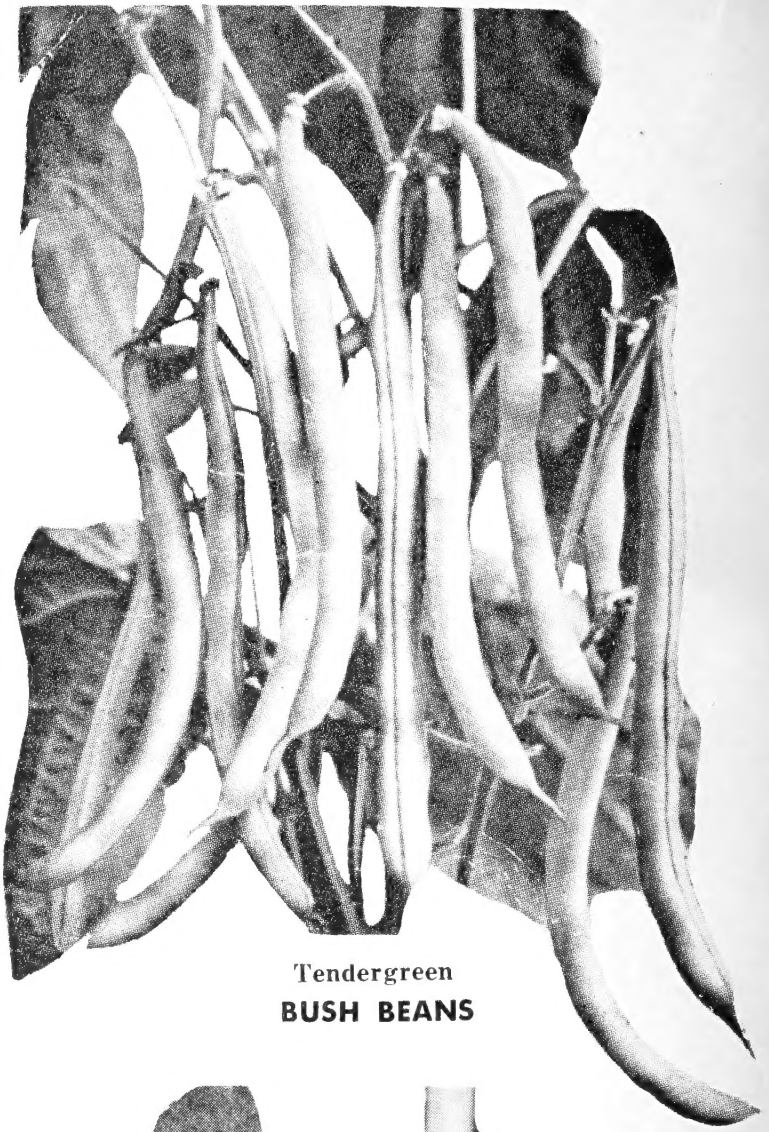
*P. Landreth Seed Co.*

THE OLDEST SEED HOUSE IN AMERICA  
PHILADELPHIA, PA. ATLANTA, GA.




# Landreth's Seeds

Since 1784



Tendergreen  
BUSH BEANS



Detroit Dark Red  
BEET



Golden Cross  
SWEET HYBRID CORN

---

## D. Landreth Seed Co.

6 S. FRONT ST.  
PHILADELPHIA 5, PA.  
Phone: LOMBARD 3-4487

337 ELIZABETH ST., N. E.  
ATLANTA, GA.  
Phone: Main 7055



# CONTENTS

## *For the convenience of our Dealer and Retail Customers*

1. A Condensed Summary of all Merchandise offered with Retail Prices—Pages 2 to 13
2. A descriptive list of Vegetable Seeds with cultural directions preceding each specie—Pages 14 to 55
3. Vegetables recommended for Freezing, follow the star ★ — Pages 2 to 6
4. Asparagus Roots—Page 14
5. Rhubarb Roots—Page 46
6. Herbs—Page 55
7. Lawn Grass Mixtures and Individual Grass Seeds—Pages 57 to 58
8. Farm Seeds and Bird Food—Page 59
9. Flower Seeds—Pages 61 to 84
10. Summer-Flowering Bulbs and Roots—Pages 85 to 88
11. Roses—Pages 89 to 90
12. Fertilizers for Lawn and Garden—Page 91
13. Blight and Insect Controls, Pest Controls, Weed Killers, Soil and Soil Treating Compounds and Sundries—Pages 92 to 94
14. Planting Chart for Vegetables—Page 95
15. Making a Good Lawn—Page 56
16. How to Plant Flower Seeds—Page 60
17. A guide when to plant Flower Seeds—Page 84
18. A complete Index—Page 96

# RETAIL SEED PRICES

## Vegetable Seeds



ALL PACKETS 10c UNLESS OTHERWISE NOTED

Follow the star ★ for varieties recommended for Freezing.

### ASPARAGUS SEEDS AND ROOTS

Page 14	Oz.	¼ lb.		
★ Mary Washington—Seed	\$.25	\$.75		
Mary Washington—Roots 2 yr. old				
50 Roots	\$2.00	\$3.50	\$15.00	\$28.00
100 Roots				
500 Roots				
1000 Roots				

### BUSH BEANS—GREEN PODDED

Pages 14 & 15	½ lb.	1 lb.	2 lb.	5 lb.
★ Black Valentine Stringless	\$.35	\$.60	\$1.10	\$2.50
★ Bountiful	.35	.60	1.10	2.50
Commodore	.45	.85	1.60	3.75
Dwarf Horticultural	.40	.75	1.40	3.25
Giant Stringless	.35	.60	1.10	2.50
★ Landreth's Stringless				
Green Pod	.30	.55	1.00	2.25
Plentiful	.35	.65	1.20	2.75
Red Valentine Stringless	.35	.65	1.20	2.75
Streamliner	.40	.70	1.30	3.00
★ Tendergreen	.35	.65	1.20	2.75
Tennessee Green Pod	.35	.65	1.20	2.75
Topcrop	.40	.75	1.40	3.25
White Half Runner	.35	.65	1.20	2.75

### SHELL BEANS

Page 15	½ lb.	1 lb.	2 lb.	5 lb.
Navy or Boston Pea	\$.35	\$.60	\$1.10	\$2.50
Red Kidney	.35	.60	1.10	2.50
White Kidney	.35	.60	1.10	2.50
White Marrow	.35	.60	1.10	2.50

### BUSH BEANS—WAX PODDED

Page 15	½ lb.	1 lb.	2 lb.	5 lb.
★ Brittle or Round Pod				
Kidney Wax	\$.40	\$.75	\$1.40	\$3.25
Golden Wax (Top Notch)	.40	.75	1.40	3.25
★ Improved Kidney Wax	.40	.75	1.40	3.25
★ Pencil Pod Black Wax	.40	.75	1.40	3.25
Sure Crop Stringless	.40	.75	1.40	3.25

### BUSH LIMA BEANS

Page 16	½ lb.	1 lb.	2 lb.	5 lb.
Burpee's Bush	\$.40	\$.70	\$1.30	\$3.00
★ Cangreen	.35	.60	1.10	2.50
★ Fordhook Bush	.40	.70	1.30	3.00
★ Fordhook Bush No. 242	.40	.70	1.30	3.00
★ Henderson Bush	.35	.60	1.10	2.50
Improved Bush	.40	.70	1.30	3.00
Jackson Wonder Bush	.35	.60	1.10	2.50
Superba Giant Podded Bush	.40	.75	1.40	3.25

### POLE LIMA BEANS

Pages 16 & 17	½ lb.	1 lb.	2 lb.	5 lb.
Carolina or Sieva	\$.35	\$.60	\$1.10	\$2.50
Early Leviathan	.40	.70	1.30	3.00
Florida Speckled Butter	.35	.60	1.10	2.50
Ideal Mammoth Podded	.40	.75	1.40	3.25
King of the Garden	.40	.70	1.30	3.00
Large Speckled Pole	.40	.70	1.30	3.00

### POLE OR RUNNING SNAP BEANS

Page 17	½ lb.	1 lb.	2 lb.	5 lb.
Genuine Cornfield	\$.35	\$.65	\$1.20	\$2.75
Horticultural (London)	.35	.65	1.20	2.75
★ Kentucky Wonder	.35	.65	1.20	2.75
Kentucky Wonder Wax	.45	.80	1.50	3.50
Kentucky Wonder White Seed	.35	.65	1.20	2.75
Lazy Wife	.35	.65	1.20	2.75
Nancy Davis	.35	.65	1.20	2.75
Tennessee Wonder	.35	.65	1.20	2.75
White Creaseback	.35	.65	1.20	2.75

### BEET—TABLE

Page 18	Oz.	¼ lb.
Black Knight	\$.30	\$.85
Crosby's Egyptian	.25	.70
★ Detroit Dark Red	.30	.85
Early Blood Turnip	.25	.70
Early Wonder	.25	.70
Eclipse, Extra Early	.25	.70
Extra Early Egyptian	.25	.70
Lentz Early	.25	.70
Lutz's Green Leaf or		
Winter Keeper	.30	.85
Perfect Model	.30	.85

### BEET—MANGEL WURZEL

Page 19	Oz.	¼ lb.
Giant Half Rose	\$.20	\$.55
Golden Tankard	.20	.55
Mammoth Long Red	.20	.55

### SWISS CHARD

Page 19	Oz.	¼ lb.
Large Ribbed White	\$.25	\$.70
Giant Lucullus	.25	.70
Rhubarb Chard	.35	.70

### BROCCOLI

Page 19	½ Oz.	Oz.	¼ lb.
★ Calabrese, Green Sprouting	\$.30	\$.50	\$1.50
Fall Broccoli Raab	.20	.55	
Spring Broccoli Raab	.25	.70	

### BRUSSEL SPROUTS

Page 20	½ Oz.	Oz.	¼ lb.
★ Long Island Improved	\$.30	\$.50	\$1.50

### CABBAGE—EARLY AND MIDSEASON

Pages 20 & 21	½ Oz.	Oz.	¼ lb.
Copenhagen Market	\$.35	\$.60	\$1.75
Charleston or Large Wakefield	.30	.50	1.50
Golden Acre	.35	.60	1.75
Green Acre	.35	.60	1.75
Early Jersey Wakefield	.30	.50	1.50
All Head Early	.30	.50	1.50
All Seasons	.30	.50	1.50
Early Flat Dutch	.30	.50	1.50
Early Round Dutch	.35	.60	1.75
Glory of Enkhuizen	.30	.50	1.50
Succession	.30	.50	1.50

### CABBAGE—SAVOY

Page 21	½ Oz.	Oz.	¼ lb.
Perfection Drumhead Savoy	\$.35	\$.50	\$1.75

### CABBAGE—LATE

Page 22	½ Oz.	Oz.	¼ lb.
Danish Ballhead (Short Stem)	\$.35	\$.60	\$1.75
Danish Roundhead (Short Stem)	.35	.60	1.75
Late Flat Dutch	.30	.50	1.50
Penn State Ball Head	.40	.75	2.25

### CABBAGE—RED

Page 22	½ Oz.	Oz.	¼ lb.
Mammoth Red Rock	\$.40	\$.75	\$2.25

### CABBAGE—YELLOWS—RESISTANT

Pages 20 & 22	½ Oz.	Oz.	¼ lb.
Golden Acre	\$.40	\$.75	\$2.25
Marion Market	.35	.60	1.75
Wisconsin Hollander No. 8	.35	.60	1.75
Wisconsin All Seasons	.35	.60	1.75



**CHINESE OR CELERY CABBAGE**

Page 22	1/2 Oz.	Oz.	1/4 lb.
Chihili	\$.25	\$.40	\$1.10
Wong Bok	.25	.40	1.10

**CANTALOUPE—MUSKMELON**

**Pink and Orange Fleshed Varieties**

Page 23	1/2 Oz.	Oz.	1/4 lb.
Banana	\$.25	\$.40	\$1.10
Bender's Surprise	.25	.40	1.10
Fordhook	.25	.40	1.10
Hales Best No. 36	.25	.40	1.10
Hales Best Jumbo	.25	.40	1.10
Hearts of Gold or Hoodoo	.25	.40	1.10
Honey Rock or Sugar Rock	.25	.40	1.10
Pride of Wisconsin	.25	.40	1.10

**Green Fleshed Varieties**

Page 24	1/2 Oz.	Oz.	1/4 lb.
Bottomly	\$.25	\$.40	\$1.10
Extra Early Hackensack	.25	.40	1.10
Honey Dew	.25	.40	1.10
Jenny Lind	.25	.40	1.10
Knight Early or Sugar Sweet	.25	.40	1.10
Montreal Market	.25	.40	1.10
Rocky Ford Gold Lined	.25	.40	1.10

**CARROT**

Page 25	1/2 Oz.	Oz.	1/4 lb.
Chantenay	\$.25	\$.40	\$1.10
Chantenay Red Cored	.25	.40	1.10
Danvers Half Long	.25	.40	1.10
Imperator	.25	.40	1.10
Long Orange	.25	.40	1.10
Nantes	.30	.50	1.50
Oxheart	.25	.40	1.10

**CARROT—For Stock Feeding**

Page 25	1/2 Oz.	Oz.	1/4 lb.
White Belgian	\$.25	\$.40	\$1.10
Yellow Belgian	.25	.40	1.10

**CAULIFLOWER**

Page 26	Pkt.	1/4 Oz.	1/2 Oz.	Oz.
Autumn Giant	\$.15	\$.70	\$1.10	\$2.00
Early Snowball	.15	1.00	1.60	3.00
Snowdrift	.15	1.00	1.60	3.00

**CELERIAC**

Page 26	1/2 Oz.	Oz.	1/4 lb.
Giant Prague	\$.40	\$.75	\$2.50

**CELERY**

Pages 26 & 27	1/2 Oz.	Oz.	1/4 lb.
Easy Blanching	\$.50	\$.90	\$2.70
Emperor or Fordhook	.55	1.00	3.00
Giant Pascal	.50	.90	2.70
Golden Self Blanching	.55	1.00	3.00
White Plume	.50	.90	2.70
Winter Queen	.50	.90	2.70
Wonderful or Golden Plume	.55	1.00	3.00

**CHEVIL**

Page 27	1/2 Oz.	Oz.	1/4 lb.
Curled	\$.25	\$.40	\$1.10

**CHICORY**

Page 27	1/2 Oz.	Oz.	1/4 lb.
Asparagus (Cicoria Catalogna)	\$.30	\$.50	\$1.50
Large Rooted (Magdeburg)	.30	.50	1.50
Witloof (French Endive)	.35	.60	1.75

**CHIVES**

Pages 27 & 55	1/4 Oz.	1/2 Oz.	Oz.	1/4 lb.
Chives	\$.60	\$.90	\$1.75	\$5.50

**COLLARDS**

Page 28	Oz.	1/4 lb.
Cabbage or Heading	\$.25	\$.70
Georgia or Southern	.25	.70

**CORN—SWEET**

**Open Pollinated—White Varieties**

Page 28	1/2 lb.	1 lb.	2 lb.	5 lb.
Black Mexican	\$.35	\$.60	\$1.10	\$2.50
★ Country Gentleman	.35	.60	1.10	2.50
60 Day Early White Market	.30	.55	1.00	2.25
Whipple Early White	.30	.55	1.00	2.25
Early Evergreen	.30	.55	1.00	2.25
Howling Mob	.30	.55	1.00	2.25
Money Maker	.35	.60	1.10	2.50
★ Stowells Evergreen	.30	.55	1.00	2.25

**CORN—SWEET**

**Open Pollinated—Yellow Varieties**

Page 29	1/2 lb.	1 lb.	2 lb.	5 lb.
Bantam Evergreen (Golden)	\$.30	\$.55	\$1.00	\$2.25
★ Golden Bantam 8 Row	.30	.55	1.00	2.25
Gol. Bant. Imp. 10-14 Rows	.30	.55	1.00	2.25
Golden Early Market	.30	.55	1.00	2.25
★ Golden Giant	.30	.55	1.00	2.25
Golden Sunshine	.30	.55	1.00	2.25
Whipple's Yellow	.30	.55	1.00	2.25

**CORN—SWEET HYBRID**

**Yellow Varieties**

Page 30	Pkt.	1/2 lb.	1 lb.	2 lb.	5 lb.
★ Golden Cross	\$.15	\$.40	\$.80	\$1.40	\$3.25
Ioana P 39x145	.15	.45	.80	1.50	3.50
★ Iochief	.15	.45	.85	1.60	3.75
Lincoln 39x23	.15	.45	.80	1.50	3.50
Marcross 13.6	.15	.45	.80	1.50	3.50
Sixty Day Early Yellow	.15	.45	.80	1.50	3.50
Spancross	.15	.45	.80	1.50	3.50
Whipcross P. 39	.15	.45	.80	1.50	3.50

**White Variety**

Page 30	Pkt.	1/2 lb.	1 lb.	2 lb.	5 lb.
★ Evergreen 14x13	\$.15	\$.45	\$.85	\$1.60	\$3.75

**CORN FOR ROASTING EARS**

Page 29	1/2 lb.	1 lb.	2 lb.	5 lb.
Adams Large Early or Ideal	\$.25	\$.45	\$.85	\$2.00
Adams Extra Early	.30	.50	.95	2.25
Bland's Extra Early	.30	.50	.95	2.25
Trucker's Favorite	.25	.40	.75	1.75

**CORN—POP**

Page 29	1/2 lb.	1 lb.	2 lb.	5 lb.
Golden Queen	\$.30	\$.55	\$1.00	\$2.25
Japanese Hulless	.30	.55	1.00	2.25
South American Giant, T.N.T.	.30	.55	1.00	2.25
White Rice	.30	.55	1.00	2.25

**CORN—FIELD**

Page 30	7 lb.	14 lb.
	(1/2 peck)	(peck)
Early Pennsylvania Eight-Row	\$.140	\$2.25
Golden Dent	1.00	1.75
Lancaster County Surecrop	1.00	1.75
Leaming	1.00	1.75
Snowflake	1.00	1.75
U. S. No. 13 Hybrid Certified	1.90	3.25
White Ensilage	1.00	1.75
White Hickory King	1.50	2.50

**CORN SALAD**

Page 27	1/2 Oz.	Oz.	1/4 lb.
Large Leaved	\$.35	\$.60	\$1.75



**CRESS**

<i>Page 28</i>	1/2 Oz.	Oz.	1/4 lb.
Curled or Pepper Grass .....	\$.25	\$.40	\$1.10
Upland .....	.30	.50	1.50
Water Cress .....	.50	.90	2.70

**CUCUMBER—White Spine Varieties**

<i>Page 31</i>	Oz.	1/4 lb.
A. & C. (Colorado) .....	\$.35	\$.95
Cubit .....	.35	.95
Davis Perfect .....	.30	.85
Early Fortune .....	.30	.85
Improved Early White Spine .....	.30	.85
Kirby, Original Strain .....	.30	.85
Kirby, Special Long Strain .....	.35	.95
Longfellow .....	.35	.95
Marketer .....	.35	.95
Straight Eight .....	.35	.95
Stays Green or Black Diamond .....	.30	.85
White Wonder .....	.30	.85

**CUCUMBER—Black Spine Varieties**

<i>Page 32</i>	Oz.	1/4 lb.
Boston Pickling .....	\$.30	\$.85
Early Cluster .....	.30	.85
Everbearing .....	.30	.85
Gherkin or Burr .....	.35	.95
Jersey Pickling .....	.30	.85
Long Green, Improved .....	.35	.95
National Pickling .....	.30	.85

**DANDELION**

<i>Page 32</i>	1/2 Oz.	Oz.	1/4 lb.
Improved Thick-Leaved .....	\$.60	\$1.10	\$3.25

**EGGPLANT**

<i>Page 33</i>	1/2 Oz.	Oz.	1/4 lb.
Black Beauty .....	\$.50	\$.90	\$2.70
Early Long Purple .....	.50	.90	2.70
Florida High Bush .....	.50	.90	2.70
Improved Large Round Purple .....	.50	.90	2.70

**ENDIVE**

<i>Page 32</i>	Oz.	1/4 lb.
Full Heart Batavian (Escarolle) ....	\$.25	\$.70
Green Curled .....	.25	.70

**FENNEL OR FINOCCHIO**

<i>Page 33</i>	1/2 Oz.	Oz.	1/4 lb.
Florence or Italian .....	\$.30	\$.50	\$1.50

**HERBS**

<i>Page 55</i>	1/2 Oz.	Oz.	1/4 lb.
Anise .....	\$.55	\$1.00	\$3.00
Basil, Sweet .....	.55	1.00	3.00
Borage .....	.40	.75	2.25
Caraway .....	.25	.45	1.25
Chives .....	.90	1.75	5.50
Coriander .....	.40	.75	2.25
Dill, Mammoth .....	.20	.50	1.50
Fennel, Sweet .....	.40	.75	2.25
Marjoram, Sweet .....	.75	1.40	4.25
Roquette .....	.55	1.00	3.00
Sage, Broad-Leaf .....	.75	1.40	4.25
Savory, Summer .....	.50	.90	2.70
Thyme, Broad-Leaf English ...	1.00	1.90	5.75

**KALE OR BORECOLE**

<i>Page 33</i>	Oz.	1/4 lb.
Dwarf Blue Scotch .....	\$.30	\$.85
Dwarf Green Curled Scotch .....	.30	.85
Dwarf Siberian Curled .....	.25	.70

**KOHL RABI**

<i>Page 33</i>	1/2 Oz.	Oz.	1/4 lb.
Purple Vienna .....	\$.40	\$.75	\$2.25
White Vienna .....	.40	.75	2.25

**LEEK**

<i>Page 34</i>	1/2 Oz.	Oz.	1/4 lb.
Mammoth or Large American Flag .....	\$.40	\$.75	\$2.25
Monstrous Carentan .....	.40	.75	2.25

**LETTUCE—Loose Leaf Varieties**

<i>Page 34</i>	Oz.	1/4 lb.
Curled Simpson, Black Seeded .....	\$.25	\$.70
Curled Simpson, White Seeded .....	.25	.70
Grand Rapids .....	.25	.70
Oak Leaf .....	.35	.95
Prize Head .....	.25	.70

**LETTUCE—Cos or Romaine Varieties**

<i>Page 34</i>	Oz.	1/4 lb.
Dark Green Cos .....	\$.25	\$.70
Paris White Cos .....	.25	.70

**LETTUCE—Crisp Head Varieties**

<i>Page 35</i>	1/2 Oz.	Oz.	1/4 lb.
Black Seeded Iceberg .....	\$.25	\$.45	\$1.25
Great Lakes .....	.35	.60	1.75
Hanson .....	.25	.40	1.10
Iceberg .....	.25	.40	1.10
Imperial No. 44 .....	.25	.40	1.10
Imperial No. 847 .....	.25	.40	1.10
New York No. 12 .....	.25	.40	1.10
Premier Great Lakes .....	.35	.60	1.75

**LETTUCE—Butter Head Varieties**

<i>Page 36</i>	1/2 Oz.	Oz.	1/4 lb.
Big Boston .....	\$.25	\$.40	\$1.10
Crisp As Ice .....	.25	.40	1.10
May King .....	.25	.40	1.10
Salamander .....	.25	.40	1.10
White Boston .....	.25	.40	1.10

**MUSHROOM SPAWN**

**Lambert's Pure Culture Spawn**

<i>Page 36</i>			
Brick .....	\$.75	5 Bricks .....	\$2.50
10 Bricks .....	4.50	25 Bricks .....	8.50

**MUSTARD**

<i>Page 36</i>	Oz.	1/4 lb.
Florida Broad Leaved .....	\$.20	\$.55
Giant Southern Curled .....	.20	.55
Mustard Spinach or Tendergreen ...	.20	.55
Fordhook Fancy or Ostrich Plume ...	.20	.55

**OKRA**

<i>Page 37</i>	Oz.	1/4 lb.
Clemson .....	\$.20	\$.55
Dwarf Stalked Long Green .....	.20	.55
Green Velvet or Louisiana Spineless .	.20	.55
Perkin's Mammoth Green Pod .....	.20	.55
White Velvet .....	.20	.55

**ONION—SEED**

<i>Pages 37, 38 &amp; 39</i>	1/2 Oz.	Oz.	1/4 lb.
Crystal White Wax .....	\$.40	\$.75	\$2.25
Early Yellow Globe .....	.35	.65	1.95
Ebenezer .....	.30	.55	1.65
Hardy White Bunching .....	.40	.75	2.25
Prizetaker .....	.40	.75	2.25
Red Wethersfield .....	.35	.65	1.95

**ONION—Continued**

<i>Pages 37, 38 &amp; 39</i>	1/2 Oz.	Oz.	1/4 lb.
Southport Red Globe .....	\$.35	\$.65	\$1.95
Southport White Globe .....	.35	.65	1.95
Southport Yellow Globe .....	.35	.65	1.95
Sweet Spanish, Riverside, Yellow	.40	.75	2.25
White Portgual or Silver Skin .	.40	.75	2.25
Yellow Bermuda .....	.40	.75	2.25
Yellow Globe Danvers .....	.35	.65	1.95

**ONION SETS**

<i>Page 37</i>	1 lb.	5 lb.	10 lb.
Bottle, Yellow, True Penna. ...	\$.40	\$1.75	\$3.00
Ebenezer, Yellow .....	.35	1.50	2.50
Red .....	.35	1.50	2.50
White .....	.40	1.75	3.00

Egyptian Top Sets Write for Prices in August

**PARSLEY**

<i>Page 40</i>	Oz.	1/4 lb.
Champion Moss Curled .....	\$.25	\$.70
Double Curled .....	.25	.70
Hamburg, Parsnip Rooted .....	.25	.70
Plain (Single) .....	.25	.70

**PARSNIP**

<i>Page 40</i>	Oz.	1/4 lb.
All America .....	\$.25	\$.70
Sugar or Hollow Crown .....	.25	.70

**PEAS—Smooth Seeded Extra Early Varieties**

<i>Page 41</i>	1/2 lb.	1 lb.	2 lb.	5 lb.
Alaska, Wilt Resistant .....	\$.30	\$.55	\$1.00	\$2.25
Alaska, Large Podded or Ameer .....	.30	.55	1.00	2.25
Early Morning Star .....	.30	.55	1.00	2.25
Laxton's Superb or Early Bird .....	.30	.55	1.00	2.25

**PEAS—Edible Pods or Sugar**

<i>Page 41</i>	1/2 lb.	1 lb.	2 lb.	5 lb.
Dwarf Gray Sugar .....	\$.30	\$.55	\$1.00	\$2.25
Dwarf White Sugar .....	.30	.55	1.00	2.25
Mammoth Luscious Sugar .	.30	.55	1.00	2.25
Mammoth Melting Sugar ...	.30	.55	1.00	2.25

**PEAS—Wrinkled Seeded Early Varieties**

<i>Page 42</i>	1/2 lb.	1 lb.	2 lb.	5 lb.
American Wonder .....	\$.30	\$.55	\$1.00	\$2.25
★ Blue Bantam .....	.30	.55	1.00	2.25
★ Early Wonder .....	.35	.60	1.10	2.50
★ Early Gradus .....	.30	.55	1.00	2.25
★ Laxtonian or Hundredfold	.30	.55	1.00	2.25
★ Laxtons Progress .....	.30	.55	1.00	2.25
★ Little Marvel .....	.30	.55	1.00	2.25
Nott's Excelsior .....	.30	.55	1.00	2.25
Premium Gem .....	.30	.55	1.00	2.25
★ Thomas Laxton .....	.30	.55	1.00	2.25

**PEAS—Wrinkled Seeded Late Varieties**

<i>Page 43</i>	1/2 lb.	1 lb.	2 lb.	5 lb.
★ Dwarf Telephone or Daisy	\$.30	\$.55	\$1.00	\$2.25
Potlatch or Improved Stratagem .....	.30	.55	1.00	2.25
★ Tall Telephone .....	.30	.55	1.00	2.25
Wyoming Wonder .....	.30	.55	1.00	2.25

**PEPPERS—Sweet**

<i>Pages 43 &amp; 44</i>	1/2 Oz.	Oz.	1/4 lb.
Bell or Bull Nose (Sweet) ....	\$.50	\$.90	\$2.70
California Wonder, Pa. Certified	.80	1.50	4.50
California Wonder .....	.50	.90	2.70
Chinese Giant .....	.50	.90	2.70
Golden Queen .....	.55	1.00	3.00
Harris' Early Giant .....	.50	.90	2.70

**PEPPERS—Sweet—Continued**

<i>Pages 43 &amp; 44</i>	1/2 Oz.	Oz.	1/4 lb.
Neapolitan or White Cap .....	\$.50	\$.90	\$2.70
Pimiento .....	.55	1.00	3.00
Ruby King .....	.50	.90	2.70
Sunnybrook Sweet Cheese .....	.50	.90	2.70
World Beater or Ruby Giant ...	.50	.90	2.70

**PEPPERS—Hot**

<i>Page 44</i>	1/2 Oz.	Oz.	1/4 lb.
Anaheim Chili .....	\$.50	\$.90	\$2.70
Bell or Bull Nose (Hot) .....	.50	.90	2.70
Hungarian Wax .....	.55	1.00	3.00
Long Red Cayenne or Pot Herb	.50	.90	2.70
Large, Thick Hot .....	.50	.90	2.70
Red Cherry, Large .....	.50	.90	2.70
Red Chili .....	.50	.90	2.70
Tabasco (Hottest of All) .....	.55	1.00	3.00

**POTATOES—Certified Maine Grown**

<i>Page 40</i>			
Green Mountain		Red Bliss	
Irish Cobbler		Katahdin	
Jersey Red Skin			Ask for Prices

NOTE: Potatoes are ready for shipment about March 1st; except Jersey Red Skin, June 1st. 1 peck weighs 15 lbs., bus. 60 lbs., sack 100 lbs.

**PUMPKINS**

<i>Page 44</i>	Oz.	1/4 lb.
★ Connecticut Field or Big Tom ...	\$.25	\$.70
Golden or Yellow Cushaw .....	.25	.70
Green Striped Cushaw .....	.25	.70
Large Cheese .....	.25	.70
Mammoth King or Jumbo .....	.30	.85
★ Small Sugar or New England Pie .	.25	.70

**RADISHES—Oval and Round Varieties**

<i>Page 45</i>	Oz.	1/4 lb.
Cherry Belle .....	\$.30	\$.85
Crimson Giant .....	.25	.70
Early Deep Scarlet Turnip .....	.25	.70
Early Scarlet Globe .....	.25	.70
Early Scarlet Turnip White Tip or Sparkler .....	.25	.70
French Breakfast .....	.25	.70
Truckers' "Early Money" .....	.30	.85
Saxa or 15 Day Scarlet .....	.25	.70
White Box .....	.25	.70

**RADISHES—Long Rooted Varieties**

<i>Page 46</i>	Oz.	1/4 lb.
Chartier or Long Rose .....	\$.25	\$.70
Early Long Scarlet .....	.25	.70
White Icicle .....	.25	.70
White Strasburg .....	.25	.70

**RADISHES—Winter Varieties**

<i>Page 46</i>	Oz.	1/4 lb.
Celestial or White Chinese .....	\$.30	\$.85
Chinese Rose or Scarlet China .....	.30	.85
Long Black Spanish .....	.30	.85
Round Black Spanish .....	.30	.85

**RAPE—See Farm Seeds**

<i>Page 59</i>	Oz.	1/2 lb.	1 lb.
Dwarf Essex .....	\$.15	\$.25	\$.70

**RHUBARB SEED AND ROOTS**

<i>Page 46</i>	1/2 Oz.	Oz.	1/4 lb.
Victoria—Seed .....	\$.25	\$.45	\$1.25
	Per 3	Per	Per
	1/2 Doz.	Doz.	
Victoria—Roots .....	\$1.00	\$1.50	\$2.50



**RUTABAGA—See Turnip, Page 53**

**SALSIFY OR OYSTER PLANT**

<i>Page 47</i>	<i>½ Oz.</i>	<i>Oz.</i>	<i>¼ lb.</i>
Mammoth Sandwich Island . . . . .	\$.40	\$.75	\$2.25

**SORREL**

<i>Page 46</i>	<i>½ Oz.</i>	<i>Oz.</i>	<i>¼ lb.</i>
Broad Leaved . . . . .	\$.35	\$.65	\$1.95

**SPINACH**

<i>Page 47</i>	<i>Oz.</i>	<i>¼ lb.</i>
Bloomsdale Curled Savoy . . . . .	\$.20	\$.55
King of Denmark . . . . .	.25	.70
★ Long Standing Bloomsdale . . . . .	.25	.55
New Zealand (Hot Weather) . . . . .	.30	.85
★ Nobel or Giant Thick-Leaved . . . . .	.20	.55
Old Dominion (Blight Resistant) . . . . .	.25	.70
Perfection Curled Savoy . . . . .	.25	.55

**SQUASH—Summer Varieties**

<i>Page 48</i>	<i>Oz.</i>	<i>¼ lb.</i>
Caserta . . . . .	\$.25	\$.70
Cocozelle Bush . . . . .	.25	.70
Early Prolific Straightneck . . . . .	.25	.70
Early White Bush Scalloped or Patty Pan . . . . .	.25	.70
Early Yellow Summer Crookneck . . . . .	.25	.70
Giant Summer Straightneck . . . . .	.25	.70
Giant Yellow Summer Crookneck . . . . .	.25	.70
Mammoth White Bush . . . . .	.25	.70
Zucchini, Black or Dark Green . . . . .	.25	.70

**SQUASH—Winter Varieties**

<i>Page 48</i>	<i>Oz.</i>	<i>¼ lb.</i>
Butternut . . . . .	\$.35	\$1.00
★ Boston Marrow . . . . .	.30	.85
★ Delicious, Golden . . . . .	.35	1.00
Hubbard, Blue . . . . .	.35	1.00
Hubbard, Golden or Red . . . . .	.35	1.00
★ Hubbard, Green . . . . .	.35	1.00
Table Queen, Des Moines or Acorn . . . . .	.30	.85

**SUNFLOWER—See Farm Seeds, Page 59**

**SWISS CHARD**

<i>Page 19</i>	<i>Oz.</i>	<i>¼ lb.</i>
Large Ribbed, Dark Green . . . . .	\$.25	\$.70
Giant Lucullus . . . . .	.25	.70
Rhubarb Chard . . . . .	.35	1.00

**TOBACCO—Price Page 7; Description Page 59**

**TOMATO**

**Early and Main Crop—Red Varieties**

<i>Pages 49 &amp; 50</i>	<i>Pkt.</i>	<i>½ Oz.</i>	<i>Oz.</i>	<i>¼ lb.</i>
Bonny Best . . . . .	\$.10	\$.40	\$.75	\$2.25
Bonny Best, Pa. Certified . . . . .	.15	.50	.90	2.70
Bonny Best, Crown Picked, Pa. Certified . . . . .	.20	.75	1.40	4.25
Break O'Day . . . . .	.10	.40	.75	2.25
Earliana . . . . .	.10	.50	.90	2.70
Grothen's Globe . . . . .	.10	.50	.90	2.70
Grothen's Globe, Pa. Certified . . . . .	.15	.55	1.00	3.00
Grothen's Globe, Crown Picked Pa. Certified . . . . .	.20	.75	1.40	4.25
John Baer . . . . .	.10	.40	.75	2.25
John Baer, Pa. Certified . . . . .	.15	.50	.90	2.70
John Baer, Crown Picked Pa. Certified . . . . .	.20	.75	1.40	4.25
Marglobe . . . . .	.10	.40	.75	2.25
Marglobe, N. J. Certified . . . . .	.15	.50	.90	2.70
Pritchard (Scarlet Topper) . . . . .	.10	.40	.75	2.25
Pritchard, Pa. Certified . . . . .	.15	.50	.90	2.70
Pritchard, Crown Picked, Pa. Certified . . . . .	.20	.75	1.40	4.25

**TOMATO—Early and Main Crop—  
Red Varieties—Continued**

<i>Pages 49 &amp; 50</i>	<i>Pkt.</i>	<i>½ Oz.</i>	<i>Oz.</i>	<i>¼ lb.</i>
Rutgers . . . . .	\$.10	\$.40	\$.75	\$2.25
Rutgers, Pa. Certified . . . . .	.15	.50	.90	2.70
Rutgers, Crown Picked, Pa. Certified . . . . .	.20	.75	1.40	4.25
Valiant . . . . .	.10	.40	.75	2.25
Valiant, Pa. Certified . . . . .	.15	.50	.90	2.70
Valiant, Crown Picked, Pa. Certified . . . . .	.20	.75	1.40	4.25

**TOMATO—Late Red Varieties**

<i>Pages 49 &amp; 50</i>	<i>Pkt.</i>	<i>½ Oz.</i>	<i>Oz.</i>	<i>¼ lb.</i>
Beefsteak (Crimson Cushion) . . . . .	\$.10	\$.65	\$1.25	\$3.75
Greater Baltimore . . . . .	.10	.40	.75	2.25
Stone, Dwarf . . . . .	.10	.75	1.40	4.25
Stone, Improved . . . . .	.10	.40	.75	2.25

**TOMATO—Pink and Purple Varieties**

<i>Page 51</i>	<i>Pkt.</i>	<i>½ Oz.</i>	<i>Oz.</i>	<i>¼ lb.</i>
Brimmer . . . . .	\$.10	\$.75	\$1.40	\$4.25
June Pink . . . . .	.10	.50	.90	2.70
Globe . . . . .	.10	.50	.90	2.70
Monarch . . . . .	.15	..	..	..
Oxheart . . . . .	.15	.80	1.50	4.50
Ponderosa, Giant . . . . .	.10	.65	1.25	3.75

**TOMATO—Yellow Varieties**

<i>Page 51</i>	<i>Pkt.</i>	<i>½ Oz.</i>	<i>Oz.</i>	<i>¼ lb.</i>
Golden Ponderosa . . . . .	\$.10	\$.75	\$1.40	\$4.25
Golden Queen . . . . .	.10	.65	1.25	3.75
Orange Jubilee . . . . .	.10	.75	1.40	4.25

**TOMATO—Small Fruited Varieties**

<i>Page 51</i>	<i>Pkt.</i>	<i>½ Oz.</i>	<i>Oz.</i>	<i>¼ lb.</i>
Red Cherry . . . . .	\$.10	\$.50	\$.90	\$2.70
Red Pear . . . . .	.10	.50	.90	2.70
Red Plum . . . . .	.10	.50	.90	2.70
Yellow Pear . . . . .	.10	.50	.90	2.70
Yellow Plum . . . . .	.10	.50	.90	2.70
San Marzano . . . . .	.10	.75	1.40	4.25

**TURNIPS—White Fleshed Varieties**

<i>Page 52</i>	<i>Oz.</i>	<i>¼ lb.</i>	<i>1 lb.</i>
Cow Horn or Long White . . . . .	\$.20	\$.50	\$1.50
Early Red or Purple Top Flat . . . . .	.20	.50	1.50
Early White Flat Dutch . . . . .	.20	.50	1.50
Large White Globe . . . . .	.20	.50	1.50
★ Mammoth Purple Top White Globe . . . . .	.25	.60	1.70
Milan, Early Purple Top . . . . .	.20	.55	1.65
Milan, Early White . . . . .	.20	.55	1.65
Snowball . . . . .	.20	.50	1.50
White Egg . . . . .	.20	.50	1.50

**TURNIPS—Yellow Fleshed Varieties**

<i>Page 52</i>	<i>Oz.</i>	<i>¼ lb.</i>	<i>1 lb.</i>
Golden Ball . . . . .	\$.20	\$.50	\$1.50
Yellow Aberdeen, Purple Top . . . . .	.20	.50	1.50
Yellow Globe or Amber Globe, Green Top . . . . .	.20	.50	1.50

**TURNIP—Foliage For Greens**

<i>Page 53</i>	<i>Oz.</i>	<i>¼ lb.</i>	<i>1 lb.</i>
Shogoin . . . . .	\$.20	\$.50	\$1.50
Southern Prize . . . . .	.20	.50	1.50
Southern Seven Top . . . . .	.20	.50	1.50





**RUTABAGA OR SWEDISH TURNIP**

Page 53	Oz.	1/4 lb.	1 lb.
Buck's County .....	\$.25	\$.70	\$2.00
Canadian Gem .....	.20	.50	1.50
Golden Neckless .....	.20	.50	1.50
Improved Purple-Top Yellow ..	.20	.50	1.50
Macomber or Sweet German, White Flesh .....	.20	.50	1.50

**WATERMELON**

Pages 54 & 55	Oz.	1/4 lb.
Blacklee, Wilt Resistant .....	\$.30	\$.85
Citron, Green-seeded preserving ..	.30	.85
Cole's Early or Harris Earliest .....	.25	.70
Congo, Anthrachnose Resistant .....	.40	1.10
Dixie Queen (White Seed Cuban Queen) .....	.30	.85
Dixie Queen, Wilt Resistant .....	.40	1.10
Florida Giant, Black Diamond or Cannonball .....	.30	.85
Garrison .....	.35	1.00
Georgia Rattlesnake .....	.25	.70
Golden Honey, Yellow Meat .....	.30	.85
Graystone .....	.40	1.10
Halbert's Honey .....	.25	.70
Hawkesbury, Wilt Resistant .....	.30	.85
Icebox .....	.40	1.10
Irish Gray .....	.30	.85
Kleckley's Sweet, Improved or Wonder	.25	.70
Leesburg, Wilt Resistant .....	.30	.85
Stone Mountain .....	.25	.70
Tom Watson .....	.25	.70

**INDIVIDUAL GRASSES Page 58**

Prices Subject to Change Without Notice.

	1 lb.	10 lb.	25 lb.
Blue Grass, Kentucky .....	\$1.50	\$14.00	\$23.75
Bent Grass, Seaside .....	2.25	21.50	52.50
Bent Grass, Colonial .....	2.25	21.50	52.50
Bermuda Grass .....	.90	8.00	18.75
Carpet Grass .....	.90	8.00	18.75
Fescue, Alta .....	1.50	14.00	23.75
Fescue, Chewing's .....	1.75	16.50	40.00
Fescue, Creeping Red .....	1.50	14.00	23.75

**INDIVIDUAL GRASSES—Continued**

Page 58	1 lb.	10 lb.	25 lb.
Fescue, Meadow .....	\$.75	\$6.50	\$15.00
Orchard Grass .....	.75	6.50	15.00
Poa Trivialis .....	1.50	14.00	23.75
Red Top, Fancy Recleaned ...	.90	8.00	18.75
Rye Grass, English Perennial	.60	5.00	11.25
Rye Grass, Italian .....	.50	4.00	8.75
Rye Grass, Domestic .....	.50	4.00	8.75
Timothy .....	.45	3.50	7.50

**FARM SEEDS**

<b>CLOVERS</b>	<b>A MILLET</b>	<b>A</b>
Page 59	Page 59	
Alfalfa	S Golden	S
Alsike Clover	Barnyard	
Crimson Clover	K Hungarian	K
Red Clover	Pearl or Cat Tail	
Ladino Clover	<b>SUNDRY FARM</b>	
Sweet or White	<b>SEEDS</b>	
Bokahara Clover	F Page 59	F
White Dutch Clover	Barley	
<b>RAPE</b>	O Broom Corn	O
Page 59	Buckwheat	
Dwarf Essex	R Oats—Swedish	R
<b>VETCHES</b>	Rye—Rosen Winter	
Page 59	Rye—Spring	
Spring Vetch	P Sudan Grass	P
Winter or Hairy Vetch	Sugar Cane—	
<b>COW PEAS AND</b>	Early Amber	
<b>SOY BEANS</b>	R Sunflower—	R
Page 59	Mammoth Russian	
<b>COW PEAS</b>	I Wheat—Winter	I
California Black-	<b>C</b>	<b>C</b>
Eye		
<b>FIELD PEAS</b>	<b>E</b>	<b>E</b>
Canada		
<b>SOY BEANS</b>	<b>S</b>	<b>S</b>
Black Wilson		

**LANDRETH'S LAWN GRASS MIXTURES**

	1 lb.	5 lb.	10 lb.	25 lb.	50 lb.
Landreth's Emerald Green (Treated—Arasan and Rootone)	\$1.50	\$7.25	\$14.25	\$35.00	\$68.75
Landreth's Never Die .....	1.00	4.75	9.25	22.50	43.75
Fairmount Park .....	.90	4.25	8.25	20.00	38.75
Evergreen .....	.85	4.00	7.75	18.75	36.25
New York Park .....	.75	3.50	6.75	16.25	31.25
Popular .....	.70	3.25	6.25	15.00	28.75
Fast Grow .....	.50	2.25	4.25	10.00	18.75
Landreth's Ruffwear .....	1.20	5.75	11.25	27.50	53.75
Landreth's Athletic Field .....	1.00	4.75	9.25	22.50	43.75
Shady Place .....	1.10	5.25	10.25	25.00	48.75
Seashore .....	1.10	5.25	10.25	25.00	48.75
Terrace or Embankment .....	1.10	5.25	10.25	25.00	48.75
Cemetery .....	1.00	4.75	9.25	22.50	43.75
Sunny South Evergreen .....	1.00	4.75	9.25	22.50	43.75
Landreth's Dixie Green .....	1.00	4.75	9.25	22.50	43.75
Ladino Pasture Mixture .....	1.00	4.75	9.25	22.50	43.75
Page 59	Oz.	1/4 lb.	1/2 lb.	1 lb.	
White Dutch Clover .....	\$.15	\$.40	\$.75	\$1.40	

**BIRD SEED FOR FOOD**

Page 59
Canary Bird Seed Mixed
Lb., \$.35; 5 lbs., \$1.65; 10 lbs., \$3.00
Sunflower
Lb., \$.40; 5 lbs., \$1.90; 10 lbs., \$3.50
Wild Game Mixture
Lb., \$.25; 5 lbs., \$1.15; 10 lbs., \$2.00

**TOBACCO**

Page 59
Improved Gold Leaf
Pkt., \$.10; 1/2 oz., \$.40; Oz., \$.75
Improved White Burley
Pkt., \$.10; 1/2 oz., \$.40; Oz., \$.75
Pennsylvania or
Connecticut Seed Leaf
Pkt., \$.10; 1/2 oz., \$.40; Oz., \$.75

# Flower Seeds ➔➔➔ Order Flower Seeds by Number Pkt. 1/8 oz. 1/4 oz.

<p><b>ACHILLEA</b> Milfoil—Page 61 <span style="float: right;">Pkt. 1/8 oz. 1/4 oz.</span></p> <p>1021 Ptarmica ..... \$ .10</p> <p><b>AFRICAN DAISY</b> See <i>Dimorphotheca</i>—Page 69</p> <p><b>AGERATUM</b> Floss Flower—Page 61</p> <p>1070 Blue Ball ..... .10 \$ .40 \$ .70</p> <p>1074 Midget Blue ..... .20</p> <p>1076 Blue Perfection ..... .10 .35 .60</p> <p><b>ALYSSUM</b>—Page 61</p> <p>1145 Carpet of Snow ..... .10 .35</p> <p>1165 Little Gem ..... .10 .25</p> <p>1170 Violet Queen ..... .10 .40 .70</p> <p><b>ALYSSUM</b> Perennial—Page 61</p> <p>1198 Saxatile Compactum .... .10 .50 .85</p> <p><b>AMARANTHUS</b> Summer Poinsettia—Page 61</p> <p>1208 Molten Fire ..... .15 .35 .60</p> <p>1210 Tricolor, Joseph's Coat ... .10 .35</p> <p><b>ANTIRRHINUM</b> Snapdragons—Page 61</p> <p style="padding-left: 20px;">Giant-Flowered Rust Resistant</p> <p>1266 Alaska ..... .15</p> <p>1269 Campfire ..... .15</p> <p>1271 Canary Bird ..... .15</p> <p>1274 Copper King ..... .15</p> <p>1277 Crimson ..... .15</p> <p>1280 Loveliness ..... .15</p> <p>1283 Yellow Giant ..... .15</p> <p>1296 Mixed ..... .10 .50 .85</p> <p><b>AQUILEGIA</b> See <i>Columbine</i>—Page 67</p> <p><b>ASPARAGUS</b>—Page 61</p> <p>2198 Plumosus Nanus ..... .20</p> <p>2209 Sprengeri ..... .15</p> <p><b>ASTERS</b> California Giant—Page 62</p> <p>1530 Azure Blue ..... .15</p> <p>1531 Crimson ..... .15</p> <p>1532 Peach Blossom ..... .15</p> <p>1543 Light Blue ..... .15</p> <p>1555 White ..... .15</p> <p>1565 Deep Rose ..... .15</p> <p>1576 Dark Purple ..... .15</p> <p>1598 Mixed ..... .10 .50 .85</p> <p><b>ASTERS</b> Giant California Sunshine—Page 62</p> <p>2118 Mixed ..... .15 .60 1.00</p> <p><b>ASTERS</b> Giant Crego W. R.—Page 63</p> <p>1815 Crimson ..... .10</p> <p>1818 Lavender ..... .10</p> <p>1821 Purple ..... .10</p> <p>1823 Rose ..... .10</p> <p>1826 Shell Pink ..... .10</p> <p>1829 White ..... .10</p> <p>1843 Mixed ..... .10 .35 .60</p> <p><b>ASTERS</b> Queen of the Market W. R.—Page 63</p> <p>1610 Bright Rose ..... .10</p> <p>1621 Lavender ..... .10</p> <p>1632 Crimson ..... .10</p> <p>1643 Blush Pink ..... .10</p> <p>1654 Purple ..... .10</p> <p>1665 White ..... .10</p> <p>1687 Mixed ..... .10 .35 .60</p> <p><b>ASTERS</b> Giant Beauty W. R.—Page 63</p> <p>2032 Rose ..... .15</p> <p>2043 Purple ..... .15</p> <p>2054 Lavender ..... .15</p> <p>2056 Crimson ..... .15</p> <p>2076 September Beauty ..... .15</p> <p>2087 White ..... .15</p> <p>2109 Mixed ..... .10 .45 .80</p> <p><b>ASTERS</b> Giant Late Branching W. R.—Page 63</p> <p>1454 White ..... .10</p> <p>1465 Crimson ..... .10</p> <p>1466 Rich Lavender ..... .10</p> <p>1476 Rose ..... .10</p> <p>1487 Shell Pink ..... .10</p> <p>1498 Royal Purple ..... .10</p> <p>1521 Mixed ..... .10 .35 .60</p> <p><b>ASTERS</b> Giant Wilt-Resistant—Page 63</p> <p>2165 Mixed ..... .10 .35 .60</p> <p><b>AURICULA</b> Primula or Primrose—Page 64</p> <p>2188 Hardy Mixed ..... .25</p> <p><b>BABY'S BREATH</b> See <i>Gypsophila</i>—Page 70</p>	<p><b>BACHELOR'S BUTTON</b> See <i>Centaurea</i>—Page 66</p> <p><b>BALSAM</b> See <i>Lady Slipper</i>—Page 71</p> <p><b>BALSAM APPLE</b> See <i>Momordica</i>—Page 74</p> <p><b>BEANS</b> Ornamental—Page 64</p> <p>2310 Scarlet Runner ..... \$ .10</p> <p>2325 Hyacinth Beans Mixed .. .10</p> <p><b>BEGONIA</b> Bedding Varieties—Page 64</p> <p>2398 Mixed ..... .15</p> <p><b>BELFLOWER</b> See <i>Campanula</i>—Page 65</p> <p><b>BELLIS PERENNIS</b> English Daisies—Page 64</p> <p>2432 Pure White ..... .15 \$ .75 \$ 1.35</p> <p>2443 Deep Rose ..... .15 .75 1.35</p> <p>2454 Giant Double Mixed .... .10 .50 .85</p> <p><b>BLACK EYED SUSAN</b> See <i>Thunbergia</i>—Page 81</p> <p><b>BLANKET FLOWER</b> See <i>Gaillardia</i>—Page 70</p> <p><b>BLUE LACE FLOWER</b> <i>Didiscus</i>—Page 64</p> <p>3956 Coeruleus ..... .10 .35 .60</p> <p><b>BRACHYCOME</b> Swan River Daisy—Page 64</p> <p>2465 Mixed ..... .10 .30 .50</p> <p><b>CALENDULA</b> Pot Marigold—Page 64</p> <p>2502 Ball's Gold Improved ... .10 .35</p> <p>2512 Lemon Queen ..... .10 .35</p> <p>2518 Orange King ..... .10 .35</p> <p>2555 Orange Shaggy ..... .10 .35</p> <p>2564 Mixed ..... .10 .25</p> <p><b>CALIFORNIA POPPIES</b> See <i>Eschscholtzia</i>—Page 69</p> <p><b>CALLIOPSIS</b> Tickseed—Page 64</p> <p>2576 Golden Wave ..... .10 .35</p> <p>2621 Dwarf Mixed ..... .10 .35</p> <p><b>CAMPANULA</b> Bellflower—Page 65</p> <p><b>CANTERBURY BELLS</b></p> <p>2710 Cup and Saucer Mixed .. .10 .35 .60</p> <p>2765 Single Mixed ..... .10 .35 .60</p> <p>2776 Double Mixed ..... .10 .40 .70</p> <p style="padding-left: 20px;">Hardy Perennial</p> <p>2643 Carpatica Blue ..... .15 .50 .85</p> <p>2654 Carpatica White ..... .15 .50 .85</p> <p>2665 Pyramidalis Blue ..... .15 .50 .85</p> <p>2677 Persicifolia Blue ..... .15 .50 .85</p> <p><b>CANDYTUFT</b> <i>Iberis</i>—Page 64</p> <p>2865 Mixed ..... .10 .35</p> <p>2869 Giant Flowered White .. .10 .30 .50</p> <p><b>CARDINAL CLIMBER</b>—Page 65</p> <p>3687 Ipomoea Quamoclit Sloteri .10 .30 .50</p> <p><b>CARNATION</b> Chabaud's—Page 65</p> <p style="padding-left: 20px;">Improved Giant Double</p> <p>2897 Blood Red ..... .15 .75 1.35</p> <p>2908 Yellow ..... .15 .75 1.35</p> <p>2909 Rose ..... .15 .75 1.35</p> <p>2920 Scarlet ..... .15 .75 1.35</p> <p>2931 Flesh Pink ..... .15 .75 1.35</p> <p>2933 White ..... .15 .75 1.35</p> <p>2944 Mixed ..... .10 .60 1.00</p> <p><b>CASTOR OIL BEAN</b> <i>Ricinus</i>—Page 65 <span style="float: right;">Oz. 1/4 lb.</span></p> <p>6510 Mixed ..... .10 .30 1.00</p> <p><b>CELOSIA CRISTATA</b> Cockscomb—Page 66 <span style="float: right;">1/8 oz. 1/4 oz.</span></p> <p>2987 Giant Empress ..... .15 .50 .85</p> <p>3009 Dwarf Mixed ..... .10 .40 .70</p> <p><b>CELOSIA PLUMOSA</b> Feathered—Page 66</p> <p>3010 Chinese Woolflower.</p> <p style="padding-left: 20px;">Mixed ..... .10 .40 .70</p> <p>3033 Pride of Castle Gould .. .15 .60 1.00</p> <p>3044 Plumosa Mixed ..... .10 .35 .60</p> <p><b>CENTAUREA</b> Double Cornflowers—Page 66</p> <p>3070 Black Boy ..... .10 .35</p> <p>3072 Blue Boy ..... .10 .35</p> <p>3074 Pinkie ..... .10 .35</p> <p>3076 Red Boy ..... .10 .35</p> <p>3078 Snow Man ..... .10 .35</p> <p>3109 Mixed ..... .10 .25</p> <p><b>CHEIRANTHUS</b> Siberian Wallflower—Page 66</p> <p>3234 Allionii ..... .10 .35</p> <p><b>CHINESE LANTERN</b> Perennial—Page 66</p> <p>3238 Physalis Franchetti .... .10 .30 .50</p> <p><b>CHRYSANTHEMUM</b> Painted Daisies—Page 66</p> <p>3203 Single Mixed ..... .10 .35</p> <p>3204 Double Mixed ..... .10 .35</p>
---	--

<b>CLARKIA—Page 66</b>	<i>Pkt.</i>	$\frac{1}{8}$ oz.	$\frac{1}{4}$ oz.
3313 Double Mixed .....	\$.10		\$.50
<b>COBAEA Cup and Saucer Vine—Page 66</b>			
3343 Scandens Purple .....	.10	\$.30	.50
<b>COCKSCOMB See Celosia—Page 66</b>			
<b>COLEUS Flame Nettle—Page 66</b>		$\frac{1}{32}$ oz.	$\frac{1}{16}$ oz.
3387 Mixed .....	.20	.85	1.50
<b>COLUMBINE Aquilegia—Page 67</b>			
Hardy Perennial		$\frac{1}{8}$ oz.	$\frac{1}{4}$ oz.
1422 Long Spurred Mixed .....	.20	.60	1.00
<b>COREOPSIS Tickseed—Page 66</b>			
3410 Lanceolata Grandiflora ..	.10		.35
3412 Double Sunburst .....	.15	.35	.60
<b>CORNFLOWER See Centaurea—Page 66</b>			
<b>COSMOS—Page 67</b>			
Extra Early Giant Sensation			
3510 Dazzler .....	.10	.35	.60
3521 Pinkie .....	.10	.35	.60
3532 Purity .....	.10	.35	.60
3544 Radiance .....	.15	.40	.70
3554 Sensation Mixed .....	.10	.30	.50
Extra Early Double Crested			
3626 Mixed .....	.15	.40	.70
Mammoth Late Flowering			
3498 Mixed .....	.10		.35
Early Flowering Klondyke			
3627 Orange Flare .....	.10	.30	.50
<b>CUP AND SAUCER VINE See Cobaea—Page 66</b>			
<b>CYCLAMEN—Page 67</b>			
3643 Giant Mixed (12 seeds) ..	.35		
<b>CYNOGLOSSUM—Page 67</b>			
Chinese Forget-Me-Not			
3650 Amabile Blue .....	.10		.25
<b>CYPRESS VINE—Page 67</b>			
3676 Mixed .....	.10	.30	.50
<b>DAHLIAS—Page 68</b>			
3712 Unwin's Dwarf Hybrids ..	.15	.75	1.35
3715 Coltness Dwarf Hybrids ..	.15	.60	1.00
3698 Single Tall Giants .....	.15	.75	1.35
3709 Double Tall Decorative ..	.20	1.00	1.75
<b>DAISIES See Bellis Perennis—Page 64</b>			
Brachycome—Page 64			
Chrysanthemum—Page 66			
Dimorphotheca—Page 69			
Pyrethrum—Page 78			
Shasta—Page 79			
<b>DELPHINIUMS Hardy Larkspur—Page 68</b>			
3738 Pacific Giants Mixed .....	.35	1.75	
3740 Wrexham Mixed .....	.25	1.25	2.25
3743 Belladonna Improved .....	.15	.60	1.00
3744 Bellamosum Improved .....	.15	.60	1.00
3776 Gold Medal Hybrids .....	.10	.50	.85
<b>DIANTHUS Pinks—Page 69</b>			
3809 Heddeewigi Double Mixed ..	.10	.30	.50
3821 Laciniatus Double Mixed ..	.10	.30	.50
3865 Heddeewigi Single Mixed ..	.10	.30	.50
3876 Laciniatus Single Mixed ..	.10	.30	.50
7600 Sweet Wivelsfield Mixed ..	.10	.35	.60
Hardy Garden Pinks			
3923 Caesius (Cheddar Pink) ..	.10	.40	.70
3932 Plumarius Single Mixed ..	.10	.30	.50
3954 Plumarius Double Mixed ..	.10	.40	.70
<b>DIDISCUS See Blue Lace—Page 64</b>			
<b>DIGITALIS See Foxglove—Page 70</b>			
<b>DIMORPHOTHECA African Daisy—Page 69</b>			
3987 Aurantiaca .....	.10	.50	.85
3998 Aurantiaca Hybrids .....	.10	.50	.85
<b>DOLICHOS See Ornamental Beans—Page 64</b>			
<b>ENGLISH DAISY See Bellis Perennis—Page 64</b>			
<b>ESCHSCHOLTZIA California Poppy—Page 69</b>			
4032 Aurantiaca .....	.10		.25
4067 Single Mixed .....	.10		.25
<b>EUPHORBIA—Page 69</b>			
4076 Snow on the Mountain ..	.10		.35
4077 Annual Poinsetta .....	.10	.35	.60

<b>EVERLASTING FLOWERS See</b>	<i>Pkt.</i>	$\frac{1}{8}$ oz.	$\frac{1}{4}$ oz.
Globe Amaranth—Page 70			
Helichrysum—Page 71			
Statice—Page 79			
Gypsophila—Page 70			
Honesty—Page 71			
<b>FEVERFEW Matricaria—Page 69</b>			
5068 Snowball .....	\$.10	\$.45	\$.80
<b>FLOSS FLOWER See Ageratum—Page 61</b>			
<b>FORGET-ME-NOT See Myosotis—Page 74</b>			
Cynoglossum—Page 67			
<b>FOUR O'CLOCK Marvel of Peru—Page 70</b>		$\frac{1}{2}$ oz.	Oz.
4954 Mixed .....	.10	.30	.50
<b>FOXGLOVE Digitalis—Page 70</b>		$\frac{1}{8}$ oz.	$\frac{1}{4}$ oz.
3969 Giant Shirley Mixed .....	.10	.50	.85
<b>GAILLARDIA Blanket Flower—Page 70</b>			
4087 Picta Single Mixed .....	.10	.30	.50
4098 Picta Double Mixed .....	.10	.35	.60
4110 Hardy Grandiflora Mixed ..	.10	.35	.60
<b>GEUM Avens—Page 70</b>			
4130 Lady Stratheden .....	.20	.60	1.00
4134 Mrs. Bradshaw .....	.15	.50	.85
<b>GILLIFLOWER See Stocks—Page 79</b>			
<b>GLOBE AMARANTH Gomphrena—Page 70</b>			
4154 Mixed .....	.10		.30
<b>GOMPHRENA See Globe Amaranth—Page 70</b>			
<b>GOURDS Ornamental—Page 70</b>		$\frac{1}{2}$ oz.	Oz.
4254 Large and Small Mixed ..	.10	.30	.50
<b>GYPSOPHILA Baby's Breath—Page 70</b>		$\frac{1}{8}$ oz.	$\frac{1}{4}$ oz.
4265 Elegans Alba Grandiflora ..	.10		.20
4266 Elegans Rosea Grandiflora ..	.10		.40
4276 Hardy Paniculata Single ..	.10		.25
4287 Hardy Paniculata Double ..	.20	1.00	1.75
<b>HELIANTHEMUM Rock Rose—Page 71</b>			
4299 Mutabile .....	.10	.30	.50
<b>HELIANTHUS See Sunflower—Page 79</b>			
<b>HELICHRYSUM Straw Flower—Page 71</b>			
4465 Mixed .....	.10	.30	.50
<b>HELIOTROPE—Page 71</b>			
4476 Lemoine's Giant .....	.10	.60	1.00
<b>HIBISCUS Marshmallow—Page 71</b>			
4507 Mixed .....	.10	.35	.60
<b>HOLLYHOCK Althaea Rosea—Page 71</b>			
4598 Double Mixed .....	.10	.40	.70
4609 Fringed Mixed .....	.10	.35	.60
4604 Single Mixed .....	.10	.30	.50
<b>HONESTY Lunaria Biennis—Page 71</b>			
4610 Biennis Alba .....	.10	.35	.60
<b>HUNNEMANNIA—Page 71</b>			
4632 Santa Barbara Poppy ..	.10	.35	.60
<b>IBERIS Hardy Candytuft—Page 71</b>			
4643 Sempervirens .....	.15	.75	1.35
4644 Gibraltarica Hybrida .....	.10	.45	.80
<b>IPOMOEA See Morning Glories—Page 74</b>			
<b>KOCHIA Mexican Fire Bush—Page 71</b>			
4754 Trichophylla .....	.10		.20
<b>LADY SLIPPER Balsam—Page 71</b>			
2298 Mixed .....	.10		.35
<b>LANTANA—Page 71</b>			
4776 Mixed .....	.10	.35	.60
<b>LARKSPUR—Page 72</b>			
Giant Imperial			
4796 Blue Spire .....	.15	.35	.60
4798 Carmine King .....	.15	.35	.60
4799 Exquisite Pink .....	.15	.35	.60
4801 Lilac Spire .....	.15	.35	.60
4803 Miss California .....	.15	.35	.60
4804 The Empress .....	.15	.35	.60
4806 White Spire .....	.15	.35	.60
4810 Giant Mixed .....	.10	.30	.50
Tall Double Stock Flowered			
4795 Mixed .....	.10		.35
<b>LATHYRUS Hardy Sweet Peas—Page 72</b>			
4921 Mixed .....	.10	.30	.50
<b>LAVENDER Lavandula Vera—Page 72</b>			
4811 Munstead Strain .....	.15	.50	.85
<b>LOBELIA—Page 72</b>			
4832 Crystal Palace Compacta ..	.15	.60	1.00
4865 Mixed Bedding .....	.10	.50	.85
<b>LOVE-IN-A-MIST See Nigella—Page 74</b>			



<b>LUNARIA</b> See Honesty—Page 71	Pkt.	1/8 Oz.	1/4 Oz.
<b>LUPINUS</b> Lupine—Page 72			
4887 Mixed .....	\$.10		\$.20
4895 Russell Hybrids Hardy ..	.20	\$.75	1.35
<b>MALLOW</b> See Hibiscus—Page 71			
<b>MARIGOLDS</b> —Page 73			
<b>Gigantea</b>			
4956 Orange Sunset .....	.15	.40	.70
4957 Sunset Giants .....	.10	.35	.60
<b>Chrysanthemum Flowered</b>			
4975 Giant Goldsmith .....	.15	.50	.85
4979 Mixed .....	.15	.40	.70
<b>Carnation Flowered</b>			
4953 Yellow Supreme .....	.10	.35	.60
4960 Guinea Gold .....	.10	.30	.50
<b>Tall Double African</b>			
4962 Orange Alldouble .....	.15	.50	.85
4963 Lemon Alldouble .....	.15	.50	.85
5009 Double African Mixed ..	.10	.30	.50
<b>Early Dwarf Double French</b>			
5022 Harmony .....	.10	.30	.50
5030 Harmony Hybrids .....	.10	.30	.50
5032 Butterball .....	.10	.35	.60
4980 Yellow Pigmy .....	.10	.35	.60
5031 Spry .....	.10	.35	.60
5033 Sunkist .....	.10	.35	.60
5043 Mixed .....	.10	.30	.50
<b>Early Dwarf Single</b>			
5046 Flash .....	.15	.50	.85
5047 Naughty Marietta .....	.15	.50	.85
5049 Red Head .....	.15	.50	.85
5050 Sunny .....	.15	.50	.85
<b>MARVEL OF PERU</b> See Four O'Clock—Page 70			
<b>MATRICARIA</b> See Feverfew—Page 69			
<b>MEXICAN FIRE BUSH</b> See Kochia—Page 71			
<b>MIGNONETTE</b> Reseda—Page 72			
5132 Sweet Scented Mixed ...	.10		.25
<b>MIRABILIS</b> See Four O'Clock—Page 70			
<b>MOONFLOWERS</b> Ipomoea—Page 74	Pkt.	1/4 Oz.	1/2 Oz.
4676 Giant White .....	.10		
<b>MORNING GLORIES</b> Ipomoea—Page 74			
4698 Heavenly Blue .....	.10	.40	.65
4699 Scarlet O'Hara .....	.10	.50	.85
4700 Pearly Gates .....	.10	.50	.85
<b>MOURNING BRIDE</b> See Scabiosa—Page 78			
<b>MYOSOTIS</b> Forget-Me-Not—Page 74			
5188 Alpestris Royal Blue ....	.15	.40	.70
5198 Alpestris Mixed .....	.10	.35	.60
<b>NASTURTIUMS</b> —Page 74			
<b>Double Sweet Scented</b>	Pkt.	Oz.	1/4 lb.
5551 Golden Gleam .....	.10	.35	1.00
5553 Scarlet Gleam .....	.10	.45	1.25
5560 Gleam Hybrids .....	.10	.35	1.00
<b>Dwarf Double</b>			
5564 Mixed .....	.10	.35	1.00
<b>Dwarf Single</b>			
5387 Mixed .....	.10	.25	.90
<b>Tall Single</b>			
5510 Mixed .....	.10	.25	.90
<b>NICOTIANA</b> Tobacco Plant—Page 74		1/4 Oz.	
5543 Affinis .....	.10	.35	
5554 Affinis Hybrids .....	.10	.35	
<b>NIGELLA</b> Love-In-A-Mist—Page 74			
5565 Miss Jekyll .....	.10		.30
<b>PAINTED DAISY</b> See Dimorphotheca—Page 69			
<b>PAINTED TONGUE</b> See Salpiglossis—Page 78			
<b>PANSIES</b> —Page 75	Pkt.	1/16 Oz.	1/8 Oz.
5598 Prize Giant Mixed .....	.25	1.25	2.25
5599 Mastodon Jumbo Mixed ..	.40	1.50	2.75
5621 Masterpiece Ruffled .....	.20	.90	1.70
5810 Giant Trimardeau Mixed	.10	.60	1.00
<b>Super Swiss Giants</b>			
5600 Alpenglow, Red .....	.25	1.10	2.00
5601 Coronation Gold .....	.25	1.10	2.00
5602 Giant White .....	.25	1.10	2.00
5603 Ullswater, Blue .....	.25	1.10	2.00
5605 Swiss Mixed .....	.25	1.00	1.90
<b>PERSIAN DAISY</b> See Pyrethrum—Page 78			
<b>PERIWINKLE</b> See Vinca—Page 81			

<b>PETUNIAS</b> —Page 76 & 77	Pkt.	1/64 Oz.	1/32 Oz.
<b>Fringed</b>			
5865 Giant Single Mixed ...	\$.25	\$1.25	\$2.25
5887 Giant Double Mixed ....	.40		
(500 seeds \$1.50)			
<b>Large Single Plain Edged</b>			
5895 Giant Single Mixed .....	.25	1.25	2.25
<b>Balcony</b>	Pkt.	1/16 Oz.	1/8 Oz.
5953 Black Prince. Maroon ..	\$.15	\$.75	\$1.40
5955 Blue .....	.15	.75	1.40
5958 Crimson .....	.15	.75	1.40
5956 Rose .....	.15	.75	1.40
5957 White .....	.15	.75	1.40
5960 Mixed .....	.15	.50	.95
<b>PETUNIAS</b>			
<b>Dwarf Compact Bedding</b>			
5898 Blue Violet .....	.10	.40	.70
5900 Celestial Rose .....	.10	.40	.70
5901 Cream Star .....	.15	.60	1.00
5915 Fire Chief. Scarlet-red ..	.20	1.00	1.75
5902 Glow. Carmine-rose ....	.15	.75	1.35
5903 Heavenly Blue .....	.15	.60	1.00
5908 Rose of Heaven .....	.10	.40	.70
5914 Cheerful. Salmon Pink ..	.20	1.00	1.75
5910 Rosy Morn. Rose-pink ..	.10	.40	.70
5911 Snow Queen. White ....	.10	.40	.70
5913 Violaacea. Purple .....	.10	.40	.70
5920 Dwarf Compact Mixed ..	.10	.30	.50
5954 Spreading Type Mixed ..	.10		.35
<b>PHLOX Drummondii Grand</b> —Page 75	Pkt.	1/8 Oz.	1/4 Oz.
5970 Pure White .....	.15	.45	.80
5976 Shell Pink .....	.15	.45	.80
5987 Brilliant Rose .....	.15	.45	.80
5998 Bright Scarlet .....	.15	.45	.80
6009 Rich Crimson .....	.15	.45	.80
6010 Primrose .....	.15	.45	.80
6011 Soft Lilac .....	.15	.45	.80
6032 Grandiflora Mixed .....	.10	.35	.60
6045 Giant Art Shades Mixed ..	.15	.75	1.35
<b>PHYSALIS</b> Franchetti See			
Chinese Lantern—Page 66			
<b>PINCUSHION</b> See Scabiosa—Page 78			
<b>PINKS</b> See Dianthus—Page 69			
<b>POLYANTHUS</b> Bunch Primrose—Page 77			
6364 Giant Mixed .....	.20	1.00	1.90
<b>POPPIES</b> —Page 77			
<b>Annual Shirley</b>			
6109 Single Mixed .....	.10		.25
6185 Double Mixed .....	.10		.30
<b>Hardy Perennial</b>			
6287 Iceland Mixed .....	.10	.40	.70
<b>Oriental</b>			
6298 Orientale. Scarlet .....	.15	.50	.85
6310 Princess Victoria Louise.	.20	1.00	1.90
6354 Mixed .....	.10	.50	.85
<b>PORTULACA</b> Rose Moss—Page 77			
6365 Single Mixed .....	.10	.40	.70
6376 Double Mixed .....	.10	.75	1.35
<b>PRIMROSE</b> See Auricula—Page 64			
Polyanthus—Page 77			
<b>PRIMULA</b> See Auricula—Page 64			
<b>PYRETHRUM</b> Persian Daisy—Page 78			
6433 Single and Double Mixed	.20	1.00	1.75
<b>RED HOT POKER</b> See Tritoma—Page 81			
<b>RICINUS</b> See Castor Oil Beans—Page 65			
<b>ROSE MOSS</b> See Portulaca—Page 77			
<b>SALPIGLOSSIS</b> Painted Tongue—Page 78			
6650 Mixed .....	.10	.35	.60
<b>SALVIA</b> Scarlet Sage—Page 78			
6598 America .....	.20	1.00	1.75
6565 Splendens .....	.10	.60	1.00
6576 Bonfire .....	.15	.75	1.35
<b>Hardy Perennial</b>			
6589 Farinacea. Blue Sage ...	.15	.75	1.35
6609 Patens. Blue Sage .....	.15	1.00	1.75
<b>SANTA BARBARA POPPY</b> See Hunnemannia—Page 71			
<b>SATIN FLOWER</b> See Honesty—Page 71			
<b>SCABIOSA</b> Pincushion—Page 78			
6687 Mixed .....	.10		.35

<b>SCABIOSA—Continued</b>			
	Pkt.	1/8 oz.	1/4 oz.
Hardy Perennial			
6698 Caucasica	\$.10	\$.50	\$.85
6702 Caucasica Giants	.25	1.00	1.75
<b>SCARLET SAGE See Salvia—Page 78</b>			
<b>SHASTA DAISY—Page 79</b>			
6739 Alaska	.15	.75	1.35
6740 Giant Double White	.25	1.00	1.75
<b>SNAPDRAGON See Antirrhinum—Page 61</b>			
<b>SNOW-ON-THE-MTN. See Euphorbia—Page 69</b>			
<b>SPEEDWELL See Veronica—Page 81</b>			
<b>STATICE Everlasting—Page 79</b>			
6747 Russian Suwarowii	.10	.40	.70
6748 Sinuata Mixed	.10	.30	.50
Hardy Perennial			
6744 Latifolia	.10	.35	.60
<b>STEVIA—Page 79</b>			
6754 Serrata	.15	.60	1.00
<b>STOCKS—Page 79</b>			
6865 Ten Weeks Mixed	.10	.50	.85
6913 Cut and Come Again			
Mixed	.10	.50	.85
<b>SUMMER CYPRESS See Kochia—Page 71</b>			
<b>SUMMER POINSETTA See Euphorbia—Page 69</b>			
<b>SUNFLOWER Helianthus—Page 79</b>			
		1/2 oz.	Oz.
6930 Miniature Mixed	.10	.40	.65
6932 Russian Mammoth	.10		.15
<b>SUN PLANT See Portulaca—Page 77</b>			
<b>SUN ROSE See Portulaca—Page 77</b>			
<b>SWAN RIVER DAISY See Brachycome—Page 64</b>			
<b>SWEET ALYSSUM See Alyssum—Page 61</b>			
<b>SWEET PEAS—Page 80</b>			
	Pkt.	Oz.	1/4 lb.
<b>Summer Flowering</b>			
7025 Chinese Blue. Deep blue.	.10	.40	1.25
7054 Fortune. Navy blue	.10	.40	1.25
7064 Gleaneagles. Silver-blue	.10	.40	1.25
7228 The Admiral. Violet	.10	.40	1.25
7021 Charming. Rosy-cerise	.10	.40	1.25
7104 Jumbo. Deep-cerise	.10	.40	1.25
7234 Thriller. Cerise-scarlet	.10	.40	1.25
7027 Cream	.10	.40	1.25
7244 What Joy. Rich Cream.	.10	.40	1.25
6952 Ambition. Rosy-lavender	.10	.40	1.25
7190 Powerscourt. Lavender	.10	.40	1.25
7230 The Sultan. Maroon	.10	.40	1.25
7023 Chieftain. Mauve	.10	.40	1.25
7182 Pirate Gold. Orange	.10	.40	1.25
7102 Hebe. Bright pink	.10	.40	1.25
7174 Peggy Ann. Salmon	.10	.40	1.25
7180 Pinkie. Rose-pink	.10	.40	1.25
7220 Royal Purple. Purple	.10	.40	1.25
7194 Red Supreme. Crimson	.10	.40	1.25
7232 The Cardinal. Scarlet	.10	.40	1.25
7242 Welcome. Scarlet	.10	.40	1.25
7062 Gigantic. White	.10	.40	1.25
7106 King White	.10	.40	1.25
7209 Mixed	.10	.30	1.00
<b>Early Flowering</b>			
7384 Blue Bird. Violet	.10	.60	2.00
7421 Navy Blue. Dark blue	.10	.60	2.00
7377 Appolo. Salmon-cerise	.10	.60	2.00
7414 Celestial. Cerise-rose	.10	.60	2.00
7419 Memory. Lavender	.10	.60	2.00
7455 Othello. Maroon	.10	.60	2.00
7383 Ball's Orange	.10	.60	2.00
7386 Bridesmaid. Pink	.10	.60	2.00
7456 Shirley Temple. Rose	.10	.60	2.00
7413 Florist Rose	.10	.60	2.00
7416 Grenadier. Scarlet	.10	.60	2.00
7418 Mars. Ox-blood	.10	.60	2.00
7417 Hope. White	.10	.60	2.00
7457 Snowstorm. White	.10	.60	2.00
7509 Mixed	.10	.50	1.75

**SWEET PEAS HARDY—See Lathyrus—Page 72**

<b>SWEET WILLIAM—Page 79</b>			
	Pkt.	1/8 oz.	1/4 oz.
7521 Single White	\$.15	\$.45	\$.80
7554 Single Scarlet Beauty	.15	.45	.80
7580 Single Newport Pink	.15	.45	.80
7576 Single Mixed	.10	.35	.60
7598 Double Mixed	.10	.40	.70
7599 Dwarf Single Mixed	.15	.45	.80
<b>SWEET WIVELSFIELD See Dianthus—Page 69</b>			
<b>THUNBERGIA Black-Eyed Susan—Page 81</b>			
7610 Mixed	.10	.30	.50
<b>TICKSEED See Calliopsis—Page 64</b>			
<b>TOBACCO FLOWER See Nicotiana—Page 74</b>			
<b>TRITOMA Red Hot Poker—Page 81</b>			
7632 Hybrida Mixed	.15	.60	1.00
<b>VERBENA—Page 81</b>			
7710 Giant Flowering Mixed	.10	.50	.85
<b>VERONICA Speedwell—Page 81</b>			
7754 Spicata	.15	.50	.85
<b>VINCA ROSEA Periwinkle—Page 81</b>			
7798 Mixed	.10	.35	.60
<b>VIOLAS Tufted Pansies—Page 81</b>			
5854 Mixed	.10	.50	.85
<b>WALLFLOWER Cheiranthus Cheiri—Page 81</b>			
7832 Single Mixed	.10		.30
7843 Double Mixed	.15	.50	.85
<b>WILD GARDEN—Page 81</b>			
		Oz.	1/4 lb.
7854 Mixed	.10	.30	1.00
<b>ZINNIAS California Giant—Page 82</b>			
		1/8 oz.	1/4 oz.
8180 Cerise Queen	.10	.45	.75
8204 Daffodil. Canary-yellow	.10	.45	.75
8178 Enchantress. Light rose	.10	.45	.75
8179 Lavender Queen.			
Rosy lavender	.10	.45	.75
8182 Miss Wilmott. Rose-pink	.10	.45	.75
8187 Orange King. Orange-red	.10	.45	.75
8189 Orange Queen.			
Deep yellow	.10	.45	.75
8209 Purity. White	.10	.45	.75
8210 Rose Queen. Rose-red	.10	.45	.75
8177 Salmon Queen	.10	.45	.75
8212 Scarlet Queen. Scarlet.	.10	.45	.75
8213 Violet Queen. Purple	.10	.45	.75
8232 Giant Mixed	.10	.40	.70
<b>ZINNIAS Giant Dahlia Flowered—Page 82</b>			
8105 Canary Bird. Yellow	.10	.45	.75
8109 Crimson Monarch	.10	.45	.75
8107 Dream. Lavender	.10	.45	.75
8110 Exquisite. Light rose	.10	.45	.75
8121 Golden Dawn. Gold	.10	.45	.75
8127 Illumination. Deep rose	.10	.45	.75
8128 Luminosa. Deep pink	.10	.45	.75
8130 Oriole. Orange and gold.	.10	.45	.75
8132 Polar Bear. White	.10	.45	.75
8133 Royal Purple	.10	.45	.75
8143 Scarlet Flame. Scarlet	.10	.45	.75
8165 Mixed	.10	.40	.70
<b>ZINNIAS Giant Super Crown of Gold—Page 83</b>			
8174 Pastel Tints Mixed	.10	.45	.75
<b>ZINNIAS Fantasy—Page 83</b>			
8250 Mixed	.10	.45	.75
<b>ZINNIAS Scabiosa Flowered—Page 83</b>			
8240 Mixed	.10	.45	.75
<b>ZINNIAS Dwarf Double—Page 83</b>			
8021 Mixed	.10	.30	.50
<b>ZINNIAS Double Lilliput—Page 84</b>			
8055 Black Ruby	.10	.30	.50
8048 Canary Gem	.10	.30	.50
8050 Crimson Gem	.10	.30	.50
8046 Flesh Pink	.10	.30	.50
8049 Golden Gem	.10	.30	.50
8058 Lilac Gem	.10	.30	.50
8059 Purple Gem	.10	.30	.50
8051 Salmon Rose	.10	.30	.50
8047 Scarlet Gem	.10	.30	.50
8052 White Queen	.10	.30	.50
8054 Mixed	.10	.25	.40
8056 Lilliput Pastel Mixed	.10	.30	.50
<b>ZINNIAS Gaillardia Flowered—Page 84</b>			
8285 Mixed	.10	.45	.75

# Summer Flowering Bulbs and Roots

	Each	Per 3	Per doz.
<b>AMARYLLIS—Page 85</b>			
Giant-flowered Hybrids .....	\$.60	\$1.70	\$6.50
<b>BEGONIAS Tuberos Rooted—Page 85</b>			
Single—Apricot, Orange, Pink Scarlet, White, Yellow.			
Double—Apricot, Orange, Pink Scarlet, White, Yellow.			
Any of the above colors .....	.35	.95	3.50
<b>CALLA LILIES Golden Yellow—Page 85</b>			
Mammoth Size Bulbs .....	.45	1.20	1.40
<b>CALADIUM ESCULENTUM Elephant's Ear—Page 85</b>			
Mammoth Size Bulbs .....	.35	.95	3.50
Medium Size Bulbs .....	.25	.70	2.50
<b>CALADIUM FANCY LEAVED—Page 86</b>			
Mixed .....	.35	.75	3.50
<b>CANNAS—Page 86</b>			
Ambassador. Cherry-red .....	.25	.70	2.50
City of Portland. Rosy-pink ..	.25	.70	2.50
Florence Vaughan. Yellow ..	.25	.70	2.50
Hungaria. Peach blossom pink ..	.25	.70	2.50
King Humbert. Scarlet .....	.25	.70	2.50
The President. Scarlet .....	.25	.70	2.50
Yellow King Humbert .....	.25	.70	2.50
Wyoming. Orange .....	.25	.70	2.50
<b>CINNAMON VINE—Page 86</b>			
Large Roots .....	.20	.50	1.75
<b>DAHLIAS—Page 87</b>			
<b>Colossal Decorative Dahlias</b>			
D-Day. Bright rose .....	.75	2.10	
Golden Prince. Rich Gold .....	.75	2.10	
Jersey Beauty. Pink .....	.50	1.35	
Jane Cowl. Buff and Gold ..	.50	1.35	
King Peter. Lavender-pink ..	.75	2.10	
Link's Blue Triumph. Lavender ..	.75	2.10	
Mrs. Geo. LeBoutillier. Red ..	.50	1.35	
Salem Sunshine. Light primrose-yellow .....	1.00	2.75	
The Governor. Sulphur-yellow.	1.00	2.75	
Victory. Pink .....	.75	2.10	
Volcano. Flame red .....	.75	2.10	
White Winner .....	.75	2.10	
<b>POMPON OR BABY DAHLIAS—Page 87</b>			
Bette Anne. Rose-pink .....	.50	1.35	
Edith Mueller. Apricot .....	.35	.90	
Honey. Primrose-yellow .....	.50	1.35	
Little Buddy. Lemon-yellow ..	.50	1.35	
Little Snow White. Pure White ..	.50	1.35	
Mary Munns. Lavender .....	.35	.90	
Morning Mist. White and rose ..	.35	.90	
Red Warrior. Scarlet red .....	.50	1.35	
Yellow Gem. Canary-yellow ..	.35	.90	

	Each	Per 3	Per doz.
<b>CACTUS DAHLIAS—Page 87</b>			
Ballerina. Salmon-orange .....	\$.75	\$2.10	
Gretel. Soft fiery red .....	.50	1.35	
Hillside Gold. Golden-yellow ..	.50	1.35	
Saarland's Heimkehr. Rose ..	.75	2.10	
<b>MINIATURE DAHLIAS—Page 87</b>			
Buckeye Baby. Buff .....	.50	1.35	
Fairy. Violet-rose .....	.50	1.35	
Little Lemon Drop .....	.75	2.10	
Nellie Shee. Lavender .....	.50	1.35	
Peggy Lindley. Orange .....	.50	1.35	
Sylvia. Carmine .....	.50	1.35	
White Fawn. Pure white .....	.50	1.35	
<b>GLADIOLUS—Page 88</b>			
25 of one variety at 100 price.			
<b>Pink Shades</b>			
Beacon. Dark rose .....	\$.30	\$.95	\$7.00
Ethel Cave Cole. Light pink ..	.35	1.10	8.00
General Eisenhower. Rose ....	.40	1.25	9.00
Picardy. Shrimp-pink .....	.35	1.10	8.00
<b>Red Shades</b>			
J. V. Konynenburg. Orange-red ..	.35	1.10	8.00
Monsoer. Ruby red .....	.35	1.10	8.00
Red Charm. Bright red .....	.35	1.10	8.00
Valeria. Light red .....	.35	1.10	8.00
<b>Lilac and Purple Shades</b>			
Abu Hassan. Dark purple ...	.40	1.25	9.00
Elizabeth The Queen. Lavender ..	.35	1.10	8.00
Paul Rubens. Violet purple ...	.35	1.10	8.00
<b>Yellow Shades</b>			
Barcarole. Deep Orange .....	.30	.95	7.00
Gold Dust. Clear yellow .....	.30	.95	7.00
Maskerade. Amber-yellow ...	.35	1.10	8.00
<b>White Shades</b>			
Fair Angel. Snow white .....	.35	1.10	8.00
June Bells. Early white .....	.35	1.10	8.00
<b>Mixture</b>			
Rainbow Mixed .....	.20	.75	5.00
<b>GLOXINIAS—Page 88</b>			
Mixed .....	\$.40	\$1.00	\$3.75
<b>LILY Hardy Garden—Page 88</b>			
Regal Lily. Mammoth bulbs ..	.50	1.30	4.50
<b>MADEIRA OR MEXICAN VINE—Page 88</b>			
Large Roots .....	.20	.50	1.75
<b>TUBEROSES Double Pearl—Page 88</b>			
25 at 100 price.			
Large Size Bulbs .....	\$.40	\$1.40	\$10.00

## ROSES

ROSES will be shipped at proper time for planting in your locality. Orders accepted subject to stock unsold.

Dormant Roses shipped up to April 15.

<b>EVERBLOOMING HYBRID TEA ROSES—BUSH—Page 89</b>	
<b>Red Shades</b>	Each
Etoile De Hollande. Brilliant red .....	\$1.50
Grenoble. Scarlet red .....	1.50
McGredy's Scarlet. Blazing Scarlet .....	1.50
Red Radiance. Rose-red .....	1.50
<b>Pink Shades</b>	
Miss Rowena Thom. Rose, golden base ....	1.50
Margaret McGredy. Salmon-pink .....	1.50
Pink Dawn. Rose-pink, with orange base ..	1.50
Rose Marie. Rose-pink .....	1.50
<b>Yellow Shades</b>	
Crown of Gold. Golden-yellow .....	1.50
Golden Dawn. Sunflower-yellow .....	1.50
Joanna Hill. Orange-yellow .....	1.50
McGredy's Yellow. Buttercup yellow .....	1.50
<b>Two-Tone Shades</b>	
Duquesa de Penardanda. Coppery-apricot ..	1.50
Countess Vandal. Copper and Salmon ....	1.50

President Hoover. Multicolored Cerise and yellow .....	\$1.50
Condesa de Sastago. Yellow and red .....	1.50
<b>White Shades</b>	
Frau Karl Druschki. Snow white .....	1.50
K. A. Victoria. Cream white .....	1.50
<b>PATENTED EVERBLOOMING HYBRID TEA ROSES—BUSH—Page 90</b>	
Commando. Pat. 702. Salmon Pink .....	\$1.75
Eclipse. Pat. 172. Rich gold .....	1.75
Heart's Desire. Pat. 501. Red .....	1.75
Peace. Pat. 591. Pale yellow .....	2.50
Santa Anita. Pat. 834. Deep pink .....	1.75
Sleigh Bells. Pat. 1004. White .....	2.00
<b>FLORIBUNDA ROSES—Page 90</b>	
Improved Lafayette. Red .....	1.50
Mrs. R. M. Finch. Pink to blush white .....	1.50
Floradora. Cinnabar-red .....	1.50
<b>HARDY CLIMBING ROSES—Page 90</b>	
Gold Rush. Yellow .....	1.50
New Dawn. Apple-blossom pink .....	1.50
Paul's Scarlet. Brilliant red .....	1.50



# —Fertilizers, Insect, Blight and Pest Controls, Sundries—

*Prices Subject to Change Without Notice.*

## FERTILIZERS—Page 91

	10 lbs.	25 lbs.	50 lbs.	100 lbs.
Adco. 20 lbs. \$3.75	\$1.60			
Bone Meal	.75	\$1.25	\$2.25	\$4.00
Cow Manure—				
Wizard	.50	.90	1.75	3.00
Hyper Humus			2.00	3.25
Lime—Hydrated	.40		1.00	
Peat Moss.				
Large bale	\$5.50			
Chubby bale	2.00			
Small 1 bus. bale	.90			
Phosphate		1.00	1.75	3.00
Sulphate of Aluminum		2.00	3.25	5.00
Sheep Manure—				
Wizard	.50	.90	1.75	3.00
Tri-ogen Rose Food	1.00	1.60		
Truckers Favorite	.50	.90	1.60	2.65
Vigoro 5-10-5	.50	.90	1.60	2.65

## CHEMICAL STIMULANTS—Page 91

Fruitone, 2/5 oz., \$.25; 2 ozs., \$1.00; 12 ozs.	5.00
Hyponex Plant Food.	
1 oz. \$.10; 3 ozs. \$.25; 7 ozs. \$.50; 1 lb...	1.00
Plantabbs, 30 tablets \$.25; 75 tablets \$.50;	
260 tablets \$1.00; 500 tablets	2.00
Rootone, 1/4 oz., \$.25; 2 ozs., \$1.00; 1 lb.....	5.00
Transplantone, 1/2 oz., \$.25; 3 ozs., .....	1.00
Nitragin. Amount of seed Can Sizes will inoculate.	
A—Alfalfa & Sweet Clover, 1 bu. ....	.50
B—Red Alsike, Crimson, White and	
Ladino Clover, 1 bu. ....	.50
C—Garden Peas, Hairy Vetch, 100 lbs. ...	.50
D—Pale & Bush Snap Beans, 1 bu. ....	.50
L—Lespedeza, 100 lbs. ....	.50
S—Soy Beans, 2 bus., \$.35; 5 bus. ....	.55
Garden Size—Beans, Peas, Sweet Peas.....	.15

## BLIGHT AND INSECT CONTROLS—Page 92

Arsenate of Lead, 1 lb., \$.65; 4 lbs.	1.85
Black Leaf 40, 1 oz., \$.35; 5 oz., \$1.05; 1 lb.,	
\$2.40; 2 lbs., \$4.15; 5 lbs. ....	7.40
Bordeaux Mixture, 1 lb. \$.50; 4 lbs. ....	1.35
Chlordane Dust. 6% 1 lb. sifter, \$.60; 4 lbs.	1.50
D.D.T. Dust. 1 lb. sifter top, \$.35; 5 lbs. ...	1.20
Dritomic Wettable Sulfur, 2 lbs. \$.55; 5 lbs. .	.80
Floral Dust, 8 oz. gun, \$.80; 1 lb. canister ..	1.15
Fruit Tree Spray or Dust (Pratt's), 1 lb.	
sifter top, \$.75; 3 lbs. ....	1.35
Lime and Sulphur Solution, 1 qt., \$.50; 1 gal.	1.15
Lime Sulphur Powder, 1 lb., \$.60; 5 lbs. ....	2.50
Linso Soap, 1 pt. \$.50; 1 qt. ....	1.00
Marvel Spray, 4 oz., \$1.00; 8 oz. can	1.75
Nicotine Pyrox, 20 oz., \$.60; 5 lbs. ....	2.25
Para-Scalecide, 1 qt., \$1.25; 1 gal. ....	3.00
Red Arrow, 1 oz., \$.35; 4 oz., \$1.00; 1 pt.,	
\$2.85; 1 qt. ....	5.00
Rose Dust, 8 oz. gun, \$.70; 1 lb. canister ...	1.00
Nico-Fume Pressure Fumigator, 1 lb. ....	1.00
Rotenone 75 Dust, 1 lb. sifter top, \$.50; 5 lbs.	1.50
Scalecide, 1 qt., \$1.00; 1 gal. ....	2.50
Slug Shot, 1 lb. sifter top, \$.60; 5 lbs. ....	1.95
Snarol Cutworm Bait, 1 lb., \$.35; 2 1/2 lbs..	.75
Sulphur Powder, 1 lb., \$.35; 5 lbs., \$1.10; 10	
lbs., \$2.00; 50 lbs.	7.50
Tobacco Dust, 5 lbs., \$.30; 10 lbs., \$.50; 25 lbs.	1.00
Tomato Dust, 1 lb. sifter top \$.70; 5 lbs. ...	2.50
Tree Tanglefoot, 1 lb., \$1.50; 5 lbs. ....	7.00
Tri-ogen Spray.	
E—Kit makes 8 qts. ....	1.35
A—Kit makes 16 qts. ....	2.25
B—Kit makes 64 qts. ....	6.00
C—Kit makes 32 gals. ....	9.00
Tri-ogen Dust, 1 lb., .....	.85

## PEST CONTROLS—Page 93

Ant Control—6% Chloradane Dust, 1 lb.	
sifter top, \$.55; 4 lbs. ....	\$1.40
Antrol Syrup Feeders. Kills ants, each.....	.10
Antrol Syrup Refills, 4 oz. ....	.20
Antrol Traps. Kills ants, each .....	.15
Crow Repellent, Stanleys, 1/2 pt. (1 bus.	
size), \$.60; 1 pt. (2 bus. size) .....	1.00
Cyanogas Ant-Killer, 4 oz. ....	.40
Dog Chaperone, 4 ozs., \$.60; 12 ozs. ....	1.25
Fume-ogen. Repels animals, 8 oz. sifter top	.50
Molgen. Mole destroyer, 1/2 lb., \$.50; 1 1/2 lbs.	1.25
Rabbit Chaperone, 4 oz., \$.60; 12 ozs. ....	1.25

## WEED KILLERS—Page 93

DuPont's "Ammate" Weed Killer, 2 lbs.,	
\$1.00; 6 lbs. ....	2.70
New Improved Weedone, 2, 4-D plus 2,	
4, 5-T, 8 oz., \$1.00; 1 qt., \$2.75; 1 gal. ...	6.95
Weedone Crabgrass Killer—Powder,	
5 oz., \$1.00; 20 oz. ....	3.00
"Weedex" Weed Killer, 1 qt., \$.70; 1 gal. ..	2.00

## SEED AND SOIL TREATING COMPOUNDS—

### Page 93

Arasan, 3/4 oz., \$.25; 8 ozs., \$1.00; 4 lbs. ..	6.00
Ceresan, New Improved, 4 ozs., \$.45; 1 lb.	1.15
Rootone, 1/4 oz., \$.25; 2 ozs., \$1.00; 1 lb. ....	5.00
Semesan 1/3 oz., \$.20; 2 ozs., \$.60; 12 ozs.	2.85
Spergon, 1 oz. \$.25; 5 ozs., \$1.00; 1 lb. ....	2.25
Spergon Gladiolus Dust, 2 ozs., \$.25; 1 lb. .	1.50
Tersan 75, 5-1/3 ozs., \$1.00; 3 lbs. ....	6.75

## SUNDRIES—Page 94

Air-Lite Plastic Garden Hose, 25 ft. (17 lbs.)	
\$4.75; 50 ft. (34 lbs.) .....	7.95
Asbestos Torches .....	.75
Fertilizer Spreader (Shipping weight	
15 lbs.) .....	8.40
Gardex Trowel, No. 740 .....	.80
Gardex Fork, No. 001 .....	2.55
Gardex Straight Tooth Rake, No. 252 ....	1.75
Gardex Lawn Sweep, No. 403 .....	1.65
Gardex 2-Prong Square Hoe, No. 9220 ....	1.50
Grafting Wax, 1/4 lb., \$.30; 1/2 lb., \$.45; 1 lb.	.70
Hotkaps, 25 kaps with Setter .....	.85
100 kaps with Setter .....	3.00
250 kaps with Setter .....	5.65
1000 kaps without Setter .....	17.35
Fibreboard Setter, \$20; Steel Setter ..	1.95
Hudson Perfection Sprayer, No. 310G.	
Galvanized (11 lbs.) \$13.50; No. 310S,	
Stainless (10 lbs.) .....	23.75
Hudson Bugwiser Sprayer No. 220G, Galv.	
(7 lbs.) .....	7.25
Hudson Sprazit Knapsack Sprayer,	
No. 377G, Galv. (20 lbs.), \$26.75; No. 377S,	
Stainless (18 lbs.) .....	40.00
Hudson Trombone Sprayer No. 223 (4 lbs.)	10.50
Hudson Eclipse Stainless Sprayer No. 447	4.15
Hudson Comet Sprayer, No. 431 .....	1.15
Hudson Admiral Duster, No. 766A .....	2.15
Labels for Pots—Painted Wood.	
4 ins. per 100 \$.60; per 1000 .....	3.50
5 ins. per 100 \$.70; per 1000 .....	3.75
6 ins. per 100 \$.90; per 1000 .....	4.75
Labels for Dahlias, etc., 3 1/2 ins. Copper	
Wired, per 100 \$.70; per 1000 .....	4.75
Planet Jr. Single Wheel Hoe. No. 17,	
(22 lbs.) .....	12.95
Sudbury Soil Testing Kit	
Home Garden Model .....	2.50
Popular Garden Model .....	4.75
2 Minute Kit—for acidity only .....	1.00
Tree Wound Paint, 1/2 pt., \$.65; 1 pt. ....	1.20
Twist-Ems, plant ties, 8 ins. (pkg. of 100)	.25
Whiz Wheelbarrow, (Weight 35 lbs.) ....	15.70

# VEGETABLE SEEDS



Mary Washington Asparagus

## Asparagus Seed

One Ounce for 800 Plants  
4 lbs. per Acre

Culture—Sow early in the Spring, 1 in. deep in rows 1½ ft. apart and 3 to 6 ins. apart in the row in light rich soil. Cultivate frequently. Transplant to their permanent bed the following Spring, setting the plants as described under Asparagus Roots.

### MARY WASHINGTON

3 Years—The most satisfactory strain. Highly resistant to rust and blight, very productive. Plants produce long, thick, heavy shoots with tips firm and tightly folded. The stalks are a dark green, delicious in flavor.

## Asparagus Roots

50 Roots Required for 100 Ft.

Culture—Deep loamy soil, thoroughly cultivated and heavily manured is required for a permanent bed. Dig furrows 15 ins. deep, 4 ft. apart, using plenty of manure with 2 ins. of earth on top of the manure. Set the plants 2 ft. apart in the rows, taking care to spread the roots out evenly and level. Cover with 3 ins. of earth and as the plants grow, gradually fill to the surface. Each Spring work in a heavy dressing of well-rotted manure and follow with a light application of salt.

## Garden Beans

Among our specialties are our own grown Beans of Northwestern and California origin; all produced from the best stock seeds on irrigated, disease and pest free land of high elevation that makes the hardiest and finest seed available.

### Stringless Bush Beans

2 Lbs. per 100 Feet; 90 Lbs. per Acre

Culture—Plant when the ground is warm, as Beans are very sensitive to cold and wet weather. Sow in well prepared soil, in rows 2 to 2½ ft. apart, covering the seed 1½ to 2 ins. deep, and thin the plants to stand about 2 to 3 ins. apart in the rows. Give frequent but shallow cultivation till blossoming time, but only when the plants are dry. If cultivated when wet, they will be damaged by rust. For a constant supply of fresh beans sow every 2 weeks up to August 1st.

### Green Podded Varieties

#### BOUNTIFUL

50 Days—The best flat podded green bean, early and very popular among market gardeners and shippers; likewise for home gardens. The plant is large, stocky and prolific, practically immune to rust and mildew. Pods flat, light green, 6 to 7 ins. long, broad, stringless, slightly fibrous, tender and tasty.


#### LANDRETH'S STRINGLESS GREEN POD

52 Days—A favorite and one of the finest pod varieties for the home garden, market gardener and canner. Plant is large, hardy and a heavy yielder. Pods round, medium green, 5½ ins. long, slightly curved, thick, meaty and juicy, stringless and fiberless. Brittle, tender and tasty. Seeds coffee brown.

#### COMMODORE OR DWARF KENTUCKY WONDER

65 Days—This All America selection has the delicious flavor of the Kentucky Wonder Pole. Pods round, slightly curved and twisted, light green, 7 to 8 ins. long, fleshy, tender and stringless.

Idaho Grown  
Stringless  
Snap Beans



Giant Stringless Green Pod Bean

#### TENDERGREEN

54 Days—A bean of unusual merit, bearing a heavy crop of early beans and remarkable for both heavy yield and delicious quality. Valuable for home and market gardeners. Pods round, light green, 5½ ins. long, straight, fleshy, tender and strictly stringless.

#### GIANT STRINGLESS GREEN POD

54 Days—Very desirable for home, market gardeners, canning and shipping. Pods round, medium green, 6 ins. long, fairly straight, brittle, very fleshy and entirely stringless.

#### STREAMLINER

50 Days—A snap bean with white seeds. Ideal for home and market gardening. Pods flat, 8 to 10 ins. long, entirely stringless and almost fiberless.

# Green Podded Bush Beans

## TOPCROP

52 Days—Gold Medal All America selection. A dependable cropper and heavy yielder adapted to a wide range of conditions and localities because of its immunity to bean mosaic and to "greasy pod." Pods round, slightly curved, dark green, 5 to 6 ins. long, entirely stringless and fiberless.

## STRINGLESS BLACK VALENTINE

50 Days—Improvement over the old Black Valentine. Early, prolific, hardy and productive, ideal for truckers and early shippers. Pods oval, dark green, 6 ins. long, slightly curved and entirely stringless.

## PLENTIFUL

50 Days—A black-seeded bean of the Bountiful type producing longer pods. A profitable, heavy yielder. Pods flat, medium deep green, 7½ ins. long, straight, stringless, fiberless and of fine flavor.

## DWARF HORTICULTURAL

54 Days—Popular in many markets and can be used either as snaps in the green state or shelled green or dry. Pods semi-round, green when young, changing to greenish yellow splashed with carmine, at maturity; 5 ins. long, stringless, somewhat fibrous.

## STRINGLESS RED VALENTINE

52 Days—A very early standard variety used extensively in the South for home garden. Very hardy, resistant to disease and will thrive on any kind of soil. Pods round, crease-backed, 4½ ins. long, curved, stringless, meaty and have distinctive flavor.

## TENNESSEE GREEN POD

54 Days—Very popular in some sections of the South. Pods flat, broad and irregular in shape, medium green, 6 to 7 ins. long, curved, slightly stringy, but of good flavor.

## WHITE HALF RUNNER

54 Days—A prolific bearer. The 20 inch vines are bushy at the bottom with short runners. Pods round, light green, 5 ins. long, straight and stringless. The small white-seeded beans are ideal for winter use.

# Shell Beans

For Winter Use—Ripe in 90 to 100 Days

## LARGE WHITE MARROW

The standard dry shell bean used for baking and soup. Vine large, slender, spreading with short runners, hardy and productive.

## WHITE NAVY OR BOSTON PEA BEAN


This small shell bean will out-yield all others. Excellent for use as baked beans. Plant large, spreading with many runners.

## WHITE KIDNEY

An excellent dry shell bean used for baking and soup. Plant bushy, vigorous and productive. Seed large, white, kidney-shaped.

## RED KIDNEY

Same habit as White Kidney, except the bean is red in color. Used for baking.



Round Pod Kidney or Brittle Wax Bean

# Wax Podded Bush Beans

## ROUND POD KIDNEY OR BRITTLE WAX

52 Days—This variety has the highest table quality and is recommended for the home garden and for canning. Plant is erect and a prolific bearer. Pods handsome in appearance, round and thick, waxy light yellow, 5½ to 6 ins. long, slightly curved, extremely brittle, fleshy, absolutely stringless and fiberless.

## PENCIL POD BLACK WAX

52 Days—The best black-seeded round podded Wax Bean for home use, the market gardener and shipping. Plant stocky, vigorous and strongly productive. Pods golden yellow, 6 ins. long, slightly curved, absolutely stringless, without fibre, brittle, very tender and excellent quality.

## GOLDEN WAX — Rust Proof — Top Notch Strain

50 Days—The Top Notch strain supersedes all the old types of Golden Wax and is absolutely disease resistant. A splendid home garden variety. Plant compact and strongly productive. Pods are thick, flat to semi-round, pale yellow, 5½ inches long, straight, brittle, stringless, and a rich butter flavor.

## SURE CROP STRINGLESS WAX

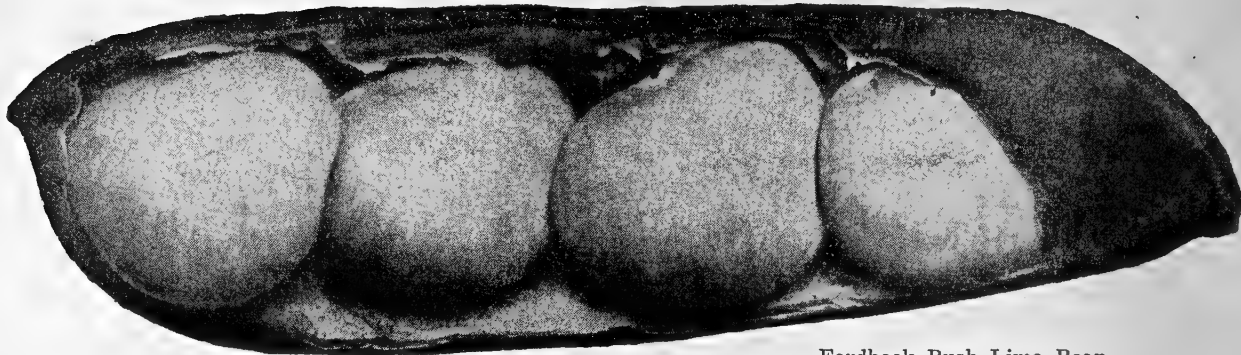
53 Days—Also Called Bountiful Wax. This variety is well adapted for market garden purposes because of its vigorous growth, productiveness and hardiness. Pods are thick and flat, rich yellow, 6 ins. long, slightly curved, brittle, entirely stringless, very little fibre, fine texture and quality.

## IMPROVED KIDNEY WAX

52 Days—A long-podded wax bean, excellent for home, market garden and canning. Plant large, erect and highly productive. Pods semi-round and broad, clear yellow, 6 ins. long, straight, stringless, brittle, fleshy and of fine flavor.



# Bush Lima Beans



Fordhook Bush Lima Bean

*1 lb. Will Plant 100 Ft.; 60 Lbs. per Acre*

**Culture**—The dwarf lima bears much earlier than the pole lima and does not require any support. Plant when the ground has become thoroughly warm, as the seeds will rot in cold ground. Sow 1½ to 2 ins. deep on well-enriched land in rows 3 ft. apart, dropping the beans 6 ins. apart with eye down. Cultivate frequently, but only when the leaves are dry.

## SUPERBA GIANT PODDED

**75 Days**—The largest podded Bush Lima. Very prolific, maturing 15 days earlier than any large podded pole limas. Possesses all the good qualities of pole limas and similar in flavor. Plant large, upright and vigorous, about 2 ft. in height. Pods 5 ins. long, contain 4 to 5 thick, flat beans.

## IMPROVED BUSH LIMA

**75 Days**—An improvement over the Burpee's Bush, very productive, slightly earlier and larger. Pods 5 ins. long contain 3 to 4 beans, flat but thicker than Burpee's Bush.

## BURPEE'S BUSH LIMA

**77 Days**—The original dwarf large seeded bush lima. Plant 2 ft. tall, 2 ft. in diameter. Pods 4½ ins. long, contain 3 to 4 flat beans.

## FORDHOOK 242 BUSH LIMA

**75 Days**—An All-America selection having more foliage than the regular Fordhook Bush Lima and will set pods in abundance during hot, dry summer weather. It resembles Fordhook with its large, thick seeded pods which contain 3 to 4 nutty-flavored beans.

## FORDHOOK BUSH LIMA

**75 Days**—The most popular variety for the home gardener and used extensively by market gardeners and shippers. Plant large, upright, vigorous and very productive. Pods are 4 to 4½ ins. long, contain 3 to 4 thick-seeded beans which are of a delicious nut-like flavor.

## HENDERSON'S BUSH LIMA

**65 Days**—The original Bush Lima, known through the South as the "Dwarf Butter Bean," where it is used in every home garden. The popular Baby Lima used by canners and also commercially as a dry shell bean. Plant small, erect, bushy, very early. Pods 3 ins. long, contain 3 to 4 flat, small beans.

## JACKSON WONDER OR CALICO BUSH

**65 Days**—Resembles Henderson's Bush in character and growth. Very early, prolific and drought-resisting. Seed is rust brown, dappled or streaked with dark purplish markings.

## CANGREEN BUSH LIMA

**68 Days**—All-America Winner. In all other respects, Cangreen resembles the Henderson's Bush Lima except for the green color of the fleshy part of the seed. It cooks and cans green which is a distinct advantage for canning and freezing. It is preferred by many in the home who like baby butter lima beans for eating fresh or as dry beans. Pods 3 ins. long, contain 3 to 4 flat, green beans.

# Pole Lima Beans

*1 Lb. for 100 Hills; 30 Lbs. per Acre*

**Culture**—Pole Limas require rich loamy soil and, being less hardy than the Bush type, should not be planted until the ground is thoroughly warm. They are vigorous growers and require 8 to 10 ft. strong poles set 4 ft. apart each way. Plant 4 to 6 beans around each pole, placing with eyes down and cover with 1½ to 2 ins. of soil. When well started, thin to 3 plants to a pole. Use rich, well-rotted compost to each hill and cultivate often.

## EARLY LEVIATHAN

**80 Days**—The best of all early sorts equal to the main crop varieties in productiveness. Vine tall, vigorous and prolific. Pods 5 ins. long, contain 5 flat beans.

## MAMMOTH PODDED IDEAL

**90 Days**—The largest pod and most valuable for home and market garden, outyielding any other variety. Vine vigorous and productive, bearing large clusters of broad pods 6 to 8 in a bunch. The beans are easily shelled and of handsome appearance. Pods broad, 7 ins. long, well filled with 5 to 6 large flat beans, pale green in color and of a rich buttery flavor.

## KING OF THE GARDEN

**88 Days**—Large Green Seeded. A very popular variety and the most widely used of all Pole Limas, retaining their green color when cooked. Vine vigorous and heavily productive. Pods 6 ins. long, contain 4 to 5 flat beans.

# Pole Lima Beans

## GIANT SPECKLED BUTTER OR CHRISTMAS

80 Days—A popular novelty especially in the South. Pods 5 ins. long contain 4 to 5 large flat beans. Seeds are maroon with creamy white variegated markings.

## FLORIDA BUTTER SPECKLED

78 Days—Popular in the South. Has all the characteristics of the Sieva, except the seeds are creamy white with variegated markings of brown and black.

## CAROLINA, SIEVA OR SMALL WHITE

77 Days—Very similar in form and size to the Hendersons Bush Lima. Well known in the South, where it is cultivated extensively as the Pole Butter Bean. This variety is a continuous bearer, very early and more prolific than the large lima sorts. Pods 3 ins. long, borne in clusters, contain 3 to 4 small flat beans.

# Pole or Running Snap Beans

1 Lb. for 100 Poles;  
30 Lbs. per Acre

**Culture**—Pole Beans are rank growers and they yield heavily on fertile, well-enriched ground. Start planting about a week later than the bush varieties, since they are less hardy. Set the poles 3 to 4 ft. apart and plant six to eight beans 1½ to 2 ins. deep, thinning to the four strongest when well started. They may be planted in rows 6 ins. apart and supported by wire fences or trellises. So popular in the South that most growers use one or more of these varieties in their garden. The corn-field varieties are planted in the corn and allowed to run up the stalks.



Kentucky Wonder Pole Bean

## KENTUCKY WONDER

65 Days—The best of all and most popular of the green podded running beans. Unexcelled for home, market garden and for canning. Plant a hardy, strong climber that continues to bear until frost. Pods round, 8 to 10 ins. long, curved and saddle backed; stringless when young, very fleshy, fiberless, brittle and of superb flavor when cooked.

## WHITE SEEDED KENTUCKY WONDER

64 Days—A snap bean of excellent flavor and quality and good for dry shell use. Pods round, silvery green, 7 ins. long, almost straight, tender, fleshy, fiberless and stringless.

## KENTUCKY WONDER WAX

68 Days—Pods flat, waxy-yellow, 8 ins. long, slightly curved, nearly stringless, somewhat fibrous, meaty and of excellent quality.

## HORTICULTURAL POLE


70 Days—Also known as Wren's Egg, Cranberry and October Beans. Well known and used as a snap and green or dry shell bean. Pods flat, oval, 6 ins. long, straight, slightly fibrous, fleshy and of good quality.

## GENUINE CORNFIELD

72 Days—An improvement in eating quality over the Striped Creaseback. Pods round, green, 6 ins. long, straight, fleshy and tender.

## NANCY DAVIS

72 Days—Pods round, green, 6 ins. long, straight, fleshy, tender, somewhat stringy.



Mammoth  
Podded Ideal  
Pole Lima Bean

## WHITE CREASEBACK

62 Days—Seeds small, oval, white and fine for baking. Pods round, green, 5½ ins. long, curved, tender, brittle and nearly stringless.

## TENNESSEE WONDER

70 Days—Pods round, green, 8 ins. long, straight creasebacked, fleshy, brittle and tender, stringless when young.

## LAZY WIFE

72 Days—Excellent for the home garden as a snap, green or dry shell bean. Pods thick and broad, green, 6 ins. long, straight, fleshy, little fibre, stringless when young.

# Table Beets

## Grown from Selected and Transplanted Roots

### PERFECT MODEL

55 Days—This famous variety is an improved strain of our "Shull's Model Beet," introduced by us in 1886 and by careful comparison has proven to be the best early variety for market gardeners. For the home garden it is especially desirable because of its exquisite quality, being sweet and finely grained. It is a good keeper and may be used all Winter. Its uniformity in shape and medium size make it a very desirable market beet. Tops are small and growth upright. Excellent for bunching. Roots nearly globe-shaped, blood red with small tap root, flesh rich blood-red with zones of somewhat lighter shade.

### EARLY WONDER

55 Days—One of the earliest bunch beets in cultivation, a splendid variety for truckers and shippers as a first early variety; also for late planting. Roots semi-globular with a small tap root; flesh blood red with zoning of a lighter red; tender, smooth and sweet.

### CROSBY'S EARLY EGYPTIAN

55 Days—A very fine selection of the Crosby's Egyptian that will please the most critical. Tops erect and medium small. Roots semi-globular, flesh dark vermilion red with zones a trifle lighter in shade. Very tender and uniformly sweet quality. It is a rapid grower, attaining a salable size quicker than most sorts.

### EXTRA EARLY EGYPTIAN

50 Days—A very early variety. Tops small and erect. Roots flat on bottom, rounded on top, flesh bright blood red with lighter zones. Fine for forcing or early table use.

### EARLY ECLIPSE

55 Days—A valuable early variety for either market or private gardeners; remarkable for its rapid growth, perfect form and delicious flavor. Foliage dwarf, roots globular of medium size and a bright, glossy red; flesh bright red with lighter zones.

### EARLY DARK BLOOD TURNIP

55 Days—A popular variety for all-around use. Roots round, slightly flattened; flesh dark red. Very sweet and delicious in flavor. It is adapted for Summer or Winter use.

### LUTZ'S GREEN LEAF OR WINTER KEEPER


70 Days—An excellent late variety for Fall and Winter use. Leaves glossy green suitable for "greens." Roots half long, top-shaped; flesh rich, dark red without zones. Always a tender, sweet beet whether pulled young or old. A splendid winter keeper.

### LENTZ EARLY

50 Days—An extra early, light colored, turnip shaped beet, originating in Philadelphia. Flesh is light red, zoned with white. The top is light green and small. It is rich in sugar and remains tender until maturity. Our stock is pure and will give excellent results.

### BLACK KNIGHT

55 Days—A beautiful dark red beet all the way through. Thrives on heavy soil. Roots globular, richly flavored, smooth, uniform shape and size, bunching up attractively.



Detroit  
Dark Red Beet

2 Ozs. per 100 Ft.; 8 to 12 Lbs. per Acre

**Culture**—Little skill is necessary for the cultivation of this root vegetable. For an early crop dig or plough deep and manure well. Plant seed as early in the Spring as the soil will permit working. Sow in rows  $1\frac{1}{2}$  to 2 ft. apart,  $\frac{1}{2}$  to 1 in. deep, pressing the soil firmly over the seed. As soon as the beets have formed a few leaves, thin out to 3 to 4 ins. apart in the row. Cultivate and weed frequently. To enjoy delicious beets, pull quite young when about 2 ins. in diameter. Successive sowings can be made until late July. The roots will continue to develop until the end of October. Early beets become too tough to carry over the Winter and we recommend planting main crop varieties if intended for Winter storing, such as Detroit, Winter Keeper and Half Long Blood, 2 months after the early sowings. On the approach of frost, take up the roots and cut the leaves off 2 ins. above the crown, store them in pits secure from frost, or cover with earth or sand in a cool, dry cellar.

### DETROIT DARK RED

55 Days—This splendid second early beet we highly recommend as the outstanding variety for home and market garden use. Tops small and upright in growth. Fine for market bunching. Roots globular, very smooth, with small tap roots; flesh deep ox-blood with inconspicuous zoning of slightly lighter hue. Used by canners because of its good deep red color.



# Mangels and Sugar Beets

20zs. per 100 Ft.; 8 to 10 lbs. per Acre

The roots excel as a Winter keeper, giving an immense yield of food at small cost for cattle, hogs, sheep and poultry.

**Culture**—Plant the same as for table beets except that the rows should be 2½ ft. apart and thinned to 6 ins. apart.

## MAMMOTH LONG RED


110 Days—Adapted to deep, rich soil. The production is enormous, a single root weighing from 25 to 30 pounds with yields of 30 to 50 tons per acre. Roots long and tapering, grow half above ground; color light red; flesh white with rose tinge.

## GOLDEN TANKARD

100 Days—Roots large, nearly cylindrical, deep orange, grows partly above ground, adapted to shallow lands; flesh yellow with white zones.

## GIANT HALF SUGAR

90 Days—Roots long, oval, tapered; skin white with rose tinted shoulder; flesh white, rich in sugar.



Perfect Model Beet

# Swiss Chard

2 Ozs. per 100 Ft.;  
8 to 10 Lbs. per Acre

This beet produces tops only and is used for greens, the leaves cooked and served the same as spinach and the stalks or midribs prepared in the same way as Asparagus.

**Culture**—Sow ½ to 1 in. deep early in the Spring in rows 1½ to 2 ft. apart and thin out to 6 ins. apart in the row. Cultivate frequently and cut the leaves when large. New leaves will continue to grow and repeated cuttings can be made.

## GIANT LUCULLUS

50 Days—The largest and most popular variety desirable for home and market garden use. The plants grow 2½ ft. high, very erect; leaves yellowish-green, heavily crumpled, stems thick, broad and light green.

## LARGE RIBBED WHITE

50 Days—A very strong grower with dark glossy green, smooth leaves; stems broad, thick light green; midribs tinted white.

## RHUBARB CHARD

60 Days—A Swiss Chard resembling Rhubarb in appearance. Leaf stalks are crimson, the color extends out into the dark green, crumpled leaves. You will relish different, delicious flavor.

# Broccoli

## CALABRESE

1 Oz. for 2,000 Plants;  
4 Ozs. per Acre

**Culture**—Sow seed ½ in. deep in frames early in the spring or outdoors in the open ground in May and transplant like Cabbage, 1½ to 2 ft. apart in rows 2 to 3 ft. apart.

90 Days—The leading and popular variety used by market gardeners, shippers and in home gardens. This true type produces a bluish, green head at the center of the plant. After this head is cut many branches and smaller lateral heads appear which are as desirable as the first head. Continues to bear until frost. Can be cooked and served like either Asparagus or Cauliflower. It has a distinctive flavor; very tasty and palatable.

## FALL AND SPRING RAAB

1 oz. per 100 Ft.; 2 Lbs. per Acre


**Culture**—Sow thinly in drills ½ in. deep, 1½ to 2 ft. apart.

## SPRING BROCCOLI RAAB

40 Days—This variety will not winter over and must be planted in the Spring. It is grown for tops and tender flower shoots used as greens. Leaves are smooth and strap leaved. The plant withstands the heat of late Spring making it a profitable green to follow the Fall Raab.

## FALL BROCCOLI RAAB

Plant in the Fall. The leafy turnip type shoots are used as greens. Will Winter over for early Spring greens.



Early Green  
Calabrese Broccoli

# Early and Midseason

# Cabbage



Long Island Improved Brussels Sprout



Early Jersey Wakefield Cabbage

## Brussels Sprouts

1 Oz. for 3,000 Plants; 4 Ozs. per Acre

One of the most popular Winter vegetables, resembling cabbage in taste, but more delicate and delicious in flavor. The sprouts form like miniature cabbages clustered around the stalk of the plant. Grow where conditions are favorable for late cabbage. Requiring the same method of culture, the heads, from 1 to 1½ ins. in diameter, mature best in the Autumn and are ready for use as soon as they have had a touch of frost.

### LONG ISLAND IMPROVED

125 Days—The leading variety for home and market gardener. Plants 2 ft. tall of dwarf, robust habit. Stems thickly set with large, round, solid cabbage-like sprouts.

Our Cabbage seeds are all grown from seed stock of finest quality, carefully inspected while growing. The choicest heads are selected for storing over Winter and replanted the following season for seed. Constant re-selection from the seed growing stock is required to maintain quality. No finer or purer strains of cabbage can be found anywhere than our American-grown stocks.

**Culture**—For early Cabbage sow ½ in. deep under glass toward the end of February and as the plants grow, harden them to the full exposure of the air, protecting them from frost until the early Spring, when they should be transplanted into rows 2 to 3 ft. apart and 18 ins. in the row.

**For late Cabbage** sow in the open ground from the middle to the end of Spring and set the plants out in June or July during moist weather, giving them a thorough watering at time of removal. Plant 3 ft. apart and 2 ft. in the row. Seedlings from late sowings are often destroyed by the cabbage fly, which necessitates sowing sufficient seed for surplus plants.

**For Fall-grown plants** sow the seed in September. In mild climates they should be planted out late in Autumn, to remain for heading. In cold latitudes they must be protected in cold frames and transplanted in the open ground early in Spring. Good heads, of course, can only be obtained when the ground has been well worked and highly fertilized. In setting out, cover to the first leaf-stems so that the stem is all under ground. Cultivate frequently to maintain moisture.

## Cabbage

### EARLY JERSEY WAKEFIELD

70 Days from Plants—The finest strain of this most popular and extensively used early Cabbage. The demand is great in all markets and it is more largely grown than all the other first early cabbages combined. Plants small with short stems permitting close setting in the row. Heads of medium size, conical in shape, extremely solid with little outside foliage, and excellent in quality. Its exceeding hardiness and assurance of always forming a fine solid head, makes it the most profitable early variety to grow.

### CHARLESTON OR LARGE WAKEFIELD

75 Days from Plants—This variety has all the fine qualities of the Early Jersey Wakefield, with heads much larger, less pointed and remarkably uniform in size and shape. About a week later than Jersey Wakefield and very popular with market gardeners and shippers in the South.

### GOLDEN ACRE

65 Days from Plants—A real money cabbage. Its excellent quality and uniformity commands a price. An extra early Copenhagen Market Type, several days earlier, and used by truckers for the earliest markets. The heads are not quite so large as the Copenhagen, but more uniformly round. The stems are very short.

### GOLDEN ACRE

#### Yellows-Resistant

65 Days from Plants—An extra early yellows-resistant strain. Heads uniformly round.

### GREEN ACRE

68 Days from Plants—This new variety is an attractive shade of green, which characteristic is valuable for long distance shipping, the heads always presenting a fresh, green appearance when marketed. Uniform in size and type; ball shaped; short stemmed.

# Early and Midseason Cabbage

## COPENHAGEN EARLY MARKET

**70 Days from Plants**—The largest early round-headed variety, maturing uniformly so that the entire crop is ready for cutting at one time. Splendid for early shippers, market and home gardeners. Plant small, compact, allowing very close planting. Stem short, heads solid, round, 6 to 7 ins. in diameter.

## MARION MARKET

### *Yellows-Resistant*

**80 Days from Plants**—A mid-season yellows-resistant strain of Copenhagen Market, maturing about 10 days later. Heads round, solid and excellent in quality.

## ALL SEASONS

**90 Days from Plants**—One of the best general purpose cabbages that can be raised either for an early, intermediate or late crop. Remarkably thrifty in hot dry weather and a sure header. Excellent quality, a good keeper and very popular with makers of kraut. Heads are large; very solid; 7 ins. deep, fine grain and remain perfect a long time without bursting.


## WISCONSIN ALL SEASONS

### *Yellows-Resistant*

**90 Days from Plants**—A splendid midseason yellows-resistant strain with flattened globe heads.

## ALL HEAD EARLY

**80 Days from Plants**—One of the earliest of the large heading Summer varieties and we recommend it highly for home and market garden. Equally good for Summer as well as Winter keeper. Its uniformity in size and color make it valuable for kraut.



All Season's  
Cabbage

## EARLY ROUND DUTCH

**72 Days from Plants**—An excellent Cabbage used for early shipping and by truckers for local markets. Plants compact, small, with short stems. Heads firm, almost ball-shaped, slightly flattened at top, frequently 7 to 8 ins. across, 6 ins. deep and weigh 4½ to 5 lbs. Fine grained and nicely flavored.

## SUCCESSION

**88 Days from Plants**—A well-known, desirable variety noted for its ability to thrive under all weather conditions. A sure header and a good keeper of excellent quality. Heads large, flat, and thick; 7 ins. deep, short stem.

## GLORY OF ENKHUIZEN

**85 Days from Plants**—A hard heading variety used largely for kraut, but also popular for home and market gardener. Heads large, round, 8 to 9 ins. in diameter, weighing 8 to 10 pounds. Very solid, with few outer leaves. Exceedingly tender and fine flavor.

## EARLY FLAT DUTCH

**90 Days from Plants**—Our stock of this popular variety is sold in sealed packages only. Similar to Late Flat Dutch, but earlier with heads averaging a little smaller. A sure header and heat-resistant. The heads are large and flat, 6 ins. deep, firm and keep well. Extensively planted, especially in the South.

## Savoy Cabbage

### PERFECTION DRUMHEAD SAVOY

**90 Days from Plants**—One of the best cabbages to grow for a table delicacy, producing beautiful curled leaves, very tender and delicious in flavor when touched by frost. Plants short-stemmed and compact. Heads nearly round, full and hard, leaves large, coarsely crimped, dark bluish green.



Copenhagen Early Market Cabbage



# Late or Winter Cabbage

## LATE FLAT DUTCH

**105 Days from Plants**—This celebrated variety has been grown by us for many years and is the result of continued care to develop and maintain the good qualities which have made it the most popular variety for a main crop. The beautiful heads are extremely large, flat and solid, 12 to 14 ins. across and 7 ins. deep, weighing 12 to 15 pounds or more. Our strain has no equal and is esteemed one of the best late Fall and Winter cabbages. A good keeper and shipper.

## Chinese Cabbage

*1 Ounce Will Plant 500 ft.*

**Culture**—Sow about the same time as turnips and other Fall vegetables in rows 2½ ft. apart, thinning to 12 ins. in the rows. Too early plantings shoot to seed. Excellent for salads.

## CHIHILI

**60 Days**—The earliest and surest heading variety. Torpedo-shaped heads 18 ins. tall, 4 ins. thick, tapering near the top. Well blanched, solid and compact.

## WONG BOK

**70 Days**—Short broad, oval heads about 8 ins. in diameter. Well blanched, tender and of excellent quality.



Late Flat Dutch Cabbage

## DANISH BALL HEAD

**110 Days from Plants**—The famous cabbage of Denmark is now the leading and most widely used of late Cabbages. It is well known by every trucker, private gardener, shipper and kraut manufacturer. The outstanding merit of this Ball Head type is its wonderful keeping quality in storage. A supply can be had until Spring as fine and solid as when put away. Although not adapted for growing in all parts of the South, it is widely used in the mountain districts. Our stock is the same strain that we have furnished for years, very uniform and dependable. Heads very attractive, deep round, extremely solid, fine growing, medium size, weighing 7 to 9 pounds. It is unsurpassed for boiling, slaw or sauerkraut.

## DANISH ROUND HEAD

**100 Days from Plants**—This variety is a short-stemmed type of the famous Danish Ball Head and just as popular. In fact, it is much preferred since it is slightly earlier and the hard heads grow closer to the ground. Likewise, it is highly esteemed for winter, having great solidity and excellent keeping qualities.

## PENN STATE BALL HEAD

**110 Days from Plants**—A special strain developed by Dr. C. E. Myers of Pennsylvania State College. Experimental check-up shows this strain to be superior in productivity and uniformity. It has a record of 20 tons per acre against an average yield of 12 tons per acre from other strains of the Ball Head type.

## WISCONSIN HOLLANDER No. 8

*Yellows-Resistant*

**110 Days from Plants**—A late yellows-resistant strain of Danish Ball Head with the same characteristics. Splendid late cabbage for storage, shipping or kraut manufacturers.

## Red Cabbage


### MAMMOTH RED ROCK

**100 Days from Plants**—The largest and best red cabbage and a splendid Winter keeper. Heads round, solid as a rock, 7 ins. in diameter, weighing 8 to 10 lbs. Color a deep purplish red.



Pride of Wisconsin Cantaloupe

# Cantaloupes or Muskmelon



Bender's  
Surprise  
Cantaloupe

## HALE'S BEST No. 36

**80 Days**—Hale's Best is now outstanding as the popular choice for truckers and shippers for all season shipping. Possesses earliness, sweetness, and an attractive shape ideal for packing in containers. It is money maker for all since it meets the approval of the consumer. Fruits oval,  $6\frac{1}{2}$  ins. long, 5 ins. in diameter, densely covered with medium heavy netting and almost entirely without ribs. The small seed cavity is surrounded by thick salmon orange flesh, firm, fine grained, and richly flavored.

## HALE'S BEST, JUMBO

**83 Days**—A large-fruited strain of Hale's Best. An early melon especially popular in the South for shipping northern markets. Fruits oval, 6 to  $7\frac{1}{2}$  ins., 5 to 6 lbs., heavily netted and more ribbed than No. 36. Flesh thick, salmon-orange, sweet and of excellent quality.

## PRIDE OF WISCONSIN

**85 Days**—An excellent melon in demand among home gardeners, road-side markets, truckers and shippers. It is one of the sweetest melons grown and under favorable conditions it will produce 5 to 7 perfect fruits on one vine. The rind is tough, the deep salmon flesh is firm and it stands handling and shipping well. The fruits are medium size, almost round,  $6\frac{1}{2}$  ins. long, 6 ins. in diameter and very heavy due to the thickness of the flesh and the small triangular seed cavity. Skin a pearly gray color with a faint rib, heavily covered with a distinctive netting.

## BANANA

**94 Days**—A novel variety having both the shape and fragrance of the banana with really delicious eating qualities. Fruits long, tapering, 14 ins. long, 4 ins. in diameter with smooth lemon colored skin and salmon flesh. Very vigorous and hardy.

## Orange or Salmon Fleshed Varieties

*1 Oz. to 50 Hills; 3 lbs. per Acre*

**Culture**—Cantaloupes require warm soil, either light sandy or a well-drained loam, enriched with manure or fertilizer. Do not plant until the weather becomes real warm. In preparing the soil we recommend making the hills 4 to 5 ft. apart each way, using two shovelfuls of well-rotted manure mixed with the soil under each hill. Drop 8 seeds per raised hill  $\frac{3}{4}$  in. deep, and thin by cutting off the surplus plants just below the surface, instead of pulling them, allowing the three strongest seedling to remain. Where Summers are short, seed can be planted indoors in hotbeds and transplanted when weather permits. Until runners interfere, frequent but shallow cultivation is necessary. It is important not to disturb the roots. When a foot long, pinch off the ends of the vines to throw increased strength into the roots and thus make them bear better.

Beetle attacks should be met by dusting sparingly with air-slacked lime, soot or wood ashes. To prevent blight, spray with Bordeaux Mixture every ten days after the plants have attained 5 or 6 leaves. Add Arsenate of Lead for eating insects or use Pyrox, a combination spray, for all leaf-eating insects, blight, and fungus troubles.

## BENDER'S SURPRISE

**90 Days**—A large size delicious melon for home and market garden. It is especially valuable for its extra hard shell which makes it fine for shipping. Fruits thick oval, 7 ins. by 8 ins. usually weighing from 5 to 8 lbs. Blossom scar is heavy and resists cracking. Ribbing is prominent with abundant heavy, coarse netting; skin gray green becoming yellow at maturity, very tough. Flesh is thick, deep salmon-orange, solid and very sweet.

## HEARTS OF GOLD OR IMPROVED HOODOO

**92 Days**—A medium-sized melon, very vigorous and a heavy cropper with a tough rind which is ideal for shipping and used extensively for that purpose. It is also a home garden favorite. Fruits uniform, round, 6 ins. long, 6 ins. in diameter, slightly ribbed, covered with a fine, dense grey netting. Small seed cavity with flesh thick, deep salmon pink, juicy and sweet, ripening close to the rind.

## FORDHOOK


**87 Days**—Well known and one of the best small melons for home garden and nearby markets. It is one of the very early varieties of seed that New Jersey truckers never fail to buy. They can rely on it to produce a good crop of attractive, delicious sweet, spicy fruits. Flat in shape, 5 ins. long,  $6\frac{1}{2}$  ins. in diameter with broad ribs, heavily netted. Flesh thick, orange-yellow and very juicy.

## HONEY OR SUGAR ROCK

**85 Days**—Striking in appearance and solid as a rock, this melon, when cut, will give off a distinctly rich aroma and taste as sweet as sugar. A very heavy yielder. Fruits medium size, nearly round, 6 ins. in diameter, skin grey-green covered with a coarse netting making a tough rind. Flesh thick, firm, deep orange-salmon and juicy.

# Cantaloupes or Muskmelon

## Green Fleshed Varieties



Early Knight or Sugar Sweet Cantaloupe

### GOLD LINED ROCKY FORD

92 Days—The most widely known of all cantaloupes, reselected from the famous Netted Gem introduced from Pennsylvania to Colorado where it attained perfection in shape and netting. It became famous as a shipping variety and is now more generally known as the Rocky Ford. Very productive, uniform in size and shape. A favorite for home gardens, market and shipping. Fruits almost round, small, 5½ to 6 ins. in diameter with no ribs and completely covered with hard, gray netting. Flesh green with narrow gold lining next to the seed cavity. Thick, juicy, and of a sweet, spicy flavor.

### BOTTOMLY

84 Days—A variety similar to Early Knight, but maturing a trifle later. Very popular in the Baltimore and Washington markets. Fruit oblong, 6 ins. long, 4½ ins. in diameter, heavily netted and distinctly ribbed. Flesh green and very sweet.

### IMPROVED EARLY JENNY LIND

82 Days—An old favorite and a dandy home garden melon considered one of the best and sweetest grown. Very early with small, flat fruits, 4 ins. long, 3 ins. in diameter with heavy netting on the ribs, and a knob or button on the blossom end.

### EXTRA EARLY HACKENSACK

80 Days—An old standard variety exceedingly early for a large melon, highly recommended for the home garden and truckers shipping to local markets. Fruits nearly round with somewhat flattened ends, 6 ins. long, 7 ins. in diameter, broadly ribbed with very coarse netting. Flesh green, thick and delightful in flavor.

### MONTREAL MARKET OR NUTMEG


94 Days—An excellent variety with very large fruits weighing from 7 to 8 pounds. Almost round, 7 to 8 ins. long; 8 to 9 ins. in diameter, flattened at the ends, heavily netted and deeply ribbed. Flesh very thick, green, juicy and sweet.

### EARLY KNIGHT OR SUGAR SWEET

82 Days—We recommend this variety for either the home or market gardener, particularly the latter whose profits depend upon being first in the market. It is ready fully 10 days ahead of Rocky Ford and larger in size. Fruits oval, 6 ins. long, 4½ ins. in diameter. Skin light golden yellow when ripe, with gray netting and distinct ribs. Flesh thick, bright green shading to light pink at center. Famous for its sweet, juicy flavor.

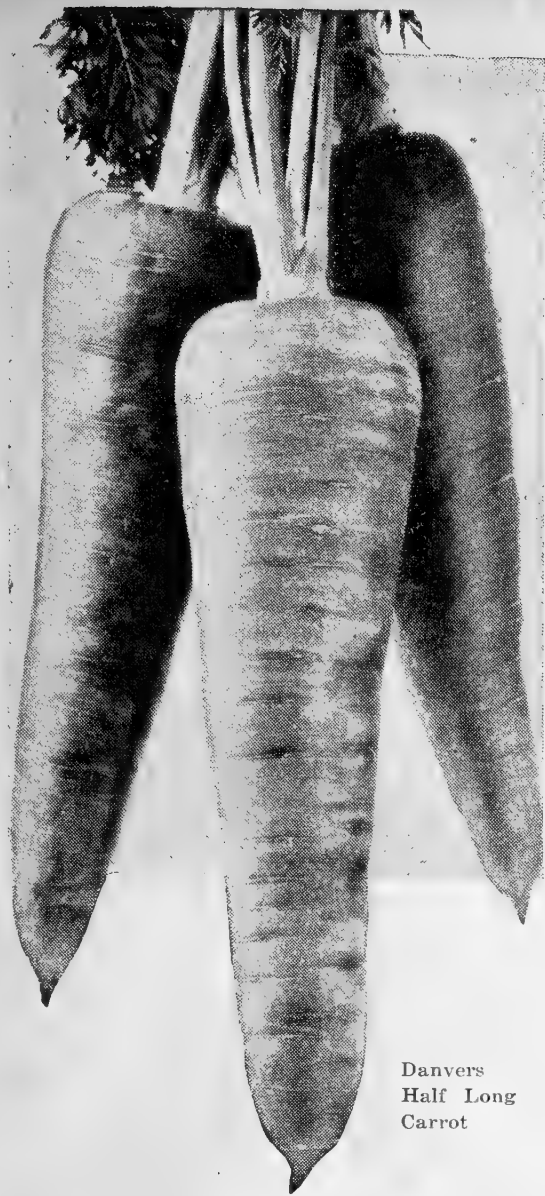
### HONEY DEW

112 Days—This fine melon is entirely distinct and has taken front rank at all produce stands where it is recognized, bought and served by name, "Honey Dew." It requires a long season to mature and if grown in a northern latitude it must be started indoors or in frames and transplanted outdoors at the proper time. Fruits are large, perfectly round, 9 ins. long, 8½ ins. in diameter. An excellent shipper and keeper with skin smooth and a light cream when ripe. Flesh light green, thick, ripening to the rind; juicy and mellow with the distinctive sweetness of honey.



Imperator Carrot





Danvers  
Half Long  
Carrot

#### DANVERS HALF-LONG

**75 Days**—One of the favorite main crop varieties known by all. Very productive and used extensively by market gardeners, shippers and home gardeners. Roots bright deep orange, 6 to 7 ins. long, 1¼ ins. thick, broad shoulders tapering to a blunt point. Flesh bright orange, tender, rich in flavor and very sweet.

#### IMPROVED LONG ORANGE

**88 Days**—A well known, heavy yielder and much used for a general crop. Useful for both table and stock feeding. Roots red-orange, 12 ins. long, 2 ins. thick, tapered to a point. Flesh red orange with core of a lighter shade.

#### HALF LONG SCARLET NANTES

**68 Days**—An excellent bunching carrot. Roots a beautiful scarlet-orange, cylindrical, 7 ins. long, 1¼ ins. thick, blunt ended. Flesh reddish orange, core inconspicuous, crisp, tender and a mild, delicate flavor.

#### IMPERATOR

**77 Days**—A fine flavored variety bred for market gardeners and shippers to meet the demand for a long shipping carrot. Roots deep, rich orange, smooth, 7 to 8 ins. long, 1½ ins. in diameter, with sloping shoulders uniformly tapered to a semi-blunt end. Flesh rich orange color throughout, fine grained and tender. Imperator is a streamlined, slender carrot which requires a deep soil for best development. None better for home gardeners.

# Carrot

## Grown from Selected and Transplanted Roots

1 Oz. per 100 Ft.; 3 to 5 lbs. per Acre

**Culture**—Carrots require a deep, rich, light, friable soil, well-manured. If the ground is not in this condition it should be dug deep and well broken the year previous, being sure to well pulverize the soil as in all shallow or hard soils the roots fork or divide, injuring both their size and quality. For an early crop, sow the seeds early in the spring as soon as the soil can be prepared. Plant ½ an in. deep in rows, 1 to 2 ft. apart and thinning out seedlings to stand 1 to 3 ins. apart in the row. Make repeated sowings every two weeks until the middle of June. Frequent stirring of the soil is very essential to the growth of the roots. Carrot is slow to germinate and should the surface of the soil become baked before the young plants appear, loosen it by gentle raking. May to June is the period to sow for a main crop. In the Southern states they can be sown in the Fall and will continue growing all Winter. Use the late plantings for Winter storage. Cut off the tops to within an inch of the crown and pack the roots in dry earth or sand in the cellar or they may be pitted out of doors, covered with 2 ins. of straw and a foot of earth to keep them from frost. They can then be used until Spring.

#### CHANTENAY

**72 Days**—Market gardeners know this to be the perfect carrot and one of the most salable market varieties. An excellent, all-purpose sort earlier than the Danvers and a heavy cropper. Desirable for home and market gardeners and shippers. Roots deep orange, smooth, 5 to 6 ins. long, 2¼ ins. thick, broad shoulders gradually tapering and stump-rooted at the lower end. Flesh deep orange with distinct core.

#### RED CORED CHANTENAY

**72 Days**—An improved Chantenay with interior color a rich red-orange throughout. A fine strain for the market gardener. Roots are a darker more attractive color; same size and shape as the Chantenay. Flesh reddish orange with an indistinct core of nearly the same color as the flesh, fine grained, tender and sweet.

#### OXHEART OR GUERANDE

**72 Days**—A very excellent variety on heavy soils too hard or stiff for longer growing sorts. Roots bright orange, broad, blunt, heart-shaped, 4 to 5 ins. long, 2½ ins. thick. Flesh deep orange, small tops, easily harvested. Most tasty eaten young.

## Stock Feeding Carrots

Carrots make an excellent feed for horses and dairy cattle used with corn and fodder. They are highly nutritious and will keep the stock in good condition.


#### LARGE WHITE BELGIAN

**100 Days**—The finest carrot for stock feeding. A heavy yielder. Roots 12 ins. long, 3 to 4 ins. thick at top, tapering slightly downward. Flesh white with tinge of cream.

#### YELLOW BELGIAN

**100 Days**—Same characteristics as White Belgian except the flesh is light yellow to lemon yellow.

# Cauliflower



Early Snowball  
Cauliflower

*1 Oz. Will Produce 2,000 Plants*

**Culture**—Grow the same as Cabbage, being sure to have a deep rich soil, well drained and an abundance of moisture. For an early crop sow seed  $\frac{1}{2}$  in. deep in the hot bed in January or February and set out early when frost is out of the ground, placing plants  $1\frac{1}{2}$  to 2 ft. apart in  $2\frac{1}{2}$  ft. rows. For a fall crop sow seed June first and transplant about July 15th. After the head reaches a diameter of 4 ins. gather the leaves together loosely and tie them at the top to blanch heads and prevent injury from sunlight.

## EARLY SNOWBALL

**55 Days from Plants**—Snowball is without a doubt, the best and most widely used for market and home growing. Extra early and a dependable header, well adapted to forcing or Winter use. Plants dwarf in growth, compact in habit which allows for closer planting. Heads are large, 6 to 8 ins. across, beautifully formed, solid, pure white and of finest quality.

## SNOWDRIFT

**57 Days from Plants**—Noted for its extremely white heads which are large, deep and have a fine, tight curd. The plants are sturdy and their large leaves cover the head exceptionally well. Head slightly larger than Snowball.

## AUTUMN GIANT

**90 Days from Plants**—A valuable and distinct late variety produces immense compact white heads, 8 to 10 ins. in diameter. Like all late varieties, it is recommended for fall crop only and in regions where cauliflower is sure to thrive.

## Celeriac Turnip Rooted Celery

*1 Oz. Will Produce 6,000 Plants*

### GIANT PRAGUE

**120 Days**—This vegetable is grown exclusively for its roots which are turnip-shaped; very smooth and tender, good winter keeper. Culture is the same as celery except it does not require blanching, the tops being of no use except for flavoring. Boiled and prepared as a salad, it has a rich celery flavor. Also used in soups, stews and raw salads.

# Celery

*1 Oz. for 6,000 Plants; 4 Lbs. per Acre*

**Culture**—As soon as the ground is workable, sow  $\frac{1}{4}$  in. deep in open seed beds richly prepared and finely pulverized.

Celery seed germinates slowly and will sprout at low temperatures, but it needs constant and abundant moisture. Thin seedlings to an inch apart and trim tops before transplanting so as to have nice stocky plants. Transplant June or July, using rich well-manured soil and plant in rows 3 to 4 ft. apart and 6 ins. apart in the row. Firm the soil around the young roots, keep free from weeds and provide liberal water in dry weather throughout the growing season. To blanch, earth up gradually in the Fall, taking care that no earth falls into the hearts and never hoe while wet, as it will cause rust. Repeat until only the tops can be seen. Boards, celery paper or paper cylinders are other methods of blanching the stalks.

## WONDERFUL OR GOLDEN PLUME

**110 Days**—As the name applies, this is a really wonderful celery with unquestionable merit in quality, flavor, sweetness and size. The ideal variety for home and market garden planting. Very profitable for nearby markets and a perfect shipper to distant markets. It grows well on muck and upland and is absolutely the earliest celery grown. Plants medium height with compact, full heart. Stalks solid, thick and broad, free from strings and blanches readily to golden yellow.

## GIANT PASCAL

**135 Days**—Considered by many the late standard variety for Winter use. Plants large, stocky with rich dark green leaves. Stalks long, thick and solid, tender, brittle and a very rich nutty flavor. The stalks are green, but after earthing up they become an attractive creamy white. It is a perfect Winter keeper.

## WINTER QUEEN

**120 Days**—A long keeping winter celery. Stalks pale green, broad solid and crisp, blanching readily to a creamy white.

# Celery

## EMPEROR OR FORDHOOK

**130 Days**—One of the finest and largest Winter varieties for home garden and nearby markets. Plants dwarf, stocky and much easier to blanch than the taller growing varieties. Foliage dark green, resistant to disease and insect attacks. Stalks smooth, solid, thick and broad. They blanch from a dark green color to a beautiful silvery white with a tender full heart in the center. It has a distinct rich flavor, always crisp, juicy and without strings.

## GOLDEN SELF-BLANCHING

**118 Days**—This is the American-grown seed produced from the dwarf French-grown stock. It is a big hearted type. The plants develop crisp, tender stalks of rich, golden yellow color. It requires little blanching. 26 to 30 inches tall.

## EASY BLANCHING

**125 Days**—A very special strain of Easy Blanching. A second early, desirable for home and market gardeners. The longest keeping variety grown, excelling in this respect every other sort. Plants vigorous and compact in habit of growth, blanching early and quickly to an attractive white. Stalks are taller than Golden Self-Blanching; thick, solid, tender, brittle and a rich nutty flavor.

## WHITE PLUME

**112 Days**—Very early and the most easily blanched of all celeries, highly valuable to home and market gardeners. Not recommended as a long keeper, but is best right after digging. It is a favorite with customers because of its crisp, tender and desirable eating qualities. The stalks and portions of its inner leaves and heart are white so that by drawing the soil up against the plant and pressing together with the hands, the work of blanching is complete without the necessity of banking or earthing up.

## Corn Salad

*¼ lb. per 100 Ft.*

**45 Days**—A very distinct salad served like lettuce. Leaves oval of grey-green.

**Culture**—Sow early in the spring ½ in. deep in rows a foot apart and thin to 3 ins. apart in row. The leaves should be picked, not cut, and are ready in 6 weeks.

## Chives

A hardy perennial plant of the onion family. The leaves have a mild onion flavor and are used in salads and for flavoring soups and stews.

## Chervil

### CURLED

**60 Days**—The leaves are a bright green, finely cut and curled, giving the appearance similar to parsley. Aromatic and pungent; used for garnishing and seasoning. Sow seed in spring or late summer as plant does not thrive under hot weather conditions.



Emperor or  
Fordhook  
Celery

# Chicory

*½ Oz. per 100 Ft.; 4 Lbs. per Acre*

## WITLOOF OR FRENCH ENDIVE

**110 Days**—This European delicacy has become very popular for Winter salads. The tender stalks make a delicious salad served like endive or cos lettuce.

**Culture**—Sow the seed in Spring and grow the roots like parsnips. Lift in the Fall, cut off tops within an inch of the crown and trim the roots to a uniform length of 9 ins. They are then replanted closely together in boxes and covered with sand or soil. Water once a week and keep in a warm room or cellar. The new leaf growth forms a compact head, similar in shape to cos lettuce. The leaves and heart bleach like celery.

## LARGE ROOTED MAGDEBURG

**100 Days**—The roots when matured are dried and used as a substitute for coffee or for flavoring same. They can also be boiled and served like parsnips. The young leaves are sometimes used for salad.

**Culture**—Sow seed ½ in. deep early in the Spring in light, moderately rich soil in rows 2 to 2½ ft. apart and thin to 3 ins. apart in row.

## ASPARAGUS OR CICORIA CATALOGNA

The greens of this variety of chicory are relished by Italians, commonly known as Italian Dandelion. The young leaves and seed stalk are edible, tender and of dandelion flavor.



# Collards

1 Oz. for 2,000 Plants; 4 Ozs. per Acre

The collard is better known in the South where it originated and where it is cultivated very extensively for "greens." It is well adapted to that country and is always a sure crop. It is a species of cabbage producing a mass of leaves and a loose head. The leaves are stripped off and used as they form. The plant continues growing and finally heads. It is hardier and easier to grow than cabbage.

**Culture**—From Spring to Fall sow the seed  $\frac{1}{2}$  in. deep in rows, transplanting  $1\frac{1}{2}$  to 2 ft. apart in  $2\frac{1}{2}$  ft. rows; or sow where the plants are to remain and when well started thin out. Cultivate like cabbage. The crop is much improved by a touch of frost.

## CABBAGE OR HEADING

**80 Days**—An improved type producing compact plants  $1\frac{1}{2}$  to 2 ft. high with large clusters of loose leaves forming a small head, which can be left on the plants all winter and used as needed. Flavor is fine.

## GEORGIA OR SOUTHERN

**80 Days**—This variety grows 2 to 3 ft. high and forms a cluster of large, thick, tender leaves. Withstands heat, cold weather and adverse soil conditions.

# Cress

## CURLED OR PEPPER GRASS

**40 Days**—Small, deep green, curly leaves with a pungent taste. Used for garnishing and as a salad.

**Culture**—Sow in the Spring  $\frac{1}{4}$  in. deep in rows a foot apart, and thin to 3 ins. apart. Frequent sowing should be made, as it quickly turns to seed.

## UPLAND

**60 Days**—Resembles and has the flavor of water cress. It will grow in any good moist soil and produce an abundance of leaves even in dry weather.


## WATER CRESS

**50 Days**—An aquatic plant with long stems and small oval leaves with a delicious pungent flavor. The leaves and stems are highly esteemed for salads or garnishing.

**Culture**—Sow the seed in gravelly, mucky lands along the edges of shallow running streams. Once established, they increase rapidly by root extension and self-sown seed.

# White Sweet Corn

1 Lb. Will Plant 100 Hills or 200 Ft. of Row; 12 Lbs. per Acre



Stowell's Evergreen Sweet Corn

**Culture**—Plant about the middle of May when the ground is warm; otherwise it is likely to rot in cold ground. Prepare the soil deeply and thoroughly before planting, then plant in hills three feet apart each way. Dwarf varieties can be planted closer.

Place a shovelful of manure or a handful of phosphate in each hill, drop 5 or 6 grains to a hill. Cover about 1 in. deep and when up thin out to three of the strongest plants. If planted in rows, have the rows 3 to 4 ft. apart, dropping the seed 6 ins. apart in the row. Thorough cultivation is necessary until the tassels appear.

Delicious tender corn served shortly after picking is one of the home gardener's delight.

## SIXTY DAY EARLY WHITE MARKET

**60 Days**—A profitable variety to use for a first early market or home garden corn. Stalks 4 to 5 ft. Ears tapered 6 to 7 ins. with 10 to 16 rows. Kernels dull white, medium breadth and depth, good flavor and quality.

## WHIPPLE'S EARLY WHITE

**72 Days**—An early white market type grown for a large ear. Stalks  $5\frac{1}{2}$  to  $6\frac{1}{2}$  ft. Ears cylindrical, slightly tapered 6 to  $7\frac{1}{2}$  ins. long, heavy husk with 10 to 16 rows. Kernels white, variable breadth and depth, good quality.

## HOWLING MOB

**85 Days**—A fine second early corn, delicious in flavor. It grows 6 to 7 ft.; prolific, producing two ears to the stalk. Ears large, 12 to 16 rowed, 7 to 8 ins. long, thick butts and strong husks. Kernels clear white and plump.

## EARLY EVERGREEN

**90 Days**—This variety resembles the Stowell's Evergreen, but is 5 to 10 days earlier. It is a splendid sort for the home and is grown extensively for market. Kernels deep, ivory-white, sweet and tender.

## BLACK MEXICAN

**88 Days**—This variety when young, cooks white, but the dry seed is a bluish-black. It is unsurpassed for delicious sweetness and fine quality. Stalks 6 ft. Ears 8-rowed, 7 to  $7\frac{1}{2}$  ins. long.

## STOWELL'S EVERGREEN

**95 Days**—This is the most popular and reliable of all varieties. Although not an early sort, it is considered the standard for table use. Used extensively for home, market garden and canning. Stalks very sturdy, 8 to 10 ft. Ears  $2\frac{1}{2}$  ins. thick, 8 to  $9\frac{1}{2}$  ins. long, 16 to 20 rowed with kernels white, deep, medium in width, sweet and tender. This good old reliable variety has been grown for a century. Our stock is carefully grown and selected to avoid the tendency to a shorter grain and deterioration of the evergreen character of this best of all late sorts.

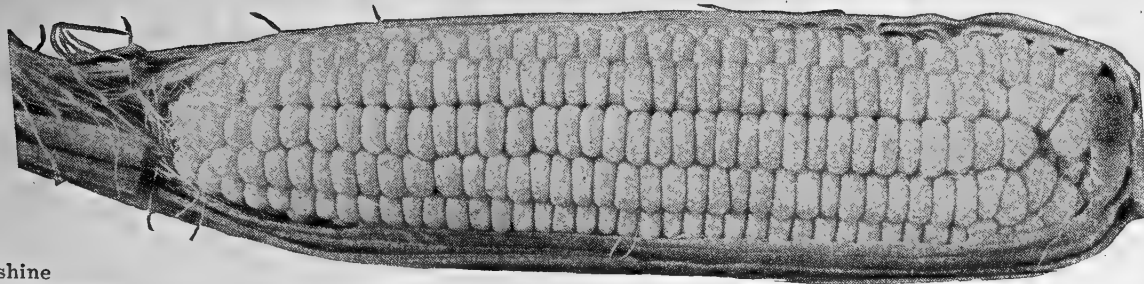
## COUNTRY GENTLEMAN OR SHOE PEG

**93 Days**—This delicious and popular late variety is especially recommended for canning and the home garden. No variety equals it for sweetness or delicacy of flavor. Stalks 7 to 8 ft.; often with two ears. Ears 7 to 8 ins. long set with deep, narrow, pure white kernels irregularly arranged on the cob.

## MONEY MAKER

**100 Days**—Late, consequently demands early planting. Grains large, broad and shallow, set close on the ear, averaging 8 to 12 rows on the ear. Produces never less than two attractive ears to the stalks, generally three, sometimes four and therefore well named. Height of stalk 7 to  $7\frac{1}{2}$  ft. The ears remain in milky condition longer than any other variety. Tender and honey-sweet.

# Yellow Sweet Corn



Golden  
Sunshine  
Sweet Corn

## GOLDEN BANTAM

**80 Days**—The most popular and best known of all the yellow sugar corns and has made a reputation for its earliness and delicious quality. It is used extensively for home gardeners, truckers and canners. Stalks dwarf, 4½ to 5 ft. Ears 6 to 7 ins. long, uniformly 8-rowed. Kernels broad, tender, sweet and fine flavor. Many varieties of yellow corn have been bred since the introduction of Golden Bantam, but many customers still believe that this variety surpasses all in sweetness and distinct buttery flavor.

## GOLDEN EARLY MARKET

**57 to 60 Days**—Especially desirable for the early gardener. In size and flavor it is equal to the Golden Bantam. Stalks 3 ft. Ears slightly pointed 6 to 7 ins. long with 10 to 12 rows of golden kernels; tender, sweet and delicious.

## IMPROVED GOLDEN BANTAM

**88 Days**—An excellent mid-season variety having the same delicious flavor of Golden Bantam but with longer ears and 10 to 14 rows of deeper kernels. Stalks 6 ft. Ears mostly cylindrical, 7 ins. long. Kernels medium to dark yellow.

## GOLDEN SUNSHINE

**76 Days**—An early variety popular for market gardeners and a good home garden sugar corn 3 to 4 days earlier than Golden Bantam. Ears 6 to 7 ins. long with 10 to 12 rows of bright golden kernels; tender, sweet and delicious.

## WHIPPLE'S EARLY YELLOW

**84 Days**—A large eared second early variety for home and particularly profitable for the market gardeners, Stalks 6½ ft. Ears 7 to 8 ins. set with 12 to 14 rows of golden yellow, fairly, deep, sweet kernels.

## GOLDEN GIANT

**88 Days**—A mid-season variety. Well liked and much in demand for home and market garden planting. Stalks 7 ft. Ears rather thick at the butt, 12 to 16 rowed, 8 ins. long. Kernels deep creamy yellow, flavor rich and delicious.

## BANTAM EVERGREEN

**89 Days**—A cross between the Stowell's Evergreen and Golden Bantam, producing a medium late type that combines the size of the Evergreen ear with the rich golden yellow and delicious quality of the Bantam. Stalk 7 to 8 ft. Ears 14 to 18 rowed, 8 ins. long.

## Pop Corn

### WHITE RICE

**110 Days**—Pearly white kernels popping a pure white. Stalks 5 ft. Ears 6 ins.

### JAPANESE HULLESS

**95 Days**—Ears chunky and without row formation; kernels white, pointed, narrow, pop to large snowy white.

### GOLDEN QUEEN

**115 Days**—Golden yellow kernels popping a creamy white. Stalks 5 ft. Ears 6 ins.

### SOUTH AMERICAN GIANT: T.N.T.

**105 Days**—The golden yellow kernels of pearl type are large and creamy white when popped.



Bantam  
Evergreen  
Sweet Corn

## Garden Corn for Roasting Ears

### TRUCKER'S FAVORITE

**75 Days**—This is the favorite garden corn for roasting ears in the South. It can be planted very early or late with good results. Stalks 7 ft. producing excellent foliage for early fodder. Ears 10 ins. long with 12 to 16 rows of white kernels, sweet and tender.

### IDEAL OR LARGE EARLY ADAMS

**75 Days**—Very hardy for early planting and much used in the South. Stalks 6 ft. Ears thick, 8 ins. long, 12 to 14 rowed. Kernels white, sweet and tender if eaten young.


### EXTRA EARLY ADAMS

**70 Days**—Resembles Ideal except it is smaller and earlier.

### BLAND'S EXTRA EARLY

#### Perkins Early Market or First Early Table

**68 Days**—Those who follow trucking for market should not overlook planting this profitable early money maker. Although not a true sweet corn, it is remarkably sweet and has the advantage of hardiness. It can be planted earlier than any other variety with perfect safety. Ears 8 ins. long with 8 to 10 rows of medium deep, pearly white kernels.



Golden Cross Bantam Hybrid Corn

# Yellow Hybrid Sweet Corn

*Disease and Wind Resistant—High Yielding—Sweeter*

Improved breeding methods have made possible Hybrids which are substantially superior to the standard open pollinated varieties and are highly resistant to wilt.

## SIXTY DAY EARLY YELLOW

**60 to 64 Days**—The earliest and sweetest variety we know. Our choice for the early home garden as well as a profitable market garden variety. A better quality ear than open pollinated 60 Day Yellow and the yield is twice as large. Heavy stalks 5 ft. Ears 7 ins., uniform, well filled with 12 to 14 rows of light yellow kernels.

## MARCROSS 13.6

**70 Days**—An extra early hybrid for the market gardener. Stalks 4½ ft. Ears 6½ ins. long with 12 to 14 rows of medium yellow kernels.

## SPANCROSS

**70 Days**—One of the best first early hybrids. Highly resistant to bacterial wilt. Well tipped small ears of 10-12 rows; kernels golden yellow, sweet, and tender. Stalks 6 ft. Ears 8 to 9 ins.

## IOCHIEF

**93 Days**—All American Winner. "Iochief" (pronounced I-O-Chief) is the only sweet corn hybrid ever to win the Gold Medal in the All America selections. It has deep kernels and the ability to hold in the edible stage for a long period. An abundant yielder either in drouth or wet years. Stalks 7 ft. Ears 8 to 9 ins. long, with 16 to 18 rows of golden yellow kernels.

## GOLDEN CROSS BANTAM

**86 Days**—This is the most popular of all the hybrid corns and continues to be our largest seller. A midseason variety about a week later than Golden Bantam. Excellent for home and market gardeners and well adapted to Canner's use. Stalks 6 ft. Ears very uniform, 8 to 9 ins. long, with 10 to 14 rows of light yellow kernels filled with delicious, sweet pulp.

## LINCOLN

**83 Days**—All America Winner. An attractive midseason variety. Stalks 6 ft. Ears 8 ins. long, tapering with 12 to 16 rows of bright golden kernels of good flavor and quality.

## WHIPCROSS 39

**84 Days**—Superior to Whipples, producing a greater yield. Well adapted to sandy soils and developed particularly for market garden use. Stalks 7 ft. Ears 7 ins. long with 10 to 14 rows of golden yellow kernels.

## IOANA

**87 Days**—All America Winner. A very productive main crop strain. Stalks 6½ ft. Ears 8 ins. long, 12 to 14 rowed, cylindrical, filled with medium narrow light yellow kernels of fine quality.

## White Hybrid

### EVERGREEN 14 x 13

**95 Days**—The most widely used sugar corn on the white corn market is Stowell's Evergreen. The same type can now be had in the high yielding hybrid. More advantageous to the grower, is the increased uniformity of maturity and type, having good corn on every ear. Stalks 9 ft. Ears 8 to 9 ins. long with 14 to 18 rows of pure white, delicious kernels.

# Field Corn

*15 Lbs. Will Plant 1 Acre*

## GOLDEN DENT

**110 Days**—The standard yellow corn, popular in all localities. Stalks 9 to 10 ft. with excellent foliage for fodder. Ears 8 to 10 ins., 14 to 18 rows of deep grains on a red cob.

## EARLY LEAMING

**100 Days**—The earliest Yellow Dent Corn. Stalks 9 ft. Ears 9 ins., 14 to 18 rows, of deep grains on a red cob.

## LANCASTER COUNTY SURE CROP

**110 Days**—A heavy yielder of reddish yellow colored grains with plenty of foliage. Stalks 9 to 10 ft. Ears long and slim, 11 to 12 ins., rows 12 to 14 on a red cob.

## PENNA. EARLY YELLOW 8 ROWED

**90 Days**—A flint corn, valuable for late planting. Stalks 8 ft. Ears 12 ins., 8 rows of hard, rich, amber kernels on a white cob.

## U. S. NO. 13 HYBRID

**115 Days**—A high yielding variety and a good silage producer. Stalks 12 ft., ears 12 ins., 20 rows of deep, yellow grains.

## SNOWFLAKE


**110 Days**—The best white variety. Delicious roasting ears ready in 63 days. Stalks 10 ft. Ears 12 ins., 16 to 18 rows of deep grains.

## WHITE ENSILAGE

**110 Days**—Stalks tall and leafy with an enormous growth of fodder. Ears 10 ins., 14 rows.

## HICKORY KING

**115 Days**—A good corn for poor land. Stalks 9 ft. Ears 10 ins., 8 rowed, large, broad, deep grain.



Golden Dent Field Corn



# Cucumbers

## WHITE SPINED VARIETIES

1 Oz for 50 Hills; 2 lbs. per Acre

**Culture**—The cucumber delights in rich, light sandy or loamy soil. Delay planting until the weather becomes warm. Drop 10 to 12 seeds per raised hill, ½ in. deep, 4 to 5 ft. apart each way. When the plants begin to crowd and danger from the striped beetle is over, thin to three of the strongest plants per hill. Dust the plants as soon as they form leaves, with land plaster, tobacco dust, or slug shot to protect them from bugs. Give frequent but shallow cultivation up to the time they begin to run. For a succession plant at intervals up to July. They are usually planted during mid-summer for 2 to 3 in. pickles. The cucumber should be gathered when large enough to use; for if left to ripen, the plant stops bearing. Cut the stem instead of pulling the fruit to avoid injuring vine or fruit.

### A. & C.

**60 Days**—A dependable cucumber that has met the approval of shippers to distant or local markets. The vines are robust, producing an abundance of fancy fruits of a vivid dark green, which color it retains almost to full size. Fruit 10 ins. long, 2½ ins. thick; straight and slender, slightly tapered at both ends.

### IMPROVED EARLY WHITE SPINE

**60 Days**—One of the earliest and best known sorts used extensively for the home garden. Vines are vigorous and produce an abundance of attractive fruits, slightly tapered, semi-blunt ended, bright medium green 8 to 9 ins. long, 2½ ins. thick. Flesh crisp and tender.

### CUBIT

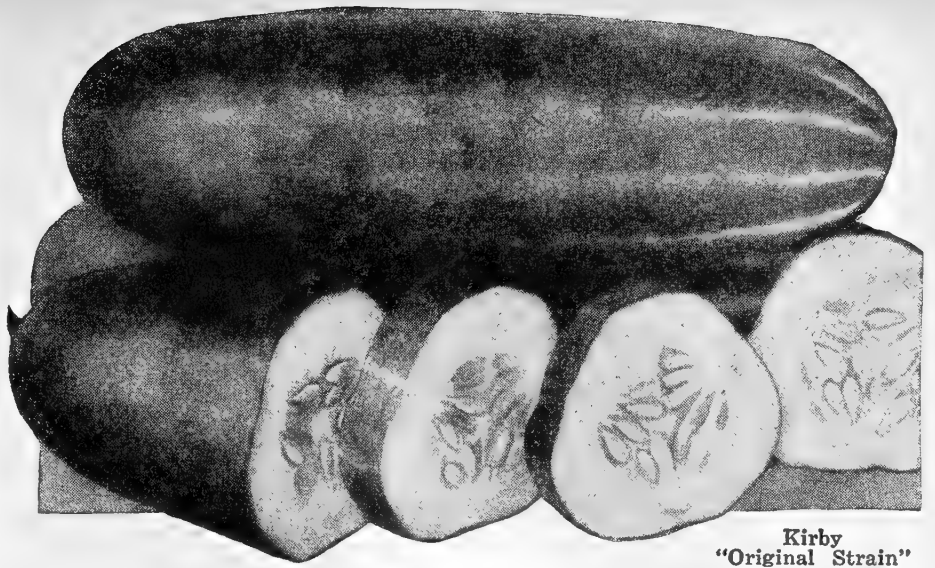
**60 Days**—All-America Winner. A valuable variety for market and shipping. The shiny, dark green color covers the entire fruit and it will hold its firm, fresh looking appearance for a long time. A smooth cylindrical, straight variety with bluntly rounded ends, 8 ins. long, 2½ ins. thick. Exceptionally small seed cavity. Flesh smooth, and crisp.

### MARKETER

**65 Days**—If you want extra fancy slicers for market try Marketer, the new streamlined cucumber. Fruits smooth, slender, dark green, 8 ins. long, 2½ ins. thick, straight and tapered.

### WHITE WONDER

**60 Days**—Fruits are white at all stages of growth, 7 ins. long, 2½ ins. thick and chunky.



Kirby  
"Original Strain"  
Cucumber

*Kirby Trade Mark is registered in the U. S. Patent Office and is sold exclusively in Cartons.*

## KIRBY "ORIGINAL STRAIN" CUCUMBER

**60 Days**—This is the strain now being used by a great many packers of pickles and relishes. It is a heavy producer, about 7 in. long, and has the property of retaining the color during processing, which is so essential for putting up an attractive pack. Its cylindrical fruit is very adaptable for packing, as it fills the containers to better advantage than other types. It is an early white spine variety with excellent shipping qualities. The color is dark green from end to end.

## KIRBY CUCUMBER—SPECIAL LONG STRAIN

**68 days**—Supplanting other long type cucumbers, as it is a week to ten days earlier than many varieties and long enough for all purposes. The Kirby Cucumber Special Long Strain is 8 ins. long. It has all the good qualities of the original strain and is longer.

## STAYS GREEN OR BLACK DIAMOND

**60 Days**—The earliest strain of White Spine that will stay green and hold its dark color and firmness for a long period after shipping. It is very popular with truckers and commercial growers, especially in the South, as it is less affected by the hot sun than any other sort. Fruits a very dark green from stem to blossom end, shape symmetrical, nearly square ended, 6 to 8 ins. long, 2¾ ins. thick, very uniform and bears a tremendous crop.

## STRAIGHT-8

**62 Days**—A variety having the characteristics that make it an ideal shipping variety. Also equally desirable for the home or local market gardener. The vines produce a heavy crop of uniform fruit deep green in color, 8 ins. long, 2 ins. thick, which thickness is equal throughout. Very straight, well rounded at the ends. The color holds and it makes an attractive cucumber in any market. The shape of the fruit is just right for slicing.

## LONGFELLOW

**70 Days**—An attractive, exceptionally long green cucumber. An ideal slicing variety for the private garden as well as the trucker and shipper. Fruits, a dark green which color holds well, 12 to 15 ins. long, 2½ ins. thick, uniform, straight and very crisp, tasty flesh.

## DAVIS PERFECT

**65 Days**—An outstanding and dependable variety for the home, market gardener and shipper. The vines are healthy and vigorous, bearing smooth, glossy dark green fruits 9 to 10 ins. long, 2½ ins. thick and tapered at both ends. Flesh crisp and solid, very few seeds and its apparent freshness remains a long time after being cut.


## EARLY FORTUNE

**64 Days**—This is a splendid variety for general use and shipping. Fruits a rich green, color holds for many days after picking. 8 ins. long, 2½ ins. thick, slightly tapered and uniform in shape. Flesh firm and crisp.

# Pickling Cucumbers

**BLACK SPINED VARIETIES**  
*May also be used for slicing, except Gherkin*

Improved Long Green  
Cucumber



## IMPROVED LONG GREEN

**70 Days**—The standard cucumber for either slicing or pickling is the Long Green, the favorite variety for home garden. A very heavy cropper and hardy. The small pickles are all well shaped. While in the slicing stage, the fruits are very attractive, 10 to 12 ins. long, 2½ ins. thick, straight and slightly tapered, with few seeds. The skin is deep green; flesh very white, crisp and tasty.

## NATIONAL PICKLE

**56 Days**—A heavy yielder very valuable for the production of small pickles and popular with the pickle industry. Fruits dark green, 5½ ins. long, 2½ ins. thick and rather blocky in form.

## BOSTON PICKLE OR GREEN PROLIFIC

**58 Days**—A splendid pickler reselected with great care. Early and a prolific bearer. Fruits bright green, 6 ins. long, 2½ ins. thick, smooth and slightly tapered with blunt ends. An excellent pickling variety.

## JERSEY PICKLE

**55 Days**—This standard pickling variety produces smooth fruit uniform in size, shape and color. A deep medium green, 6 ins. long, 2½ ins. thick, with tapering ends. Flesh crisp and tender at all stages.

## EARLY CLUSTER

**55 Days**—Prolific and early, producing small fruits in clusters. Pale green in color, black spined, 5½ to 6 ins. long, 2½ ins. thick; chunky, uniform and very tasty.

## EVERBEARING

**55 Days**—Small, very early, enormously productive and used mostly for pickles. Fruit deep green, 4 to 4½ ins. long, 2 ins. thick and chunky.

## WEST INDIA GHERKIN OR BURR

**60 Days**—Distinct from cucumber and used for very small pickles. Pick while young and tender and put in salt water until required for pickling. Fruits pale green, covered with prickly spines, oval and uniform, 1½ ins. long.

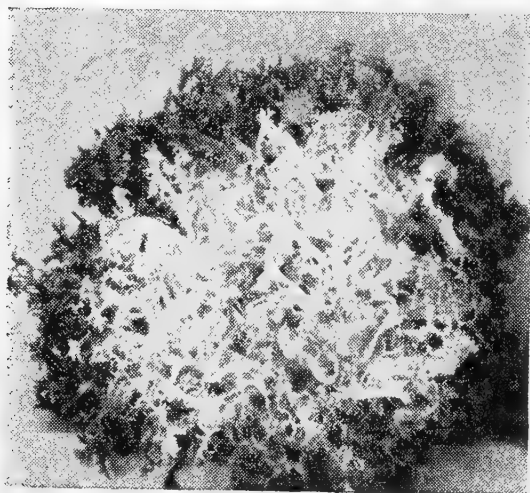
# Dandelion

*1 Oz. per 100 Ft.; 5 lbs. per Acre*

**Culture**—Seed planted in July and allowed to winter over will yield an early crop of tender leaves the following Spring. Can also be sown in the Spring. Sow in rich soil in drills 12 to 18 ins. apart. Thin to 8 ins. in the rows and cultivate well.

## IMPROVED THICK LEAVED

**60 Days**—The most profitable variety to grow. The plant is compact and upright, forming a rosette of large, broad, thick leaves 20 ins. across, dark green in color and easily blanched.



Green Curled Endive

# Endive

*½ Oz. per 100 Ft.; 4 lbs. per Acre*

A very wholesome vegetable which can be used as a salad, a garnish or boiled for greens or as a flavor for soups.

**Culture**—For an early supply sow April 15th; for main crop, from the beginning to the middle of Summer. Plant the seed ½ in. deep in rows 18 ins. apart and when well started thin the plants to 8 to 12 ins. apart. When the leaves are 8 ins. long they are ready for blanching. Select a dry day, gather the outer leaves in the hand and tie closely together over the center. Excluding the light makes the inside leaves crisp, tender, tasty and white. In 3 to 4 weeks they will be blanched ready for use.

## GREEN CURLED

**95 Days**—The most popular variety 16 to 18 ins. in diameter, finely cut, feathery leaves, rich green in color which blanch a creamy white. Fine for Fall and Winter use.

## FULL HEART BATAVIAN OR ESCAROLLE

**90 Days**—A favorite variety 16 ins. in diameter with broad leaves, twisted and waved, of a bright green color. Forms a very compact heart which blanches to creamy white.



Black Beauty Egg Plant

## Fennel or Finocchio

1 Oz. per 100 Ft.; 4 lbs. per Acre

**Culture**—Sow in June or July  $\frac{1}{2}$  in. deep in rows 18 ins. apart and thin to 6 ins. in the row. The plant should be earthed up when half grown in order to blanch it. Cultivate like celery.

### FLORENCE (or Italian)

110 Days—The stalks, resembling celery, form a bulb at the base. Eat the stalks the same as celery or as a salad, sliced raw, or served boiled with a cream dressing. Plants grow 36 ins. high, branching habit with dense feathery foliage.

## Kohl Rabi

$\frac{1}{2}$  Oz. per 100 Ft.; 4 lbs. per Acre

This plant forms a turnip-shaped bulb above the ground on a cabbage-like root. Use when the bulbs are young and tender. Remove the outer skin before boiling and prepare the same way as turnips.

**Culture**—Plant in early Spring and at intervals of 10 days for a succession until hot weather. Sow in light rich soil,  $\frac{1}{2}$  in. deep in rows 18 ins. apart. When established, thin to 3 to 6 ins. in the row. Cultivate like cabbage.

### EARLY WHITE VIENNA

55 to 60 Days—Plants dwarf, short-leaved with slender stems. Bulbs 2 to 3 ins. in diameter, globular, very light green. Flesh white, tender and crisp.

### EARLY PURPLE VIENNA

60 Days—Leaves dark green, stained purple. Bulbs purple with white flesh, very mild, crisp and tender.

# Egg Plant

1 Oz. for 1,000 Plants; 4 Ozs. per Acre

**Culture**—Egg Plant seed germinates slowly and requires a higher temperature than any other vegetable. Sow the seed early in the Spring  $\frac{1}{2}$  in. deep in prepared soil, using a hot bed or a seed pan placed indoors at a sunny window. To produce strong, healthy plants, transplant when 2 to 3 ins. high in small pots and plunge them in a frame admitting fresh air in mild weather. Cover the frame at night, providing adequate protection against frost. For best results the plants require continuous warm temperature without any checking in growth. Set out in the open ground the middle of May, if the ground is warm, 2 ft. apart in rows  $2\frac{1}{2}$  to 3 ft. apart. They thrive and produce the best fruit planted in rich, loamy soil. Cultivate frequently, keeping the soil loose and fine.

The plants are often injured by insect pests and blight. Control by spraying with Nicotine Pyrox.

### BLACK BEAUTY

81 Days from plants—The most popular home garden sort and the earliest of the large fruited varieties, very desirable for early markets, retaining its color and quality a long time. Plants low and bushy, spineless, with 4 to 5 fruits. The large egg-shaped fruits are smooth and a very attractive rich, purplish-black.

### EARLY LONG PURPLE

78 Days from plants—The earliest and most productive of all. Fruits dark purple, oval in shape, 7 to 8 ins. long,  $2\frac{1}{2}$  to 3 ins. thick.

### IMPROVED LARGE PURPLE

83 Days from plants—Our perfected variety producing the largest fruits in great quantities, is recommended for home market garden. The spreading, spineless plants bear 6 to 8 fruits. The broad, oval fruits are a handsome, glossy, black-purple, slightly larger than Black Beauty.

### FLORIDA HIGH BUSH

85 Days from plants—A very vigorous, disease and drought-resistant variety tall and upright in growth, bearing the fruit well off the ground. Plants spineless; fruits purple and slightly longer than thick in shape.

# Kale or Borecole

$\frac{1}{2}$  Oz. per 100 Ft.; 3 lbs. per Acre

This vegetable produces excellent "greens" for Spring and Winter. The leaves are boiled the same as spinach. It is the hardiest of all Winter greens, frost improving the quality rather than injuring it.

**Culture**—Kale will succeed in almost any soil. Sow April to June,  $\frac{1}{2}$  in. deep in rows 24 ins. apart and for large plants thin to 18 ins. apart in the row. For Spring use, sow in August or September, as it will winter over if protected by a light covering of hay. Cultivate like cabbage.

### DWARF GREEN SCOTCH


55 Days—Our strain of this popular variety is exceptionally fine. Plants low, 9 to 12 ins. high, with wide spreading, deeply curled bright deep green leaves hugging the ground. A hardy and attractive sort.

### DWARF SIBERIAN

65 Days—A hardy, vigorous, spreading variety of dwarf habit 12 to 16 ins. tall. Leaves large and heavy in texture, plain at center with edges curled. Color deep bluish green.

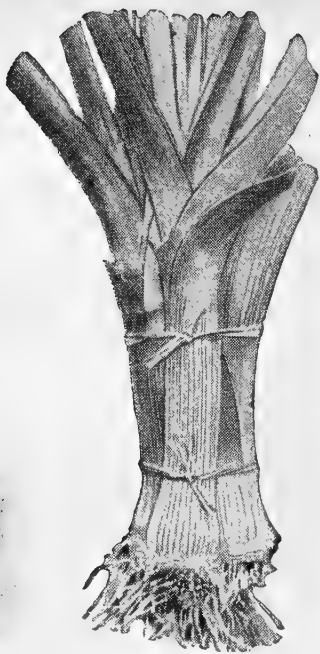
### DWARF BLUE SCOTCH

55 Days—This improved strain has the same characteristics as the Green Curled Scotch but is hardier and very dark blue-green in color. It will stand over the Winter in any locality where the temperature does not go below zero.



Dwarf Green Curled Scotch Kale





Mammoth Leek

## Romaine or Cos Lettuce

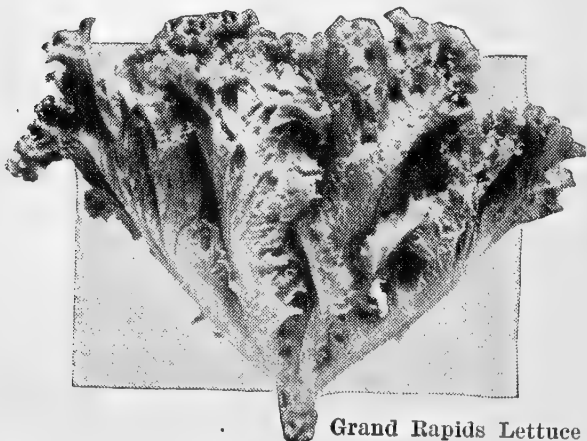
**Culture**—A distinct type of lettuce with torpedo shaped heads, upright and having long narrow, spoon-shaped leaves, brittle and distinctively mild in flavor. Sown at the same time and manner as head lettuce, it does not require as much room in the row. 6 to 8 ins. is sufficient.

### WHITE PARIS COS

**65 Days**—The best known and most popular Cos variety for home and market gardens. A medium large lettuce with long and narrow, smooth concave leaves forming a well-folded head of fine quality. Head compact, 8 in. tall, elongated, with inside leaves bleaching a greenish white. Crisp as celery, sweet, tender and of excellent flavor.

### DARK GREEN COS

**65 Days**—Same characteristics as the White Paris with the outside leaves a darker green color. It folds well, forming a good firm head and when fully blanched the leaves are light green with mid ribs as white as the heart.



Grand Rapids Lettuce

## Leek 1 Oz. per 100 Ft.; 5 lbs. per Acre

This species of the onion family has a mild, sweet flavor and is often used for green onions in the Fall and Winter. The long thick, blanched stem is boiled and served with a butter or cream dressing. Also used for flavoring soups and stews.

**Culture**—Use rich soil and sow early in the Spring  $\frac{1}{2}$  in. deep in rows 18 ins. apart and thin to 2 to 3 ins. in the row. Cultivate and draw the earth to them as they grow. This gradual earthing up will make very white and tender leeks. Transplant Fall sown seed in the Spring.

### MAMMOTH OR LARGE AMERICAN FLAG

**85 Days**—An extra large, vigorous variety, mild and tender in flavor. Stems 10 ins. long,  $1\frac{1}{2}$  ins. thick; leaves large, broad and dark green.

### MONSTROUS CARENTAN

**85 Days**—A giant variety, hardy, prolific and desirable for Fall use. Stems 8 to 10 ins. long, 2 to 3 ins. thick, leaves very dark green. Attractive in appearance; mild and tender.

## Loose Leaf Lettuce

**Culture**—Leaf lettuce thrives on any good garden soil and is edible before the heading varieties are available. They produce a loose head of heavily curled and crumpled leaves, brittle, tasty and tender. Sow the same as head lettuce, but thin to an inch in the row, and when large enough for salad continue to thin as used. The tender soft leaves at this stage are delicious.

### GRAND RAPIDS

**50 Days**—A very popular non-heading variety for greenhouse forcing or outdoors early in the season. Plants are large, compact and upright, forming a cluster of light green leaves, broad, wavy, fringed and very curly. It is handsome in appearance, very desirable for garnishing and the tasty eating quality of the soft leaf is sweet and tender. Seed black.

### EARLY CURLED SIMPSON

**50 Days**—Also known as Silesia. One of the oldest known and most generally used varieties for home gardens. Plants are early, hardy and quick growing; non-heading, forming a tight bunch of broad yellowish-green leaves crumpled and frilled on the edges. Crisp, sweet and very tender.

### BLACK SEEDED CURLED SIMPSON

**50 Days**—Our big seller in Pennsylvania. It grows quickly, is early, hardy, crisp, tender and deliciously flavored. The plant is large and compact with broad yellowish-green leaves crumpled and frilled on the edges.

### EARLY PRIZE HEAD

**50 Days**—The name is misleading for this is a non-heading type. One of the best home garden varieties; early, quick growing and making a lot of good eating leaves, sweet and tender. Plants medium, with outside leaves shaded brownish red and inner leaves bright green, broad, frilled and not very curly.

### OAK LEAF

**40 Days**—The leaves are smooth and deeply lobed with the end lobe elongated to resemble the leaf of an oak tree. Plants form a tight bunch of dark green tender leaves. Withstands hot weather without turning bitter.

# Crisp-Head Lettuce

$\frac{1}{2}$  Oz. per 100 Ft.; 3 lbs. per Acre

**Culture** — Head lettuce is most tender and crisp when quickly grown and thus requires a well enriched soil, plenty of moisture, thorough cultivation and cool weather. A check in growth from lack of nourishment or moisture usually prevents heading. Lettuce is quite hardy and can be planted outdoors on the approach of Spring as soon as soil and weather conditions permit. Sow  $\frac{1}{2}$  in. deep in rows 18 ins. apart and thin out to stand 6 to 10 ins. apart in the row. If the larger heads crowd, thin out again and use as required. After the plants have made some growth, a light application of fertilizer such as nitrate of soda will give that vigor necessary to prevent any check in growth.

Lettuce seldom heads well in hot weather. It is best not to plant after May unless special care such as irrigation or artificial shading can be provided. For full use, sowing can again be made in August.

## BLACK SEEDED ICEBERG *Bred to withstand Hot Weather*

**83 Days**—The popularity of this superior strain is increasing rapidly since the outstanding merit to withstand heat during warm weather has not been overlooked by the home or market gardener who has tried this variety. The plants are hardy, rugged and slow to bolt to seed. The thick leaves are well folded producing large frames with solid, hard, well formed heads, medium light green in color. Deliciously crisp and sweet in flavor.

## NEW YORK No. 12

**75 Days**—An early sure heading strain of New York used in shipping and well known in all markets as the standard Iceberg type. It is well adapted to mid-season maturity resisting hot dry weather. Forms a solid cabbage-like head with medium light green leaves slightly curled on the edges. Seed white.

## ICEBERG

**84 Days**—Quite different from the shipping variety, New York, which is commonly called Iceberg by produce shippers and green grocers. A crisp heading late variety very desirable for home garden and for truckers serving local markets. It will not stand long distance shipping. Iceberg is large with wavy, fringed light green leaves tinged with brown at the edges. Heads compact, crumpled, white inside, crisp and sweet. Seed white.

## EARLY HANSON

**80 Days**—A sure header. Heat resisting and fine for Mid-summer planting. Leaves light green, curled and twisted, heavily veined with fringed edges. Heads large, solid, with white tender heart.



Black Seeded Iceberg Lettuce

## GREAT LAKES

**80 Days**—All America Winner. A sure heading summer lettuce of the Iceberg type suitable for all sections and all seasons. It is remarkably slow to throw a seed head besides being resistant to tip burn. The leaves fold completely over the heads which are solid even before they attain full size. Fine for the home, garden and acclaimed highly by lettuce shippers. Seed white.

## PREMIER GREAT LAKES

**74 Days**—All America Selection. An outstanding strain of lettuce developed by the Pennsylvania State College for smoothness, uniformity and lack of ribbiness. A week earlier than Great Lakes. Heads round, large, solid, compact with fewer outer leaves. Slow bolting and highly resistant to tipburn and heat. Leaves dark green which are folded well over the top to give a high percentage of heads.

## IMPERIAL 847

**83 Days**—A California strain resembling other Iceberg types that is now popular with all lettuce growers and shippers in the east and south. Does well at any season of the year, stands hot weather and is resistant to brown blight. Large, crisp heading plants, with smooth, thick, medium light green leaves. Heads round, well folded, firm and hard. When grown on well prepared soil this lettuce will develop heads as good as any Iceberg type grown in the west. Seed black.

## IMPERIAL No. 44

**80 Days**—This excellent header is an Iceberg type that is very adaptable to the lettuce growing sections of the east, especially on muck or peat soils. Produces hard well formed heads, excellent for shipping. Resistant to tipburn and stands hot weather well, slow to bolt to seed. Seed white.



White Boston Lettuce

### BIG BOSTON

75 Days—Always reliable, it produces a quality head attractive for market and home use. Leaves glossy, smooth, wavy at the edge and slightly tinged with reddish brown. Plants are large and vigorous, producing creamy yellow, compact heads of medium size.

## Mustard

1 Oz. per 100 Ft.; 4 lbs. per Acre

The leaves are used as a salad or cooked as spinach and turnip tops. They are pungent, rich in flavor, tender and one of the most healthful and nourishing type of "greens." Tender when the leaves are 5 to 6 ins. long about 5 to 6 weeks after sowing.

**Culture**—Sow seed  $\frac{1}{2}$  in. deep in rows 1 ft. apart and thin to 4 to 6 ins. in the row. Mustard runs to seed quickly, it is advisable to plant very early in the Spring followed by successive plantings every two weeks until hot weather. For Fall use plant the latter part of August.

### SOUTHERN GIANT CURLED

35 Days—This beautiful curled variety is the most popular and used more than any other especially in the South. Vigorous, hardy and good quality. Leaves long and wide, light green with a yellowish tinge, crumpled and frilled on the edges.

### TENDERGREEN OR MUSTARD SPINACH

25 Days—An Oriental type which is very popular. It has a pleasant flavor, more like that of spinach but with a sweet and pungent taste. It is exceedingly early, ready for cutting in 3 to 4 weeks. The plants are slow to seed and resist hot dry weather as well as cold. Upright growth with broad, flat, smooth leaves; spoon-shaped and dark green.

### FLORIDA BROAD LEAF

40 Days—This is a smooth leaf variety growing upright with bright green leaves, broad and thick, with cut edges and white midribs.

### FORDHOOK FANCY OR OSTRICH PLUME

40 Days—A handsome, upright growing, mild variety, slow to bolt seed stalks. Leaves bright green, plume-like, and deeply fringed on the edges.

## Butterhead Lettuce

### WHITE BOSTON

70 Days—Leaves light green without a brown tint, smooth and straight on the edges, forming a closely folded head with golden hearts. Deliciously tender and buttery. An excellent garden lettuce either for forcing or sowing in the open ground early in the season. A very desirable shipping variety for nearby markets.

### SALAMANDER

65 Days—A large, light green, compact head with a white heart. Very tender, crisp, extremely slow to run to seed. One of the best heat resisting Lettuces. Seed black.

### CRISP AS ICE

74 Days—A compact, medium-sized butter-head variety. Yellow interior and a nice flavor. Leaves thick and crumpled; deep green overlaid with bronze. Seed black.

### MAY KING

63 Days—An extra early butter variety for the earliest Spring planting in the open ground and for greenhouse forcing. Rapid in growth and quick heading. Leaves light green, tinged slightly at edges with brown. A quality head; small, compact, golden yellow.

## Mushroom Spawn

Mushrooms can be grown easily in a cellar, shed or greenhouse provided the moisture and temperature are uniform. Full directions in our "Mushroom Culture." Write for a copy, sent free on request.

### LAMBERT'S PURE CULTURE SPAWN

The finest spawn prepared in brick form which produces large creamy white mushrooms of excellent quality. Full cultural directions included with each order.



Southern Giant Curled Mustard





Perkin's Mammoth  
Green Pod Okra

# Okra or Gumbo *2 Ozs. per 100 Ft.; 8 lbs. per Acre*

This tasty vegetable is used throughout the entire country. It is a highly important vegetable in the canning industry, used to give body and impart a tang to soups, tomato catsup and other relishes. For home use boil the young pods the same as you would green beans; serve plain with butter or cut up in soups or stews. Very tender when 2 to 3 ins. long.

**Culture**—Plant the seed late in the Spring, about corn planting time, observing that the ground is warm, for if cold and moist the seeds will invariably rot. Sow 1 in. deep in rows 3 ft. apart and thin to 1½ ft. apart in the row.

## DWARF PROLIFIC LONG GREEN POD

**50 Days**—A very early dwarf variety, strong and vigorous bearing pods in great abundance. Plant 3 ft. with dark green, corrugated, pointed pods, 5 to 6 ins. long, 1¼ ins. in diameter at the bottom. Very tender.

## PERKIN'S MAMMOTH GREEN POD

**60 Days**—This variety is the most productive known, forming enormous sized pods, highly prized by growers and canners. Plant 4 to 5 ft., producing 20 to 30 pods, 7 to 8 ins. long. Deep green in color; thin, slightly ridged, pointed and tender.

## CLEMSON SPINELESS

**60 Days**—All American selection. A spineless strain of the Perkin's Mammoth Long Green.

## WHITE VELVET OR CREOLE

**55 Days**—A distinct variety without ridges, having round smooth pods of a greenish white, covered with a fine fibre resembling velvet. Plants prolific, 3 to 3½ ft., producing pods 6 to 7 ins. long; meaty and tender.

## LOUISIANA CERTIFIED GREEN VELVET

**60 Days**—All America Selection. Heavy yielding spineless Okra. Well adapted to canning, retains green color and shape of rings when sliced. Plants 5 ft., pods 7 ins. long, slender, tapered, slightly fluted and very tender.

## Selected Onion Sets

*2 Qts. per 100 Ft.; 10 Bus. per Acre*

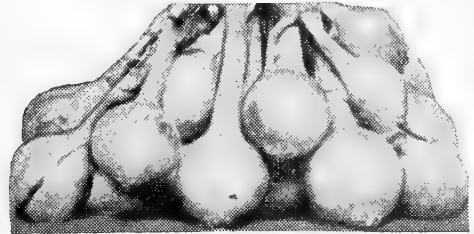
We are extensive growers of Onion Sets, taking great care to plant the very best strain of stock seed.

**Culture**—Plant in the Spring as soon as the ground can be worked, or in the South, set out in either Fall or Spring. The richer the soil, the better. Firm the sets in drills about ½ or an inch deep, 1½ ft. apart and 3 ins. apart in the row, but do not cover them entirely. If desired plant closer and thin out the green onions in a few weeks for use as scallions. Keep the ground free of weeds by frequent hoeing. The tops begin to die and fall over in July at which time the onions are ready for lifting. For Fall and Winter keeping, store the bulbs in a dry, cool, airy place.

Egyptian Top Sets or Winter Onions are planted only in the Fall. They do not form a bulb and are grown as a green onion or scallion ready to eat early in the Spring.



Hardy White Bunching Onion



Onion Sets

## HOW TO GROW ONION SETS FROM SEED

*60 to 70 lbs. per Acre*

**Culture**—Onion Sets are small undergrown onions, made so by sowing the seed very thickly in shallow drills early in the Spring. The same culture as for large onions is necessary. The best varieties to use are Japanese, Red Wethersfield and White Silver Skin. The young plants form sets about the size of marbles by Midsummer. When the foliage becomes brown and dry they are ready for harvest. Cure and store in shallow racks placed in a dry, cool, airy place. Freezing will not hurt them if they are not handled while in that condition.

ONION SETS—32 Lbs. per Bu.

YELLOW, Ebenezer  
WHITE, Silver Skin  
RED, Wethersfield  
YELLOW, Bottle, true Penna.


Egyptian or Winter Top Sets—  
28 lbs. per bu. Egyptian Top Sets  
supplied only from August 15th  
to October 15th.

## HARDY WHITE BUNCHING SEED

**60 Days for bunching**—The earliest and best white bunching onion. This variety does not form bulbs and is used exclusively for early green onions or scallions. Recommended as a money maker for market gardeners. Sow the seed thickly in rows in the late Spring or early Summer and earth up gradually to blanch the stalks as far up as possible. They will then produce single long white tender shoots which are brittle and mild in flavor. Seeds may be sown as late as August or September. Very hardy and will withstand Winter.

# Onion Seed

## Yellow Varieties



Yellow Globe  
Danvers Onion

### YELLOW GLOBE DANVERS

**110 Days**—Outstanding in popularity, this variety is the most extensively grown main crop Yellow Onion, both for the market and the home garden. A leader with large producing onion growers. A sure cropper, highly productive, maturing earlier than the Southport Yellow Globe; hardy and excellent Winter keeping qualities. Bulbs medium size, uniformly globe-shaped, pure yellow, solid, with tough adhering skin. Flesh white, crisp and rich in flavor.

### EARLY YELLOW GLOBE

**90 Days**—This extra early variety is a slightly flattened globe shape resembling Yellow Globe Danvers, but maturing three weeks earlier. It is fast becoming a leader with the home and market gardener. The skin is thick with a bright deep yellow color. The flesh is clear white exceptionally mild and sweet. A good keeper.

### SOUTHPORT YELLOW GLOBE

**115 Days**—This is a standard variety known throughout the United States and preferred by many to any other variety because of its handsome color, uniformity in shape and fine keeping qualities. A large, solid globe onion with very small neck tightly covered with a deep yellow skin. Flesh is whitish, lemon-yellow, fine grained and of a rich, excellent flavor.

## HOW TO GROW ONIONS

To produce large Onions sow 1 Oz. per 100 Ft.,  
4 lbs. per Acre—For "Picklers" sow 25 lbs. per Acre

**Culture**—Big crops and large onions require extra good soil and lots of water. They are heavy feeding plants with numerous spreading roots that absorb nourishment from every part of the soil. They thrive best in muck or a deep peat, but any good soil will grow onions if a liberal use of manure or other suitable high grade commercial fertilizer is applied. Onions may be cultivated in the same land for a succession of years if the ground is renewed with fertilizer for every crop. After the soil is plowed, work the fertilizer with the top soil. Rake or harrow until level, being sure the soil is thoroughly mixed and pulverized. Onion Seed is hardy and can be planted  $\frac{1}{4}$  to  $\frac{1}{2}$  in. deep, as early as the ground can be prepared in rows  $1\frac{1}{2}$  ft. apart. When 3 ins. high thin out to 3 ins. apart in the row. They may be thinned again when 8 ins. high, using the removed plants to eat as green onions. It is important to keep the weeds out especially when young. Cultivate frequently until the tops begin to die and fall over at which time they are ready for lifting. When cured, store in a dry, cool, airy place.

Varieties of the larger type such as Riverside Sweet and Prizetaker mature to greater size if the seed is planted under glass during February and March and transplanted to the open ground in April.

### PRIZETAKER

**100 Days**—The Great Yellow Prizetaker Onion is famous throughout the country for its enormous size, beautifully formed, and attractive onions it produces. Under right conditions it often attains a size of 2 to 3 lbs. in weight. A single onion will make a dish for a small family. We recommend Prizetaker to home gardeners and truckers. Our selected strain will give results. Matures early, is highly productive and keeps well into the Winter. Bulbs large, solid, uniform and perfectly globular. Skin light straw color, thin and glossy. Flesh white and tender, delicate and mild in flavor.

### EBENEZER

**100 Days**—The best and most desired variety for producing yellow onion sets. The sets ripen well, are deep, flat, dark yellow, very firm and hard, with thick skin; extra fine keepers. When planted out they produce a bumper crop with an exceptionally small per cent of "stiff-necks" or seed stalks. They make an early mature onion for market. Being hard and sound they will keep in excellent condition all Winter. Flesh pure white, mild and sweet in flavor.

### RIVERSIDE SWEET SPANISH

**110 Days**—A large Spanish type onion grown extensively in Southern California and gaining in popularity in the East. An ideal onion for the South, as it requires a warm long season for best development. Bulbs similar but larger than Prizetaker, globular with a small neck; skin golden yellow; flesh pure white, of an exceptionally mild, sweet flavor.

# Onion Seed White Varieties

## WHITE SILVER SKIN OR PORTUGAL

100 Days—This popular and largely used onion is used for growing white onion sets, small picklers, early bunching green onions and for producing large onions the same season. A dependable cropper and fair keeper. Matured onions are medium sized, pure white, thick-flat; flesh fine grained, firm, hard and of a mild, delicate flavor.

## SOUTHPORT WHITE GLOBE

110 Days—This standard variety is the best of the white onions. Our strain produces uniform globe-shaped bulbs, handsome in appearance, and commanding higher prices as a market onion. It is a fair keeper, perhaps the best of the white varieties for Winter storage, but, like all white onions, not so long-keeping as the yellow. Bulbs medium sized, solid, silvery white, with thin skin. Flesh waxy white, fine grained and of a delicious mild flavor.

# Onion Seed Red Varieties

## LARGE RED WETHERSFIELD

100 Days—This is one of the best known standard varieties and is used either for producing large onions the same season or for producing sets. Productive and a fine keeper. Bulbs when mature are medium large, true flat on bottom and slightly sloping on top; purplish red skin. Flesh pink tinged white.

## SOUTHPORT RED GLOBE

115 Days—This is the finest red onion to grow, having the same characteristics as the Southport Yellow Globe except color. The skin is a shiny deep purplish red; flesh white with a faint-pink tint. It is late ripening and an excellent keeper. When red onions are preferred, try this variety.



Yellow Bermuda Onion



White Silver Skin or Portugal Onion

# Bermuda Onion Seed

## Genuine Teneriffe Grown

We import the Bermuda types of Onion Seed from Teneriffe, in the Canary Islands, where the best Bermuda Onion Seed in the world is produced. These varieties of onions are very extensively raised in Southern California, Texas and other Southern States for shipment to Northern markets.

## CRYSTAL WHITE WAX OR WHITE BERMUDA

95 Days—This variety is very popular in the South, especially with the onion growers of Texas for shipping to Northern markets. An absolutely pure white onion of a beautiful waxy appearance, the sweetest and mildest of all the Bermuda Onions. It is not a keeping variety, but is early and in great demand for immediate use. Bulbs very flat, medium sized, with thin skin. It is very fine for slicing, the color being so clear and pure.

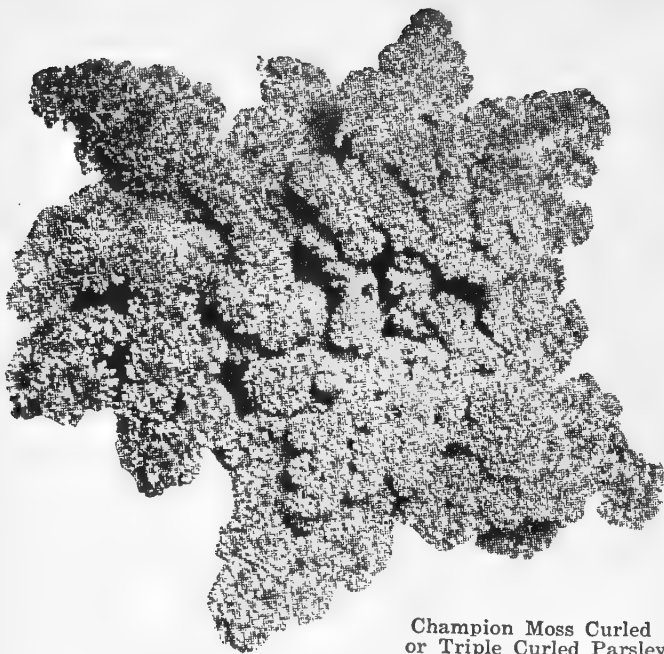
## YELLOW BERMUDA

95 Days—In appearance it is a light straw color or pale yellow. The plants are extremely thin-necked, insuring even and early ripening. A very profitable sort for market gardeners and shippers. The sweetest and mildest of all onions. Bulbs flat, medium-sized; flesh nearly white and coarse.



# Parsley

$\frac{1}{2}$  Oz. per 100 Ft.; 3 lbs. per Acre



Champion Moss Curled  
or Triple Curled Parsley

## DOUBLE CURLED

**70 Days**—The significance of the name distinguishing Double Curled from the Single variety makes this the popular choice for home and market gardeners. It is a very desirable variety, quite dwarf with curly, finely cut, dark green leaves. Stands the Winter well and retains its color the entire season.

## Parsnip

1 Oz. per 100 Ft.;  
4 lbs. per Acre

A Fall and Winter vegetable. They are delicious boiled, then split and browned in butter. Beside being popular for table use, they are suitable for stock feeding.


**Culture**—They do well in deep, loose, rich soil, taking caution not to plant in stony soil and raw manure as they are likely to produce divided roots. Sow in the Spring as soon as weather permits in rows  $\frac{1}{2}$  in. deep,  $1\frac{1}{2}$  ft. to 2 ft. apart and when plants are large enough thin out to 4 ins. apart in the row. The seed is slow to sprout and requires abundant moisture. Cultivate throughout the growing season and keep the ground moist if possible. The sweetness of parsnips is improved by frost. The hardy roots can remain in the ground all Winter, digging them during a thaw as needed, or they may be stored in a cool cellar.

## ALL AMERICA

**95 Days**—The standard variety for home and market commended for Market Gardeners. Handsome in appearance, the roots are clear white, small core of fine texture and free from stringiness; medium-long, shoulders wide with a deep crown.

## SUGAR OR HOLLOW CROWN

**95 Days**—The standard variety for home and market gardeners. Roots 12 to 14 ins. long,  $2\frac{1}{2}$  to 3 ins. thick at shoulder, hollow crowned, uniformly tapering to a small root.



Sugar or Hollow Crown Parsnip

**Culture**—Sow the seed early in the Spring thickly in rows 1 ft. apart,  $\frac{1}{2}$  ins. deep pressing the soil firmly and thin to stand 4 to 6 ins. apart in the row. Do not be disheartened if the plants do not appear within a month, because the seed is very slow to germinate. The seed will germinate more quickly if soaked a few hours in warm water before sowing. The leaves are ready to cut when 3 ins. high, every cutting improving the quality. For Winter use protect in a frame.

## CHAMPION MOSS CURLED

**70 Days**—Tripled Curled. This is the most salable of all varieties noted for its strong growth, dwarf habit and beautifully curled, finely cut, emerald green leaves. It stands the Winter well, makes an attractive bunch and is a favorite. Highly recommended for market gardeners.

## PLAIN OR SINGLE

**60 Days**—Also called Italian Parsley. A very hardy and prolific variety with dark green deeply cut, flat leaves but not curled and strong in flavor. Foliage excellent for soup or pot herb bunches.

## PARSNIP ROOTED PARSLEY

**90 Days**—Single leaves with long, slim, tapering roots resembling small parsnips in shape and color. Roots are used for flavoring soups and stews.

# Seed Potatoes

$\frac{1}{2}$  Peck (7  $\frac{1}{2}$  lbs.); per 100 ft.; 10 Bus. per Acre

**Culture**—The most important vegetable of all. Potatoes will grow in any good soil. Cut the tubers to 1 or 2 eyes. Plant in rows 3 ft. apart, 3 ins. deep and 15 ins. apart in the row. Cultivate frequently and thoroughly. The early varieties mature in 80 to 100 days, the main crop varieties up to 140 days. Dig when the foliage turns yellow.

## BLISS EARLY RED TRIUMPH

An extra early variety, medium size, round and uniform in shape, with eyes slightly depressed. Skin a beautiful light red.

## GREEN MOUNTAIN

A midseason type, fine for winter storage and a great cropper. The tubers are large, oblong, slightly flattened in shape with shallow eyes.

## IRISH COBBLER

An early, heavy cropper, producing good sized potatoes, nearly round. Skin is yellowish white, thin and smooth.

## KATAHDIN

This is one of the best all-purpose, medium late varieties and keeps very well in storage. Tubers smooth, well shaped, thick with shallow eyes.

## JERSEY RED SKIN

Not ready for shipment until after June 1st. They are planted late in June and early July and never fail to make a crop. Never dig until very late Fall. Tubers medium size, oblong; skin red and smooth; flesh white, dry and very mellow.

# Garden Peas *First Early, Hardy, Smooth-Seeded Varieties*

Our own grown Peas are produced from the best stock seed raised from individual plant selection. Our growing stations located in the Northwest on irrigated land of high elevation make the hardiest and finest seed you can buy.

*2 lbs. per 100 Ft.; 2 Bus. per Acre*

**Culture**—Prepare well-enriched soil and plant in rows 2 to 3 ft. apart, 1 to 2 ins. deep and 1 to 2 ins. apart in the row. The hardier, smooth-seeded peas will stand freezing weather without rotting in cold ground and may be planted as early in the Spring as the ground can be worked. Follow with the wrinkled seeded sorts which are not as hardy and have a tendency to rot if the ground is too cold and wet. Plant several varieties which will mature one after another; also make successive plantings every week to the end of Spring. Peas are a cool weather crop and require plenty of moisture. Discontinue plantings after the middle of May until the middle of August when an extra early sort can be sown. Truckers never stake peas, but it is best for the home gardener to supply brush or supports for the tall growing varieties. Cultivate until the vine interferes with the work.



Early Bird or  
Laxton's Superb Peas

## LARGE ALASKA, AMEER OR CLAUDIT

**63 Days**—A popular pea with gardeners for early planting. Vines medium green, 36 ins. tall, a heavy cropper. Pods green, 3½ ins. long, somewhat curved, pointed and contain 7 to 8 peas of fine flavor.

## EXTRA EARLY MORNING STAR

**55 Days**—Morning Star Peas are the Earliest Pea on the market, and are entirely free from runners never requiring sticking. They ripen so uniformly that the entire crop can be taken off in two pickings.

The vines are light green, 24 to 30 ins. tall. Pods light green, 2½ ins. long, blunt, plump, contain 6 to 7 small peas, sweet and tender.

## EARLY BIRD OR LAXTON'S SUPERB

**60 Days**—Do not overlook the important advantages of this variety which we recommend for home use and as a money maker for the trucker. It is the earliest large-podded dwarf variety, very resistant to cold, wet weather. Vines light green, 18 to 20 ins. tall, very productive. Pods dark green, 4 ins. long, curved, pointed and contain 9 to 10 large, tender peas of fine quality.

## ALASKA

**55 Days**—An extremely early variety well known with home gardeners and the standard among canners. Seed is bluish in color. Vines light green, 30 ins. tall. Pods light green, 2½ ins. long, round, blunt, straight and contain 6 to 8 small peas of tender quality.

## Edible-Podded or Sugar Peas

*Pods are cooked like Snap Beans*

### DWARF GRAY SUGAR

**68 Days**—The earliest and dwarfest growing sugar pea, very sweet and tender. Prolific with slender vines, 24 ins. high, blossoming purple. Pods light green, 3 ins. long, curved, semi-pointed and indented. Seeds small, mottled gray.

### DWARF WHITE SUGAR

**68 Days**—A small podded, productive variety with slender vines, 28 ins. high. Pods light green, 2½ ins. long curved or straight, semi-pointed, tightly filled with peas.

### MAMMOTH LUSCIOUS SUGAR

**74 Days**—Excels all other sugar peas in size, productivity and quality. Vines light green, coarse, 5 ft. high, blossoms purple. Pods fleshy and stringless, light green in color, 5 ins. long, broad, straight, blunt ended and indented contains 8 peas. Seeds large, mottled gray.

### MAMMOTH MELTING SUGAR

**74 Days**—A well known large podded edible variety. Vines light green, coarse, 5 ft. high. Pods fleshy and stringless, light in color, long, often curved or twisted, broad blunt, indented and contains 7 peas. Seeds large, smooth and white.

# Wrinkled-Seeded Early Peas

## EARLY WONDER

58 Days—Early Wonder yields an abundance of large pods on a dwarf vine. It is the finest first early wrinkled pea that we offer to home and market gardeners. Vines grow only 18 ins. high with attractive, heavy, rich green foliage. Pods dark green, broad,  $4\frac{1}{2}$  ins. long and tightly filled with 8 to 9 large dark green peas of a delicious sweet flavor.

## THOMAS LAXTON

63 Days—Sweetness and delicacy of flavor has popularized this early variety among home gardeners, truckers, shippers and canners. Vines medium green, vigorous, 30 to 36 ins. tall. Pods dark green,  $3\frac{1}{2}$  to 4 ins. long, broad, plump, straight with square ends and contain 7 to 8 large, tender peas of good quality.

## LITTLE MARVEL

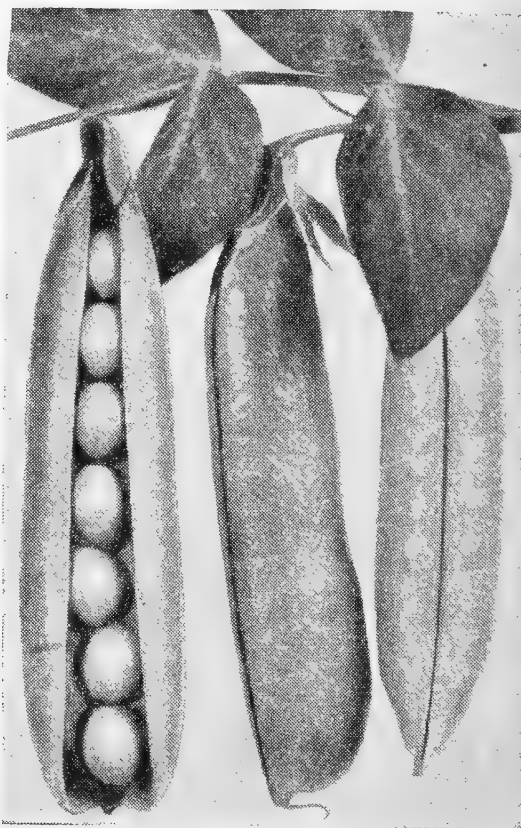
62 Days—A delicacy of sweetness. Vines dark green, dwarf, 18 ins. high. Pods are green, 3 ins. long, nearly round, square-ended, filled with 7 to 8 peas which are dark green, appetizing in appearance, very tender and sugary.

## EARLY GRADUS

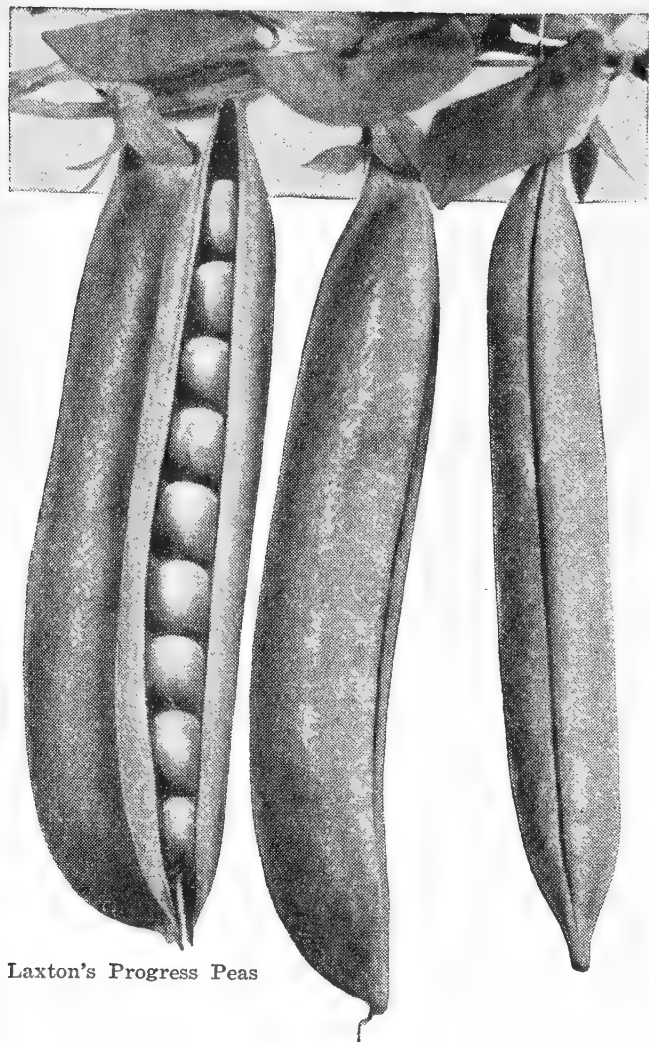
65 Days—An outstanding pea, exceptionally hardy and used extensively for home gardeners, truckers and for shipping. Vines light green, stocky, 36 ins. tall, producing medium green pods 4 ins. long, broad, plump, pointed and contain 8 to 10 peas as sweet and tender as any variety could be.

## AMERICAN WONDER

60 Days—One of the oldest and most popular early pea, adapted for home gardens. Vines dark green, dwarf, 14 ins. high and very productive. Pods light green, 3 ins. long, firm, plump, straight, blunt-ended and well filled with 6 medium sized tender peas of sweet and delicious flavor.



Thomas Laxton Peas



Laxton's Progress Peas

## LAXTON'S PROGRESS

60 Days—This attractive pea has every requisite to satisfy the home and market gardener. It is in great demand by all pea growers for shipping. Vines medium dark green, dwarf, 16 to 18 ins. high, foliage heavy. Pods handsome, dark green, uniform in size,  $\frac{7}{8}$  in. wide,  $4\frac{1}{2}$  ins. long, slightly curved and contain 7 to 9 extra large, tender peas of delicious flavor.

## LAXTONIAN

62 Days—This pea is well known and always a leader for home gardeners, truckers and for shipping. Vines dark green, large foliage, dwarf, 18 ins. high. Pods dark green, broad, 4 ins. long, somewhat curved, pointed and contain 7 to 8 large, sweet luscious dark green peas.

## BLUE BANTAM

64 Days—A very fine, dwarf, dark green strain of the Laxtonian type. Strong growing vines 18 ins. high, bearing an abundance of dark green pods 4 ins. long, broad, straight, pointed and contain 8 very large, deep green peas of superb quality.

## NOTT'S EXCELSIOR

62 Days—An early, dwarf variety very desirable for the home garden. Vines dark green, 16 ins. tall bearing light green pods 3 ins. long, round, with blunt ends and contains 6 medium sized, tender peas.

## PREMIUM GEM

64 Days—A home garden variety. Vines very productive, dark green, 18 ins. tall. Pods light green,  $2\frac{3}{4}$  ins. long, filled with 6 to 7 peas of fine quality.



# Wrinkled-Seeded Late Peas

## IMPROVED TELEPHONE

**74 Days**—This standard variety is the popular choice of the tall, late peas. Our strain is dark podded and unsurpassed in size and appearance. Large dark green leaves on vigorous vines 4 ft. high bearing an extraordinary crop. Pods rich, dark green, 5 to 5½ ins. long, broad, plump, straight, pointed and filled with 8 to 9 mammoth peas of excellent flavor.

## DWARF TELEPHONE OR DAISY

**78 Days**—A standard pea well liked for home and market gardeners and for shipping. A suitable variety to follow the early sorts in the home garden. Vines light green, 24 ins. tall, stocky, bearing an abundance of light green pods, 4½ ins. long, broad, straight and pointed containing 8 to 9 peas of fine quality.

## WYOMING WONDER

**75 Days**—A late variety in demand among home gardeners, roadside markets and truckers. Vines vigorous, 24 to 28 ins. tall, bearing an extraordinary crop. Pods rich, dark green 5 to 6 ins. long, broad, plump, straight pointed and somewhat curved at the tip filled with 8 to 9 mammoth peas.

## POTLATCH OR IMPROVED STRATAGEM

**80 Days**—In selecting your main crop peas do not overlook this famous variety. Vines dark green, 30 ins. tall, of strong, robust branching habit requiring but slight support. An enormous cropper of immense, handsome, dark green pods, 4½ ins. long, ⅞ in. wide, nearly round, straight and pointed, containing 8 to 10 delicious peas.

# Sweet Peppers

Sweet Peppers are large, thick-fleshed and pleasantly mild in flavor. They are a very popular vegetable used in salads, for stuffing and for tasty combinations mixed with other vegetables and with meats.

*1 Oz. for 1,000 Plants; 3 Oz. per Acre*

**Culture**—They require a warm temperature to germinate and the cultural requirements are the same as for Egg Plant described on Page 33. When the ground is warm, about corn planting time, transplant the peppers in rows 2½ ft. apart in the row. They are very easy to grow, thriving in rich, well-prepared soil frequently cultivated. They will bear in abundance up to the first killing frost. Sweet and hot peppers will mix; be careful in planting.

## CALIFORNIA WONDER

**75 Days from Plants**—A popular pepper throughout the United States possessing qualities that make it ideal for stuffing or salads. The thickness of flesh, often measuring ⅜ of an in., unknown in any variety of pepper, is one of the points of excellence. In addition, it is firm, crisp, juicy, sweet and mild without a trace of pungency. Plants upright and prolific. Fruits 4-lobed, 4 x 4½ ins., very attractive, smooth, uniform, very heavy and deep green changing to bright crimson at maturity.

## WORLD BEATER OR RUBY GIANT

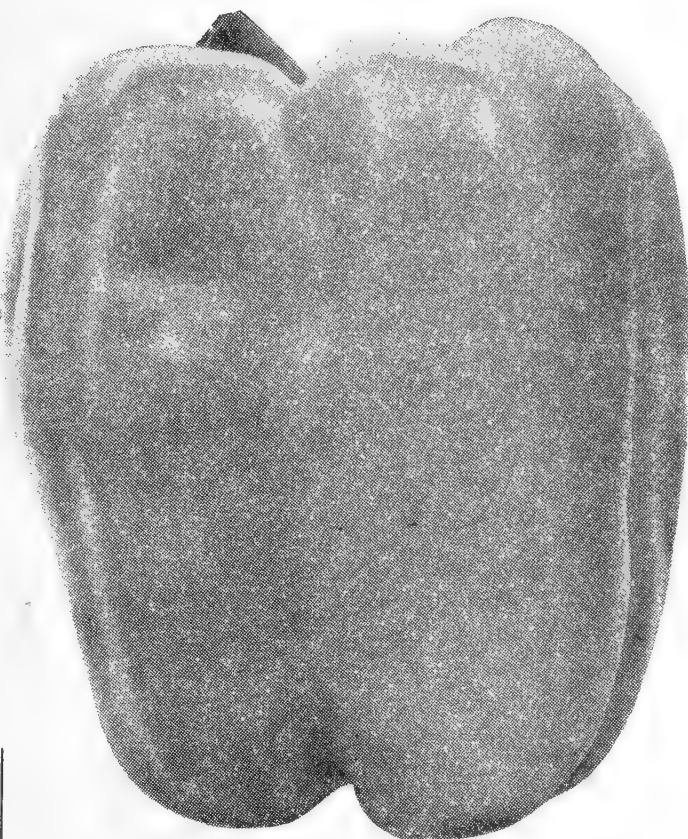
**75 DAYS from Plants**—Our strain of this handsome peppers runs true and uniform and well merits the compliments of market gardeners and shippers to be the finest on the market. Plants strong, erect and productive. Fruits large, 3½ x 5 ins., slightly tapered, 4-lobed, dark green turning to bright red at maturity. Flesh thick, mild and sweet. Splendid for stuffing. An excellent shipper.

## RUBY KING

**70 Days from Plants**—A reliable standard variety for home, market garden and shipping. Plants erect, vigorous and very productive. Fruits 3 x 5 ins., tapering, dark green turning to red. Flesh crisp, tender, and very mild and pleasant to the taste.

## HARRIS' EARLY GIANT

**63 Days from Plants**—The earliest of all large peppers and a very valuable variety for market gardeners in the North. Plant dwarf, erect and a heavy yielder. Fruits block-shape, 3½ x 4 ins., slightly tapered, 3-lobed, dark green changing to red when ripe. Flesh sweet and mild.



California Wonder Pepper

## CHINESE GIANT

**80 Days from Plants**—This is the largest mild pepper ever developed, measuring 4 to 5 ins. in diameter and of equal length. It is deliciously sweet and an ideal home garden variety. Plants dwarf, stocky and thickly set with enormous, unusually shaped, but attractive fruits that are chunky, twisted, slightly crumpled and square ended; color rich, bright green changing to a scarlet red when ripe. Flesh thick and tender.

## BELL OR BULL NOSE—SWEET

**60 Days from Plants**—An early, prolific, standard variety with blunt fruits 2¾ x 3 ins., deep green changing to scarlet; flesh thick and mild in flavor.

## EARLY NEAPOLITAN OR WHITE CAP

**60 Days from Plants**—A first early prolific variety valuable for home and market gardeners. Fruits grow upright, 2 x 4 ins., 3-lobed, yellowish-green changing to bright red. Flesh mild and sweet.

# Sweet Peppers

## SUNNYBROOK

**73 Days from Plants**—A small, flattened, tomato-shaped pepper. Plants compact, and loaded with clusters of beautiful peppers. Fruits borne upright, 2 x 3 ins., deep green changing to a glossy, deep red. Flesh thick, juicy and sweet.

## PIMIENTO

**73 Days from Plants**—The sweetest variety. Used extensively by canners. Plants tall and productive. Fruits heart-shaped, 2½ x 3½ ins., very smooth, tapering to a single point, dark green turning to crimson. Flesh very thick and mild.

## GOLDEN QUEEN

**78 Days from Plants**—A very attractive yellow pepper, sweet and mild in flavor. Fruits 3-lobed, 3½ x 4 ins., tapered, dark green changing to a beautiful golden color.

# Hot Peppers

Hot peppers are usually small, the smaller the hotter. They are used for seasoning pickles, relishes, etc., and in vinegar as a pungent appetizer.

## HOT BELL OR BULL NOSE

**60 Days from Plants**—This is the hot Bull Nose, identical in shape as the sweet variety, but with a pungent taste.

## LONG RED CAYENNE

**70 Days from Plants**—The most popular hot variety used for canning, pickles and drying. Plants large with fruits borne in great abundance, ½ to 4 ins., tapering to a point, twisted and deep green changing to red.

## LARGE THICK HOT

**80 Days from Plants**—A thick-meated, very hot variety. Fruits 1½ x 6 ins. tapering to a point. Green changing to scarlet.

## ANAHEIM CHILI


**80 Days from Plants**—A long hot pepper used for canning and drying. Fruits 1 x 6 ins., tapering gradually. Green turning to scarlet.

## RED CHILI

**82 Days from Plants**—A hot variety used for seasoning and pepper sauce. Plants productive bearing erect small, conical fruits ½ x 2½ ins. Yellowish green changing to red.

## LARGE RED CHERRY

**85 Days from Plants**—A very hot variety used for seasoning and pickling. Fruits 1½ ins. in diameter, solid and smooth, dark green changing to deep scarlet.



Mammoth King Pumpkin

*1 Oz. to 25 Hills; 4 lbs. per Acre*

**Culture**—Sow in May or June in warm, rich soil. A good time and location is to plant in the cornfield when you plant corn. Plant in hills 1 in. deep, 6 to 8 ft. apart each way or further, as the vines like plenty of room to ramble. When the plants appear above the ground, dust with air-slacked lime or land plaster mixed with dry soil to control the striped beetle. It is best to avoid planting near other vegetable vines or pumpkin varieties.

## MAMMOTH KING OR JUMBO

**120 Days**—This is the largest pumpkin grown used for decorating stores around Hallowe'en and Thanksgiving and for exhibiting at fairs. It averages about 60 lbs. but frequently weighs 100 lbs. Fruits round, slightly ribbed. Skin a bright orange. Flesh yellow, firm, a little coarse in texture but of good quality for table use and splendid for stock feeding.

## HUNGARIAN WAX

**65 Days from Plants**—Very early. Fruits 1½ x 5 ins., tapering, smooth with thick flesh. Waxy light yellow changing to bright red.

## TABASCO "HOTTEST OF ALL"

**90 Days from Plants**—Plants producing numerous small, slender fruits ¾ x 1 in. Greenish-yellow changing to scarlet-red; extremely hot and fiery in flavor.

# Pumpkins

## CONNECTICUT FIELD OR BIG TOM

**120 Days**—The best all-purpose variety equally good for making pies, canning and for stock feed. Fruits large, 15 to 25 lbs., nearly round. Skin reddish orange, hard, smooth, slightly ribbed. Flesh orange-yellow, dry, thick, rather coarse but sweet.

## LARGE SWEET CHEESE

**108 Days**—A standard variety especially fine for pies, for stock feeding and canning. Every home gardener and trucker knows it by its large, round, flattened fruit and creamy buff skin. Weight 10 to 15 lbs.; flesh orange-yellow, fine-grained, thick and sweet.

## SMALL SUGAR OR NEW ENGLAND PIE

**115 Days**—The popular well known family size pumpkin. Fruits small, 6 to 8 lbs.; round, flattened at ends and of good keeping qualities. Skin deep orange, smooth but plainly ribbed. Flesh thick, deep yellow, fine grained, thick and of a delicious, sugary flavor.

## MAMMOTH GOLDEN CUSHAW

**115 Days**—Fruits are crook-necked, hard, smooth and weigh 10 to 12 lbs. Skin a beautiful solid, golden yellow; small seed cavity with flesh dry, very meaty, thick, rich yellow and sweet.

## GREEN STRIPED CUSHAW


**115 Days**—A crook-necked variety popular in the South. Fruits weigh 10 to 12 lbs., skin creamy white, mottled with irregular green stripes. Flesh light yellow.

# Radish Grown from Selected and Transplanted Roots

1 Oz. per 100 Ft.; 10 lbs. per Acre

**Culture**—This root vegetable is so easy to grow and the results so satisfactory that most gardens are seldom without this delicacy. Sow the seed early in the Spring, as soon as the soil can be worked. As tenderness depends on quick growth, plant in a light, rich, friable soil, well-manured. Sow thinly in rows  $\frac{1}{2}$  in. deep, 1 ft. apart and thin out seedlings to prevent crowding. Cultivate, weed and provide an ample supply of moisture. Plant the globe and olive-shaped varieties early, as they grow fast and are edible in 3 to 4 weeks. Follow with the longer types in late Spring. Eat while young for at maturity they become pithy. It is advisable to sow every ten days up to the middle of June to have fresh, crisp radishes.

## Early Oval and Round Varieties



Early Scarlet Globe Radish

### TRUCKERS EARLY MONEY

**24 Days**—The strain of our "Early Money" introduced by us years ago continues to be the favorite with both home and market gardeners. A handsome radish, extremely early and well adapted to both field culture and for forcing under glass. Roots bright scarlet, globular, small with medium top and small tap root; flesh white, crisp and mild.

### CHERRY BELLE

**20 Days**—An All America selection. A small, red radish resembling a cherry in shape and color. Flesh is white and very tender. Roots  $\frac{1}{2}$  to  $\frac{5}{8}$  ins. in diameter, round, smooth with slender tap-roots and short tops. Retain their good eating qualities for a long time as they are exceptionally resistant to pithiness. Ideal for home use, market and forcing.

### EARLY SCARLET WHITE TIPPED

**26 Days**—One of the most popular and salable early varieties. Its combination of rich crimson root with snow white tip make an attractive and desirable appearance. Roots nearly round with small top and tap root. Flesh white, crisp and sweet. Grow 1 to  $1\frac{1}{2}$  ins. in diameter without becoming pithy.

### FRENCH BREAKFAST

**25 Days**—One of the old popular varieties excellent as an early home and market garden sort and suitable for forcing. The combination of red with white bottom, and its olive-shape makes it a beautiful variety for garnishing. Roots scarlet with lower part shaded white, oblong, blunt with slender tap root;  $1\frac{1}{2}$  ins. long,  $\frac{3}{4}$  in. thick; top small; flesh white, mildly pungent, crisp and tender. Pull at first maturity to avoid pithiness.

### SAXA

**20 Days**—The ideal radish for forcing in the hotbed and greenhouse. It is the earliest of the forcing radishes and a popular variety with both truckers and private gardeners. It is also used for garden or field planting. Roots bright scarlet, round, small and with a very short top; flesh white, crisp and sweet.

### EARLY SCARLET GLOBE

**24 Days**—This is our Special strain of Early Scarlet Globe Radish which has proven to be outstanding in trial against any other strain of Scarlet Globe. Especially grown for the critical market gardener who insists on the right proportions in shape, color and size of top for bunching. By selection and breeding the seeds are grown from carefully selected roots to keep the stock uniform in shape and color. Roots a bright scarlet, olive shape with medium top and thread-like tap root. Flesh white, brittle, very sweet and tender.

### DEEP SCARLET TURNIP

**26 Days**—One of the most desirable early varieties for planting in the home garden. Roots rich crimson-red, round, slightly flattened, with small top and tap root, 1 in. in diameter; flesh pinkish-white, crisp and mild.

### CRIMSON GIANT

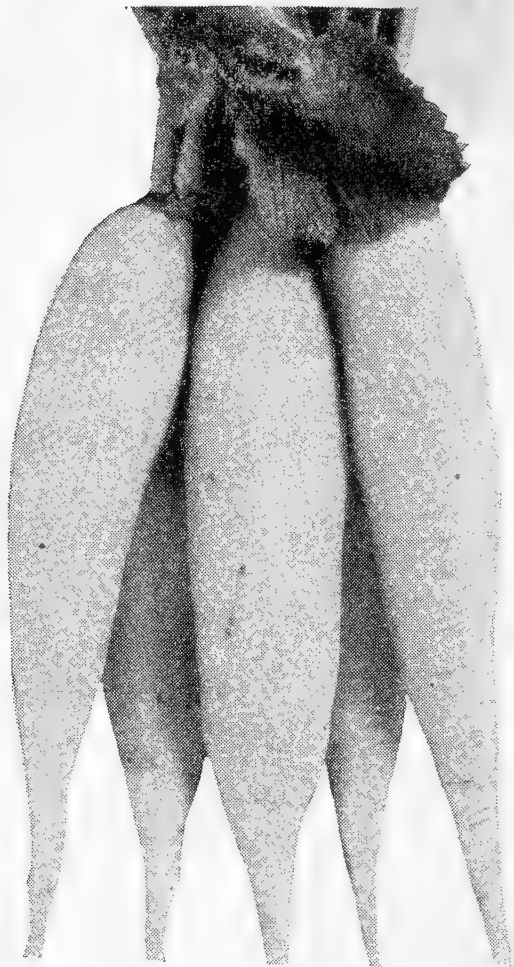
**28 Days**—The home gardener and trucker will find this turnip-shaped radish equally desirable for forcing or outdoor planting. It is twice the size of any early sort and remains in perfect condition for several days after pulling. Roots a deep crimson, globular, 1 to  $1\frac{1}{2}$  ins. in diameter. Flesh white, firm but tender, crisp and sweet flavored.

### WHITE BOX

**28 Days**—The very best white variety for early forcing or outdoor planting. Roots round, slightly turnip-shaped,  $1\frac{1}{4}$  ins. in diameter. Flesh white, crisp, tender and very mild. Does not get pithy and remains solid a long time.



## Early and Mid-season Long Radishes



Long White Icicle Radish

### WHITE ICICLE

**27 Days**—The outstanding and most beautiful of the early, long varieties. The home garden favorite and popular with market gardeners. Fine for forcing and one of the best varieties for outdoor Summer planting. Roots very white, 5 to 6 ins. long,  $\frac{1}{2}$  in. thick, tapering to a point. Flesh clear white, very crisp and tender; extraordinary eating quality and especially mild in flavor.

### EARLY LONG SCARLET

**27 Days**—In trucking sections where the market uses a long red sort, our strain is regarded as the finest stock ever grown. The most profitable to grow for an early crop and desirable for early forcing or first sowing in the garden. Roots a beautiful bright scarlet, smooth, uniform, 6 ins. long when in prime condition; shape slender and tapering; skin very delicate with small tops. Flesh white, brittle, tender and mild.

### WHITE STRASBURG

**40 Days**—This is a splendid Summer radish for home and market garden. Roots white, 5 ins. long,  $1\frac{1}{2}$  to 2 ins. in diameter at the shoulder, tapered. Flesh firm, crisp and mildly pungent.

### CHARTIER OR LONG ROSE

**35 Days**—Sometimes called Shepherd. This is an excellent variety for planting outdoors. Roots slim, bright rose color. One inch thick, averaging 7 to 8 inches in length.

## Winter Radishes

Winter Radishes may be sown in July or later and allowed to mature in the cool, moist Fall weather. The texture is very firm, comparatively like a turnip and likewise may be stored like turnips for Winter use.

### CELESTIAL OR WHITE CHINESE

**60 Days**—This is the largest and finest of the Chinese radishes and not so pungent as other Winter varieties. Roots clear white, 8 to 9 ins. long, 3 ins. in diameter, cylindrical with heavy shoulder mostly above the ground, shaded by its heavy foliage. Flesh white, solid, always crisp and appetizing.

### CHINESE ROSE OR SCARLET CHINA

**55 Days**—A very attractive radish with distinct shape and a pretty deep rose color. Roots smooth, 4 to 5 ins. long, 2 ins. thick, cylindrical but larger at the lower end and decidedly stump-rooted. Flesh white, firm and mildly pungent.

### ROUND BLACK SPANISH

**56 Days**—A very popular variety with remarkable keeping qualities. Roots black, round, 2 to 3 ins. in diameter. Flesh white, crisp, solid with a highly pungent flavor.

### LONG BLACK SPANISH

**60 Days**—Late, hardy and an excellent keeper. Roots black, cylindrical, 8 to 10 ins. long, 2 ins. thick, slightly tapered at tip. Flesh white, solid and pungent.

## Rhubarb Seed

*1 Oz. per 100 Ft.; 3 lbs. per Acre*

**Culture**—Rhubarb Roots can be grown quickly and easily from seed. Sow either in a seed bed and transplant, or sow early in the spring in the open ground. Plant the seed on rich ground 1 in. deep and thin out seedlings to 6 ins. apart. In the Fall transplant to a permanent location setting the plants 2 ft. apart in the rows and 3 to 4 ft. between the rows. The stalks are ready to use the second year.

### VICTORIA

The popular variety; excellent in quality, vigorous in growth with large, thick, red stalks.

## Rhubarb Roots

**Culture**—For a permanent location, plant in unusually moist soil thoroughly cultivated and heavily manured. Set the roots so that the crowns are 2 ins. under the surface of the soil, planting 2 ft. apart in the rows and 3 to 4 ft. between the rows.

## Sorrel

*1 Oz. per 100 Ft.; 5 lbs. per Acre*

**Culture**—Sow in the Spring in rich soil  $\frac{1}{2}$  in. deep in rows 1 to  $1\frac{1}{2}$  ft. apart and thin the seedlings to 3 ins. apart in the row. Cut off the flower stems as they appear; otherwise the leaves will be acid and tough. Sorrel is hardy but should be divided every four years.

### BROAD LEAVED

**60 Days**—The best variety to use for Spring salads, soups or cooked like spinach. The leaves are attractive bright green, slightly acid in flavor but a palatable, healthful green.

# Salsify or Oyster Plant

2 Oz. per 100 Ft.; 8 lbs. per Acre

A Fall and Winter vegetable which has a decided oyster-like flavor. The roots are boiled like carrots or parsnips and served with a butter or cream dressing, or they may be sliced and fried. Cooked in any form, they are delicious and nutritious.

**Culture**—In every respect as to soil, planting time and cultivation, the Salsify is treated the same as parsnips. For smooth, uniform roots avoid the use of coarse and fresh manure. Frost does not hurt the roots and it improves the oyster flavor. Dig a quantity for Winter use before the ground freezes and bury in pits the same as carrots or store in a cool cellar. For Spring use, the roots may be left undisturbed in the ground over Winter.

## MAMMOTH SANDWICH ISLAND

**110 Days**—Tapering root, 7 to 8 in. long, with almost white, smooth skin, resembling a good-sized Parsnip. It is very mild and delicately flavored, hence very popular. The young leaves may be used as salad.



Mammoth Salsify

# Spinach

2 Oz. per 100 Ft.; 10 lbs. in Drills 20 lbs. per Acre Broadcast

The leading leaf vegetable and when cooked, the most appetizing, healthful and nourishing of all the "greens."

**Culture**—As all spinach, except New Zealand shoots to seed in hot weather it thrives best as an early Spring or Fall crop and should not be condemned if weather conditions necessitate re-planting. Rains directly after planting invariably destroy germination, for seed will rot, rather than penetrate a hard packed soil.

Sow early in well prepared, limed and fertilized ground, ½ in. deep in rows 1 ft. apart and thin to 4 ins. in the row, planting every 10 days to May 15 for a succession. August sowing for Fall and September sowing for Winter crops, is best. Seed sown on snow lies dormant and germinates in the Spring.

## NOBEL OR GIANT THICK LEAVED

**45 Days**—Produces the largest spinach, suitable for home garden, market or canning. Plant vigorous and slow to form seed stalks. Leaves smooth deep green, pointed with round tip; large, thick and tender.

## NEW ZEALAND

**70 Days**—Hot Weather Spinach—Ideal for home garden. Sow 1 in. deep in rows 2½ ft. apart and thin to 4 ins. apart. Although not a true spinach, the leaves resemble spinach and taste similar. When true spinach bolts to seed, New Zealand is at its best, bearing continuously from July until killed by frost. Plant bushy with abundant, brittle but thick pointed leaves of delicious flavor. As top stalks are cut, side shoots develop into another crop of leaves.

## PERFECTION CURLED SAVOY

**38 Days**—The best first early savoy-leaved spinach for either home or market gardener. Repeated selection has made our strain the most perfect. Plant compact, erect with prolific dark green, beautifully blistered and crumpled leaves.

## BLOOMSDALE SAVOY

**40 Days**—A nationally popular variety for early Spring sowing prized by gardeners, shippers and canners due to its hardiness and numerous rich green, crumpled leaves.

## LONG STANDING BLOOMSDALE


**42 Days**—Popular for home and commercial growers alike. It combines the Savoy quality with Long Standing merit of retaining a luxuriant freshness 10 to 14 days longer than other sorts before bolting to seed. A sturdy plant producing a heavy crop of dark green, well-crumpled leaves.

## KING OF DENMARK

**46 Days**—Excellent long season, Spring planting variety recommended for market growers and canners. Plant low, spreading, with extra large, slightly crumpled, dark green leaves.

## OLD DOMINION BLIGHT-RESISTANT

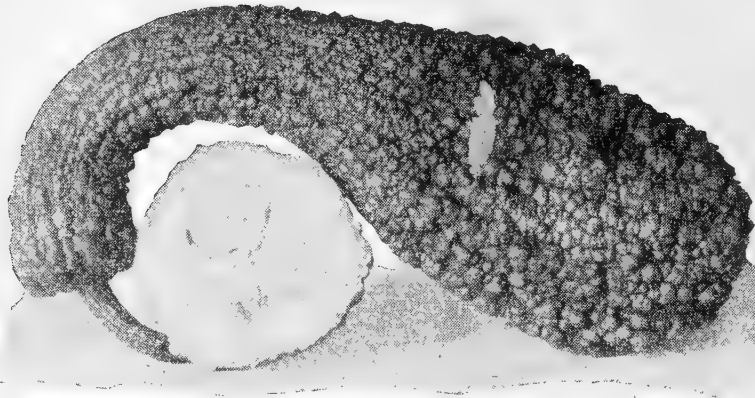
**40 Days**—Savoy type with leaves more pointed. Attractive and valued for resistance to "yellows" or mosaic. Sow only in the Fall or early Spring in areas where Spinach blight is prevalent.



Perfection Curled Spinach

# Summer Squash *Early Bush Varieties*

*1 Oz. to 25 Hills; 4 Lbs. per Acre*



Early Yellow Summer Crookneck Squash

## EARLY YELLOW SUMMER CROOKNECK

**50 Days**—The most popular of the yellow varieties and a favorite for home gardens, truckers and shippers. Fruits curved at neck, golden yellow, 3 ins. thick and 10 ins. long, thickly covered with warts. Flesh pale cream, firm, tender and richly flavored.

## GIANT SUMMER CROOKNECK

**55 Days**—A very large type of the Early Yellow Summer Crookneck, not as prolific but double in size; 4½ ins. in diameter and 16 to 20 ins. long.

## EARLY PROLIFIC STRAIGHTNECK

**50 Days**—A small straightneck with smooth, creamy fruits. A heavy early yielder of excellent quality and a valuable shipper.

## GIANT SUMMER STRAIGHTNECK

**55 Days**—Fruits lemon-yellow, 3½ ins. thick and 12 to 16 ins. long. Straight, tapering at the stem end and well warted. Flesh light yellow and thick.

## MAMMOTH WHITE BUSH

**56 Days**—Identical in every respect to the Early white Bush except size which measures 10 to 12 ins. in diameter.

Summer Squashes are not suited for Winter storing. Use when young either baked, boiled and mashed, or fried. They are ready for table use while their skin is tender and soft which can be determined by an impression of the finger nail. Avoid planting near pumpkins.

**Culture**—Sow in May or June in warm, richly fertilized soil. Plant in hills 1 in. deep, 4 ft. apart each way, thin out to 3 plants per hill and dust with air-slacked lime or tobacco dust to control insect attacks. Cultivate shallow without disturbing the roots.

## EARLY WHITE BUSH OR PATTY PAN

**53 Days**—The most popular early variety used extensively for home, market gardens and for shipping. Fruits creamy-white, flattened, smooth with scalloped edges; 3 ins. thick and 8 ins. in diameter. Flesh milk-white and firm.

## CASERTA

**50 Days**—All America selection. Cocozelle type earlier and more prolific. Fruits slim, 6 to 7 ins. long by 1 to 4 ins. thick at the market stage. Skin light, glossy green with broken stripes of dark green. In the market it appears fresh long after picking.

## COCOZELLE GREEN STRIPED

**60 Days**—A popular variety, deep green when young, ripening with alternate stripes of green and yellow. Fruits smooth, long and cylindrical tapering at the stem end; 5 ins. in diameter and 12 to 15 ins. long. Flesh greenish-white; thick and firm.

## BLACK ZUCCHINI

**60 Days**—Black green color. Fruit long and slender, 3 to 4 ins. by 12 to 15 ins. Flesh greenish-white.

# Winter Squash *Late Vining Varieties*

*1 Oz. to 15 Hills; 2 Lbs. per Acre*

Winter Squash can be stored and are used only when they have been fully matured. They are especially fine for pies, stock feeding and canning.

**Culture**—Plant the same as Summer Squash but since they are vines and like plenty of room, place the hills 6 to 8 ft. apart each way or further.

## BUTTERNUT

**95 Days**—Ideal baking type. Fruits long pear shaped, dark buff, 3 to 5 lbs. Flesh orange, thick, dry and sweet.

## BOSTON MARROW

**95 Days**—Fruits shaped like a Hubbard, 6 to 8 lbs. Skin light orange. Flesh deep orange, thick, fine-grained and delicious.

## BLUE HUBBARD

**110 Days**—Same shape as Hubbard. Skin blue-gray.

## IMPROVED GREEN HUBBARD

**105 Days**—The True Hubbard and one of the best for home, market gardeners and shipping. Fruits medium in size, 10 to 12 lbs.; pointed at both ends. Skin bronze-green, slightly warted; rind hard, keeps well. Flesh orange-yellow, thick, dry, fine grained and sweet.

## GOLDEN DELICIOUS

**100 Days**—Excellent small fruits, 7 lbs.; top-shaped. Skin smooth, bright golden with lighter stripes. Flesh orange, thick and sweet.

## TABLE QUEEN OR ACORN

**58 Days**—The only Winter squash early enough to use during Summer. Fruits a dark green about the size of a cocoanut, acorn-shaped, smooth and deeply furrowed. Flesh light yellow; bakes well with sweet, inviting flavor.

## RED OR GOLDEN HUBBARD

**100 Days**—Fruits 8 to 10 lbs. Skin orange-red. Flesh deep orange, dry, and fine-grained.



Improved Green Hubbard



# Tomatoes


1 Oz. for 3000 Plants; 4 Ozs. per Acre

Our Tomato seeds are all grown from stock seed of finest quality. The selections for purity are made from healthy, strong growing vines yielding fruit true to type. A uniform standard is set for color, thickness, size, disease resistance and heavy yielding qualities. No finer strains of Tomatoes can be found anywhere than our high bred stocks.

**Culture**—For an early crop of tomatoes sow about the middle of February  $\frac{1}{2}$  in. deep in prepared soil in a hot bed or indoors in a seed pan placed at a sunny window. To produce strong healthy plants, transplant when 3 ins. high to small pots or seed pans. On the approach of early Spring place them in a frame, admitting fresh air in mild weather so as to harden and make the plants stocky.

**For a late crop** sow the seed in a warm cold-frame by April 1st, sufficiently thin in the row to insure strong, stocky plants. Dust plants with a reliable insecticide to protect against disease and insects. Transplant in the open ground the middle of May, if the ground is warm,  $3\frac{1}{2}$  ft. apart in rows 4 ft. apart. They thrive and produce the best fruit planted in well fertilized, loamy soil. Practice clean, shallow cultivation.

In a home garden, support the plants with stakes or trellises and pinch the suckers. The fruit will then ripen better and be more choice in size and quality.



Marglobe  
Tomato  
Certified

IN THE FOLLOWING DESCRIPTIONS OF OUR VARIETIES OF TOMATOES, WE HAVE PLACED A STAR ★ BEFORE EACH VARIETY OF WHICH WE HAVE CROWN PICKED CERTIFIED AND CERTIFIED TOMATO SEED. THE REGULAR VARIETIES DO NOT HAVE A STAR ★

## **Pennsylvania State Tomato Seed Certification Requirements**

**Tomato Stock Seed**—Before any variety can even be entered for certification in Pennsylvania, stock seed from carefully selected and staked plants must be saved the year previous to certification. We go further than that, as our stock seed is saved from carefully staked plants at least two years previous to certification, and seed from those staked plants proved by test a year in advance of certification. Only the very best strains are used for growing our fields for certification.

**Field Inspection**—The Plant Pathologist representing the Bureau of Plant Industry, Department of Agriculture, Harrisburg, Pa., and other inspectors of Pennsylvania State College, accompanied by our Company field men, inspect all our tomato fields before the first pickings are made. At least one more field inspection is necessary and sometimes one or two after that before these two inspectors are satisfied that the fields are up to the high standards required. During these inspections the fields are rated for vigor, and the plants and fruits are carefully examined for disease and trueness to type, whole fields being discarded if they do not meet the very strict requirements.

**Inspection of Equipment**—The seed saving machines are inspected, and the processes of washing and drying of the seed are checked.


**Germination Tests**—Samples of certified tomato seed are taken by state inspectors direct from the bagged stocks. These are tested for germination at Harrisburg and certificates issued to our Company.

**Certification Stickers**—The Pennsylvania Department of Agriculture issues pink certification stickers which we paste on each package of Certified and Crown Picked Certified Tomato Seed. These stickers state that the tomato seed in the package was inspected and certified by the Pennsylvania Department of Agriculture. We guarantee the seed to be part of that inspected and passed in accordance with the Pennsylvania rules and regulations for the certification of tomato seed.

## **Crown Picked Certified Tomato Seed**

The demand for Crown Picked Tomato Seed has been so great that we have previously been unable to fill the orders for it. We now have Crown Picked Seed of all the certified tomato varieties listed. For Crown Picked Seed only the first or crown clusters of fruits are used. Some growers claim that crown picked seed is plumper and therefore produces earlier fruits the following year than the seed from later pickings.

# Tomatoes Early and Main Crop—Red Varieties



Certified  
Rutgers  
Tomato

## ★ RUTGERS

86 Days from Plants—Sold in sealed packages only. This second early variety is now a favorite for market, canning and the manufacture of juice. Vine large with thick stems and an abundance of heavy foliage to protect the fruit from sun scald. Fruits blood-red, medium to large, similar in shape to Marglobe but flatter at stem end. Free from cracks and disease. Flesh firm, ripening red from the center with a low acidity content.

## MARGLOBE

77 Days from Plants—Sold in sealed packages only. The most popular and widely used tomato having all the good qualities desired by the home gardener, trucker and canner. Vine vigorous with heavy foliage, resistant to blight and nail-head rust. Fruits scarlet, large, deep, globe-shape, smooth and solid, with small seed cavity and delicious, thick meat. Ripens well to the stem.

## ★ VALIANT

69 Days from Plants—A deep Marglobe-type tomato which matures within three days of Earliana. Valiant has proved a great money maker for the trucker besides an extra early pick for the home gardener. Fruits scarlet, large, deep, globe-shape, smooth, solid and of fine quality.

## IMPROVED EARLIANA

66 Days from Plants—Considered the earliest red tomato for the home garden and the most profitable to grow for early market. Vine open and spreading and very productive for an early sort. Fruits slightly flattened, smooth, solid, good sized and deep from stem to blossom.

## ★ GROTHEN'S GLOBE

68 Days from Plants—A wilt-resistant variety. Resembles Break O' Day but has a positive bright red color. Well adapted to green-wrap shipping. Fruits medium large, globular, firm and solid.

## BREAK O' DAY

70 Days from Plants—Developed for earliness. Resembles the Marglobe and is resistant to wilt. Vine vigorous, of open growth and very productive. Fruits scarlet with a yellow cast at stem end, globe-shaped, medium large, smooth and uniform.

## ★ BONNIE BEST

73 Days from Plants—One of the best all purpose tomatoes valuable for the early market, home gardens and for forcing under glass. Yields well all season. Vine medium growth. Fruits bright scarlet, medium size, quite round, smooth, solid and of excellent quality.

## ★ JOHN BAER

70 Days from Plants—A well known early variety maturing between Earliana and Bonnie Best. Vine open and medium height. Fruits scarlet-red, medium size, flattened, globe-shape, smooth, firm and nice flavor.

## ★ PRITCHARD OR SCARLET TOPPER

73 Days from Plants—One of the finest wilt-resistant varieties and valuable for the trucker and for long distance shipping. Midseason to late and a heavy yielder. Vine low with heavy foliage. Fruits scarlet, globular, large, smooth and solid with thick walls.

## Late Red Varieties

### IMPROVED NEW STONE

85 Days from Plants—The Stone is a great favorite with all tomato growers. Its productiveness, uniformity, solidity, richness of color, carrying and keeping qualities are remarkable. Vine large, vigorous and very productive. Fruits bright, deep scarlet, oval, exceptionally smooth, ripening evenly to the stem without a crack. The main crop tomato to use for canning or slicing.

### CRIMSON CUSHION OR BEEFSTEAK

90 Days from Plants—A scarlet "sport" of the Ponderosa and resembles the original stock except the color is a brilliant crimson-scarlet. Flesh is very solid and meaty, fine for table use.

### GREATER BALTIMORE

83 Days from Plants—The popular variety for canning, ripening earlier than Stone. Vine large, vigorous and heavily productive bearing with undiminished vigor until frost. Fruits deep scarlet, medium to large, flat but deep, uniform in ripening, solid and excellent quality.

### DWARF STONE

92 Days from Plants—The most popular dwarf or "tree type" variety and very choice for home gardening. Plant short, compact with dense, dark, potato-like foliage requiring no support. Exceptionally attractive fruits of a glossy bright red, large, oval, smooth and very solid. Delicious for slicing, juicy, fleshy and contains few seeds.

# Tomatoes Pink Fruited Varieties



Monarch Tomato

Extra large, pink fruited, some weigh as much as 2 lbs. each

## MONARCH

95 Days from Plants—A few plants of Monarch in any garden will attract attention. The unusual growth, the mammoth size of the rich, glossy, deep pink fruit, ripening thoroughly to the stem and smoothness are qualities that feature this variety. The slice is fleshy, firm, practically free from seeds, mellow, sweet and free from any acid flavor. For best results train a single stem to each stake or trellis.

## Yellow Fruited Varieties

Yellow Tomatoes have been steadily increasing in popularity. They are tasty, mild, non-acid in flavor. Valuable for preserving and canning juice.

### JUBILEE ORANGE

72 Days from Plants—The sensational orange-yellow tomato, brilliant in appearance and tempting to the taste. Fruits are globular, average 6 ozs., solid and thick with few seeds. Flavor mild, mellow and free from acid. Makes delicious orange colored juice.

### GOLDEN PONDEROSA

88 Days from Plants—Same as Ponderosa but bright golden yellow.

### GOLDEN QUEEN

85 Days from Plants—A popular variety. Fruits medium large, deep golden yellow, smooth, solid and of mild flavor.

### OXHEART

90 Days from Plants—The distinctive and novel appearance have made Oxheart a desired specialty for home gardeners. Fruits deep pink, heart-shaped, solid, meaty with few seed cells. An individual tomato will often weigh 1½ pounds.

### GIANT PONDEROSA

88 Days from Plants—One of the largest, late home garden varieties. Vine open and spreading. Fruits purplish-pink, large flat but deep, inclined to roughness, solid, very fleshy with few seeds, free from acid and mild in flavor.

### THE BRIMMER

90 Days from Plants—A splendid late variety for the home garden. Fruits deep pink, large, flat, coreless with very few seeds. Flesh firm, mild in flavor and excellent for slicing.

### GLOBE

80 Days from Plants—The favorite pink tomato for growers and shippers. Vine highly resistant to blight, very vigorous, bearing 5 to 7 handsome tomatoes. Fruits a rich, glossy, deep pink, ripening to the stem, free from core and having a most delicious, mellow flavor.

### JUNE PINK

68 Days from Plants—The earliest of the pink fruited varieties and resembles Earliana except in color. Fruits purplish-pink, fair size, flattened and continues to bear until frost.

## Small Fruited Varieties

Chilled and eaten raw they are deliciously mild, non-acid and sweet. Very desirable for making pies, preserves and for canning whole.

### RED CHERRY

73 Days from Plants—Round, cherry-shaped, 7/8 ins.

### RED PEAR

73 Days from Plants—Pear-shaped, 1½ ins. long

### RED PLUM

73 Days from Plants—Plum-shaped, 1¾ ins. long.

### SAN MARZANO


80 Days from Plants—Oval, 1½ in. by 2½ ins. Used by the Italians for making sauce and for puree.

### YELLOW PEAR

73 Days from Plants—Pear-shaped, 1½ ins. long.

### YELLOW PLUM

73 Days from Plants—Plum-shaped, 1¾ ins. long.



Yellow Pear Tomato



# Turnips Grown from Selected and Transplanted Roots



Mammoth  
Purple Top  
White Globe

1 Oz. per 100 Ft.;  
2 lbs. per Acre

## White Fleshed Varieties

**Culture**—Turnips like cool weather and thrive best in Spring and Fall.

For early turnips plant the seed as soon as the ground can be worked so that the roots are large enough for the table before hot weather, otherwise they will become fibrous, tough and bitter. Sow in good rich soil either broadcast or in drills  $\frac{1}{2}$  in. deep,  $1\frac{1}{2}$  to 2 ft. apart and thin out to 3 to 4 ins. apart in the row.

For late turnips sow late in Summer or early Fall. Harvest the crop after freezing weather, top and store in an outdoor pit or a cool cellar.

### MAMMOTH PURPLE TOP WHITE GLOBE

60 to 65 Days—This very fine selection continues to be the most popular and our best seller. Beside being the largest and very best strain on the market, it is the most valuable and salable variety grown. Planted either early or late it is a sure cropper producing an enormous yield of uniform, handsome turnips excellent for bunching or topped. It is the best white fleshed variety for table use, the standard for home, market garden and shipping. For stock feeding grow to full size. Tops medium large, erect and cut-leaved. Roots globular, 4 to 6 ins. in diameter, white with purple top, very smooth. Flesh fine grained, sweet and tender.

### POMERANIAN OR LARGE WHITE GLOBE

70 Days—Grown extensively for stock feeding, producing a heavy yield; it is good for table use when pulled young. Roots 5 to 8 pounds, globular, 4 to 6 ins. in diameter.

### EARLY WHITE EGG

55 Days—Roots egg-shaped, smooth, 3 to  $3\frac{1}{2}$  ins. long, 2 to  $2\frac{1}{2}$  ins. in diameter, with firm, fine grained, sweet flesh.

### EARLY RED OR PURPLE TOP FLAT

45 Days—Used for the table when young and for stock feeding when matured. Roots flat, 3 to 5 ins. in diameter and half as thick; white with purplish-red top. Flesh white, fine grained and mild.

### EARLY WHITE FLAT DUTCH

45 Days—One of the best early varieties. Roots flat, 3 to 5 ins. in diameter,  $1\frac{1}{2}$  ins. thick. Flesh fine grained and sweet.

### EARLY SNOWBALL

40 Days—Roots round, medium size 2 to 3 ins. in diameter, with fine grained, sweet and tender flesh.

### COW HORN OR LONG WHITE

70 Days—Grown for stock feed but very good for table use if young. Roots white with light green top, 12 to 15 ins. long,  $2\frac{1}{2}$  to 3 ins. in diameter, tapering to a blunt point, slightly crooked. Flesh mild, sweet and tender.

### EXTRA EARLY PURPLE TOP MILAN

40 Days—The Milans are the earliest turnips grown. Roots very flat, 3 to 4 ins. in diameter, white with purple top. Flesh white, fine grained, sweet and tender.

### EXTRA EARLY WHITE MILAN

40 Days—This variety is entirely white. In all other respects the same as Purple Top Milan.

## Yellow Fleshed Varieties

### PURPLE TOP YELLOW ABERDEEN

75 Days—An attractive turnip with splendid keeping qualities; grown chiefly for stock feed. Pull when 3 to 4 ins. for table use. A valuable all-purpose variety for Winter use. Tops large, cut-leaved. Roots pale yellow with purplish-red top, globular, 4 to 5 ins. in diameter, smooth and solid. Flesh pale yellow, firm, sweet and tender.

### AMBER GLOBE OR YELLOW GLOBE

75 Days—Excellent for both table and stock feeding. Roots light yellow with green top, globular, large, 5 to 7 ins. in diameter. Flesh pale yellow, fine grained, sweet and tender.

### GOLDEN BALL

60 Days—The best of the yellow varieties to use for an early Fall Crop. Roots orange-yellow, round, 4 to 5 ins. in diameter. Flesh mealy and sweet.

# Rutabaga

## or Swedish Turnip



Improved Purple Top Yellow Rutabaga

1 Oz. per 100 Ft.; 2 Lbs. per Acre

**Culture**—Rutabagas require a longer growing season to mature. They have firmer flesh than turnips and when stored will keep later into the Spring. Never sow the seed broadcast. It should be sown in drills on raised ridges which should be slightly leveled off with the back of a harrow and lightly rolled after seeding. To produce large roots plant the seed the latter part of June until the middle of July  $\frac{1}{2}$  in. deep in rows 2 ft. apart and thin out to 6 ins. apart in the row. As the plants grow, ridge up to allow the roots to form. After a touch of frost, pull, top and store in a pit or cool cellar for Winter use.

### IMPROVED PURPLE TOP YELLOW

**90 Days**—This is the largest and most productive Rutabaga grown. It is the best for table and stock feeding and recommended highly for storage and shipping. Roots bright yellow with purple top, large 5 to 7 ins. in diameter with small tops and exceedingly short neck. Flesh yellow, fine grained, firm, sweet and tender.

### CANADIAN GEM

**88 Days**—A favorite variety with the Canadian growers dependable for uniform growth and fine quality. A quick grower, hardy and resists mildew. Roots yellow with purple top, nearly round with small tops and short neck. Sweet, tender, yellow flesh.

### BUCKS COUNTY

**80 Days**—Our stock of this locally famous rutabaga is the finest on the market. It produces the true type so much in demand in the Philadelphia section. Ten to fifteen days earlier in maturing and sold at a premium for early Fall market. Roots a rather light yellow with a purple top, uniform, globe-shaped, slightly flattened and absolutely neckless. Flesh cream yellow, fine grained, tender, excellent quality and not as strong in flavor as other rutabagas.

### GOLDEN NECKLESS

**85 Days**—A new variety well adapted to bunching or sacking for market purposes. Roots yellow with purple top. Shape slightly longer than globe with a very small top and neck. The root system is refined, making it possible to trim roots for market with little loss. Flesh a golden yellow color cooking to a bright orange. The quality is excellent being a very fine grain and very uniform throughout. A very tender Rutabaga, mild and sweet in flavor.

### MACOMBER OR SWEET GERMAN

**88 Days**—A white fleshed variety. Roots are nearly round, almost neckless. White with greenish purple tops. Well adapted to New England, where it is known as a Turnip.

## Foliage Turnips for Greens

Grown extensively in the South for Winter and Spring salad. Very prolific sprouting of leaves early in Spring make rapid, tender growth and produce heavy yield of good quality foliage. Plant the seed in August, September or very early Spring. The tops are cooked and served as greens.

### SEVEN TOP

A very hardy popular variety planted everywhere in the South for greens and for stock grazing. Shoots very tender when young. Roots woody and undesirable for table use.

### SOUTHERN PRIZE

Similar in growth to Seven Top, hardy and produces an abundance of leaves for greens and forage.

### SHOGIN OR JAPANESE FOLIAGE

A valuable combination for both tops and edible roots. Resists insects and withstands hot, dry weather. Tops produce a heavy crop of erect leaves 18 to 20 ins. tall which are large, thick, juicy, tender and of mild flavor. Roots semi-globular, white throughout with fine-grained, tender, sweet and mild flavored flesh.

# Watermelons

1 Oz. to 30 Hills; 1 Lb. per Acre

**Culture**—In every respect as to soil, planting time, cultivation and destruction of pests, the watermelon is treated the same as muskmelon. The vines, however, are more spreading and the seed should be dropped in hills 5 ft. apart and 8 ft. between the rows.

## DIXIE QUEEN OR WHITE-SEEDED CUBAN QUEEN

**90 Days**—An outstanding melon unbeatable for the home gardener, roadside market, trucker and shipper. Fruits oblong or nearly round, fair size averaging 35 lbs. or more, light green, striped and blotched with dark green; rind thin but tough. Flesh rich scarlet, crisp and extremely sweet with very few seeds. Seeds white and small.

## FLORIDA GIANT, BLACK DIAMOND OR CANNONBALL

**90 Days**—The largest of all the newer watermelons averaging 50 to 60 lbs. It is now the top-notch favorite in the South, a good shipper and one of the best all purpose melons. Vines vigorous and prolific. Fruits oval or nearly round with blunt ends, very dark green with tough, hard rind. Flesh bright red, firm textured, crisp and sweet. Seeds mottled dark brown.

## TOM WATSON

**90 Days**—The ideal shipping melon. Fruits very large, 30 to 40 lbs. measuring 20 ins. long, 10 ins. in diameter with round ends; rich, deep green, indistinctly veined; rind elastic and tough. Flesh rich red, firm sweet and luscious, ripening close to the rind. Seeds brown, spotted with white.

## GEORGIA RATTLESNAKE

**90 Days**—An excellent shipping melon popular in the South for its size, productiveness and eating qualities. Fruits very long, fairly large, 25 to 30 lbs., light green, irregularly mottled with dark green stripes. Rind very tough. Flesh bright scarlet, crisp and sweet. Seeds dull white with black tips.



Dixie Queen or White-Seeded Cuban Queen Watermelon

## STONE MOUNTAIN

**90 Days**—The popular home garden and shipping melon. The rind is tender but this not a handicap with present day quick transportation facilities. Fruits very large, 30 to 50 lbs. when grown in the south, but smaller in northerly climate; oval or nearly round with blunt ends, medium dark green with ribs shading to a darker green. Flesh brilliant rich scarlet throughout, fine grain, firm, deliciously sweet to the rind and very few seeds. Seeds white with black tips.

## ICEBOX

**85 Days**—A home novelty melon small enough to fit conveniently in a refrigerator. Fruits are small and rind thin. The flesh is of excellent quality and bright red. Seeds resemble apple seeds, small, light brown.

## COLE'S EARLY OR HARRIS' EARLIEST

**80 Days**—An extra early variety and a great favorite in the North and one of the finest for family use or the home market. Fruits small size, 15 lbs., short, nearly round, dark green striped irregularly with a lighter shade; rind tender. Flesh light red, sweet and delicious. Seeds black.

## GRAYSTONE

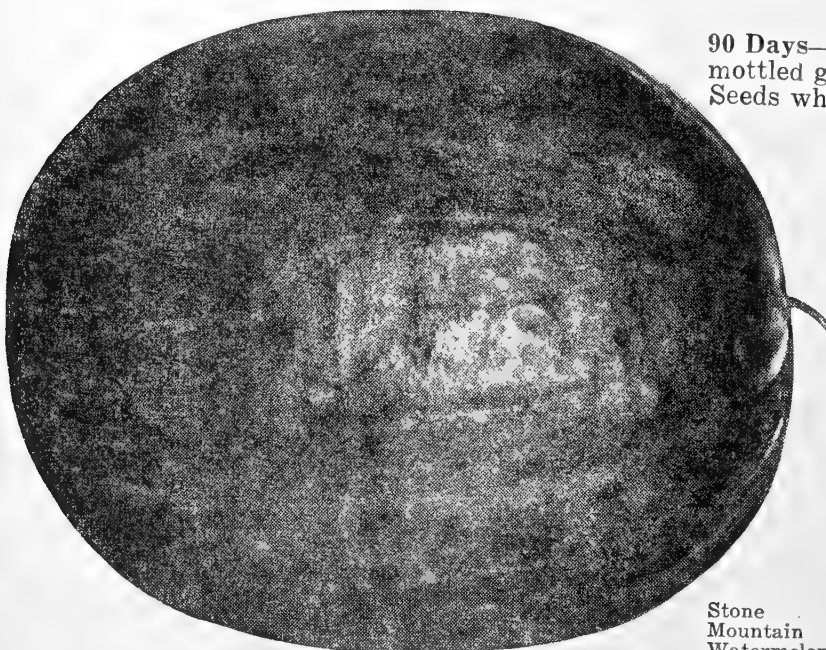
**90 Days**—Stone Mountain type but with thin, tough, mottled gray-green rind. Flesh red, crisp and sweet. Seeds white.

## GARRISON

**90 Days**—A splendid large melon popular for local market in the South. Fruits 40 to 50 lbs., long, cylindrical, white with green irregular stripes. Flesh bright red and sweet. Seeds white.

## IRISH GRAY

**90 Days**—One of the finest melons to grow anywhere. It is quite productive, very sweet and tender, a trifle earlier than Tom Watson and compares equally with that variety in shipping quality. Fruits large, 25 to 30 lbs., oblong, smooth, a distinct mottled greenish gray; rind tough and hard. Flesh bright red, firm and sweet. Seeds white.




Stone Mountain Watermelon



# Watermelons

## DIXIE QUEEN, WILT-RESISTANT

90 Days—A new strain of Dixie Queen highly resistant to fusarium wilt. Foliage dense, giving greater protection to the melons against sun-burn. Fruits nearly round, average 35 lbs., light green, striped dark green, tough rind and a good shipper. Flesh deep red, juicy and sweet. Seeds white and much larger than regular Dixie Queen.



Improved Kleckley's  
Sweet Watermelon

## BLACKLEE, WILT-RESISTANT

90 Days—A highly resistant melon to fusarium wilt. Good shipper. Fruits 40 lbs., medium long, dark green. Flesh deep red, sweet and juicy. Seeds black.

## HAWKESBURY WILT-RESISTANT

85 Days—An excellent shipping variety of the Irish Gray type. Fruits 35 lbs., long, light gray with fine veining of green. Flesh dark pink of good quality. Seeds brownish black.

## LEESBURG, WILT-RESISTANT

90 Days—Similar to Kleckley's Sweet but shorter with blockier ends. Rind a shade lighter in color and much tougher; flesh deep, rose-pink, resistant to white heart; extremely sweet. Seeds white.

## CONGO, ANTHRACNOSE RESISTANT

90 Days—An All America selection that has all of the good qualities required in a shipping melon and above all is anthracnose resistant. Fruits large 40 to 50 lbs., cylindrical, blunt ended, hard tough rind, dark green, with darker green stripes. Flesh fiery red, sweet and ripens well out to the rind. Seeds white with side markings and a brownish tip.

## IMPROVED KLECKLEY'S SWEET OR WONDER

85 Days—The Kleckley's Sweet outsells all other varieties for home and local market gardeners. Fruits large, 30 to 50 lbs., long with round ends, very dark green with faint ribbing. Flesh deep red, sparkling and crisp, juicy and very sweet to the rind. Seeds white.

## HALBERT HONEY

85 Days—A splendid melon for home use and nearby markets. Fruits rich red 30 to 35 lbs., a cylindrical with blunt ends, dark glossy green with fine veins. Seeds white with black tips.

## GOLDEN HONEY

85 Days—Delicious yellow flesh and unusual sugary flavor. Fruits nearly round, 20 lbs., light green with mottled darker green stripes. Seeds brown.

## GREEN SEEDED CITRON

95 Days—Used exclusively for preserving. Fruits round, 10 lbs., striped alternately with dark and light green. Flesh clear white and very solid. Seeds glossy olive green.

## Herbs — Aromatic, Medicinal, and Kitchen

Herbs take but little room in the garden. They are valuable in flavoring, for the fragrance they impart to the home and for the ornamental qualities of some varieties when used in the flower garden.

**Culture**—Plant in rich, mellow soil early in the Spring in very shallow drills 1 ft. apart and thin out or transplant to 6 ins. apart in the row. The varieties used in dry form should be cut on a dry day before they have come into full bloom. Tie in bunches and hang in the shade. Dry quickly, bottle or pack tightly in boxes with the air entirely excluded.

**ANISE.** Annual. 14 to 16 ins. Seeds used for flavoring bread, cakes, cordials and garnishing.

**BASIL, SWEET.** Annual. 1 ft. Leaves used for seasoning, salads, soups and fruit drinks.

**BORAGE.** Annual. 1½ ft. Leaves used for garnishing and cordials. Also cut flowers.

**CARAWAY.** Biennial. 2 ft. Seed used for flavoring bread, pastry, baked fruits and liquers.

**CHIVES.** Perennial. 6 ins. Leaves of onion-like flavor used for salads, soups and stews.

**CORIANDER.** Annual. 2 ft. Seeds used for flavoring candy, medicine and cordials.

**DILL, MAMMOTH.** Annual. 2 to 3 ft. Seeds and leaves used for dill pickles and dill sauce.

**FENNEL, SWEET.** Biennial. 3 to 4 ft. Edible stalks like celery. Leaves for flavoring sauce and soups. Seeds to flavor candy and medicine.

**MARJORAM, SWEET.** Perennial. 2 ft. Leaves used for seasoning salads, soups and poultry dressings.

**ROQUETTE.** Annual. 1 ft. Leaves dull green, thick, pungent, strong flavor, used for "greens."

**SAGE.** Perennial. 1 ft. Leaves used for seasoning meats and poultry dressings.

**SAVORY, SUMMER.** Annual. 10 ins. Leaves and shoots used in salads and for flavoring dressings, soups, stews, snap beans, etc.

**THYME.** Perennial. 10 in. Leaves used in combination with other herbs for seasoning meat, gravy, fillings, etc.

# MAKING A GOOD LAWN



**QUANTITY TO USE**—On new lawns sow 1 lb. of seed to 200 sq. ft. 5 lbs. to 1000 sq. ft., 150 lbs. per acre. For renovating old lawns when turf is thin use half the quantity.

One acre of land contains approximately 210 x 210 ft. or 43,500 sq. ft.

## Advantages of Planting the Best

The foundation and background of your garden depends on the lawn. The first requisite of a good lawn is to purchase a reliable grass seed mixture from a Seedsman you can depend upon. We do not recommend planting separate varieties because results are more satisfactory from a correct combination of grasses than from a variety sown alone.

## When to Plant the Lawn

Fall sowing in September is the best month for making new lawns, as the soil is warm and friable, with plenty of moisture from dews and rains. Competition from weeds is less, and root growth is well established before Spring. If, however, Spring plantings are preferred or necessary, be sure to sow as early as the weather permits, as it is then the grass thrives and becomes strong enough to endure the hot dry weather, and before the weeds infest the soil.

## How to Make the New Lawn

The preliminary work of grading should be done before the ground is made ready for planting because some settling of the soil is always to be expected. After grading, spade well to a depth of six to eight inches and take care that no sub-soil is brought to the surface. If the texture is poor, the addition of top soil, sand, or peatmoss is helpful. Rake carefully to make as fine as possible and apply Wizard Brand Sheep Manure or Cow Manure at the rate of 50 lbs. to 1000 square feet or Vigoro a balanced commercial fertilizer applied 25 lbs. to 1000 square feet, mixing thoroughly into the soil to a depth of two inches. Pulverize and level the surface, removing clods, sticks, roots and stones. When the ground has settled, roll firmly and sow the seed evenly and thickly at the rate of 5 lbs. to 1000 square feet. Sow the seed when there is little wind, scattering it first from one end to the other and then crosswise. Scratch lightly with a rake, again use a roller, forcing the seed in close contact with the soil, which insures prompt germination. Keep the ground moist, sprinkling daily if there is lack of rain.

## Care of the Lawn

Begin mowing the new grass when it is 2 inches high, and cut regularly each week, which gives strength and stability to the sward. Set your mower so that it cuts the grass moderately long, which strengthens the roots, combats weeds, and prevents the grass from being burned out. Our lawn grasses are as free from weeds as care can make them and contain no crab grass; all soils, however, contain seeds of weeds which start to grow along with the grass. Mowing will kill most, but remove dandelions, plantains and crab grass by digging out. Those who have too much crab grass to overcome by pulling out should rake it well and mow in the Fall, repeating the process a couple of times. Sow grass seed, rake well, the first good frost will kill the pest and the new germinated seed will take hold, giving it a good start for early Spring.

## Restoring Old Lawns

Reseed old lawns lightly every Season to maintain vigorous growth and to discourage weeds, using half the quantity necessary for a new lawn. Follow with a light raking and then roll. Sow grass seed all season in all holes where weeds have been dug. All lawns should be watered in hot, dry weather. Allow sprinkler to stay in each section fifteen minutes before changing to next area watered.

## Routine Feeding

It is necessary to stimulate and keep grasses in a healthy condition. For a rapid start in the spring of an established lawn, use Wizard Brand Sheep Manure or Cow Manure at the rate of 5 lbs. to 100 square feet or feed Vigoro sparingly 2 to 3 lbs. to 100 square feet. A dressing of Bone Meal applied 3 lbs. to 100 square feet in the fall before active growth stops will induce a deep, thick root growth and will stimulate the lawn throughout the Winter.

## In the Japanese Beetle Area

The grub or larvae starts feeding on roots in April as it starts toward the surface. To exterminate this pest, broadcast 5 lbs. of Arsenate of Lead mixed with 50 lbs. of any suitable carrier such as sand, fine soil, or even bone meal, per 1000 square feet of lawn area. Light sprinkling forces it into the ground and reduces poisoning danger to children and livestock.

# Landreth's Lawn Grass Mixtures



*The famous Philadelphia Cricket Club tennis courts. Landreth Seed used exclusively for years.*

## *Landreth's Never Die Lawn Seed*

**LANDRETH NEVER DIE LAWN SEED** is composed of grasses which come to life each Spring and produce luxuriant turf year after year if occasionally fed with bone meal or some other complete fertilizer. It is a carefully blended mixture of perennial grasses which acquire a rich emerald green early in the season, retaining this color until late Fall.

**LANDRETH'S EMERALD GREEN**—*Treated with Arasan and Rootone.* The finest of lawn grass mixtures, containing over 75% Perennial Grasses and over 95% Pure Live Seed. Treated with Dupont Arasan to protect against seed and soil-borne diseases and also with Rootone, a hormone stimulant that promotes faster germination, deeper, stronger root growth and thicker top foliage. This DeLuxe lawn seed mixture contains Kentucky Bluegrass, Bent, Poa Trivialis and Fancy Redtop. All fine-bladed grasses that will produce a beautiful lawn having a rich green color and a heavy, compact turf.

**FAIRMOUNT PARK**—A well-known formula of tested durability producing a heavy, thick turf and a good sod throughout the growing season.

**EVERGREEN**—This is a quick growing mixture. You will be pleased with its results.

**NEW YORK PARK**—Sold by Landreth for many years. Satisfactory for a lower price seed.

**FAST GROW**—Used extensively by contractors who desire an immediate effect. The majority of grasses used are temporary. Contains no clover.

**LANDRETH'S RUFFWEAR**—This mixture contains a number of grasses properly blended to withstand the dry spells of July and August and the rainy season of Spring. It is used on all parts of the tennis court and golf course fairway, proving the sportsman's delight as it remains green the entire playing season and is designed for rough wear. Formula does not contain Clover.

**POPULAR**—Very quick growing—satisfactory for the price. Composed mostly of Annual Grasses.

**LANDRETH'S ATHLETIC FIELD**—A mixture to withstand hard, steady wear from cleats and spikes. Grasses are hardy and durable.

**SHADY PLACE**—If possible, plant this mixture very early in the Spring or late in the Autumn for best results. Special shade grasses are used and are necessary for success in shaded areas.

**SEASHORE**—A special mixture composed of permanent, fine bladed, strong rooting, grasses suited for seashore lawns. Top dress the sand with 4 inches of good soil and fertilize well. Water regularly.

**TERRACE OR EMBANKMENT**—Grasses with deep roots which are particularly drought resistant are necessary for the successful growing of grass on hillsides and terraces.

**CEMETERY MIXTURE**—Blend contains a large proportion of Fescue which has proven successful in the sun and shade and withstands drought.

**SUNNY SOUTH EVERGREEN**—This mixture includes varieties of grasses best suited for the Southern States.

**LANDRETH'S DIXIE GREEN**—A highly recommended formula which contains Alta Fescue blended with grasses suited for the far South.

**LADINO PASTURE MIXTURE**—Contains seeds producing permanent, dense and deep-rooted turf and Ladino clover of inviting, sweet and nourishing quality.



# Individual Grass Seeds

## Fancy Recleaned—Tested for Purity and Germination

### BLUE GRASS, KENTUCKY

Kentucky Blue Grass is the most valuable permanent grass for lawns and pasture when mixed with other varieties. It germinates slowly and requires a year or more to establish strong turf and should, therefore, be sown with other grasses. Deep green in color, with narrow leaf-blades, Kentucky Blue is one of the richest, sweetest and most nutritious pasture grasses. It thrives from early Spring and gives the finest grazing till Winter. For pasture sow 20 lbs. to the acre; for lawns 10 lbs. to 1000 sq. ft.

### BLUE GRASS CANADIAN

Somewhat similar to Kentucky Blue but lighter in color and will thrive on poorer soils and in warmer climates. Highly relished by cattle. For pasture sow 20 lbs. to the acre.

### BENT GRASS, COLONIAL

This variety differs from Seaside in that it seldom produces stolons but spreads from underground root stalks. A very valuable feature because it gives a dense, reinforced sod of a pleasant green color. It succeeds on well-drained soils and will thrive on acid soils. For lawns sow 5 lbs. to 1000 sq. ft.

### BENT GRASS, SEASIDE

This is a hardy creeping variety forming an ideal turf of dark green color and uniform in texture. Does well in moist situations, making a rapid growth and adapts itself to any soil, particularly acid soil. Excellent for putting greens and fine lawns. For lawns sow 5 lbs. to 1000 sq. ft.

### BERMUDA GRASS

A very valuable grass in any part of the Southern States south of Virginia. It lasts for years, resists heat and drought better than any other variety. Excellent for lawns and can stand heavy grazing. Germinates very slowly, soil must be thoroughly warm. For pasture sow 10 lbs. to the acre; for lawns 5 lbs. to 1000 sq. ft.

### CARPET GRASS

A very valuable pasture grass for the South. It grows on poor, sandy soil, and thrives vigorously on most any soil if moisture conditions are favorable. For lawns and golf courses it makes a heavy sod. For pasture sow 10 lbs. to the acre; for lawns 5 lbs. to 1000 sq. ft.

### FESCUE, ALTA.

A deep-rooted perennial grass with dark green basal leaves and few seed stalks. Related to Meadow Fescue but larger, leafier, longer-lived, more productive. It is excellent in pasture and has high feeding value and palatability. Rapid recovery after pasturing. Wide adaptability to soils, climate, and moisture conditions. Will tolerate poorly drained conditions and improves the soil. It has a long growing season and is one of the few grasses remaining green throughout the season. Alta Fescue is also finding a place as a turf-plant for airfields and roadsides. For pasture sow 30 lbs. to the acre.

### FESCUE, CHEWING'S

Recommended for fine lawns and putting greens. It resists drought and gives good results under trees, succeeds on sandy soils, making a close sod. For pasture sow 30 lbs. to the acre; for lawns 8 lbs. to 1000 sq. ft.

### FESCUE, CREEPING RED

An excellent bottom grass, forming a close and lasting turf. It resists extreme drought and thrives on very inferior soils. Valuable for putting greens, also for sowing on sandy soil and in shaded places. For lawns sow 8 lbs. to 1000 sq. ft.

### FESCUE, MEADOW, OR ENGLISH BLUE

A valuable variety for permanent pasture or hay; it is very fragrant. For pasture sow 30 lbs. to the acre.

### ORCHARD GRASS

One of the most desirable and earliest varieties of grasses for sowing in orchards, pastures or in shady places. It grows rapidly, and does not suffer from close feeding. For pasture sow 30 lbs. to the acre.

### RED TOP, FANCY RECLEANED

This is one of the most valuable varieties for pasture or for using in lawn preparations; will thrive in any soil. Highly recommended for land that will not grow Kentucky Blue Grass. For pastures sow 15 lbs. to the acre; for lawns 3 lbs. to 1000 sq. ft.

### ROUGH STALKED MEADOW GRASS

#### *Poa Trivialis*

Resembles Kentucky Blue Grass in color with a trifle wider blade. It should not be used in dry or sunny locations, but thrives in shade. Fine for shady lawns and pastures. For pasture sow 20 lbs. to the acre; for lawns 10 lbs. to 1000 sq. ft.

### RYE GRASS, DOMESTIC

A valuable grass for pastures and lawns when quick results are required. Thrives well on any soil; for pasture sow 30 lbs. to the acre; for lawns 10 lbs. to 1000 sq. ft.

### RYE GRASS, ENGLISH PERENNIAL

A nutritious permanent grass for meadows and pastures, or for mixing with other grasses for lawns, or for permanent pasture mixtures. For pasture sow 30 lbs. to the acre; for lawns 10 lbs. to 1000 sq. ft.

### RYE GRASS, ITALIAN

Very desirable for pasture, thriving in any soil, maturing the first season. Recommended for Southern lawns in Winter when the Bermuda is dormant. For pasture sow 30 lbs. to the acre; for lawns 10 lbs. to 1000 sq. ft.

### TIMOTHY

The most valuable of all hay grasses; produces heavy crops. For pasture sow either in Spring or Fall at the rate of 15 lbs. to the acre, but less if used with other grasses.

# Livestock Crops Farm and Bird Seeds Plow-Under Crops

## Clovers

### Inoculate with Nitragin

Clovers are valuable for hay and pasture crops. They improve the soil by transforming the nitrogen of the air into nitrates. For hay cut when just commencing to bloom. As a soil improver plowed under when green it will make the land rich with humus and increase the yield of other crops to follow.

**ALFALFA.** Sow on rich, well drained soil during March and April, or August and September, 25 lbs. per acre, preferably with no other crop.

**ALSIKE CLOVER.** Sow early Spring or Autumn in mixtures; if used alone 10 lbs. per acre. If with other crops 6 lbs. per acre.

**CRIMSON CLOVER.** An annual; valuable as a cover crop, excellent for early Spring pasture or for hay. Sow from June to October, 20 lbs. per acre.

**LADINO CLOVER.** A giant white clover used as a most valuable ingredient in pasture mixtures. Also excellent in mixtures intended for hay, silage or aftermath grazing. Sow Spring and Fall, 1 to 2 lbs. per acre alone, or 2 to 4 lbs. with other grasses.

**RED CLOVER.** Sow early Spring or July and August using 20 lbs. per acre alone, if with other crops 10 lbs. per acre.

**SWEET OR WHITE BOKAHARA CLOVER.** Used extensively by bee-keepers. Sow Spring and Fall, 25 lbs. per acre.

**WHITE DUTCH CLOVER.** Used on lawns and permanent pasture mixtures. Sow Spring and Fall, 10 to 15 lbs. per acre if alone, or 5 lbs. with other grasses.

## Dwarf Essex Rape

A green forage plant of rapid growth ready for grazing in 6 weeks, yielding enormous crops. It makes excellent salad "greens" and is extensively planted in the South. Sow from August to April in the South and in the North from March to May and from August to October, using 10 lbs. per acre broadcast and 5 lbs. in drills.

## Vetches

### Inoculate with Nitragin

Recommended to plow under as green manure for soil improvements. Excellent for milk-production and fattening live-stocks either green or as silage or hay. Sow broadcast at the rate of 40 lbs. per acre with 1 bu. of oats, wheat or rye to keep the Vetch off the ground. For a hay crop cut just as the grain has headed out in the milky state.

**SPRING VETCH.** Sow May or June.

**WINTER OR HAIRY VETCH.** Sow from August 1 to October 1.

## Cow Peas and Soy Beans

### Inoculate with Nitragin

The great plow under crop to improve your soil. They are nitrogen producing legumes which can be turned under as a fertilizer after a crop is cut. Yields 15 or more tons per acre of green feed; excellent for silage or hay crop. Sow May or June, 1 to 1½ bu. per acre alone or 1 bu. in drills.

We offer:

**CANADA FIELD PEAS.**

**COW PEAS.** California Black-Eye.

**SOY BEANS.** Black Wilson.

## Millet

A tall annual grass with green blades resembling corn leaves. Valuable catch-crop to replace other crops which may have failed. Can be fed green or as silage.

**BARNYARD.** A heavy yielder. Sow May to June 15th, 10 to 15 lbs. per acre broadcast or 8 lbs. in drills.

**GOLDEN (Tennessee).** Sow April to July, 1 bu. broadcast per acre.

**HUNGARIAN.** Can be sown as late as August 1 and yield a heavy crop. Sow 1 bu. broadcast per acre.

**PEARL OR CAT TAIL.** A valuable variety for the South. Sow 10 lbs. per acre in 3 ft. drills when soil is warm.

## Sundry Farm Seeds

**BARLEY—Six-Rowed.** Sow from April to July 1, broadcast 2 bu. per acre.

**BROOM CORN—Evergreen.** Sow in May, 10 lbs. per acre in drills 3 ft. apart, thin 3 in. apart in row.

**BUCKWHEAT.** Sow June to July 15th, 1 bu. broadcast per acre.

**OATS—Swedish.** Sow 2½ bu. per acre.

**RYE—Spring.** Sow May 1 to June 1, 1½ bu. to the acre.

**RYE—Rosen Winter.** Rosen type. Sow in Fall.

**SUDAN GRASS.** A valuable drought resisting forage and fodder plant growing tall with small stems and an abundance of broad leaves. Broadcast 15 to 20 lbs. per acre.

**SUGAR CANE—Early Amber.** Sow 1 pk. per acre in drills 3½ ft. apart or broadcast 1 bu.

**SUNFLOWER—Mammoth Russian.** Sow 4 lbs. per acre in drills 3½ ft. apart.

**WHEAT—Winter.** Pa. Certified Thorne.

## Bird Seed for Food

**CANARY BIRD SEED MIXED.**

**SUNFLOWER.** For Parrots and Poultry.

**WILD GAME MIXTURE.** Feed for Wild Birds.

## Tobacco

1 Oz. for 5000 Plants Sufficient for 1 Acre

Cultural instructions with each package

**IMPROVED GOLD LEAF.** The popular flue-cured tobacco so widely used in the Southern bright tobacco belt. Likes a sandy soil. Plant upright with long, broad, tapering leaves.

**IMPROVED WHITE BURLEY.** A variety adapted to a wide range of uses and almost all kinds of soils in the tobacco sections of the South. Leaf medium long, broad, fine texture and easily cured. Makes an excellent chewing tobacco or a fine pipe smoke.

**PENNSYLVANIA OR CONNECTICUT SEED LEAF.** A very desirable cigar variety used extensively in all the Northern cigar leaf States.

# Flower Seeds

## Annuals, Biennials, Perennials

WHAT THEY ARE AND HOW TO TREAT THEM

### Annual Flowers

Annual Flowers grow from seed, blossom, fruit and die down in one season. Many self-sow and are practically permanent. They are obtainable in every color, readily grown and can be used in the following ways—in a border made up of a number of different annuals—for massing of a single variety or color in beds—for filling in spots in the perennial border and rockery—and for growing in rows to supply cutting flowers.

#### *When to Sow Annual Seed*

Nearly all annuals will germinate and bloom in the first season if sown outdoors as soon as the ground is warm, but many sorts such as Ageratum, Asters, Carnations, Petunias, Phlox, Salpiglossis, Scarlet Sage, Snapdragons, Stocks, Verbena and Wall-flower require sowing in some sheltered situation such as a cold frame, greenhouse or a window box in the home about a month before outdoor culture starts. The young plants are transplanted to the open ground when the weather is warm. This is necessary, not only on account of their tenderness, but also because they need more time for development, and by sowing early, the growing season is prolonged. Others such as Bachelor's Button, Calendula, Cosmos, Gaillardia, Marigold, Nasturtium, Zinnia, etc., may be sown outdoors in the open ground when all danger of frost has passed.

Most Annuals thrive on rich soil, plenty of water and sunshine, frequent weeding and cultivation. Annuals with tap roots, such as Blue Lace Flower, Eschscholtzia, and Poppies do not transplant well, and are best sown where they are to stand. Some of the hardy annuals such as Alyssum, Bachelor's Button, Calendula, Cosmos, Larkspur, Bedding Petunias and Poppy can be sown in the Fall just previous to the late heavy frost. The seed will then be dormant until Spring.

### Biennials

Biennials are plants that flower the second year from sowing of the seed.

#### *When to Sow Biennial Seed*

Sow the seed the latter part of June, during July and up to the middle of August. Transplant the seedlings 4 to 5 inches apart into a cold frame or they may be wintered over in the open ground with protection of hay or straw.

### Perennials

Perennials are plants that usually come into flower the year after sowing. They go on living and increasing for a number of years, the stems dying down annually and then throwing forth new growth from the roots each Spring. Perennials are effective planted in irregular but graceful groups along the border. They should be planted so that there is continuous bloom of some kind from early Spring to late Fall. Once established, they are a constant source of pleasure presenting a variety of size, form and color. The tall, sturdy growing plants are valuable as cut flowers and the low species can be used either in the front of the border or in the rock garden.

#### *When to Sow Perennial Seed*

They are easily raised from sowings in seed beds from late Spring until about August. They make strong plants, which may be planted in a permanent situation early enough in the Fall, to enable them to winter safely. Protect them with a light covering of litter late in the Fall. Seed sown in the Fall, winter over in a cold frame. Tender perennials such as Cannas, Dahlias, and Red Hot Poker should be dug up and stored away free from frost.

## CULTURAL DIRECTIONS for FLOWER SEEDS

*The following general rules apply to all:*

There are two ways of sowing seeds; the one in the border where they are intended to remain; the other in prepared beds from which they are transplanted to the Flower Garden. The soil of the seed bed should be in a fine condition, smooth and level as possible, and well enriched. Do not plant when the ground is wet. Sow in rows so that the starting plants can be easily seen. Cover each lot of seed to a uniform depth. Scarcely cover small seeds and others not more than four to six times the diameter of the seed. Press the soil firmly over the seed and keep moist during the process of germination, and while the plants are young. Thin out the young plants to prevent crowding and keep entirely free from weeds. In watering apply gently in order to avoid washing the seedlings out of the ground and, as far as possible, prevent caking of the surface of soil.

When the seedlings have three or four leaves, first water and transplant on a dull day so that they

do not get spindly. The last stage is to transfer them to the garden four to twelve inches apart, according to the size the plants attain in maturity.

Quick growing annuals such as Cosmos, Marigolds and Zinnias, etc., also varieties that do not transplant so well, can be sown where they are to remain, and thinned out to afford each specimen a fair chance of attaining robust growth and of producing fine heads of bloom. Vigorous growth depends upon good drainage, a soil mellow and rich in humus, plant food consisting of manure or prepared fertilizer and lime.

During the time the plants are in flower pick freely, to prevent seed pods forming, and thereby lengthen the flowering season.

All outdoor seed planting must be done when all danger of frost has passed and the ground is warm; otherwise the expectation of a successful garden is remote.

*Brief Cultural Instructions are Printed on the Back of All Packets*



# FLOWER SEEDS

Our list now consists of only the most desirable varieties of Flower Seeds and such as the average amateur gardener can grow with perfect success.

The varieties we offer are the very best obtainable from the most expert growers in the United States and Europe.

*Customers will find it convenient to order Flower Seeds by number. This will facilitate the filling of orders and will insure prompt shipment.*

## **ACHILLEA Milfoil or Yarrow**

Hardy Perennial. 2 Ft. June-Sept.

1021 Ptarmica—"The Pearl." Small double white flowers in clusters. One of the best bedding or border plants, covered with a mass of white blooms so much in demand for color effects during the Summer. The plants may also be lifted and will bloom indoors in Winter.

## **AGERATUM Floss Flower**

Annual. 3 to 9 in. June to frost. One of the best bedding or border plants, covered with a mass of blue blossoms so much in demand for color effect during the Summer.

1070 Blue Ball. Compact ball-shaped plants densely covered with dark blue flowers. 6 in.

1074 Midget Blue. All America Winner. The only variety to come uniformly dwarf. Delicate foliage smothered with small true Ageratum blue flowers. 3 in.

1076 Blue Perfection. Darkest flowers of all the blue Ageratum. 9 in.

## **ALYSSUM**

Annual 2½ to 9 in. June to frost. A fragrant little plant, useful for borders, for edging a path, or for massing in small beds. The flowers come in early Spring and continue to bloom profusely all Summer.

1145 Carpet of Snow. Each plant is a flat, compact mass of pure white flowers 2½ inches high.

1165 Little Gem. Flowers pure white on plants about 4 in. high.

1170 Violet Queen. Dwarf, compact plants covered with sweetly scented flowers of a rich deep shade of violet.

## **Hardy Perennial Alyssum**

1198 Saxatile Compactum—Basket of Gold. 1 ft. Silvery foliage, with showy golden yellow flowers from April to May. A perennial that will bloom the first season if seed is sown early indoors.

## **AMARANTHUS Summer Poinsettia**

Annual. 3 to 4 ft. July to Frost. Ornamental foliage plants, producing long racemes of curiously shaped flowers. Prefer hot, sunny locations.

1208 Molten Fire. Top leaves are fiery crimson, the lower ones maroon.

1210 Tricolor—Joseph's Coat. Leaves brilliantly marked red, yellow, green.

## **ASPARAGUS**

Tender Perennial. Greenhouse or House.

The so-called Asparagus Fern grows freely and quickly and is used for house decorations and conservatory work. The sprays when cut may be used with various cut flowers. They remain fresh in water a long time.

2198 Plumosus Nanus. Feathery, fern-like foliage.

2209 Sprengeri. Drooping feathery foliage with stems 12 to 18 inches long, excellent for hanging baskets.

## **Snapdragons Antirrhinum**

Hardy Annual. July-October. There are few flowers that compare with Snapdragons for their many gorgeous colors and all-around usefulness.

For Summer flowering, sow the seed indoors in March and transplant to the open ground in May. Provide rich soil and set the plants 9 inches apart each way. Snapdragons prefer full sun, although they will do well in semi-shade.

To have good straight stems, each plant should be staked to support the large blooms. Seed pods should never be allowed to form, and flowering stalks, after blooming, should be promptly removed.

## **Rust-Resistant Maximum Giant-Flowered Snapdragons**

3 ft. Produce spikes 30 ins. long and huge flowers 2 to 2½ ins. across.

1266 Alaska. Snow white.

1269 Campfire. Luminous scarlet.

1271 Canary Bird. Canary yellow.


1274 Copper King. Burnished copper.

1277 Crimson. Fiery crimson.

1280 Loveliness. Soft rose-pink.


1283 Yellow Giant. Deep yellow.

1296 Giant Flowered Mixed.



Antirrhinum or Snapdragons

# Giant Annual Asters



California Giant Asters

## California Giant Asters

2 to 3 ft. August-October. The flowers are large and full, combining the well known Crego or feathered type with the vigorous habit of growth and long stems of the Beauty type. The flowers are large and double with long curled petals 5 inches or more in diameter borne on strong, heavy stems 1½ to 2 ft. long. A true non-lateral type. Those who demand the finest for their gardens choose the California Giants and Giant Beauty Asters.

- 1532 Peach Blossom. Shell Pink.
- 1543 Azure Blue.
- 1555 White.
- 1565 Deep Rose.
- 1576 Dark Purple.
- 1577 Crimson.
- 1598 Mixed.


## Giant California Sunshine Asters

3 ft. August-October

2118 Mixed. This lovely race of Asters is unusual in beauty. The flowers are large, 4 to 5 inches across, with a single outer row of petals loosely placed and a double center of short tubular florets. The outer petals are of a contrasting color to the center. The disk is a lovely light-yellow and the encircling petals vary in shades of pink, rose, blue and lavender. The long stiff stems make them ideal for cutting.



Giant California Sunshine Asters



Carpet of Snow Alyssum

One of the most popular and effective of our garden favorites, producing a profusion of flowers in which richness and variety of colors are combined with the most perfect and beautiful forms. They are outstanding in every garden, or pleasure ground. As cut flowers they rival the Chrysanthemum in beauty and diversity of form and color, and remain firm and fresh for days.

By planting early, mid-season, and late flowering varieties you may have a continuous succession of flowers from early summer until frost. For early blooms sow seed indoors or in a cold frame in March, otherwise sow outdoors after danger from freezing has passed.

Good culture and a sunny open situation is essential. Avoid the numerous diseases to which Asters are susceptible by planting in new ground each year. Prepare the soil carefully, using a good heavy loam enriched with a liberal quantity of bone meal, wood ashes and a little air-slacked lime. Barnyard manure should never be used. The plants should be cultivated frequently and tobacco dust sprinkled around the stems to control aphids.

# Giant Asters

## Wilt-Resistant

In some localities Aster plantings have often been a failure with home gardeners. Aster wilt is caused by a parasitic fungus, a disease difficult to overcome once it has made its appearance in the soil. Wilt-Resistant strains are immune from the disease and have proved exceptionally valuable wherever the wilt disease has made Aster growing difficult.

### Giant Beauty Asters Wilt-Resistant


3 ft. September-October. A beautiful Aster resembling the Late Branching type, having larger flowers and borne on longer and heavier stems 1½ to 2 feet long. The flowers are globular, fully double and are 4 inches or more in diameter. The outer petals reflex and the center ones curve gracefully inward.

- 2032 Rose.
- 2043 Purple.
- 2054 Lavender.
- 2056 Crimson.
- 2076 September Beauty. Shell Pink.
- 2087 White.
- 2109 Mixed.

### Giant Wilt-Resistant Asters Mixed

2 to 3 ft. August-October

2165 A magnificent mixture of the most beautiful of the giant sorts, especially selected from the finest varieties, producing beautiful flowers gorgeous in color, gigantic in size.



Giant  
Beauty Wilt-  
Resistant Asters

### Giant Crego Asters Wilt-Resistant

2 ft. August-October. The well known American Aster. The flowers are large and double, with loose petals curled and twisted, resembling Chrysanthemums. The plants are robust and branching with an abundance of bloom.

- 1815 Crimson.
- 1818 Lavender.
- 1821 Purple.
- 1823 Rose.
- 1826 Shell Pink.
- 1829 White
- 1843 Mixed.

### Queen of the Market Asters Wilt-Resistant

1½ to 2 ft. July-October. These well-known early Asters are in bloom two weeks before others begin to blossom. They are of branching habit, flowers nearly round, fully double and borne on long stems, making them exceedingly valuable for cutting.

- 1610 Bright Rose.
- 1621 Lavender.
- 1632 Crimson.
- 1643 Blush Pink.
- 1654 Purple.
- 1665 White.
- 1687 Mixed.

### Giant Branching Asters Wilt-Resistant

3 ft. September-October. This has been a standard variety for many years, very desirable for bedding and cutting. The flowers are large, very double, with incurved petals and vivid colors. The stems are long and excellent for cutting.

- 1454 White.
- 1465 Crimson.
- 1466 Dark Lavender.
- 1476 Rose.
- 1487 Shell Pink.
- 1498 Purple.
- 1521 Mixed.



Giant Crego Wilt-Resistant Asters





Blue Lace Flower (*Didiscus*)

### **AURICULA Hardy Primrose**

Hardy Perennial. 6 in. April-May

2188 **Choice Mixed.** The rock garden treasure that is easily grown. Fragrant flowers of many bright colors, including soft orange, copper-brown and pastel shades.

### **BEANS Ornamental Varieties**

Annual Climber. 8 ft. June to Frost

2310 **Scarlet Runner.** Ornamental as well as a useful vine, perfect for summer shade with dazzling flowers.

2325 **Hyacinth Beans Mixed—Dolichos.** Tender, rapid growing climber, flowering freely; for covering arbors, trellises, etc.

### **BEGONIAS**

#### **Ever-Blooming Bedding Varieties**

Tender Annuals. 1 ft. July to Frost

2398 **Mixed.** Begonia *Semperflorens* is a continuous flowering class fully as valuable for bedding purposes as are Geraniums and Coleus, and having a touch of novelty not possessed by the other plants. They give a solid mass of bloom. Begonias do well in full sunlight and are unsurpassed in partial or full shade. As pot plants for Winter blooming they are splendid.

### **BELLIS PERENNIS**

#### **Giant Double English Daisies**

Biennial. 6 in. April-June. The leaves form a rosette at the base of the plant and the double flowers are borne above on stiff yet graceful stems. Easily raised from seed sown any time from June to September; transplanted in the Fall and protected during the Winter, they will flower the following Spring.

2432 Pure White.

2443 Deep Rose.

2454 Giant Double Mixed.

### **BLUE LACE FLOWER *Didiscus***

Annual. 1½ ft. July to Frost

3956 **Coeruleus.** Very charming outdoors or in the greenhouse. The plant grows about 18 inches high and produces attractive, umbel-shaped flowers of lace-like appearance; the color is a clear coerulean or heavenly blue. Sow seed where they are to remain, as they do not stand transplanting. Excellent for cutting.

### **BRACHYCOME Swan River Daisy**

Annual. 9 in. July-September

2465 **Mixed.** Dainty blue, pink and white flowers which resemble small cinerarias, blooming in great abundance all summer. For edgings, small beds or pot culture.

# Calendula

## **Scotch or Pot Marigold**

**Annual. 1 to 2 ft. June to Frost.** A well-known old-fashioned flower, vastly improved in size, shape and color by scientific plant breeding. The flowers are extra large and double to the very center, rich in shades of orange and yellow.

Calendulas are easy to grow. Sow in the Spring in the open ground and transplant to 12 ins. apart. Keep the flowers cut for continuous blooming. Valuable for pot culture, blooming in Winter and early Spring.

2502 **Ball's Gold Improved.** Extra large flowers of a deep golden yellow. Extremely long stems. A florist favorite.

2512 **Lemon Queen.** Attractive deep lemon yellow.

2518 **Orange King, Reselected.** Rich deep orange-red, dark center. Florist strain.

2555 **Orange Shaggy.** Long and deeply fringed petals overlapping each other. Deep orange, lighter in center of bloom.

2564 **Mixed.**

## **CALLIOPSIS Tickseed**

**Annual. 1 ft. June-September.** Among our most showy and free-flowering annuals. The plants thrive anywhere, even in dry, sunny places on poor soils. Bloom throughout the summer. Excellent for beds or borders.

2576 **Golden Wave.** Rich golden yellow flowers with small chestnut brown center.


2621. **Dwarf Mixed.**

## **CANDYTUFT *Iberis***

**Annual. 1 ft. June-September.** Gay, bright flowers for beds and borders supplying masses of color. Successive plantings of seed in April, May and June, where the plants are intended to stand, give flowers all summer.

2865 **Mixed.**

2869 **Giant Hyacinth-Flowered White.** 18 in. Large, long trusses of pure white flowers. Valuable for cutting.



Ball's Gold Improved Calendula



Canterbury Bells (Cup and Saucer)

## Campanulas

A place should be found in every garden for this old-fashioned and much prized garden plant. *Campanula calycanthema*, the Cup-and-Saucer Canterbury Bell, and *Campanula medium*, the single Canterbury Bell, are biennial, flowering the second year from seed. Bellflower, Harebell and Peachbell are hardy perennials. Sow seed any time up to July 15th, or if sown very early indoors, it may bloom the first year. Thrives best in light, rich soil with good drainage.

### Biennial Varieties

2½ ft. June

#### CUP-AND-SAUCER CANTERBURY BELLS

##### *Campanula calycanthema*

2710 Mixed. Showy blooms similar to the Single Canterbury Bells, but with an extra large calyx of the same color as the cup-shaped corolla. This gives it the appearance of a saucer under a cup, hence the name.

#### SINGLE CANTERBURY BELLS

##### *Campanula medium*

2765 Single Mixed. Pyramidal plants, 2 to 3 ft. tall, covered in June with large, bell-like blooms with edges softly rolled back and attractively fluted.

#### DOUBLE CANTERBURY BELLS

##### *Campanula medium fl. pl.*

2776 Double Mixed. Plants are completely covered with double blooms in white and shades of blue and rose.

### Perennial Campanulas

June-July

2643 Carpatica Blue—Carpathian Harebell. 8 in. Clear blue, good for edging or rock garden.

2654 Carpatica White.

2665 Pyramidalis Blue—Chimney Bellflower. 3 to 4 ft. Pyramidal flowers.

2677 Persicifolia Grandiflora—Peach Bells. 3 ft. One of the very best Bellflowers with large, beautiful blue blooms.

## Carnations

Annual or Biennial. 1 ft. July to Frost. Great favorites and becoming more and more popular every year because of their delicious fragrance and richness of colors. Sow the seed indoors in February or early March for plants to set out after all danger of frost is past. Seed planted in August can be wintered over in cold frames, then transplanted in the open ground in April. Carnations like a sunny location and will grow in any soil that is not too rich. Good drainage is essential. Firm, shallow planting, burying the roots and not the stem of the plant under the soil, is essential.

### Improved Giant Double—Chabaud's

Undoubtedly the best Carnation in existence for outdoor culture and the easiest to raise. The plants are robust, forming ten to twenty stalks bearing huge double flowers rich in color and strongly clove-scented.

2897 Blood Red.

2908 Yellow.

2909 Rose.

2920 Scarlet.

2931 Flesh Pink.

2933 White.

2944 Mixed.

### CARDINAL CLIMBER

#### *Ipomoea Quamoclit Soteri*


Annual Climber. 30 ft. July to Frost

3687 A beautiful and attractive climbing vine. It is a very rapid grower. The foliage is deeply lacinated, and there is an abundance of fiery cardinal-red flowers.

### CASTOR OIL BEAN *Ricinus*

Annual. 5 to 15 ft. July to Frost

6510 Mixed. Giant quick growing plants with ornamental foliage and brilliant colored fruits producing tropical effects. Well adapted for border background or screening. *Ricinus* attracts Japanese beetles and after chewing the leaves the beetle dies. Moles are kept away by a planting of *Ricinus*.



Improved Giant Double Carnations

# Double Cornflowers or Bachelor's Buttons

## *Centaurea cyanus*

Annual. 2 to 3 ft. May to Frost. A perfected strain of Cornflower having larger, more double flowers with more vivid coloring and strong, wiry stems for cutting. Cut these profuse bloomers often to prevent the plants from exhausting themselves by seeding. Also called Blue Bottle, Ragged Robin and Ragged Sailor.

- 3070 Black Boy. Blackish maroon.
- 3072 Blue Boy. Cornflower blue.
- 3074 Pinkie. Deep pink.
- 3076 Red Boy. Deep red.
- 3078 Snow Man. Pure white.
- 3109 Double Mixed.

## CLARKIA

Annual. 2 ft. July-October.

3313 Double Mixed. In recent years this old-time annual has been much improved. The plants are graceful in habit and bushy, with leafy racemes of double flowers.

## COBAEA Cup and Saucer Vine

Annual Climber. 20 ft. July-October

3343 Scandens Purple. A climber of rapid growth. The flowers are quite large, borne on long stems and are of bell shape. In sowing, place the seed edgewise and merely cover with light soil. To get early results, sow seed indoors in March or April; can also be sown outdoors in May.

## COLEUS Flame Nettle

Tender Perennial 1½ ft. June to Frost

3387 Mixed. The most valuable of all the variegated foliage bedding plants. The colors range from green to deep crimson, striped and mottled. Novel house plants.

## COREOPSIS Tickseed

Hardy Perennial. 2 ft. June-October

3410 Lanceolata Grandiflora. One of the finest perennials, producing in abundance large, single golden-yellow flowers on long stems. This is one of the best yellow cut flowers. It will flower the first year from seed.

3412 Double Sunburst. Double with well-rounded flowers of a brilliant golden yellow.



*Centaurea Cyanus* (Double Cornflowers)

## CELOSIA CRISTATA Cockscomb

Annual. 1 to 1½ ft. July to Frost. Free-blooming, graceful plants, producing large ornamental, comb-like heads resembling ruffled chenille.

- 2987 Giant Empress. Rich crimson.
- 3009 Dwarf Mixed.

## CELOSIA PLUMOSA Feathered Cockscomb

Annual. 2 to 3 ft. July to Frost. Radically different from *Celosia Cristata*. The feathery plumes resembling ostrich feathers wave gracefully above the foliage.

- 3010 Chinese Woodflower. Mixed. Ball-shaped flower heads.
- 3033 Pride of Castle Gould. By far the best strain of the large ostrich-plumed *Celosias* with flower-heads in a wide range of brilliant colors—Blood red carmine, deep scarlet, wine red, golden yellow, salmon and dark orange.
- 3044 Plumosa Mixed.

## CHEIRANTHUS Siberian Wallflower

Biennial. 9 to 12 in. May-June

3234 Allionii—Siberian Wallflower. A bright and showy biennial having flaming orange-yellow flowers. Delightfully sweet-scented.

## CHRYSANTHEMUM Painted Daisies

Annual. 1½ ft. June-September. Summer blooming *Chrysanthemums* are showy and effective in the garden. The plants are easily grown from seed. Sow in April in rich soil and they begin flowering in July. Pinch back to encourage branching. They bear an inexhaustible supply of big painted daisy-like flowers on good stems and quite distinct from the hardy and autumn flowering varieties.

- 3203 Single Mixed.
- 3204 Double Mixed.

## CHINESE LANTERN PLANT

### *Physalis Franchetti*


Hardy Perennial. 2 ft. Fruit in Fall

3238 This beautiful plant is grown chiefly for the orange-scarlet lantern-like fruit, which can be cut and dried for Winter bouquets. Native Bittersweet, artistically arranged with Chinese Lanterns, adds to the Winter decoration and comfort of the home. Although a perennial, the pods are produced the same year from Spring sown seeds.



Annual *Chrysanthemum* (Painted Daisies)





Double Flowering Coreopsis

## Columbine *Aquilegia*

Hardy Perennial. 2 to 3 ft. May-July

### Long Spurred Columbines

1422 Mixed. A favorite that is of the utmost value for borders or for planting among shrubbery. This strain is the finest of all and contains the best and brightest colors in shades of pink, lavender, scarlet, yellow, white, etc.

## CYCLAMEN

Tender Perennial. 8 in. Grows Indoors

3643 Giant Mixed. Large flowers. A unique shaped plant with beautiful foliage and large richly colored fragrant flowers. Splendid for the house or greenhouse, thriving in a cool temperature and plenty of light. It takes fifteen months to bloom from seed and the plants require loose soil, rich in leaf mold.



Long Spurred Columbine (*Aquilegia*)

# Cosmos

Annual. 4 to 6 ft. July to Frost. Grace and brilliancy are the characteristics of Cosmos. No garden is complete without them.

These artistic flowers measure 3 to 4 inches across, are borne on long stems with feathery foliage, making them very graceful and desirable for bouquets. They are effective when planted in broad masses or against evergreens or fences. Cosmos are easy to grow. Sow in the Spring in the open ground and transplant to 18 inches apart.

### Extra Early Giant Sensation

This type of Cosmos grows 4 feet high and will bloom from July to frost. Marvelous blooms of exceptional size and artistic shape.

3510 Dazzler. Deep crimson maroon.

3521 Pinkie. A splendid light pink.

3532 Purity. Exquisite white bloom.

3544 Radiance. Bicolor, deep rose petals overlaid with a zone of rich crimson.

3554 Sensation Mixed.

### Extra Early Double Crested


3626 Mixed. A new form which developed from the Late Double Crested Cosmos, growing 4 feet high and blooming in July. They produce about 60% double flowers.

### Mammoth Late Flowering or Autumn Giants

3498 Mixed. Wherever the seasons are long enough these Autumn Giants will produce a magnificent display of truly giant-size single flowers during the late autumn. The blooms measure 3½ inches across. 5 to 6 ft. tall.

### Early Flowering Klondyke Cosmos

3627 Orange Flare. This strain of Klondyke Cosmos is popular everywhere, but especially so in Northern states where early flowering is essential. Plants well branched, 3 ft. tall, covered with showy golden-orange flowers in less than four months from seed, blooming profusely until frost.



Early Giant Sensation Cosmos

## CYNOGLOSSUM *Chinese Forget-Me-Not*

Annual. 1½ ft. June to Frost

3650 Amabile Blue. Introduced from China. Produces sprays of intense blue forget-me-not flowers, delicately sweet scented.

## CYPRESS VINE *Ipomoea Quamoclit*

Annual Climber. 15 ft. July to Frost

3676 Mixed. White and scarlet. A quick-growing climber with feathery light green foliage and bright star-shaped flowers. Soak the seed in warm water before sowing.

# Dahlias from Seed

**Tender Perennial. July to Frost.** Growing Dahlias from seeds is extremely easy and fascinating. There is a great deal of pleasure watching them develop, and always the chance of securing something new. For the large flowering types, sow seed inside during March to get plants large enough to set out when danger of frost is over. Tubers can be dug in the Fall and stored for the following season.

## 3712 UNWIN'S DWARF SEMI-DOUBLE HYBRIDS.

In three months from seed the dwarf compact plants produce a wealth of semi-double Dahlias, held erect on stiff stems above the foliage. The colors are deep crimson, pink and rose, mauves, scarlet, purple, yellow and white. The plants, 2 feet high, require no stakes and can be spaced 20 inches apart.

## 3715 COLTNESS HYBRIDS.


An interesting class of single dwarf Dahlias. Plants form compact bushes about 2 feet high requiring no stakes. This type will bloom in July if seed is sown outdoors when danger of frost is over. By all means try this variety.

## 3698 Single Giant Perfection.

Immense single flowers of various colors; 4 ft.

## 3709 Double Decorative.

Saved from fine double show sorts; 4 ft.



Unwin's Hybrid Dahlias

# Delphiniums Hardy Larkspur

**Hardy Perennial. 3 to 7 ft. June-July.** The most popular perennial in cultivation and one of our most showy and useful plants, possessing almost every requisite for the adornment of the garden. The beautiful flowers, borne on tall stately spikes, are a gorgeous sight and a charm to the garden. Excellent as a cut flower.

To prolong the season of bloom, cut the old flower stems off after they have faded, and new shoots will flower later in the season.

Start seed in flats in March. Transplant seedlings 4 inches apart when  $\frac{3}{4}$  inch high. In May set the plants out in the border where they will bloom in Midsummer. Set mature plants 3 feet apart.

## Pacific Giants Mixed

3738 A magnificent range of colors and pastel shades, many suffused pink. The crested "bees" of white, cream, black or brown add to the beauty of the flowers.

Proclaimed by expert judges as the world's best. Plants comparatively mildew-resistant and flowers practically 100% double. Huge florets 2 to 3 ins. in diameter, beautifully spaced on well balanced spikes. 5 to 7 ft.

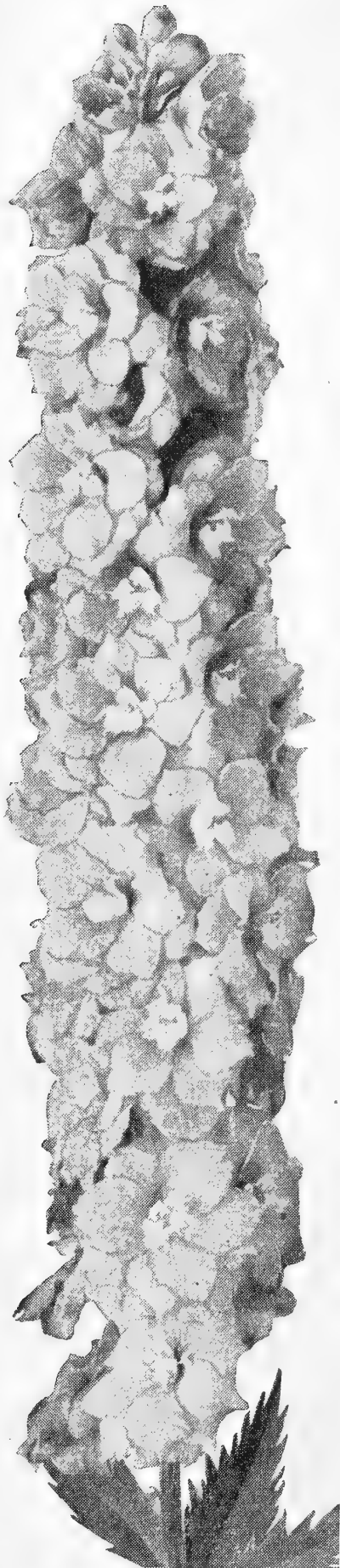
## Wrexham or Hollyhock Flowered Mixed

3740 A giant-flowered strain of superior quality. Single, semi-double and double flowers  $1\frac{1}{2}$  to 2 ins. in diameter, exquisitely proportioned on spire-like spikes. Their sturdy appearance reminds one of Hollyhocks—hence the name. Colors range from pale lavender to indigo blue. Also white and pink combinations, many of them bi-color. 5 ft.


3743 Belladonna Improved. Large single flowers of lovely pale blue, loosely arranged on slender spikes.

3744 Bellamosum Improved. Similar to Belladonna except color is a rich deep blue.

3776 Gold Medal Hybrids. Large single and semi-double flowers in many beautiful colors.



Pacific Giant Delphinium



Dimorphotheca (African Golden Daisy)



Dianthus (Single Annual Pinks)

### **DIANTHUS Hardy Garden Pinks**

**Hardy Perennial.** 6 to 12 in. May-July. The old-fashioned favorite with a dainty clove-scented fragrance is extremely valuable in any garden. They are wonderful for edging a hardy border and are at home in any rock garden.

**3923 Caesius—Cheddar Pink.** A splendid rock plant, forming dense tufts. 3 inches high and bearing bright rosy pink flowers.

**3932 Plumarius Single Mixed—Pheasant's Eye, Grass Pink.** Fringed flowers. 1 ft.

**3954 Plumarius Double Mixed—Double Scotch Pink.** Double and semi-double.

### **DIMORPHOTHECA African Golden Daisy**

Annual. 1 ft. July-September

**3987 Aurantiaca.** A very showy African Daisy, bearing an abundance of gorgeous orange, daisy-like flowers, 3 inches across with black centers.

**3998 Aurantiaca Hybrids.** Beautiful flowers of various shades—primrose, apricot, buff, salmon and delicately tinted.

### **ESCHSCHOLTZIA California Poppy**

**Annual.** 1 ft. July-September. California Poppies are among our most beautiful and popular annuals, being of the easiest culture. Suitable for beds, borders and rock gardens; blooming profusely over a long season. Sow the seed any time during the Spring in a sunny location where they are to remain, as they do not stand transplanting.

**4032 Aurantiaca.** Bright yellow.

**4067 Single Mixed.**

### **EUPHORBIA**

Annual. 3 ft. July-September

**4076 Variegata—Snow on the Mountain.** Attractive light green foliage, veined and margined white.

**4077 Heterophylla—Annual Poinsettia.** Bushy plant of branching habit with dark green leaves. The center top leaves of each branch turn orange-scarlet about mid-summer.

## **Dianthus Annual Pinks**

**Hardy Annual.** 1 ft. June-November. Pinks are the most lovable of all the flowers in the garden, blooming from early Summer until Fall. This branch of the Pink family bears both single and double fragrant flowers with fringed petals. They are unrivalled for brilliancy and richness of color. Seeds sown in Summer or Autumn will flower early the following Spring. If sown early indoors or under glass and transplanted in the garden after frost is gone, they will bloom in July. Plants will usually live over the winter outdoors with light protection; and will bloom early the next spring. The seedlings bear larger and better flowers the first season.

### **Double Annual Pinks**

**3809 Heddewigi Mixed—Double Pink.** Colors vary from richest velvety crimson to the most delicate rose.

**3821 Laciniatus Mixed—Double Fringed Pink.** Large showy flowers with fringed edges.

### **Single Annual Pinks**

**3865 Heddewigi Mixed—Single Pink.** Large and handsome embracing the most beautiful colors ranging from white to the most delicate pink and deep crimson.

**3876 Laciniatus Mixed—Single Fringed Pink.** Showy flowers with fringed edges.


### **Dianthus Hybridus**

**7600 Sweet Wivelsfield.** This hardy Dianthus blooms as freely as the Sweet William but includes a still wider range of lovely colors. Sow outdoors in April to flower in late summer and fall. 1 ft.

### **FEVERFEW Matricaria**

**Annual.** 1 ft. June to Frost. Free-flowering plants, producing all season clusters of small double flowers resembling Button Chrysanthemums. Excellent for cutting.

**5068 Snowball.** Pure White.



Eschscholtzia (California Poppies)





Double Annual Gaillardias

**FOUR O'CLOCK**  
**Mirabilis Jalpa or Marvel of Peru**

Annual. 2½ ft. June to Frost

4954 Fine Mixed. A very popular and most interesting garden plant, spreading to perfect tree-shaped bushes 1½ feet through, which are literally covered with bright-colored blossoms. The flowers open about 4 o'clock in the afternoon, remaining open all night and usually close before noon the next day.

**FOXGLOVE Digitalis**

Hardy Perennial. 3 to 4 ft. June-July. An old favorite and one of the best hardy herbaceous plants; long spikes, the upper half of which are crowded with bell-shaped flowers. Seed sown in the spring will produce plants that will bloom the next season.

3969 Giant Shirley. The best strain in Foxgloves. The plants attain a height of 5 to 7 feet with spikes of blooms 4 feet in length, closely set with large bells ranging in color from pure white to dark rose.


**GAILLARDIA Blanket Flower**

1 to 1½ ft. June to Frost. These splendid bedding plants produce a profusion of barbaric colored flowers; from early Summer until frost. Rich shades of red and yellow are especially effective, grown in masses and they are unrivaled for cutting.

**Annual Varieties**

4087 Picta, Single Mixed.

4098 Picta, Lorenziana. Large, handsome heads of double quilled flowers in rich shades of red and yellow.



Single Annual Gaillardias

**Hardy Perennial Varieties**


Their long-flowering period, lengthy stems and bright colors make these one of the most valuable perennials.

4110 Grandiflora Superba Mixed.

**GOURD Ornamental**

Annual Vine. 20 ft. July to Frost

4254 Mixed. Contains small and large sorts. A tender, rapid-growing, interesting plant with striking foliage and singularly-shaped fruit.



Gypsophila (Annual Baby's Breath)

**GEUM Avens**

Hardy Perennial. 1½ ft. May-June. Attractive flowers excellent for borders. Blooms first year from seed. To avoid wilting after cutting, put stems in warm water.

4130 Lady Stratheden. Double flowering golden-yellow.

4134 Mrs. Bradshaw. Very large, double, brilliant orange-scarlet flowers, blooming throughout the entire season.

**GLOBE AMARANTH Gomphrena**

Annual. 2 ft. July to Frost

4154 Mixed, all colors. A showy everlasting with clover-like heads of flowers. For cutting and drying.

**GYPSOPHILA Baby's Breath**

Annual. 1½ to 2 ft. July to Frost. Big, graceful, airy heads of small white flowers, used by florists and others making up bouquets; often called "fuzzy stuff." It is the chiffon of the flower garden. Several sowings must be made during the season to keep up a supply.


4265 Elegans Alba Grandiflora. An improved form of the annual Baby's Breath. Pure white, large flowers.

4266 Elegans Grandiflora Rosea. Large rose-colored flowers.

**Hardy Perennial Gypsophila—June-July**

4276 Paniculata. White flowers, fine for bouquets. Blooms the first year if sown early.

4287 Paniculata, Fl.Pl. The double flowering Baby's Breath, forming pretty little double white flowers. Used as an Everlasting.



Ornamental Gourds



Helichrysum (Straw Flowers)

### HELIANthemum Rock or Sun Rose

Hardy Perennial. 9 in. May-June

4299 *Mutabile*. Low growing, evergreen plants forming large clumps covered by a mass of pale rose flowers.

### HELICHRYSUM Everlasting Straw Flower

Annual. 2 to 3 ft. July to Frost

4465 *Mixed*. Exceedingly effective everlasting; fine for borders. The flowers are large and the color bright; highly prized for Winter bouquets. Flowers intended for drying should be gathered when partially unfolded. Take off all foliage, tie in bunches and hang blooms downward in some dark, dry place until cured. Give them plenty of room to develop, planting not closer than 12 inches apart.

### HELIOTROPE Extremely Fragrant

Half-Hardy Perennial. 1½ ft. July to Frost

4476 *Lemoine's Giant*. Large flowers varying in color from dark blue to lilac. A popular bedding plant easily grown from seed. The delicate perfume makes this a desirable cut flower to mix in bouquets. Start indoors and transplant outside in May. Sow seed in the open ground in May.

### HIBISCUS Marshmallow

Hardy Perennial. 5 to 6 ft. July-September

4507 *Mixed*. Sturdy canes with single flowers of enormous size. Fine for the tall borders or shrubbery bed.

### HOLLYHOCK *Althaea Rosea*

Hardy Perennial. 6 ft. July-August. A garden without Hollyhocks is not complete. These stately, dignified plants produce wonderful spikes of vari-colored flowers. Sow seed in June or July to flower next year, and in the Autumn transplant to permanent position two feet apart each way.

4598 *Double Mixed*.

4609 *Allegheny Fringed*. The flowers are either double or semi-double, the petals beautifully fringed.

4604. *Single Mixed*.

## HONESTY

### *Lunaria Biennis*, Moonwort, Satin Flower

Hardy Biennial. 3 ft. Pods in Fall

4610 *Biennis Alba*. Flowers purple, followed by silver coin-shaped seed pods much in demand for Winter decoration. Looks well combined with the seed pods of Chinese Lantern.

### HUNNEMANNIA *Santa Barbara Poppy*

Annual. 1½ ft. July-September

4632 *Fumariaefolia*. Bright clear yellow poppy-like flowers for cutting, that last several days in water. Sow seed in May.

### IBERIS *Hardy Candytuft*

Hardy Perennial. 1 ft. April-June. Dwarf evergreen plants, covered with blooms in early Spring. Used for edging beds, rockeries and cemeteries.

4643 *Sempervirens*. Pure white.

4644 *Gibraltarica Hybrida*. Delicate lilac.

### KOCHIA *Mexican Fire Bush*

Annual. 2 ft. July to Frost

4754 *Trichophylla*. A charming and most effective decorative plant, with a habit much resembling one of the compact evergreen shrubs. It has a light grass-green feathery foliage, which changes as the Summer advances to a rich crimson. Fine for hedges.

### LADY SLIPPER Balsam


Annual. 1½ to 2 ft. July to Frost

2298 *Double Camellia-Flowered—Mixed*. An old garden favorite which produces gorgeous masses of very double flowers, each of which resembles in form a camellia flower. The plants are sturdy and bushy. They like hot sun, rich soil and plenty of water. For fine specimens they should not be closer than 18 inches apart.

### LANTANA *Fragrant and Striking*

Tender Annual. 2 ft. June to Frost

4776 *Mixed*. An exquisite bedding plant, also fine for greenhouse or conservatory. Attractive foliage and a wealth of verbena-like flowers in shades of orange, white, rose.



Double Mixed Hollyhock

# Larkspurs

Annual. 2½ to 3 ft. June to Frost. The Larkspur is one of the brightest and showiest of garden flowers. Plant breeders have produced a wonderful improvement by careful selection in size and color of the flower and the general habit of the plant. The flower spikes are of varied shades of red, blue, white, pink, etc. Splendid for beds or borders. Their culture is quite easy. They like cool weather to germinate and grow best. Sow seed very early in the Spring in well drained ground where plants are to bloom. Thin seedlings to stand 1' to 1½ ft. apart. For extra early flowers, sow seed in late Fall. The seed will remain dormant until the first approach of Spring, when it will germinate.

## Giant Imperial Double Larkspur

A magnificent base-branching strain of Larkspur. The delphinium-like spikes of double flowers are carried on stems 3 to 4 feet long and are ideal for cut flowers.

- 4796 Blue Spire. Deep blue.
- 4798 Carmine King. Carmine.
- 4799 Exquisite Pink. Soft pink.
- 4801 Lilac Spire. Rich lilac.
- 4803 Miss California. Deep rose.
- 4804 The Empress. Salmon rose.
- 4806 White Spire. Pure white.
- 4810 Mixed.


## Tall Double Stock Flowered

4795 Mixed. Plants branch freely, bearing long spikes of beautiful double flowers.

## MIGNONETTE Reseda

Annual. 1 to 1½ ft. June to Frost

5132 Mixed Sweet Scented. The sweet delicate fragrance makes this flower very useful for cutting and mixing it with more pretentious blooms lacking a delicate odor. Fine for Winter pot culture.



Giant Imperial Double Larkspurs

## LATHYRUS Hardy Sweet Peas

Hardy Perennial Climber. 10 ft. June to Frost

4921 Mixed. Dense growing climber for covering fences, stones and rough ground; few weeds will grow up through them. Not fragrant.

## LAVENDER Lavandula Vera

Hardy Perennial. 2 ft. June-August

4811 Munstead Strain. Blue fragrant flowers often dried for Winter use on account of their lovely sweet odor.

## LOBELIA

Annual Bedding Varieties. June to Frost. A sheet of bloom all season. Attractive and desirable for edgings, ribbon bedding and rockeries, as well as pot culture.

4832 Crystal Palace Compacta. Beautiful deep blue.  
4865. Mixed.


## LUPINUS Lupine

Annual Sorts. 2 to 3 ft. June-July

4887 Mixed. Showy spikes of pea-shaped flowers, useful for borders and cut flowers. Prefer a little shade and soil free from lime.

Hardy Perennial. 3 ft. June-July

4895 Russell Hybrids. The most beautiful of all hardy Lupinus, noted for its wide range of unusual colors and color combinations.



Annual Lupinus



# Marigolds

**Annual. July-October.** In every garden, Marigolds are old favorites and rank next to Zinnia in dignity and interest. The new types are outstanding. Marigolds keep the garden bright and cheery from mid-summer until frost. The long stiff stems so necessary for ideal cut flowers are covered with an attractive foliage. They prefer a light, rich soil and a sunny situation, and adapt themselves to the mixed border or large beds.

## Gigantea Sunset Giants

**4 ft.** The most popular class of the newer Marigolds and the ideal type for show purposes, florist use and garden decoration. The flowers are fragrant and the largest ever known in the Marigold group, averaging 5 ins. in size, some growing larger. They are loosely formed and very full centered, with broad, heavy petals gracefully overlapping. The plants are strong, growing with heavy foliage and good cutting stems.

**4956 Orange Sunset.** Deep rich orange.

**4957 Sunset Giants.** Mixture of orange-yellow and primrose shades.

## Carnation-Flowered

**3 ft.** Flowers double, with loosely ruffled broad petals.

**4960 Guinea Gold.** Golden orange. 2½ ins. in diameter.

**4953 Giant Yellow Supreme.** Beautiful creamy yellow.

## Chrysanthemum-Flowered

**1½ to 2 ft.** The blooms are almost a perfect ball, reminding one of Chrysanthemum seen in flower shops at Thanksgiving time.

**4975 Giant Goldsmith.** All America Winner. Rich golden orange 4 to 5 ins. in diameter.

**4979 Mixed.** A blend of deep, medium and golden orange, as well as bright lemon.

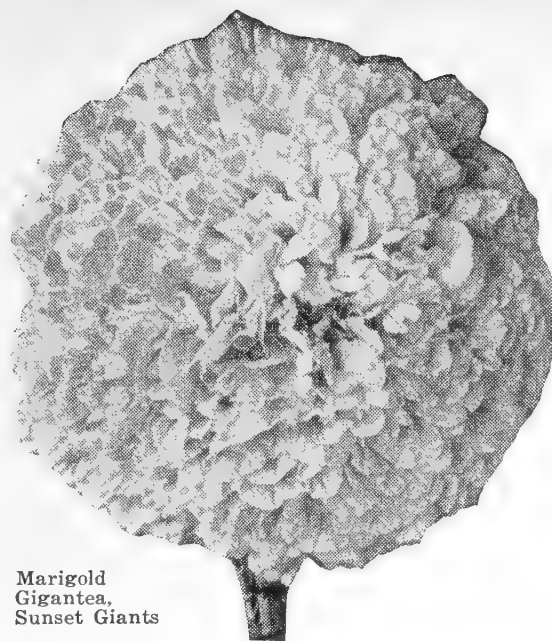
## Double African

**3 ft.** Beautiful ball-shaped, perfectly double flowers of the quilled type. Splendid for beds, borders and cutting.

**4962 Orange Alldouble.**

**4963 Lemon Alldouble.**

**5009 Double African Mixed.**



Marigold  
Gigantea,  
Sunset Giants

## French Marigolds

**Bloom in 10 weeks.** Compact plants unequalled for borders or edging, with stems long enough for cutting. The double varieties are small, ball-shaped flowers, 1 in. across. The single flowered are larger and average 3 ins. in size.

### Double Early Dwarf Varieties

**5032 Butterball.** 10 ins. A bright canary yellow.

**5022 Harmony.** 1 ft. Deep orange crest surrounded by a narrow maroon collar of broad petals.

**5030 Harmony Hybrids.** 1 ft. A wide and varied color range.

**5031 Spry.** 9 ins. Yellow pin cushion centers bordered with mahogany-red collar.

**5033 Sunkist.** 8 ins. Rich, deep golden orange.

**4980 Yellow Pigmy.** Tiny lemon-yellow flowers.

**5043 Mixed.** 1 ft.

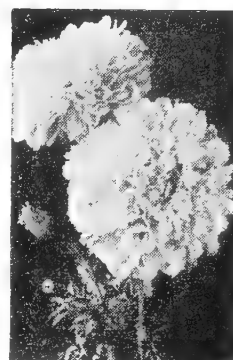
### Single Early Dwarf Varieties

**5046 Flash.** 18 ins. Tangerine flowers marked with rich Marigold red.


**5047 Naughty Marietta.** Golden yellow flowers attractively blotched maroon at the base of the petals.

**5049 Red Head.** 12 ins. A rich mahogany changing to auburn and later to shades of bronze and gold.

**5050 Sunny.** 15 ins. Bright yellow flowers with wavy edges.



Giant Yellow  
Supreme Marigold



Naughty Marietta  
Single Marigold



Giant Goldsmith Chrysanthemum-Flowered Marigold



Harmony Marigold

# Nasturtiums

Nasturtiums are one of our most popular garden annuals. They excel for brilliancy of color, duration of bloom, ease of culture and general usefulness.

All they need is a moderately good, light soil, preferably sandy, in a well drained, sunny situation. Plant seed 2 inches deep when ground is warm, and thin to 6 inches apart. Do not overfeed or water, or they will produce too much growth and not enough flowers. The more the flowers are picked, the more freely they will bloom. They are suitable for bedding or edging and distinctive as a cut flower, having a spicy fragrance.

## Double Sweet-Scented Nasturtiums

**Semi-tall.** This newer development of Nasturtiums is now the most popular. The entire bushy plant, including the small runners, is covered with fragrant, double blooms in a blaze of color. Lovely for cutting.

5551 Golden Gleam. Most popular yellow.

5553 Scarlet Gleam. Fiery scarlet.

5560 Glorious Gleam Hybrids. Plenty of choice, cut flowers in this range of colors including salmon, golden-yellow, orange, scarlet, cerise, cream-yellow, crimson, gold flushed scarlet and many variegated or blotched.

## Dwarf Double Nasturtiums


5564 Mixed. 1 ft. Compact, globular plants without runners, producing sweet-scented, double flowers on long stems.

## Dwarf Single Nasturtiums

5387 Mixed. 1 ft. The old fashioned five-petaled Single Nasturtiums will always be popular for beds, borders and edgings.

## Tall Single Nasturtiums

5510 Mixed. 6 to 10 ft. Beautiful climbers for trellises, verandas, hanging baskets and window boxes.



Heavenly Blue Morning Glory

## Morning Glories

### and MOON FLOWERS *Ipomoea*

**Annual Climbers.** 20 ft. July to Frost. For covering arbors, trellises, walls or stumps of trees these rapid growing climbers are invaluable. They require a sunny location and bloom best in a fairly dry location in soil that is not too rich. Sow seeds late in the Spring, soaking overnight in warm water to hasten germination.

4698 Heavenly Blue—Improved Early Flowering.

The beautiful sky blue of Heavenly Blue unquestionably makes this the most popular of all Morning Glories. The flowers are immense, 4½ ins. across, opening early in the morning and closing late in the afternoon, blooming in profusion from early Summer to frost. To get the greatest quantity of flowers from this strain do not over feed with fertilizer or over water.

4699 Scarlet O'Hara. Large bright wine red flowers, freely produced on fast growing vines which bloom 65 days after the seed is sown.

4700 Pearly Gates. All America Winner. This beautiful white Morning Glory, identical in growth, foliage and bloom to Heavenly Blue is a grand companion for that popular blue-flowered variety. The flowers are a satiny pure white with a creamy shading in the throat.


4676 Moonflower *Grandiflora Alba*. At night, and during dull days, the plants are covered with an abundance of large, pure white, very fragrant flowers, 5 to 6 inches in diameter.

## MYOSOTIS Forget-Me-Not

**Hardy Biennial.** 8 in. April-June. Dainty, sweetly-scented, little flowers that appeal to everybody. Seed may be sown any time from Spring until Mid-Summer.

5188 Alpestris, Royal Blue. Indigo-blue. The best dark blue.

5198 Alpestris Mixed.



Double Sweet-Scented Nasturtiums

## NICOTIANA—Sweet-Scented Tobacco Plant

**Annual.** 3 ft. June to Frost. Tall spikes, with many long-tubular flowers which open toward evening, giving off a sweet fragrance. An easy annual to grow, and one of the most fragrant.

5543 Affinis. Pure white.

5554 Affinis Hybrids Mixed.

## NIGELLA (Love-In-A-Mist)

**Annual.** 1½ ft. July to Frost

5565 Miss Jekyll. Cornflower blue. Delightful little airy plants with needle-like foliage and curious looking flowers and seed pods. Thrives in any soil.

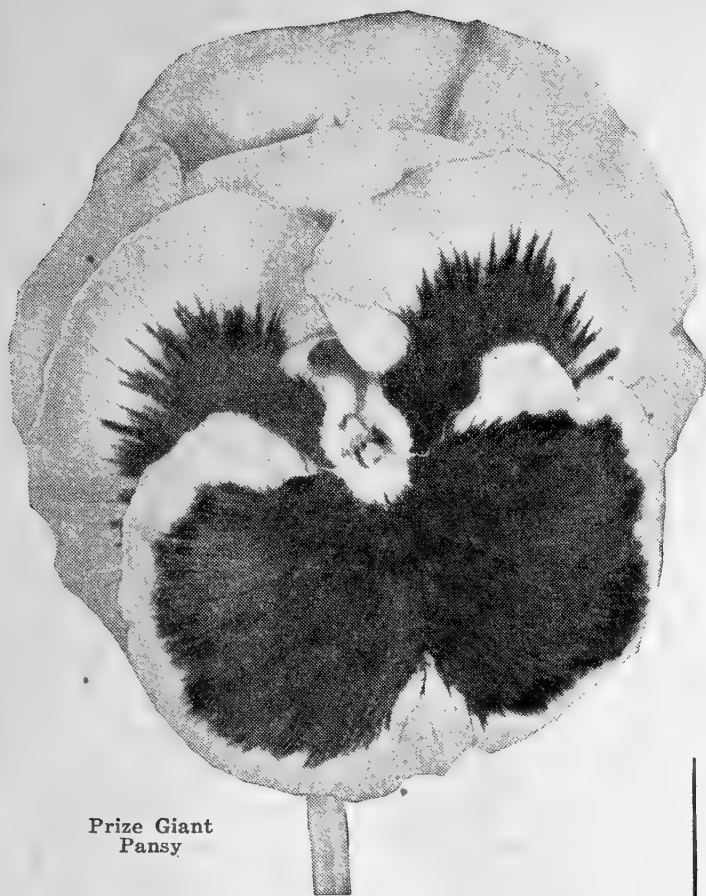
# Giant Pansies

Annual or Biennial. 8 in. April-October

This beautiful flower is too well known to need any description. The seed we offer has been saved from the most distinct and best-named varieties. The higher priced sorts produce the largest flowers.

Pansies like a cold, moist situation. They thrive in a rich loamy soil containing leaf mold and cow manure, well-rotted or prepared in dry form. Sow the seed in well pulverized soil, covering the seed four times their size and firmly press the soil. When large enough transplant. Cultivate frequently.

For Summer blooming, sow seed indoors very early and transplant when 2 inches high or sow in the open ground in April. For early Spring blooming, sow seed in August or September and transplant 4 to 5 inches apart into cold frames or they may be wintered over in the open ground with protection of hay or straw. In the early Spring, transplant to their flowering beds to stand 9 inches apart. During dry weather, the bed should be watered daily.



Prize Giant Pansy

## Prize Giant Pansies

**5598 Mixed.** Our finest mixture containing strains of exhibition size of the most beautiful colors and markings. Each year we add the latest prize-winning Giants. They are unsurpassed for gigantic flowers, perfect form, texture, and richness of colors.

### Genuine Mastodon Pansies

**5599 Jumbo Mixed.** A special strain selected and developed by an Oregon grower. Very early blooming. Huge flowers, some 5 ins. in diameter. A well-balanced blend with many new and unique colors.

### Ruffled or Frilled Pansies

**5621 Masterpiece.** The popular crinkled and heavily ruffled Pansy with overlapping petals of such heavy substance as to appear double. Many fascinating colors.

## Swiss Giants

A magnificent strain which now supersedes the original Swiss Pansy. The plants are compact, rich green in color, exceptionally strong and robust, producing unusually large, round flowers with overlapping frilled petals. Stems are sturdy, well above the foliage, making them valuable for cutting.

**5600 Alpenglow.** The reddest of all pansies. Cardinal shades with three dark blotches.

**5601 Coronation Gold.** Pure yellow with lower petals flushed golden orange.

**5602 Giant White.** The largest all white.

**5603 Ullswater.** The finest blue pansy. Rich blue with a blue-black blotch.

**5605 Super Swiss Giant Mixed.** Many unusual colors such as salmon, pink, blue, yellow and many shades of wine red, all beautifully blotched with contrasting deep colors.

### Giant Trimardeau Pansies

**5810 Mixed.** A very showy class and popular for bedding. The plant is vigorous, compact, free blooming and has bright green foliage. The flowers are large and beautiful in form and colors; each flower has three large blotches.

# Phlox

Annual. June to Frost. For a bed of gay colors plant these brilliant annuals. They thrive in a sunny location and if faded flowers are removed will bloom until late frost. Seeds may be sown in the open ground after danger of frost is over.

### Drummondii Grandiflora Varieties—15 in.

This is the finest type, having large heads of bloom as well as large individual flowers.

5970 Pure White.

5976 Shell Pink.

5987 Brilliant Rose.

5998 Bright Scarlet.


6009 Rich Crimson.

6010 Primrose.

6011 Soft Lilac.

6032 Mixed Grandiflora.


6045 Gigantea. Art Shades Mixed.



Phlox Drummondii



# Petunias



Giant Single Fringed Petunias

**Hardy Annual.** 1 to 1½ ft. June to Frost

Petunias are the most adaptable long-flowering and colorful of garden annuals, thriving in dry seasons or wet, and in either heavy or light sandy soils. It is best to sow the Giant varieties indoors and transplant during the usual outdoor planting time. The seed is very fine, so cover with soil very lightly or simply press in with a flat board.

**Culture**—For seeds of Giant Petunias. They are expensive and the safest method is to start them indoors about eight weeks before the usual outdoor planting time. Plant in a flat box or pan filled with good sifted soil. Press them into the surface rather than cover with soil and place glass over the box to retain moisture. Take the glass off after the seed germinates to prevent dampening off. The very weak, slow growing plants produce the finest flowers; with care they will develop into strong plants.

## Giant Single Fringed Petunias

**5865 Mixed.** A magnificent range of color. The largest of all Petunias and the most beautiful. The fringed flowers are 4 to 5 inches, deeply ruffled with large open throats exquisitely veined. Excellent for any purpose, and the many gay, bright colors make good cut flower material. Start seeds indoors.

## Super Giant Double Fringed

**5887 Mixed.** Brilliant and fancy colors. A very fancy strain of large flowers, beautifully fringed, producing a large percentage of doubles. The finest double flowers are usually the weakest seedlings. Start seed indoors and give the seedlings good care at all times.

## Large Single Plain Edged Petunias

**5895. Mixed.** A grand blend. The flowers of this type average 4 inches, they are not fringed, all are smooth edged and deeply-five-lobed. Start seed indoors.

## Balcony or Large Bedding Petunias

These Petunias are suitable for any occasion, they are spreading in habit with long branches covered with blooms 2½ to 3 inches across. The popular type for trailing from hanging baskets, porch and balcony boxes. Desirable for bedding and cutting.

**5953 Black Prince.** Maroon.


**5955 Blue.** Violet blue.

**5958 Crimson.** Dark red.

**5956 Rose.** Fiery rose.

**5957 White.** Pure white.

**5960 Mixed.**



Giant Double Fringed Petunias



Large Single Plain  
Edged Petunias

## Poppies

### Successive Sowings Bring Blooms all Season

One of the grandest garden annuals. So easy to grow, that the mere throwing of seed on the ground will bring forth their gay, flaunting colors. Masses of beautiful hybrids have been evolved, vying with each other in glorious beauty. The annual varieties should be sown where they are to flower, as they will not stand transplanting. Sow seed thinly, cover lightly, and thin to 8 in. apart. Can be sown as late as June, but the best plants are those grown from early sowings when the soil is cool and moist. If the flowers are gathered early in the morning when the dew is on them, and the end of the stems dipped in hot water to stop bleeding, they will remain fresh for several days.

### Single Annual Shirley Poppies—1½ ft.

6109 Mixed. This special strain is amazingly beautiful. It includes a very extensive range of appealing colors and artistic color combinations ranging from pure white to deep red.

### Double Annual Shirley Poppies

6185 Mixed. 1½ ft. The same range of colors as the single Shirley.

### POLYANTHUS Bunch Primrose

Hardy Perennial. 6 in. April-May

6364 Giant Mixed. Similar to Cowslip. Produces many showy flowers in large clusters and thrives in a moist location.

### PORTULACA Rose Moss or Sun Plant

Annual. 6 in. June to Frost. A compact spreading plant bearing thousands of bright silky flowers, thriving on the poorest soil in very dry sun exposed places. Sow in beds, edgings, rockeries, between stepping stones, or broadcast over a sunny bank.

6365 Single Mixed.

6376 Double Mixed.

## Petunias

### Bedding Petunias—Dwarf Compact, 1 ft.

These are the medium size single flowers so effectively used in beds and borders. A gorgeous sight to see, these bushy little plants are covered with blooms from early Summer until frost. We suggest that you make plantings of Named varieties for color effectiveness.

5898 Blue Violet. Deep clear violet-blue.

5900 Celestial Rose. A beautiful rich satiny rose.

5901 Cream Star. Soft Creamy White.

5902 Glow. A very intense glowing carmine rose.

5915 Fire Chief. A bright scarlet-red.

5903 Heavenly Blue. Silvery light blue.

5908 Rose of Heaven. Brilliant luminous rose.

5909 Cheerful. Clear salmon-pink.

5910 Rosy Morn. Soft, rose pink, white throat.

5911 Snow Queen. Pure white.

5913 Violacea. Deep velvety purple.

5920 Mixed. Contains only the more dwarf growing varieties.

### Bedding Petunias—Spreading Type

1½ to 2 ft.

5954 Mixed. These single small flowering Petunias are produced on plants with long branches that trail and cover beds or terraces with a profusion of bloom. Flowers can be had without effort by simply broadcasting the seed where they are to bloom. Thin the seedlings to stand 10 inches apart.

## Hardy Perennial Poppies

### Iceland Poppies *Papaver Nudicaule*

6287 Mixed. 1 ft. May-October. Plants are of graceful neat habit with fern-like foliage producing their brilliant, fragrant flowers in profusion.


### Oriental Poppies—2 to 3 ft., June

The magnificent foliage, sturdy stems, large cup-shaped flowers with crinkled petals, make them one of the showiest and effective flowers grown. Sow early in Spring. It is well to mark the place where they are planted, as the plants disappear in July and August, appearing again in cool weather. When this Fall growth starts, transplant to their permanent location.

6298 Orientale. Scarlet.

6310 Princess Victoria Louise. Salmon.

6354 Mixed.



Double Annual Shirley Poppies



Single Pyrethrum

### **PYRETHRUM Persian Daisy**

Hardy Perennial. 1½ ft. May-June

6433 Single and Double Mixed. Very showy flowers of easy cultivation. Large daisy-like flowers in white and all shades of rose and pink. One of the most graceful and long-lasting cut flowers.

### **SALPIGLOSSIS Painted Tongue**

Annual. 1½ ft. July to Frost

6650 Mixed. The funnel-shaped flowers, similar in shape to a Petunia, are rich in color tones and set off by veins of gold marking every petal. They are outstanding in appearance and attract instant attention. For best results transplant seedlings about 12 in. apart, in full sun and rich soil.



Salpiglossis

## **Salvia or Scarlet Sage**

Annual. 2 to 3 ft. July to Frost. One of the handsomest flower plants for garden decoration; keeps the garden bright until late in the Fall. Fine for bedding. Seed should be sown indoors or in a hotbed and the young plants transferred to the open ground when the weather becomes suitable.

6598 **America or Globe of Fire.** 2 ft. The earliest of all Scarlet Sage and a free and continuous bloomer. The most uniform in habit of growth, with bushy plants not growing over 2 ft., which makes it particularly valuable for beds or borders.


6565 **Splendens—Scarlet Sage.** 3 ft. Excellent for large beds and borders; brilliant scarlet.

6576 **Bonfire.** 2 ft. Very free bloomer, growing in a compact bush. The scarlet spikes grow erect and stand clear above the foliage.

**PERENNIAL SALVIA.** 2 Ft. July to Frost

6589 **Farinacea—Blue Sage.** Long spikes of light blue flowers. A perennial but best grown as an annual. Flowers may be dried and used as an everlasting.

6609 **Patens—Blue Sage.** Deep blue, a beautiful plant for the border or greenhouse, tender perennial.



Salvia (Scarlet Sage)

## **Scabiosa**

### **Mourning Bride or Pincushion**

Annual. 2½ ft. July to Frost

6687 **Large Flowering Double. Mixed.** A favorite in every garden. Easy to grow, producing an enormous number of long, graceful stems crowned with 2-in. clusters of small flowers of the most delightful colors, white to rich velvety black purple. As a cut flower it is invaluable. Bees are very fond of its sweetness and it also attracts the most beautiful types of butterflies.

**Perennial Scabiosa.** 2½ ft. June-September

6698 **Caucasica—Blue Bonnet.** Color soft blue. Fine cut flower, lasting a long time.

6702 **Caucasica Giant Hybrids.** This variety has larger and longer stems, heavier petals with ruffled and fringed edges. Colors range from dark blue to delicate lilac and mauve.





Large Flowering Scabiosa

**SHASTA DAISY *Chrysanthemum Maximum***

Hardy Perennial. 2½ ft. June-July

- 6739 Alaska. Immense, daisy-like flowers with broad, pure glistening white petals carried on long strong stems.
- 6740 New Giant Double White. Beautifully shaped double flowers with fringed, curled and quilled petals.

**STATICE *Everlasting***

Annual. 1½ ft. July to Frost. A beautiful flower for the border and popular in making winter bouquets. An ideal everlasting, retaining its true colors when dry.

- 6747 Russian—Suwarowii. Tail-like spikes, bright rose.
- 6748 Sinuata Mixed.

**HARDY PERENNIAL—1½ ft. July to Frost**

- 6744 Latifolia. Deep lavender.

**STEVIA**

- 6754 Serrata. Annual. 2 ft. September to Frost. Free-blooming plants, bearing a multitude of fragrant pure white flowers; suitable for Summer or Winter blooming; largely used for cutting.



Shasta Daisy Alaska

**STOCKS *Gilliflower***

Annual. 1½ to 2 ft. July to Frost. Great favorites because of their charming colors, delightful fragrance and the abundance of blooms, whether grown for bedding purposes in Summer, or for greenhouse forcing in Winter. Seed should be sown indoors and the young plants transplanted to the open ground in rich soil when the weather becomes suitable. About 60% of the flowers will come double.

**Large Flowering 10 Week Stocks**

- 6865 Mixed. The leading class for outdoor bedding. Blooms earlier than the other types.

**Cut and Come Again Stocks**

- 6913 Mixed. Plants of robust growth and branching habit. If sown early commences blooming in June and continues until frost. Fine for cutting.

**SUNFLOWER *Helianthus***

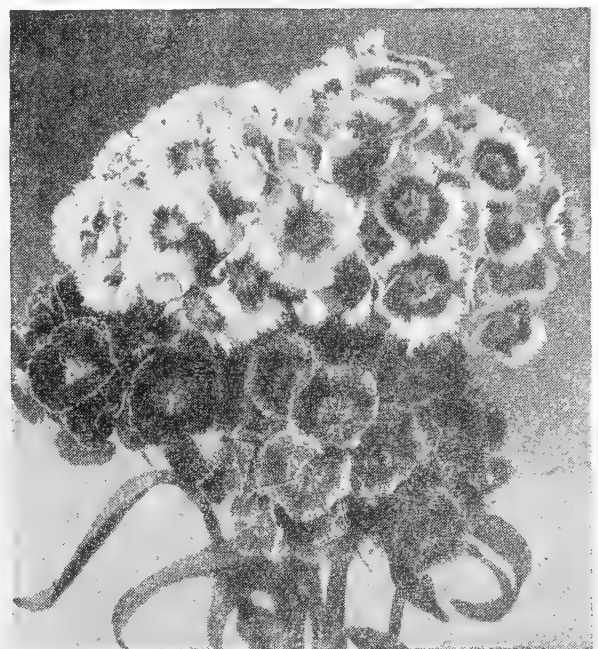
Annual. June to Frost. Remarkable for its stately growth and decorative effect. Suitable for shrubberies, woodlands and wild gardens.

- 6930 Miniature Mixed—Cut and Come Again. 4 ft. Plants of bush habit, producing a continuous succession of single flowers indispensable for cutting. The colors are golden yellow, pale yellow, cream white with dark centers and many with curiously twisted petals.
- 6932 Russian Mammoth. 6 ft. Gigantic single yellow flowers. They will make splendid shade and provide good food for poultry.


**SWEET WILLIAM *Dianthus Barbatus***

Hardy Perennial. 1½ ft. May-June. Another old-time favorite because of its great mass of brilliant colors in white, pink, rose to dark red. They are easy to grow and delight in a good rich soil. The 2½-inch broad flower-heads are borne on 1-foot stems. Fine for cut flowers.

- 7521 Single White.
- 7554 Single Scarlet Beauty.
- 7580 Newport Pink. A distinct variety with lovely, large single flowers of a watermelon-pink or salmony-rose.
- 7576 Single Mixed.
- 7598 Giant Double Mixed.
- 7599 Dwarf Single Mixed. 6 in. Compact plants.



Single Sweet William



Summer Flowering Spencer Sweet Peas

# Sweet Peas

**PLANT EARLY.** Annual Climber. 4 to 5 ft. May-July

One ounce will plant a single row of 25 feet.

**Culture.** They are of the easiest culture, but the most important requisite to bear in mind is that they should be sown very early in the Spring in rich, well-pulverized soil. Dig a trench 18 inches deep and enrich with well rotted stable manure or bone meal. Plant in rows 6 inches deep. Sow the seed and cover 2 inches, pressing the soil down firmly. Plenty of sunlight and fresh air are essential to the success of Sweet Peas.

As soon as the young seedlings are 2 inches high, thin out the young plants to 4 inches apart, as this will allow the air and light to circulate freely among the growing vines, resulting in larger flowers, longer stems, better color and more blooms. Continue filling in 2 inches of soil at a time until the trench is filled; the plants will then become thoroughly established to withstand warm weather and will continue flowering a much longer period than if sown in the ordinary way near the surface. When the plants are about 5 inches high, it is desirable to furnish some support for the vines to run upon, preferably a wire netting firmly supported by stakes to prevent sagging; but strings or brush are used with satisfactory results.

Sweet Peas should not be grown in same soil year after year. Another very important feature that must not be overlooked is the clipping off of the flowers as they mature and fade, for if they are allowed to remain, they form their seed pods and then mature and the vines die.

The roots should not be allowed to become too dry. Water applied thoroughly once or twice a

week, preferably early in the morning or in the evening after sundown, is usually better than a light sprinkling.

Splendid results can be obtained in the Southern States by sowing in the Fall or early Winter. The plants become better established and the root growth stronger, prolonging the blooming period.

## Summer Flowering Varieties for Garden Planting

This strain includes the largest and most beautifully formed Sweet Peas, measuring 2 to 2½ inches across. Three and often four handsome blossoms are borne on long, strong stems.

### BLUE

- 7025 Chinese Blue. Deep blue.
- 7054 Fortune. Rich navy blue.
- 7064 Gleneagles. Silver blue.
- 7228 The Admiral. Dark violet.

### CERISE

- 7021 Charming. Rosy cerise.
- 7104 Jumbo. Deep cerise.
- 7234 Thriller. Cerise scarlet.

### CREAM

- 7027 Cream Gigantic. Cream.
- 7244 What Joy. Deep rich cream.

### LAVENDER

- 6952 Ambition. Rosy lavender.
- 7190 Powerscourt. Pure lavender.

### MAROON

- 7230 The Sultan. Velvety black.

### MAUVE

- 7023 Chieftain. Satiny mauve.

### ORANGE

- 7182 Pirate Gold. Golden orange.

### PINK

- 7102 Hebe. Bright pink.
- 7174 Peggy Ann. Salmon pink.
- 7180 Pinkie. Large rose pink.

### PURPLE

- 7220 Royal Purple. Rich purple.

### RED

- 7194 Red Supreme. Crimson.
- 7232 The Cardinal. Scarlet.
- 7242 Welcome. Dazzling scarlet.

### WHITE

- 7062 Gigantic. White.
- 7106 King White. Pure white.

### Summer Flowering Spencer Mixture

- 7209 This mixture includes all the best Spencer sorts and comprises a splendid range of colors.

## Early Flowering Varieties For the Greenhouse and Early Outdoor Blooming.

Early Flowering Sweet Peas come into bloom outdoors before the summer heat arrives—3 to 4 weeks earlier than the Summer Flowering Spencer varieties. They are particularly adapted to the Southern States, and for earliest blooms outdoors in the North. Popular with florists for greenhouse culture.

### BLUE

- 7384 Blue Bird. Violet blue.
- 7421 Navy Blue. Dark blue.

### CERISE

- 7377 Appolo. Soft salmon cerise.
- 7414 Celestial. Cerise salmon rose.

### LAVENDER

- 7419 Memory. Giant lavender.

### MAROON

- 7455 Othello. Maroon.

### ORANGE

- 7383 Ball's Orange Improved. Glowing orange.

### PINK

- 7386 Bridesmaid. Silvery pink.
- 7456 Shirley Temple. Soft rose pink.
- 7413 Florist Rose. Pure rose pink.

### RED

- 7416 Grenadier. Dazzling scarlet.
- 7418 Mars. Ox-blood crimson.

### WHITE

- 7417 Hope. Pure white.
- 7457 Snowstorm Improved. White.

### Early Spencer Mixture

- 7509 A mixture of all colors.

# Verbenas

**Annual. 1 ft. June to Frost.** These garden favorites have been marvelously improved in size and vivid coloring. The trusses are of the largest size, rich in color, free-blooming and of vigorous habit. For quick results sow the seed early in the house or hot-bed and transplant to beds, borders or in window or porch boxes. If sown outdoors in May they bloom from the end of July until frost.

**7710 Giant-Flowering Mixed.** A marvelous mixture of robust, spreading growth, 8 to 12 in. high, 2½ ft. and more across. Large trusses, the individual blooms of which measure over 1 in. across.

## VERONICA Speedwell

**Hardy Perennial. 1-2 ft. June-September**

**7754 Spicata.** A graceful hardy border plant growing about 2 feet high and producing long narrow spikes of small delightful bright blue flowers.

## VINCA ROSA Periwinkle or Old Maid

**Annual. 1 ft. June to Frost**

**7798 Mixed.** Attractive, bushy plants with shining light green foliage which may be used for bedding outdoors in Summer or as pot plants in window garden and greenhouses.

## VIOLA Tufted Pansies

**Hardy Perennial. 6 in. May-July**

**5854 Mixed.** A very delightful miniature pansy with a violet fragrance and blooming very freely. The colors are clear and distinct and effective where a mass of color is desired.



Giant-Flowering Verbenas

## THUNBERGIA Black-Eyed Susan

**Annual Vine. 5 ft. July to Frost**

**7610 Fine Mixed.** A very delightful slender trailing vine with neat green foliage, and 1¼-inch yellow or white flowers, with dark or black centers. A splendid plant for hanging baskets and porch boxes.

## TRITOMA Flame Flower, Red Hot Poker

**Hardy Perennial. 3 ft. August-October**

**7632 Hybrida Mixed.** In late Summer and Fall the garden is illuminated by magnificent, foot-long spikes of orange-red flowers. Hardy in the open ground south of Philadelphia. In the north dig up and store in sand in the cellar over Winter.

## WALLFLOWER

### Cheiranthus Cheiri

**Tender Perennial. 1½ ft. July Frost.** Deliciously fragrant flowers in brilliant oriental colorings. Requires coldframe protection where winters are cold.

**7832 Single Mixed.**


**7843 Double Mixed.**

## Wild Garden Annuals

**7854 Mixture.** This is a mixture of easily grown annuals, which thrive with little care; they are not wild flowers nor weedy. They may be sown along fences, embankments or rough ground. The cheery flowers will change an unsightly corner into a gay, beautiful place.



Veronica Spicata



Tritoma (Red Hot Poker)



# Giant Double Zinnias



California Giant Zinnia

## **Zinnia Youth and Old Age** Hardy Annual. June to Frost.

Zinnias, the most gorgeous of annuals, remarkable for the duration and profusion of their flowers, furnishing an abundance of extremely double flowers of varied and brilliant colors the entire Summer; each flower keeping perfect for weeks before fading. During the past few years there has been a great revival of interest in the Zinnia flower, commonly known as "Youth and Old Age." Plant breeders have tried to excel one another in improving the existing forms and are bringing new ones each year to the attention of the flower lover. All the various types are handsome in shape, sturdy, and meet every garden need for beds, borders and cut flowers.

They are easy to grow, doing well almost anywhere with little care.

Sow seed early in the Spring in the open ground when all danger of frost has passed, in good rich soil, covering about one-half inch deep. When the young plants are 2 inches high, thin to 12 to 18 inches apart each way, as they are robust growers and require a large amount of space to attain maximum size. For a late planting, seed sown up to the middle of July will bloom in September, giving the garden a renewed wealth of color at a time when other flowers and plants are beginning to fade.

## **California Giant Zinnias**

**3 ft.** A very special strain of Zinnia producing immense blooms—4 to 5 inches across not being unusual. The double flowers are semi-globular in shape and are produced abundantly all Summer until late Autumn. Although tall and erect in growth, they require no support, being sturdy and deep rooted. Fine as a cut flower or for bedding purposes.

- 8180 **Cerise Queen.** Beautiful shade cerise rose.
- 8204 **Daffodil.** Bright canary yellow.
- 8178 **Enchantress.** Light rose, center deep rose.
- 8179 **Lavender Queen.** Deep rosy lavender.
- 8182 **Miss Wilmott.** Bright rose pink.
- 8187 **Orange King.** Beautiful rich orange-red.
- 8189 **Orange Queen.** Golden yellow.
- 8209 **Purity.** A clean pure white.
- 8210 **Rose Queen.** Rose, center deep rose-red.
- 8177 **Salmon Queen.** Distinct salmon-rose.
- 8212 **Scarlet Queen.** A rich striking shade.
- 8213 **Violet Queen.** Deep purple.
- 8232 **Giant Mixed.**

## **Giant Dahlia-Flowered Zinnias**


**3 ft.** This wonderful big Zinnia is the latest development in this popular annual. The plants produce mammoth double flowers averaging 4 to 6 inches across by 2 inches in depth, and in form it is like a perfect decorative Dahlia. Of vigorous growth it produces an abundance of brilliant colored flowers throughout the Summer and early Fall.

- 8105 **Canary Bird.** Bright canary yellow.
- 8109 **Crimson Monarch.** Crimson-scarlet.
- 8107 **Dream.** Deep lavender.
- 8110 **Exquisite.** Light rose, center a deep rose.
- 8121 **Golden Dawn.** A rich orange-yellow.
- 8127 **Illumination.** The best deep rose.
- 8128 **Luminosa.** Bright deep pink.
- 8130 **Oriole.** A striking two-color effect in orange and gold.
- 8132 **Polar Bear.** The best pure white.
- 8133 **Royal Purple.** Rich purple.
- 8143 **Scarlet Flame.** Dazzling bright scarlet.
- 8165 **Mixed.**

# Giant Zinnias

## Super Crown of Gold Pastel Tints

8174 Mixture. 3 ft. The best in improved Giant Zinnias. Beautiful and striking. Flowers are large and showy, 5 to 5½ ins. in diameter. Strictly a mixture of pastel tints in a wide color range of pastel shades in peach and buff, lively cerise salmon, as well as pure white and cream. All the flowers carry the characteristic Crown O'Gold markings with two-toned effects; that is, each petal of the flower is overlaid at the base with a deep golden yellow, while carrying out the individual flower color at the tip. Delightfully soft, yet colorful. Unexcelled as a cut flower for home or exhibition purposes.



Fantasy Zinnias

## Fantasy Zinnias

### *Chrysanthemum Flowered*

8250 Mixed. 2½ to 3 ft. A fascinating Zinnia, graceful and interesting, which is quite distinct from the more formal Zinnias. The rounded medium-sized 3-inch flowers are composed of a mass of shaggy ray-like petals which give a delicate and refined appearance. Excellent for cutting.



Scabiosa Flowered Zinnias

## Scabiosa-Flowered Zinnias

8240 Mixed. 2½ to 3 ft. A distinct flower resembling the annual Scabiosa and similar in form to the flowers of Harmony Marigold. Medium sized flowers 2 ins. across, have a rounded center, flanked by one or two rows of broad guard petals. Ideal for cut flower arrangements.



Giant, Dahlia-Flowered Zinnia

## Dwarf Double Zinnias

### *Cut and Come Again*

8021 Mixed. 2 ft. Considered the best Zinnia for bedding. Forms large bushy plants, bearing large perfect double flowers in good clear distinct colors.

## Pastel Tints of Lilliput Zinnias

8056 Mixed. 1½ ft. The attractive pastel shades are particularly fine for bouquets in the home. Lovely soft shades of apricot, peach, creamy yellow, shell pink, delicate salmon, light rose and orchid.



Lilliput Zinnias

### Baby Zinnias

#### Pompon or Double Lilliput

1½ ft. This charming little Zinnia has become very popular. It is used for bedding or borders and bears a profusion of small, very double, globular flowers about 1 inch in diameter, very brilliant in color.

- |                   |                   |
|-------------------|-------------------|
| 8046 Flesh Pink.  | 8050 Crimson Gem. |
| 8047 Scarlet Gem. | 8051 Salmon Rose. |
| 8048 Canary Gem.  | 8052 White Queen. |
| 8049 Golden Gem.  | 8055 Black Ruby.  |
| 8058 Lilac Gem.   | 8059 Purple Gem.  |
|                   | 8054 Mixed.       |



Gaillardia Flowered Zinnias

## Gaillardia-Flowered Zinnias

8285 Gaillardia Flowered Mixed. 2 ft. Flowers resemble a Double Gaillardia. 2 ins. in diameter, bicolors, mellow tones, fine for cutting.

### WHEN TO PLANT IN VICINITY OF PHILADELPHIA

#### MARCH

Sow Indoors	Set Out
Ageratum .....	May 1
Antirrhinum (Snap dragon) .....	May 15
Asters .....	May 10
Celosia (Cockscomb) .....	May 1
Hollyhock .....	May 10
Pansy .....	May 1
Petunia .....	May 1
Salvia .....	May 1
Stocks (Gilliflower) .....	May 15
Verbena .....	May 1
Wallflower .....	May 1
Sow Outdoors Sweet Peas	

#### APRIL

All those listed for March may also be planted in April and, in addition, the following:

Sow Indoors	Set Out
Alyssum .....	May 1
Calendula .....	May 1
Cosmos, Late .....	May 1
Dahlias .....	May 1
Delphinium .....	May 15
Gourds .....	May 1
Helianthus (Sunflower) .....	May 1
Marigold .....	May 1
Mignonette .....	May 1
Nicotiana .....	May 1
Phlox Drummondii .....	May 1
Poppy, Iceland .....	May 15
Ricinus (Castor-Oil Plant) .....	May 10
Salpiglossis .....	May 10
Scabiosa .....	May 1
Zinnia .....	May 1
Sow Outdoors Nasturtiums	

#### MAY

This is the month of outdoor sowing and planting. The following list of flowers comprises those which may be sown in the open, and which will mature into perfection before frosty weather sets in.

##### Sow Outdoors

Sweet Alyssum  
Calendula  
Calliopsis  
Candytuft

Centaurea (Bachelor's Button)  
Chrysanthemum, Annual  
Cosmos, Early  
Delphinium  
Dianthus (China Pinks)  
Eschscholtzia (California Poppy)  
Gaillardia (Blanketflower)  
Ornamental Gourds  
Helianthus (Sunflower)  
Larkspur, Annual  
Lupins, Annual  
Marigold  
Mignonette  
Morning-Glory  
Nasturtiums  
Petunia  
Poppy  
Portulaca  
Salpiglossis  
Scabiosa  
Verbena  
Zinnia and all other annuals.

#### JUNE

This is the month to sow perennials. The varieties listed below can easily be grown from seed. All of them may be sown from June till middle of September.

Alyssum saxatile compactum  
Coreopsis  
Campanula (Bluebells)  
Candytuft, Sempervirens  
Poppies, Iceland  
Poppies, Oriental  
Sweet William

#### JULY

This is the most important month for sowing some flower seeds. The following biennials, if sown in July and transplanted in August or September, will flower the following spring.

Bellis perennis (English Daisies)  
Myosotis (Forget-me-not)  
And All Perennials



# Summer-Flowering Bulbs and Roots

Some of the most beautiful flowers we have are grown from Spring and early Summer planted bulbs or roots. Their culture is very easy and they flower with great certainty during Summer and Fall. We supply only the highest quality stock.

## AMARYLLIS

The Amaryllis produces showy flowers that are handsome and very attractive, resembling Lilies. They are very easily grown in pots for blooming in the house during the Winter and early Spring.

**Culture.** Amaryllis should be potted as soon as received. Pot the bulbs singly in 6-inch pots in good garden soil enriched with bone meal or well-decomposed cow manure. Add sufficient sharp sand to make the soil loose and friable. Cover only to the shoulder of the bulb, leaving the neck protruding. Water sparingly and keep in a dark place at 50 to 60 degrees temperature for about a month until well rooted, then expose to full sun and water daily, taking care to provide ample drainage. It is essential for good bloom that the roots become crowded in the pot. For this reason do not shift to a larger pot when the roots appear to be cramped, as they require very little soil. After the blooms die, place the pots outdoors plunging the pots in the open border where they will be exposed to full sunshine and produce a nice growth of leaves. To rest a bulb is to allow a period for dormancy, hence in the early Fall remove the pot to a cool cellar, stop watering and allow the foliage to dry. Allow them to rest until early Winter, then prepare them to bloom again. Repotting is not necessary though it is essential to work some bone meal or liquid cow manure in the soil.

**Giant-flowered Hybrids.** 3 to 3¼ inch. The finest of the Amaryllis family. These bulbs produce four to six trumpet-like blooms on strong stems. The colors range from beautiful markings of rose, red and crimson on pure white grounds as well as solid colors of crimson, cherry-red, red, rich scarlets and maroon. We cannot supply separate colors.

## TUBEROUS ROOTED BEGONIAS


They Thrive in Shade or Partial Shade

These beautiful wax-like flowers are gigantic in size, measuring 4 to 6 inches across. The brilliant, vivid colors are rare in beauty and contrast well with the rich exotic foliage. They are very useful, for every garden has shaded spots where the average flower will not grow. Such places are ideal for this flower; yet it will make a dazzling show in the open.

**Culture.** In the Spring the dormant tubers show pink swellings at the center of the crown. They should then be planted outdoors late in May, 10 inches apart, or in pots indoors in March or April and later transplanted outside to give earlier blooms. Plant in rich loose soil, preferably leaf mold, being sure the drainage is good and that the tuber is so placed that the top center is above the soil. Water sparingly, increasing the moisture supply after the first leaves form. Too early or too deep planting may kill the tuber. The bulbs or tubers must be lifted in the fall after the first heavy frost has killed the foliage. Store in a cool dry, frost-proof cellar until planting time.

**Single Begonias.** Apricot, orange, pink, scarlet, white and yellow.

**Double Begonias.** Apricot, orange, pink, scarlet, white and yellow.



Caladium Esculentum (Elephant's Ear)

## GOLDEN YELLOW CALLA LILIES

**Mammoth Bulbs.** The best Yellow Calla with flowers as large as the popular white winter-flowering variety, but of a rich, golden yellow, velvety texture. The foliage is dark green with translucent creamy white spots which give the plant a very ornamental appearance.

**Culture.** Splendid as a pot plant grown indoors early, or for growing outdoors in the open border or for a shaded location. If planted when the ground is warm in good rich loam, they will flower during the Summer months. When the tops are killed by frost, dig and store in a cool frost-proof cellar.

## CALADIUM ESCULENTUM


*Elephant's Ear*

**Mammoth Bulbs.** A fine tropical plant that is easily grown with large rich green leaves, often measuring 3 to 4 feet long by 2½ feet wide. They are an effective center for flower beds or for irregular beds as an ornamental lawn display.

**Culture.** Caladiums are easily grown in any good garden soil. Plant outdoors when the soil is warm, about the middle of May. To obtain the best results they should be planted where they will obtain plenty of water and an abundance of rich compost. Take up before frost, cut off the old stems and store in a cool, dry frost-proof place until time for spring planting.



Giant Flowered Hybrid Amaryllis



Cannas

### CANNAS

The most popular of all bedding plants making a brilliant and effective show during the entire Summer until late Fall. They produce large, conspicuous clusters of orchid-like flowers in the widest range of gay and bright colors, with a rich tropical foliage in green or bronze shades. They are most effective when planted in masses of one variety.

**Culture.** No other class of tender bulb is so easily grown. They succeed in sunny positions in any kind of soil and respond quickly to liberal treatment. Cannas are gross feeders and for best results the beds should be spaded deeply, using a generous amount of well-decomposed manure and bone meal. Plant the dormant roots when the ground is warm, spacing them 2 feet apart and set them with the "eye" just above the ground. They may be started in pots and later transplanted outside to give earlier blooms.

**AMBASSADOR.** 3½ ft. Bears immense trusses of brilliant cherry red flowers set off by bronzy foliage.

**CITY OF PORTLAND.** 3½ ft. Bright rosy-pink, a free-flowering vigorous bloomer. Green foliage.

**FLORENCE VAUGHAN.** 4 ft. Rated finest of all yellows. Large lemon-yellow flowers, faint red dots, luxuriant green foliage.

**HUNGARIA.** 3½ ft. Rich peach blossom pink, a continuous bearer. Flowers very large with immense petals. Leaves bluish green.

**KING HUMBERT.** "King of All." 4 ft. Always a sensation, bearing immense brilliant scarlet flowers in gigantic trusses. Handsome, broad, tropical foliage of a rich coppery bronze.

**THE PRESIDENT.** 4 ft. This gorgeous variety produces giant flowers of a rich glowing scarlet color, often measuring 7 inches across when fully opened.

**YELLOW KING HUMBERT.** 4 ft. A green-leaved sport of the King Humbert. It has the same habit and growth and free-flowering qualities, but the flowers are a deep rich yellow spotted and blotched with bright red.

**WYOMING.** 6 ft. Orange flowers of a rich, glossy sheen. Bronze foliage.

# Summer-Flowering Bulbs and Roots

## FANCY-LEAVED CALADIUMS

**In Mixture Only.** Few, if any, of the Summer foliage plants equal the Fancy-leaved Caladiums in their rich, tropical color combinations. During the Summer months they are excellent for window or porch boxes, or for outdoor beds in shady or semi-shady locations.

**Culture.** Being of a tropical nature, they require a warm temperature and it is safe to plant outdoors the latter part of May. For earlier results, start indoors using a well-drained sandy loam. Cover the bulb about one-quarter of an inch, water sparingly and keep at 70 degrees. When the first leaves begin to show color, transplant to 5 or 6 inch pots, depending upon the size of the bulbs. A mixture of leaf mold and well-decomposed cow manure gives the best results. Increase watering as the plants grow, for they require plenty of moisture to attain perfection. If indoor pot grown bulbs are raised for the garden, transplant outdoors after the weather is warm, preferably to a shady location. In the autumn, rest the bulb, remove to a dry warm cellar, stop watering and allow the foliage to dry. Replant in the Spring.


## CINNAMON VINE

**Large Select Roots.** A beautiful, rapid-growing climber, taking its name from the peculiar fragrance of the delicate white flowers. The attractive bright glossy green leaves are heart-shaped and the growth of vine will run 25 to 40 feet in a season. It is perfectly hardy, the stem dying down in Winter, but growing with great rapidity in the Spring.

**Culture.** The long, tuberous roots may be planted at any time during the Spring, placing them in an upright position and deep enough so that the eye or sprout is covered with two inches of soil. They will thrive in any soil.



Decorative Dahlia



Miniature Dahlias

### COLOSSAL DECORATIVE DAHLIAS

**FD., Formal Decorative. ID., Informal Decorative.** The flowers are giant in size and perfect of form carried on strong stiff stems. They are vigorous, healthy growers, free flowering and highly effective for display in the garden, cutting for house decoration, and for exhibition work.

**D-DAY. F.D.,** Bloom 7 x 4 ins., Bush 4½ ft. Bright rose. Prolific, cane-like stems, excellent cut flower.

**GOLDEN PRINCE. ID.,** Bloom 10 x 5 ins., Bush 4 ft. Color, a rich gold, blended peach, general effect being bronze with gold center.

**JANE COWL. ID.,** Bloom 10 x 6 ins., Bush 5½ ft. A warm buff and old gold, blending to apricot and rose at the center.

**JERSEY BEAUTY. FD.,** Bloom 6½ x 4, Bush 6½ ft. This beautiful pink is undoubtedly the most universally grown dahlia. Perfect form, long stems, excellent keeper and profuse.

**KING PETER. FD.,** Bloom 6 x 4 ins., Bush 4 ft. A large white tipped lavender-pink.

**LINK'S BLUE TRIUMPH. F.D.,** Bloom 10 x 4½ ins., Bush 4 ft. Lavender with purple veings. Good stiff stem and heavy insect-resistant foliage.

**MRS. GEORGE LeBOUTILLIER. ID.,** Bloom 11 x 5 ins., Bush 5 ft. Beautiful carmine red. A winner in the shows.

**SALEM SUNSHINE, ID.,** Bloom 12 x 8 ins., Bush 4 ft. Light primrose-yellow. Early, profuse and a vigorous grower.

**THE GOVERNOR. FD.,** Bloom 11 x 6 ins., Bush 5½ ft. Bright sulphur yellow with long broad petals, long strong stems, and excellent form.

**VICTORY. FD.,** Bloom 10 x 6 ins., Bush 4½ ft. Rose-pink with yellow shadings at base of petals.

**VOLCANO. FD.,** Bloom 11 x 7, Bush 4½ ft. An orange flame red which holds its color in the sun. Foliage is heavy and leathery. Keeps well. Perfect stems.

**WHITE WINNER. ID.,** Bloom 8 x 4 ins., Bush 4½ ft. An excellent white with extra good substance. Early and profuse, and very satisfactory for cutting.

# Dahlias

The ease with which the garden lover can successfully grow Dahlias makes them very popular. Modern Dahlias have many admirers. Each year newly developed varieties in endless shades and combinations of colors are recognized and we offer those having the most merit.

**Culture.** Dahlias will grow in any good soil, but do best in a light loam or sandy loam. Prepare the ground by deep digging and use well-rotted manure, bone meal and a top dressing of lime. After the ground is warm plant the roots on their side with eyes pointing upward, setting them 3 inches deep and 3 feet apart. Watering is unnecessary, but frequent cultivation is desirable. Never allow the soil to crust and cultivate after rain. When plants are 6 to 8 inches high, pinch out the center shoot to induce branching.

In the Fall, after plants are blackened by the first frost, cut the tops off, lift the tubers carefully with a digging fork and let them dry out for a few hours. Then store in a cool frost-proof cellar or shed, until the Spring. To prevent shriveling, cover with dry sand or soil.

### CACTUS DAHLIAS

**C.,** Straight Cactus; **IC,** Incurved Cactus; **SC.,** Semi-Cactus

These have long pointed petals which in some varieties are straight and in others incurved. Included in this class are semi-cactus, having broad petals at their base, but recurved at the tips, giving them a pointed appearance.

**BALLERINA. C.,** Bloom 7½ x 4 ins., Bush 5 ft. Light salmon orange, suffused peach red.

**GRETEL, SC.,** Bloom 6 x 3 ins., Bush 3½ ft. Soft fiery red. Very early, profuse and a good keeper.

**HILLSIDE GOLD. SC.,** Bloom 7½ x 4 ins., Bush 3½ ft. Golden yellow with an apricot glow of sheer beauty.

**SAARLAND'S HEIMKEHR. C.,** Bloom 7 x 4 ins., Bush 3 ft. Deep rose pink, shading to pale yellow at center of flower.

### POMPON OR BABY DAHLIAS

These dainty little Dahlias are a miniature form of the Ball type. The flowers are under 2 inches in diameter and the plants are small, of branching type, 2½ to 3½ ft. in height producing an endless profusion of flowers. They are splendid cut flowers for the home, particularly for table where the size and daintiness makes them most appealing.

**BETTY ANNE.** Soft rose pink.

**EDITH MUELLER.** Apricot and peach red.

**HONEY.** Primrose yellow edged red.

**LITTLE BUDDY.** Soft lemon-yellow.

**LITTLE SNOW WHITE.** Pure white.

**MARY MUNNS.** Lavender.

**MORNING MIST.** White, rosy lavender center.

**RED WARRIOR.** Scarlet red.

**YELLOW GEM.** Canary yellow.

### MINIATURE DAHLIAS

These little gems are excellent for the garden and yield an abundance of cut flowers for house and for basket arrangements. They do not need any disbudding and can be planted rather close. Blooms 3 to 4 ins. Bushes 2½ to 4½ ft.

**BUCKEYE BABY.** Golden buff, shaded red.

**FAIRY.** Soft violet rose, mauve at tips.

**LITTLE LEMON DROP.** Lemon yellow.

**NELLIE SHEE.** Clear light lavender.

**PEGGY LINDLEY.** Golden orange.

**SYLVIA.** Deep carmine.

**WHITE FAWN.** Pure white.



# Gladiolus

Gladiolus are the most popular of all the Summer blooming bulbs. Their charm and wealth of color are enjoyed in any garden. Plant them in borders, solid beds and among shrubbery. For cut flowers they are unexcelled. In cutting it is best to cut the spike when the first flower opens. The balance of buds will develop when placed in water and thus prolong the blooming period.

**Culture.** They can be grown with very little effort, as they thrive well in all ordinary garden soils in any sunny, airy location. Plant the bulbs, top up, 4 inches deep and at least 6 inches apart as early in the Spring as the ground is fit to work. A continuous succession of flowers may be enjoyed until frost by successive plantings every two weeks until late June. Gladiolus appreciate plenty of moisture and thorough cultivation during the growing season. Lift the bulbs in the fall after the foliage begins to turn color and dies down; allow them to dry in the sun, then separate the useless old bulb and dead foliage from the new bulb. Store the new bulb in a cool dry frost-proof place until time for Spring planting. To control Gladiolus thrips, spray regularly with Nicotine Pyrox.

## Pink Shades

**ETHEL CAVE COLE.** Pure light pink, creamy throat.  
**BEACON.** Dark rose with cream blotch, slightly ruffled.  
**GENERAL EISENHOWER.** Brilliant begonia-rose. Beautiful flowers of immense size.  
**PICARDY.** The finest and the most outstanding pink. Enormous blooms, eight open at one time. Color a clear, soft, shrimp-pink without flecking.

## Red Shades

**JOHAN VAN KONYNENBURG.** Flaming orange-scarlet. Large blooms on tall strong spikes.  
**MONSOER.** Rich, beautiful velvety ruby-red.  
**RED CHARM.** One of the very finest bright reds. Tall.  
**VALERIA.** Distinctive light red shade, ruffled flowers, tall erect spikes.

## Lilac and Purple Shades

**ABU HASSAN.** Deep velvety violet-blue with darker throat markings. Early.  
**ELIZABETH THE QUEEN.** A clear lavender with a touch of rose in the throat. Mammoth heavily ruffled blooms.  
**PAUL RUBENS.** An extra large glowing purple.

## Yellow Shades

**BARCAROLE.** Rich deep orange. Ruffled blooms of heavy substance on long spikes.  
**GOLD DUST.** Clear yellow.  
**MASKERADE.** Amber yellow with carmine blotch.

## White Shades

**FAIR ANGEL.** Immense snow-white blooms without a trace of any other color.  
**JUNE BELLS.** Early white. Slender but strong stems; excellent for cut flowers.

## Mixtures of Gladiolus

**RAINBOW MIXTURE.** A wide range of the different shades, blends and colors, carefully selected and mixed in proper proportion of color to please the most critical.

## MADEIRA OR MEXICAN VINE


Very useful for porches and arbors because of its rapid growth and freedom from insects. The leaves are heart-shaped, thick, glossy and light green in color. Racemes of feathery white fragrant flowers are produced in profusion.

**Culture.** Plant any time during the Spring, placing them in an upright position and covering with two inches of soil.

## TUBEROSES

**EXCELSIOR DOUBLE PEARL.** Large Size Bulbs. The flowers are waxy-white, double and highly fragrant.

**Culture.** Plant in good rich loam where the ground is warm, selecting a sunny location.



Gladiolus

## GLOXINIAS

These showy plants make excellent house plants and flower profusely during May and June.

**Culture.** Gloxinias are not difficult to grow and they will flourish luxuriantly in a soil of one part loam, one part leaf mold and one part sharp sand with a sprinkling of fine bone meal. Plant in 4-inch pots, being sure to give the best of drainage. Place in a warm window and keep moderately moist, but do not water to excess. Be careful to keep water off the leaves and to shade the plants from direct sunlight as the season advances. **In Mixture Only.**

## HARDY GARDEN LILIES

**Culture**—Plant bulbs on their side 6 to 8 in. deep with 1 inch of sand around each bulb. Decomposed manure should be placed 4 in. below bottom of bulb.


**REGALE.** Regal Lily. A gorgeous lily producing immense, trumpet-shaped, sweet-scented ivory-white flowers shading to yellow in the center, with a pink tinge in the outer edges. Blooms in August.

# Everblooming Hybrid Tea Roses

*2-year, field-grown, dormant Roses, guaranteed to bloom at first blooming season.*

This class embraces the most beautiful varieties of all Roses. They bloom from June to October. All have long-pointed buds on strong stems which make them valuable as cut flowers. The glossy foliage, gorgeous colors and lovely fragrance of the flowers make them a constant source of pleasure.

Plants we offer are specially selected stock of the best quality. They are strong two-year, field-grown plants and vigorous growers, blooming the first season they are planted. In the late Fall before the ground freezes, hill the soil about the plants as high as possible. Later, protect with a layer of light litter which will insure their safety during Winter.



Etoile De Hollande

## Red Shades

**ETOILE DE HOLLANDE.** Brilliant red blooms of magnificent size, perfect in half-open state, showing clean, attractive centers when fully open; petals enormous; very fragrant; free flowering.

**GRENOBLE.** Long-stemmed, scarlet-red bloom, admirable for cutting. Large double rose.

**McGREDY'S SCARLET.** Vivid rose-red with a blazing scarlet sheen, large, loosely formed flowers on vigorous healthy plants.

**RED RADIANCE.** A counterpart of Radiance from which it is a "sport" possessing all the good traits of that valuable variety but differing in color which is a bright cerise-red.

## Pink Shades

**MISS ROWENA THOM.** Large rose-colored blooms with a golden base—fragrant, strong branching plants.

**MARGARET McGREDY.** Very large, pink and salmon-pink flower that does not fade. Moderately fragrant—few thorns—very vigorous, blooms all season.

**PINK DAWN.** A handsome deep rose-pink flower, opening to lively pink with an orange base; sweetly fragrant. Vigorous, upright habit. One of the best modern pink roses.

**ROSE MARIE.** Fine buds and flowers, rose pink, always in bloom.

## Yellow Shades

**CROWN OF GOLD.** Golden yellow flowers of very fine form, lasting exceptionally well under trying conditions, one of the best yellows.

**GOLDEN DAWN.** The ideal yellow garden rose. Beautiful lemon-yellow bud, heavily splashed with crimson, develops into a well formed, sweetly scented large, double, sunflower-yellow that reminds one of the old-fashioned Marechal Niel. Vigorous, free flowering.

## Yellow Shades, continued

**JOANNA HILL.** Attractive buds of orange-yellow open to large double flowers with an orange center, paling to cream color at the edges of the petals. Borne on long stems and very popular for cut-flowers.

**McGREDY'S YELLOW.** Large, bright, buttercup-yellow flowers on dark red stems. The form of bud and flower is exquisite and captivating.

## Two-Tone Shades

**DUQUESA DE PENARANDA.** Long-pointed buds of apricot-orange open to sweetly perfumed, artistic blooms of soft coppery apricot. The color becomes richer in the fall—a luscious cinnamon-peach shade—but it is lovely throughout the entire season and noted for almost continuous bloom.

**COUNTESS VANDAL.** Copper and salmon—from the first tints of color on the large, long, tapering buds until the petals fall. The streamlined buds are orange-copper and open to perfumed, exquisitely formed blooms of copper, salmon and gold.

**PRESIDENT HOOVER.** Multicolored. Large, delightfully fragrant blooms of scarlet, yellow, cerise and flame, on erect, firm stems. One of the most popular roses for many years. Its tall-growing plant blooms freely.

**CONDESA DE SASTAGO.** Bicolor. Delightfully fragrant flowers of yellow and raspberry-red are produced profusely on vigorous, healthy plants. One of the most colorful garden roses.

## White Shades

**FRAU KARL DRUSCHKI.** The world-renowned snow-white Hybrid Perpetual Rose that repeats its bloom throughout the season. Not fragrant, but unsurpassed in form and size.

**K. A. VICTORIA.** Cream-white. Long, shapely buds open to delightfully scented, cream-white flowers with a slight lemon tint in the center. Very double.



Red Radiance

# Patented Everblooming Hybrid Tea Roses

**COMMANDO.** Plant Pat. 702. A two-tone rose with huge flowers of the most delicate salmon-pink with brilliant yellow toward the base of the petals.

**ECLIPSE.** Plant Pat. 172. Long streamlined buds, enhanced by ornamental sepals, are rich gold petals large and tough, but not numerous, averaging 20 to 25 with more in the Autumn.

**HEART'S DESIRE.** Plant Pat. 501. In this Gold Medal variety your heart's desire for a red rose bordering on perfection will be attained. Large and double, with a wonderful fragrance. One of the best red roses.

**PEACE.** Plant Pat. 591. An All-America Rose. Here is the unusual and beautiful in roses. The large gardenia like bloom opens from long yellow buds. A most interesting fact about this rose is the variance of color shown. It starts from a sun gold bud-opening to a pale yellow on through a soft rose and finally bursts forth with an alabaster white bloom ruffled with pink scallons. The foliage is a dark glossy green. This rose is recommended for all sections of the country.

**SANTA ANITA.** Plant Pat. 834. A perfectly formed bud of deep pink. The plant blooms plentifully all during the hot weather.

**SLEIGH BELLS.** Plant Pat. 1004. The large, ovoid buds are borne singly on exceedingly long stems, and are produced so freely that you can gather quantities for the table. The flowers open gradually into blooms of great size, with 40 or more petals of heavy substance, and are lovely in all stages. A trace of primrose at the base of the petals adds life to the flower. Unusual for white roses, the stems are clothed with thick, leathery, glossy foliage that is exceptionally disease resistant. Best of all this white rose is really fragrant. Sleigh Bells is the better white rose you have been looking for.



Paul's Scarlet Climber

# Floribunda Roses

Floribunda Roses are hardy and long lived. Graceful plants that bloom continuously, spring, summer and fall, with blooms in massive sprays that show up well from a distance. Exquisite for bouquets and corsages. They do well anywhere and need comparatively little care. Plant in groups in front of shrubs or use them along paths and for hedges.

**IMPROVED LAFAYETTE.** Medium sized, deep glowing red flowers suffused with vivid crimson. Blooms very profusely, it is one of the finest roses for bedding, flowering without fail until hard frost.

**MRS. R. M. FINCH.** Opening color is clear pink changing to blush, then white, so that a cluster shows all stages. Strong bushy plants 2½ to 3 feet. Blooms continuously.

**FLORADORA.** The ovoid buds are pinkish orange opening to a perfect camellia-formed bloom. These blooms are evenly colored a brilliant cinabar-red touched with orange-scarlet and geranium.

# Hardy Climbing Roses

Climbing Roses are popular everywhere and much in demand to beautify every garden. They are used for arbors, fences, pergolas, Summer houses, terraces, screening unsightly views; in fact, they are a source of comfort to the home owner. Fragrant, hardy, quick-growing, permanent and easily pruned, they will find a place in every garden. In the Spring, cut out old or dead wood and shorten the laterals and long shoots to make the growth conform to the space to be covered. A severe pruning in July, after they have finished blooming, is beneficial. This will encourage a vigorous growth which will give an abundance of flowers the next season.

**GOLD RUSH.** A vigorous climber, producing masses of handsome yellow flowers; has nice foliage and unlike most hardy climbers, it will produce flowers on its new growth for the season.

**NEW DAWN.** Apple-blossom-pink. Everblooming. The first hardy everblooming climber. It is a sport of the well-known Dr. W. Van Fleet which only blooms in June; New Dawn is destined to take its place because of strong everblooming characteristics and equally as vigorous and healthy growth habit.

**PAUL SCARLET CLIMBER.** An intensely red flower, borne in loose clusters. Best used as a pillar because of its restricted height. Unquestionably hardy and reliable. The most popular of all climbers.



# Fertilizers for Lawn and Garden



**ADCO.** A powder which, when mixed in the compost pile with vegetable refuse, grass clippings, leaves, etc., will produce an odorless manure in four months. 25 lbs. makes ½ ton manure.

**BONE MEAL.** Excellent for top-dressing lawns, the beneficial results can be noted for a long time. A very desirable fertilizer for roses, flowering shrubs, fruit bushes and trees. Apply 800 to 1000 lbs. per acre. 5 lbs. for every 200 sq. ft.

**COW MANURE Wizard Brand Pulverized.** You will get amazing results by using Wizard, the most popular and best animal fertilizer recommended for any purpose. Weed free. Clean with no offensive odor. Apply 100 lbs. per 1000 sq. ft.



**HYPER-HUMUS.** Nature's soil builder. Makes an ideal top-dressing for the lawn, garden, and shrubbery, and is unexcelled for lightening heavy soils, or binding soils which are too light. Apply 1 to 4 lbs. per square foot, depending on the condition of the soil.

**LIME (Hydrated or Powdered).** An indirect fertilizer that liberates plant food already in the soil. Makes sour soil sweet and heavy soil light. Promotes growth and gives the lawn a rich color. 10 lbs. to 200 sq. ft. or 1 ton to acre.

**PEAT MOSS.** A moisture retaining humus, an important aid in saving soil fertility. Prevents the formation of hard crusts and fungus growth. Used for mulching Evergreens, Perennials and Roses.

**PHOSPHATE (20% Acid Phosphate).** For all vegetable crops, grains, etc. Apply 800 lbs. per acre. 5 lbs. per 200 square feet.

**SULPHATE OF ALUMINUM.** Gives the soil the acidity necessary for the successful culture of Azaleas, Laurel, Rhododendrons and similar plants. Apply 1 lb. per 10 square feet.

**SHEEP MANURE. Wizard Brand Pulverized.** A complete natural plant food, sterilized and weedless. Wizard Manures give flowers and lawns a quick start and promotes strong healthy growth by supplying an abundance of humus, vitamins and mineral foods needed by all soils.

**TRI-GEN ROSE FOOD, 5-10-5.** Prepared especially for roses and made from organic (long lasting) and inorganic (quickly available) materials.

**TRUCKERS FAVORITE, 5-10-5. (Garden Fertilizer).** Contains all the food elements needed by vegetables for their quick growth, early maturity and perfect development. Apply at the rate of 10 lbs. per 200 square feet.

**VIGORO, 4-12-4. The Complete Plant Food.** For Lawns, Gardens, Flowers, Shrubbery, Trees. Apply Vigoro to the soil. It is a scientifically compounded plant food. Easy to apply. No unpleasant odor. Promote rapid, beautiful and sturdy growth. Directions in every bag. Apply 4 lbs. per 100 sq. ft.

## Chemical Stimulants

*Hormones and Vitamins that invigorate all types of plants and stimulate root growth.*

**HYPONEX PLANT FOOD.** Grows plants in soil, sand or water. Plants grow luxuriantly, flower abundantly and develop sturdy growth regardless of poorness of soil. A teaspoonful makes a gallon of liquid plant-food.

**PLANTABBS.** Fulton's odorless plant food tablets containing Vitamin B-1. Recommended particularly for potted plants.



**ALFALFA**  
Sweet Clovers  
**CLOVERS**  
Red, Alsike, &  
White Clovers

**BEANS**  
**PEAS**  
**SOYBEANS**  
**VETCHES**

**FRUITONE.** Stops premature drop of apples and other fruits. Spray tomato blossoms for earlier, bigger and less seeds. Spray beans for better set of pods and corn for fuller ears.

**ROOTONE.** Cuttings dipped with Rootone root faster.


**TRANSPLANTONE.** Is a vitamin-hormone stimulant for rooted plants. It is a soluble powder applied in water solution to the soil around the roots of plants, shrubs, trees and seedlings. It increases root-growth, vitalizes and carries the plant over the shock of transplanting.

*When ordering, always state name of seed.*

# Blight and Insect Controls

CONTROLS FOR CHEWING AND SUCKING INSECTS — DISEASES — FUNGUS

Directions for using will be found on each package.



**ARSENATE OF LEAD.** Kills chewing insects. May be dusted or sprayed. Splendid for lawn treatment to control Japanese Beetle grubs and worms, including Sod Web worms. Use 2 to 3 tablespoons to a gallon of water as a spray or with 5 parts of lime as a dust.

**BLACK LEAF 40.** 40% nicotine. Destroys aphid (plant lice), thrip, leaf hoppers and similar insect pests. May be combined with other sprays. One ounce makes six gallons of effective spray.



**BORDEAUX MIXTURE.** Preventive for most fungus diseases such as blight, rust, wilt and mildew on vegetables, flowers, fruit and shade trees. Start spraying before disease develops. Can be used dry or as a spray. Use 5 tablespoons to a gallon of water as a spray.

**CHLORDANE DUST.** 6%. For dusting to control ants, cut-worms, chinch bugs, chiggers, earwigs, slugs, snails, sowbugs, sod webworms, wireworms, Japanese beetle grubs, root infesting maggots and many others. In the home for cockroaches, silverfish, carpet beetles, crickets, etc.

**D.D.T. DUST.** (Hammond's). A finely blended powder with proper percentage of D.T.T. to control insects on vegetable and horticultural crops.

**DRITOMIC WETTABLE SULFUR.** Controls Black Spot and Mildew, Leaf Spot and Red Spider.

**FLORAL DUST.** (Du Pont's). Protects flowers against insects and fungus diseases. Apply regularly throughout the growing season.

**FRUIT TREE SPRAY or DUST** (Pratt's). To control chewing and sucking insects and fungus diseases on apples, pears, peaches and plums. Use 6 tablespoons to 1 gal. of water.



**LIME AND SULPHUR SOLUTION.** A perfect remedy for San Jose scale, apple and pear scab, peach-leaf curl, and cherry leaf-spot. Use 1 part to 20 gals. of water.

**LIME SULPHUR (Powder).** For San Jose scale and other fungus diseases. Has all the effectiveness of liquid lime sulphur. Use 1 lb. to 1 gal. of water.

**LINSO SOAP.** A liquid soap for use as a spreader in insecticides. Used with Black Leaf 40 (Nicotine Sulphate) or wherever a soap spreader is desired to break the surface tension of sprays.

**MARVEL SPRAY.** For African Violets, Coleus and all horticultural crops. Controls and kills mealy bugs, spiders, mites, etc.

**NICOTINE PYROX.** Kills both chewing and sucking insects. Controls blight and other plant diseases. Use 6 tablespoons to 1 qt. of water.

**PARA-SCALECIDE.** A prepared combination of Scalecide and paradichlorobenzene making a liquid treatment for treating peach borers. Also used on other trees for borers. One quart makes 2 gallons.

**RED ARROW.** A highly concentrated extract of Pyrethrum combined with a special soap. Kills sucking and chewing insects, such as Mexican Bean, Beetle, Aphis, Thrip, Rose Bug, Red Spider, etc. Use 1 oz. to 3 gallons of water.

**ROSE DUST.** (Du Pont's). A sulphur and "Fermate" fungicide, stops black spot, rust, mildew and other blights.

**ROTENONE 75 DUST (Powder).** An effective dust contains 0.75% Rotenone. Controls Mexican Bean Beetle, beetles on asparagus and cucumber, also leaf hoppers, caterpillars, chinch bugs, red spiders, cabbage worms and thrips.

**SCALECIDE.** A reliable dormant spray for San Jose scale, Oyster Shell scale, Red Mites, Aphis and many other scale and soft-bodied sucking insects. Use 1 qt. to 2 gals. of water.



**SLUG SHOT.** Requires no mixing or preparation, easily applied and not injurious to animals, the person applying it, or fruits and vegetables treated. Destroys potato bugs, Mexican bean beetle, green flies, slugs, worms, etc.

**SNAROL CUTWORM BAIT.** Kills cutworms, snails, slugs, sowbugs, earwigs.

**SULPHUR POWDER (Sublimed Flower).** Controls mildew, black spot, rust and leaf spot, diseases on evergreens, roses, fruit trees and other plants.

**TOBACCO BY-PRODUCT — NICO-FUME PRESSURE FUMIGATOR.** This method of fumigation permits rapid fumigation of small infested areas in a greenhouse or for plants grown outside under cloth, sash, hot beds and cold frames. A 1 lb. can will fumigate 25,000 cubic feet.

**TOBACCO DUST.** Finely ground for dusting. Effective against chinch bugs on lawns, aphids. Destroys soft creeping insects.

**TOMATO DUST.** An insecticide and fungicide. Tomato blight is a very destructive fungus disease in home gardens and commercial growing of tomatoes. Certain insects are also destructive pests on this major crop.

**TREE TANGLEFOOT.** For safeguarding trees and vines against climbing insect pests. Will remain sticky when fully exposed to weather. Apply a band of Tree Tanglefoot 1/16 inch thick, 4 inches wide completely around the tree.



**TRI-GEN.** (Contains Fermate). An outstanding Rose Spray. It has everything to control mildew and black spot, chewing and sucking insects. Also recommended for Asters, Snapdragons, Chrysanthemums and many other plants including vegetables.

**TRI-GEN DUST.** Contains a blend of D.D.T., Rotenone, Fermate and Sulphur to control sucking and chewing insects, as well as mildew, black spot and other blights.

# Pest Controls

**ANT CONTROL**—6% CHLORDANE DUST. For household use to control ants. Also effective for carpet beetles, cockroaches, crickets, fleas, silverfish, etc.

**ANTROL SYRUP.** Kills ants in the nest. Worker ants carry Antrol Syrup to their nests for food. Kill the queen and the whole ant family is exterminated at the source.

**ANTROL TRAPS.** Kills both grease and sweet-eating ants. Inside and outside house.

**CYANOGAS ANT-KILLER.** A sure ant killer for outdoor use only. In powder form for treating nests in gardens and lawns.

**DOG REPELLENT, CHAPERONE.** A most effective out-door dog repellent. One application will last 2 weeks and rain does not wash away its effectiveness.

**FUME-GEN.** Repels dogs, cats, ants, snails, slugs, sow bugs, and centipedes.

**MOLOGEN.** An odorless semi-powder that destroys moles quickly. Harmless to soil or grass and is safe to use where pets are kept.


**RABBIT REPELLENT, CHAPERONE.** Effective in controlling rabbits, ground-hogs, skunks and other rodents. They stay away.

**STANLEY'S CROW REPELLENT.** Protects corn from crows, black birds, pheasants, larks and all other corn-pulling birds. It positively will not clog any planter. Its use also prevents the seed from rotting in the ground.

# Weed Killers

**DU PONT'S "AMMATE" WEED KILLER.** A non-poisonous weed-killer for poison oak, poison ivy, poison sumac and woody perennials. Effective when foliage is green. Kill is permanent. Not for use as a selective weed killer on lawns. Use 1 lb. to 1 gal. of water.

**IMPROVED WEEDONE**—2, 4-D Plus 2, 4, 5-T. The weed killer which does not irritate the skin, corrode spray equipment, safe for humans and animals. Kills Poison Ivy, Poison Oak, Sumac, other noxious weeds. Sprayed on the lawn, it kills dandelions, plantain and other weeds without hurting the grass. For lawn weeds use 1 to 2 teaspoons to 1 qt. of water. For woody plants, 4 teaspoons to 1 qt. of water.



**WEEDONE CRABGRASS KILLER.** Non-poisonous. Contains potassium cyanate. Kills crabgrass and chickweed without killing clover, bluegrass and other desirable grasses can be used on seeding or mature crabgrass. Harmless to soil. Breaks down to beneficial fertilizer elements. Readily soluble in water. Easily cleaned from sprayer with plain water. For killing chickweed and seedling crabgrass apply 3 tablespoons in 1 gal. of water to 150 sq. ft. For killing mature crabgrass apply 6 tablespoons in 1 gal. water to cover 150 sq. ft.

**"WEEDEX" WEED KILLER.** Kills all plant growth. A labor-saver used on paths, drives, gutters and places where growth is not wanted. Use 1 qt. to 49 gals. of water.

# Seed and Soil Treating Compounds



**ROOTONE.** Any seed, including grass seed, treated by dusting with Rootone hormone powder germinates faster, roots deeper and produces stronger, more disease-resistant seedlings.

**SPERGON.** A seed protectant in powder form for treating seed before planting. Spergon protects seed from harmful fungi that are present in nearly all soils which tend to cause decay and damping-off, especially in cold wet weather. Spergon assures better germination of the seed and produces healthy plants that give better yield. It is noninjurious to humans and is easy to apply to the seed.



**SPERGON GLADIOLUS DUST.** Contains Spergon and 3% D.D.T. for treating Gladiolus, Tulips, Narcissus, Iris, Lily bulbs and rhizomes. Apply before planting or after digging in the fall to help control rot and thrips.

**TERSAN 75 (75% Thiuram).** Turf fungicide. An effective non-mercurial for prevention or control of large Brown Patch and Dollar Spot on Golf Courses, Grass Tennis Courts, Lawns and other Fine Turfs.

**ARASAN.** For Corn, Sorghums, Peanuts, Soybeans, Vegetables and Grasses and Legumes. Usually reduces losses from seed decay and damping-off. Two-way action:—as a disinfectant, generally destroys many surface seed-borne organisms;—as a protectant, generally protects seed against soil-borne organisms responsible for seed decay.

**CERESAN**—New Improved. For Wheat, Oats, Barley, Rye, Sorghums, Millets and Flax to control certain smuts and some other seed-borne diseases. Usually reduces seed decay and seedling damping-off of Cotton, Flax, Peas and Sugar Beets; surface seed-borne anthracnose and angular leaf-spot of Cotton.

**SEMESAN.** For Vegetable and Flower Seeds and Bulbs. Generally preserves seeds against rotting in cold, wet soils; controls damping-off or seedling blight and certain other seed-borne diseases. Helps promote increased germination, sturdier growth, larger yields, better grade produce.





# Sundries

**AIR-LITE PLASTIC GARDEN HOSE.** Light in weight, resists oil, can't crack, kink or chip, brass couplings; carries a full 5 year guarantee. 25 or 50 foot lengths in either red or green color.

**ASBESTOS TORCHES.** For burning caterpillars' nests. Made with a wire frame filled with shredded asbestos. Torch is saturated with kerosene. By attaching a pole of sufficient length nests high up in the trees may easily and quickly be destroyed.

**FERTILIZER SPREADER (Vigoro).** 17 in. hopper, 20 lb. capacity. Control adjustments for grass seed or commercial fertilizer.

**GARDEX GARDEN TROWEL.** Blade 6 ins. long, heavy steel, sharpened point. Hardwood handle.

**GARDEX SPADING FORK.** Sturdy steel, finely balanced, easy-gripping tool.

**GARDEX STRAIGHT TOOTH RAKE.** Sharp steel teeth. 14 ins. wide.

**GARDEX LAWN SWEEP.** A durable rake made of 22 flat steel teeth.

**GARDEX 2-PRONG SQUARE HOE.** Combination steel hoe and cultivator. 2¾ ins. wide, 8½ ins. deep.

**GRAFTING WAX.** Used for budding and grafting work and for filling small cavities in trees.

**HOTKAPS**—To protect early plants against frost, rain, wind, birds and insects. Maintain perfect mulch, promote sturdy growth, increase yield and bring crops to maturity 2 to 3 weeks earlier. Inexpensive to buy. Easy to set out; directions on package. Really an individual hothouse for every plant. Made of wax paper.

## HUDSON PERFECTION

**Compression Sprayer.** Simplest, safest, easiest to use sprayer ever built. Suited to all spraying jobs. The cover slips inside the tank and is locked into position. Pressure created by the pump then forces the cover tightly against the gasket, and

as pressure increases, the seal becomes tighter. A large 3¾ ins. x 4¾ ins. opening permits easy, rapid filling, emptying and cleaning. Pump is not removed with cover but stays in tank. Seam-welded 4 gal. tank, either stainless steel or galvanized. Control valve, all-angle brass spray nozzle, four discs for any spray from fog to stream.

**HUDSON BUGWISER Compression Sprayer.** An economical, efficient sprayer for all small home and garden spraying. Seam-welded 2½ gal. galvanized tank. Quick-acting pump and a 3 point cam lock that is safe and reliable. Control-valve, all-angle brass nozzle, three discs for any spray from fog to stream.

## HUDSON SPRAZIT Knapsack


**Sprayer.** Tank shaped to fit man's back. Ideal for truck gardens, farms, green-houses and nurseries. Piston pump that maintains 80 pounds continuous nozzle pressure. Seam welded, 5½ gal. tank, either galvanized or stainless steel.

Spray hose 60 inches, control valve, all-angle brass nozzle, four discs provide for any type spray.



**HUDSON TROMBONE SPRAYER.** Pistol-grip handles for easier, faster operation. Develops 180 pounds pressure, throws a 30 to 40 foot solid stream or fine mist. Cylinder, plunger and nozzle, brass. Intake ¾ ins. spray hose, 72 ins. long; clip to hold hose to rim of pail. Adjustable for any spray.

**HUDSON ECLIPSE.** All Stainless Continuous Sprayer. Sprays any pest control liquid without corroding or rusting. Built for years of service. For home or garden. Stainless, full quart, 2¼ ins. opening with standard fruit jar thread for use with glass jar if desired.



**HUDSON COMET.** Continuous Sprayer. Heavy tin-plate, brass nozzle. Will do an excellent job with fly oils, repellents, insecticides and disinfectants.

**HUDSON ADMIRAL DUSTER.** An outstanding duster for applying any powder pesticide or weed killer. Easy filling, holds over a quart of powder. Short strokes on pump discharge dust. Swivel nozzle adjustable to direct dust in any direction.



**LABELS**—Wood, Pointed 4 ins., 5 ins., 6 ins. Painted. For pot and garden plants.

**LABELS**—Copper Wired. Wood, 3½ x 5/8 ins. Painted. For Trees, Shrubs, Dahlias and similar plants.

**PLANET JR. SINGLE WHEEL HOE.** The most popular of all wheel hoes for the home gardener. Strong, sturdy, easy to handle. Complete garden equipment.

**SUDBURY SOIL TESTING KIT**—Eliminate guesswork, know the condition of your soil and what it will grow best, and how to adjust it for what you want to grow. Seeds and fertilizers are valuable—don't waste them until you know your soil.

**HOME GARDEN MODEL**—20-test. Tests for nitrogen, phosphorus, potash and acidity. Complete with instructions and data on plant needs.

**POPULAR GARDEN MODEL**—50-test.

**2-MINUTE SOIL TEST KIT**—For acidity only.

**TREE WOUND PAINT.** An antiseptic dressing for sealing and waterproofing tree wounds. Prevents infection of pruned or damaged portions of trees. Also good for grafting purposes.

**TWIST-EMS.** Handy Plant Tie. "Twist-Ems" are dark green strong tapes with wire reinforcing that make perfect plant ties with a twist of the wrist. For plants, vines and arranging flowers.

**WHIZ WHEELBARROW.** Packed in carton with directions for assembling. Light weight built to handle any job around the home and garden. 3 cu. ft. capacity, braced seamless steel red tray, specially shaped aluminum handles with rubber grips, puncture proof tire.

# Planting Chart for Vegetables

## For Philadelphia and Equivalent Climate

VARIETY	Seed Required	Seed Required per Acre	Distance Apart in Row	Distance Between Rows	Depth To Plant	Maturity from Planting to Picking
Asparagus, Seed	1 oz. to 800 plants	4 lbs. ....	3 to 6 ins..	1½ ft. ...	1 in. ....	3 to 4 years
Asparagus, Roots	50 roots per 100 ft.	5445 roots.	2 ft. ....	4 ft. ....	12 ins. ...	2 years
Beans, Bush, Snap	1 lb. per 100 ft. ..	60 lbs. ....	2 to 3 ins..	2 to 2½ ft.	1½ to 2 ins.	6 to 8 weeks
Beans, Bush, Lima	1 lb. per 100 ft. ..	60 lbs. ....	6 ins. ....	3 ft. ....	1½ to 2 ins.	10 to 12 weeks
Beans, Pole, Snap	1 lb. for 100 Hills.	30 lbs. ....	4 ft. hills .	4 ft. ....	1½ to 2 ins.	9 to 10 weeks
Beans, Pole Lima	1 lb. for 100 Hills.	30 lbs. ....	4 ft. hills .	4 ft. ....	1½ to 2 ins.	12 to 14 weeks
Beets, Table	2 oz. per 100 ft...	8 to 12 lbs.	3 to 4 ins..	1½ to 2 ft.	½ to 1 in. .	8 to 10 weeks
Beets, Mangels	2 oz. per 100 ft...	8 to 10 lbs.	6 ins. ....	2½ ft. ....	½ to 1 in. .	14 to 16 weeks
Broccoli, Heading	1 oz. to 2000 plants	4 oz. ....	1½ to 2 ft.	2 to 3 ft...	½ in. ....	9 to 21 weeks
Broccoli Greens	1 oz. per 100 ft...	2 lbs. ....	4 ins. ....	1½ to 2 ft.	½ in. ....	7 to 8 weeks
Brussels Sprouts	1 oz. to 3000 plants	4 oz. ....	1½ ft. ....	2 to 3 ft...	½ in. ....	13 to 14 weeks
Cabbage, Early	1 oz. to 2000 plants	4 oz. ....	1½ ft. ....	2 to 3 ft...	½ in. ....	10 to 12 weeks
Cabbage, Late	1 oz. to 2000 plants	4 oz. ....	2 ft. ....	3 ft. ....	½ in. ....	14 to 16 weeks
Cantaloupe	1 oz. to 50 hills ...	3 lbs. ....	4 ft. hills..	5 ft. ....	¾ in. ....	12 to 14 weeks
Carrot	1 oz. per 100 ft. .	3 to 5 lbs..	1 to 3 ins..	1 to 2 ft...	½ in. ....	9 to 12 weeks
Cauliflower	1 oz. to 2000 plants	4 oz. ....	1½ to 2 ft.	2½ ft. ....	½ in. ....	14 to 16 weeks
Celery	1 oz. to 6000 plants	4 oz. ....	6 ins. ....	3 to 4 ft. .	¼ in. ....	16 to 19 weeks
Chicory	1 oz. per 100 ft. .	4 lbs. ....	3 ins. ....	2 ft. ....	½ in. ....	15 to 17 weeks
Collards	1 oz. to 2000 plants	4 oz. ....	1½ to 2 ft.	2½ ft. ....	½ in. ....	12 to 14 weeks
Corn, Sweet	½ lb. per 100 ft...	12 lbs. ....	6 ins. ....	3 to 4 ft...	1 in. ....	10 to 13 weeks
Corn Salad	4 oz. per 100 ft. .	10 lbs. ....	3 ins. ....	1 to 1½ ft.	½ in. ....	6 to 7 weeks
Cress	1 oz. per 100 ft. .	10 lbs. ....	2 to 4 ins..	1½ ft. ....	¼ in. ....	5 to 6 weeks
Cucumber	1 oz. to 50 hills .	2 lbs. ....	4 ft. hills .	4 to 5 ft...	½ in. ....	8 to 10 weeks
Dandelion	1 oz. per 100 ft. .	5 lbs. ....	6 ins. ....	1 to 1½ ft.	½ in. ....	8 to 9 weeks
Dill	½ oz. per 100 ft...	5 lbs. ....	6 ins. ....	2 to 2½ ft.	½ in. ....	10 weeks
Egg Plant	1 oz. to 1000 plants	4 oz. ....	2 ft. ....	2½ ft. ....	½ in. ....	16 to 18 weeks
Endive	½ oz. per 100 ft...	4 lbs. ....	8 to 12 ins.	1½ ft. ....	½ in. ....	12 to 13 weeks
Fennel	1 oz. per 100 ft. .	4 lbs. ....	6 ins. ....	2 to 3 ft...	¾ in. ....	9 weeks
Kale	½ oz. per 100 ft...	3 lbs. ....	1½ ft. ....	2 ft. ....	½ in. ....	8 to 9 weeks
Kohl Rabi	½ oz. per 100 ft...	4 lbs. ....	3 to 6 ins..	1½ ft. ....	½ in. ....	8 to 9 weeks
Leek	1 oz. per 100 ft. .	5 lbs. ....	2 to 3 ins..	1½ ft. ....	½ in. ....	12 to 13 weeks
Lettuce	½ oz. per 100 ft...	3 lbs. ....	6 to 10 ins.	1½ ft. ....	½ in. ....	7 to 10 weeks
Mustard	1 oz. per 100 ft. .	4 lbs. ....	4 to 6 ins..	1 ft. ....	½ in. ....	4 to 5 weeks
Okra	2 oz. per 100 ft. .	8 lbs. ....	1½ ft. ....	3 ft. ....	1 in. ....	7 to 9 weeks
Onion Seed	1 oz. per 100 ft. .	4 lbs. ....	3 ins. ....	1½ ft. ....	½ in. ....	13 to 16 weeks
Onion Sets	2 qts. per 100 ft. .	10 lbs. ....	3 ins. ....	1½ ft. ....	½ in. ....	5 to 6 weeks
Parsley	½ oz. per 100 ft. .	3 lbs. ....	4 to 6 ins..	1 ft. ....	½ in. ....	10 to 12 weeks
Parsnip	1 oz. per 100 ft. .	4 lbs. ....	4 ins. ....	1½ to 2 ft.	½ in. ....	13 to 14 weeks
Peas	2 lbs. per 100 ft. .	120 lbs. ....	1 to 2 ins..	2 to 3 ft...	1 to 2 ins..	8 to 10 weeks
Pepper	1 oz. to 1000 plants	3 oz. ....	2 ft. ....	2½ ft. ....	½ in. ....	14 to 18 weeks
Potatoes	7½ lbs. per 100 ft.	10 bus. ....	15 ins. ....	3 ft. ....	3 ins. ....	10 to 12 weeks
Potatoes, Sweet		9680 plants	3 ft. hills .	3 ft. ....		18 to 20 weeks
Pumpkin	1 oz. to 25 hills .	4 lbs. ....	6 ft. hills .	8 ft. ....	1 in. ....	15 to 16 weeks
Radish, Early	1 oz. per 100 ft. .	10 lbs. ....	1 in. ....	1 ft. ....	½ in. ....	3 to 4 weeks
Radish, Winter	1 oz. per 100 ft. .	8 lbs. ....	4 ins. ....	1½ ft. ....	½ in. ....	7 to 8 weeks
Rhubarb Roots	30 roots per 100 ft.	4840 roots.	2 ft. ....	4 ft. ....	7 ins. ....	4 to 6 weeks
Ruta Baga	1 oz. per 100 ft. .	2 lbs. ....	6 ins. ....	2 ft. ....	½ in. ....	12 to 14 weeks
Salsify	2 oz. per 100 ft. .	8 lbs. ....	4 ins. ....	1½ to 2 ft.	½ in. ....	16 to 18 weeks
Sorrel	1 oz. per 100 ft. .	5 lbs. ....	3 ins. ....	1 to 1½ ft.	½ in. ....	5 weeks
Spinach	2 oz. per 100 ft. .	20 lbs. ....	4 ins. ....	1 ft. ....	½ in. ....	6 to 7 weeks
Spinach, New Zealand	1 oz. per 100 ft. .	3 lbs. ....	4 ins. ....	2½ ft. ....	1 in. ....	7 to 10 weeks
Squash, Bush	1 oz. to 25 hills .	4 lbs. ....	4 ft. hills .	4 ft. ....	1 in. ....	7 to 8 weeks
Squash, Vine	1 oz. to 15 hills .	2 lbs. ....	6 ft. hills .	8 ft. ....	1 in. ....	12 to 14 weeks
Swiss Chard	2 oz. per 100 ft. .	8 to 10 lbs.	6 ins. ....	1½ to 2 ft.	½ to 1 in. .	7 to 8 weeks
Tomato	1 oz. to 3000 plants	4 oz. ....	3½ ft. ....	4 ft. ....	½ in. ....	14 to 16 weeks
Turnip	1 oz. per 100 ft. .	2 lbs. ....	4 ins. ....	1½ to 2 ft.	½ in. ....	7 to 10 weeks
Watermelon	1 oz. to 30 hills	1 lb. ....	5 ft. hills..	8 ft. ....	¾ in. ....	12 to 14 weeks

NOTE:—Differences in maturity vary with climate, season, soil, geographic location and elevation, and variety planted.



# INDEX

## VEGETABLE SEEDS

	Page
Asparagus Seed	14
Asparagus Roots	14
Beans, Green	14, 15
Beans, Wax	15
Beans, Dwarf Lima	16
Beans, Pole Lima	16, 17
Beans, Pole	17
Beets, Garden	18
Beets, Sugar	19
Beets, Mangels	19
Broccoli	19
Brussels Sprouts	20
Cabbage	20, 21, 22
Cantaloupes	23, 24
Carrots	25
Cauliflower	26
Celeriac	26
Celery	26, 27
Chervil	27
Chicory	27
Chives	27, 55
Collards	28
Corn, Sweet	28, 29, 30
Corn, Garden & Field	29, 30
Corn, Pop	29
Corn Salad	27
Cress	28
Cucumbers	31, 32
Dandelion	32
Egg Plant	33
Endive	32
Fennel	33
Herbs	55
Kale	33
Kohl Rabi	33
Leek	34
Lettuce	34, 35, 36
Mushroom Spawn	36
Mustard	36
Okra	37
Onion Seed	37, 38, 39
Onion Sets	37
Parsley	40
Parsnips	40
Peas, Garden	41, 42, 43
Peppers	43, 44
Potatoes	40
Pumpkins	44
Radish	45, 46
Rape	59
Rhubarb Seed	46
Rhubarb Roots	46
Ruta Baga	53
Salsify	47
Sorrel	46
Spinach	47
Squash	48
Sunflower	59
Swiss Chard	19
Tobacco	59
Tomatoes	49, 50, 51
Turnips	52, 53
Watermelons	54, 55

## FLOWER SEEDS

Achillea	61
Afr. Daisies	69
Ageratum	61
Alyssum	61
Amaranthus	61
Antirrhinum	61
Aquilegia	67
Asparagus	61
Asters	62, 63
Auricula	64

## FLOWER SEEDS

	Page
Baby's Breath	70
Bachelor's Buttons	66
Balsam	71
Balsam Apple	74
Beans Ornamental	64
Begonias	64
Bellflower	65
Bellis Perennis	64
Black-Eyed Susan	
Vine	81
Blanket Flower	70
Blue Lace Flower	64
Brachycome	64
Calendula	64
California Poppies	69
Calliopsis	64
Campanula	65
Candytuft	64
Canterbury Bells	65
Cardinal Climber	65
Carnations	65
Castor Oil Plant	65
Celosias	66
Centaurea	66
Cheiranthus	66
Chinese Lantern	66
Chrysanthemum	66
Clarkia	66
Cobaea	66
Cockscomb	66
Coleus	66
Columbine	67
Coreopsis	66
Cornflower	66
Cosmos	67
Cup & Saucer Vine	66
Cyclamen	67
Cynoglossum	67
Cypress Vine	67
Dahlias	68
Daisies	64, 66, 69, 78, 79
Delphinium	68
Dianthus	69
Didiscus	64
Digitalis	70
Dimorphotheca	69
Dolichos	64
English Daisy	64
Eschscholtzia	69
Euphorbia	69
Everlasting Flowers	
70, 71, 79	
Feverfew	69
Floss Flower	61
Forget-Me-Not	67, 74
Four O'Clocks	70
Foxglove	70
Gaillardia	70
Geum	70
Gilliflower	79
Globe Amaranth	70
Gomphrena	70
Gourds, Ornamental	70
Gypsophila	70
Helianthemum	71
Helianthus	79
Helichrysum	71
Heliotrope	71
Hibiscus	71
Hollyhocks	71
Honesty	71
Hunnemannia	71
Iberis	71
Ipomoea	74

## FLOWER SEEDS

	Page
Kochia	71
Lady Slipper	71
Lantana	71
Larkspur	72
Lathyrus	72
Lavender	72
Lobelia	72
Love-in-a-Mist	74
Lunaria	71
Lupinus	72
Mallow	71
Marigolds	73
Marvel of Peru	70
Matricaria	69
Mexican Fire Bush	71
Mignonette	72
Mirabilis	70
Momordica	74
Moonflower	74
Morning Glories	74
Mourning Bride	78
Myosotis	74
Nasturtiums	74
Nicotiana	74
Nigella	74
Painted Daisy	69
Painted Tongue	78
Pansies	75
Persian Daisy	78
Periwinkle	81
Petunias	76, 77
Phlox	75
Physalis Franchetti	66
Pincushion	78
Pinks	69
Polyanthus	77
Poppies	77
Portulaca	77
Primrose	64, 77
Primula	64
Pyrethrum	78
Red Hot Poker	81
Ricinus	65
Rose Moss	77
Salpiglossis	78
Salvia	78
Santa Barbara Poppy	71
Satin Flower	71
Scabiosa	78
Scarlet Sage	78
Shasta Daisy	79
Snapdragons	61
Snow-on-the-Mtn.	69
Speedwell	81
Statice	79
Stevia	79
Stocks	79
Summer Cypress	71
Summer Poinsettia	61
Sunflower	79
Sun Plant	77
Sun Rose	77
Swan River Daisy	64
Sweet Alyssum	61
Sweet Peas Annual	80
Sweet Peas Hardy	72
Sweet William	79
Sweet Wivelsfield	69
Thunbergia	81
Tickseed	64
Tobacco Flower	74
Tritoma	81
Verbena	81

## FLOWER SEEDS

	Page
Veronica	81
Vinca	81
Violas	81
Wallflower	81
Wild Garden	81
Zinnias	82, 83, 84

## GRASS & FARM SEEDS

Barley	59
Broom Corn	59
Buckwheat	59
Canada Field Peas	59
Clover	59
Cow Peas	59
Grass Seeds	58
Lawn Grass	57
Millets	59
Oats	59
Pasture Grass	57
Rape Essex	59
Roots for Stock	
19, 25, 52, 53	
Rye	59
Soja Beans	59
Sudan Grass	59
Sugar Cane	59
Sunflower	59
Tobacco	59
Vetch	59
Wheat	59

## BIRD FOOD

Canary Bird Seed	59
Sunflower	59
Wild Game Mixture	59

## SUMMER-

## FLOWERING BULBS

Amaryllis	85
Begonias	85
Caladium	85, 86
Cinnamon Vine	86
Canna	86
Dahlias	87
Elephant Ear	85, 86
Gladiolus	88
Gloxinia	88
Lilies, Hardy	88
Lilies, Calla	85
Mexican Vine	88
Tuberose	88

## PLANTS

Roses	89, 90
-------	--------

## HOW TO PLANT

Flower Seed Culture	60
Bulb Culture	
85, 86, 87, 88	

Lawn Grass Culture	56
--------------------	----

Vegetable Planting	
Chart	95

Vegetable Seed Culture	
Precedes each Veget-	
table	

## SUPPLIES

Blight & Insect Con-	
trols	92
Chemical Stimulants	91
Fertilizers	91
Inoculate Nitragin	91
Pest Controls	93
Seed and Soil Treat-	
ing Compounds	93
Sundries	94
Weed Killers	93



# Landreth's Seeds

Since 1784

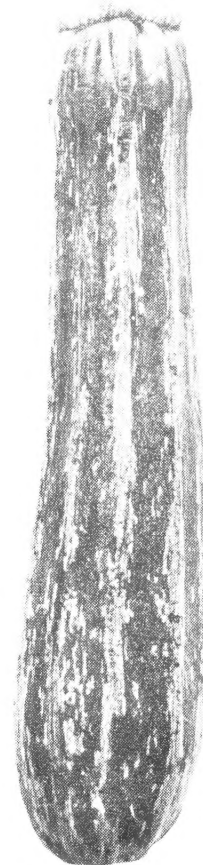
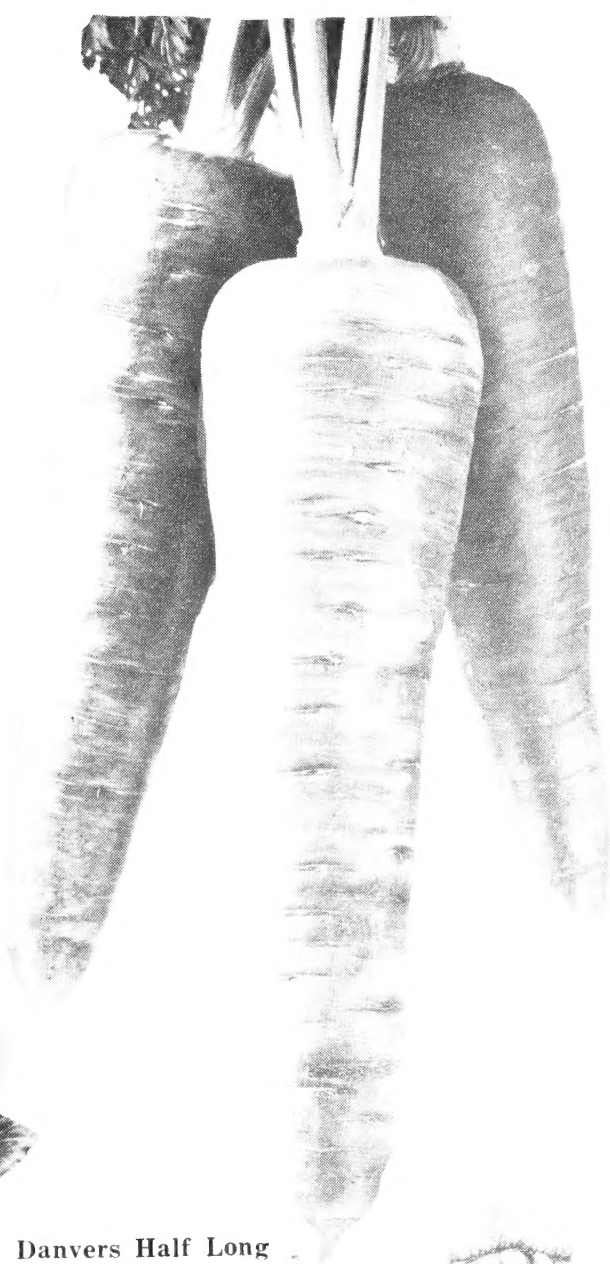


Rutgers, Pa. Certified  
**TOMATO**



Garrison  
**WATERMELON**

Danvers Half Long  
**CARROT**



Cocozelle Bush  
**SQUASH**

---

## D. Landreth Seed Co.

6 S. FRONT ST.  
PHILADELPHIA 5, PA.  
Phone: LOmbard 3-4487

337 ELIZABETH ST., N. E.  
ATLANTA, GA.  
Phone: Main 7055

# Landreth's



YOUR DEALER

*D. Landreth Seed Co.*

THE OLDEST SEED HOUSE<sup>o</sup> IN AMERICA  
PHILADELPHIA, PA. ATLANTA, GA.