

Historic, Archive Document

Do not assume content reflects current scientific knowledge, policies, or practices.

62.39

LIBRARY
RECEIVED
★ APR 25 1952 ★
U. S. Department of Agriculture

Wyman's
**GARDEN CENTER
AND
NURSERIES**

1952

Framingham,
Mass.





TABLE OF CONTENTS

Azaleas	22-25	Fruits	36-38
Evergreens	2-10	Garden Supplies.....	43-44
Evergreen Shrubs.....	10-13	Vines	35-36
Rhododendrons	12-13	Roses	39-42
Deciduous Trees.....	14-21	Index to Varieties.....	45-46
Deciduous Shrubs.....	22-35		

OUR LOCATION

We are located about 18 miles from Boston on the Boston-Worcester Turnpike, Route 9, at the Framingham-Natick line, opposite the new Shoppers' World.

We cordially invite you to inspect our nurseries at your convenience.

PRICES

The articles in the following list will be furnished at the annexed prices only when the quantity specified, of any given variety and size, is taken.

Specimens personally selected by the purchaser or his representative (or specially selected by us at his request) will be priced according to their individual values.

The prices are for the stock F.O.B. our nurseries.

The prices are effective January 5, 1952.

TERMS

Our terms are cash. Charge accounts, for 30 days credit, may be opened upon receipt of satisfactory credit references—allowing us time for investigation. All accounts unpaid after due date will be subject to sight draft without further notice. C.O.D. express shipments will be made (with collection charges added to the bill) only when order is accompanied by a deposit of at least 25 per cent of the amount of the bill.

MEMBERS OF THE

- Massachusetts Nurserymen's Association
- New England Nurserymen's Association
- American Association of Nurserymen
- N. E. Gladiolus Society
- American Rose Society

Our 61st Year

This is our 61st year in the nursery business. The years have seen many changes, particularly the past few years. Our business has expanded from a retail and wholesale nursery to one covering the whole horticultural and garden industry.

In 1948 we built Wyman's Garden Center, the largest and most complete garden supply store in New England. It was our aim to make available to every home owner all types of garden plants and supplies, and at the same time give better service to our customers.


Last year, we built two new additions to the Garden Center, a 44-foot curved eave greenhouse and a large warehouse. With these new facilities we can give you a larger selection of merchandise and better service.

Our offices and Landscape Department are located in the Garden Center for better and more efficient operation.

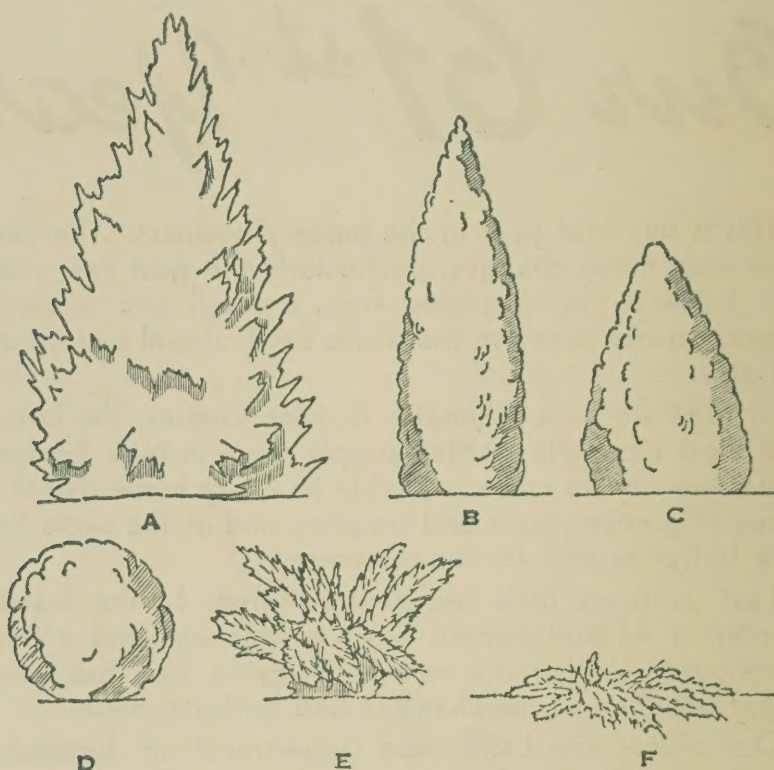
To assure you of quality plants, we grow nearly all of them less than a mile from the Garden Center. The fields are located on Route 30, Cochituate Road in Framingham, where we have a 135-acre nursery.

As we are devoting most of our nursery land in Framingham to growing plants for retail sales, we have moved our wholesale nursery business to a new location. In 1950 we established a 129-acre nursery twenty miles north of Cape Charles in Virginia. Here we will specialize in growing Rhododendrons, Azaleas, Yews, Dogwoods, Magnolias and other choice plants.

Our plans for the future provide for many additional facilities and improvements in the Garden Center and nurseries and they will be completed as rapidly as possible.



Wyman's GARDEN CENTER



TYPES OF EVERGREENS

To enable us to give accurate brief descriptions of Evergreens, we classify them into six types shown above.

- A. Large, roughly conical, medium to coarse texture.
- B. Narrow conical to columnar, medium to fine texture.
- C. Broad conical, medium to fine texture.
- D. Globose, including elliptical and flattened globe.
- E. Spreading, bush-form, not prostrate.
- F. Flat, prostrate or procumbent.

MAXIMUM HEIGHTS

These vary under different conditions. The figures given represent an average—not the extremes.

RATES OF GROWTH

These also vary, but we give an approximate average rate per year, also the key letters used in the code.

VR—very rapid—over 18 inches.

R—rapid—12 to 18 inches.

M—medium—8 to 12 inches.

S—slow—4 to 8 inches.

VS—very slow—under 4 inches.

TRANSLATION OF DESCRIPTIVE CODE

We condense the above information into code form as: B—18'—M. Reference to the above explanation indicates that the tree described is a narrow cone or column, a usual maximum height of eighteen feet, growing from eight to twelve inches a year.

EVERGREEN TREES

Our Evergreens have the quality necessary to provide excellent IMMEDIATE EFFECT — and heavy root masses to promote TRANS-PLANTING SUCCESS.

We dig our Evergreens with a ball of the earth in which they are grown, and wrap them in burlap WITHOUT additional charge.

	1 to 9	10 and over
	Each	Each
ABIES—Fir		
ABIES concolor		<i>White Fir</i>
A—80'—R. Soft flat needles, 1½"—2½", green to silver.		
3 to 4 ft.....	9.75	
fraseri		<i>Fraser Fir</i>
A—40'—M. Stubby needles, ½"—¾".		
2 to 3 ft.....	6.50	
3 to 4 ft.....	8.00	
veitchi		<i>Veitch Fir</i>
A—80'—R. Needles ¾"—1", lustrous dark green above, silvery beneath. Succeeds in difficult soils and exposures.		
2 to 3 ft.....	6.50	
3 to 4 ft.....	8.00	
4 to 5 ft.....	11.00	
CHAMAECYPARIS obtusa gracilis		<i>Hinoki Cypress</i>
C—8'—S. Graceful Japanese Cypress, broad oval form with bright green foliage.		
2 to 2½ ft.....	6.00	
pisifera		<i>Sawara Retinospora</i>
C—35'—M. Light green foliage, lacy texture, graceful.		
2 to 2½ ft.....	3.95	3.75
2½ to 3 ft.....	5.25	5.00
3 to 4 ft.....	6.75	6.50
p. filifera		<i>Thread Retinospora</i>
C—15'—S. Foliage long, slender, drooping, thread-like.		
18 to 24 in.....	3.95	3.75
2 to 2½ ft.....	4.95	4.75
2½ to 3 ft.....	6.95	
p. plumosa		<i>Plume Retinospora</i>
C—20'—S. Soft, feathery foliage.		
15 to 18 in.....	2.95	2.75
18 to 24 in.....	3.50	3.25
2 to 2½ ft.....	4.95	
2½ to 3 ft.....	6.50	
p. plumosa aurea		<i>Golden Plume Retinospora</i>
C—20'—S. Golden form of preceding, valuable for color accent.		
15 to 18 in.....	2.95	2.75
18 to 24 in.....	3.50	3.25
2 to 2½ ft.....	4.95	
2½ to 3 ft.....	6.50	
3 to 4 ft.....	8.00	

		1 to 9	10 and over
JUNIPERUS—Juniper		Each	Each
JUNIPERUS chin. pfitzeriana		<i>Pfitzer Juniper</i>	
E—12' spread, S to M. Foliage both scale and needle types, medium green, slightly gray. Graceful, rugged.			
15 to 18 in. spread.....		4.50	4.25
18 to 24 in. spread.....		6.25	6.00
2 to 2½ ft. spread.....		8.00	
2½ to 3 ft. spread.....		10.00	
com. hibernica		<i>Irish Juniper</i>	
B—12'—S. Usually columnar, sometimes slightly conical; compact, smooth, strict. Rich gray-green needle type foliage. Excellent for formal plantings.			
18 to 24 in.....		2.95	
2 to 3 ft.....		3.75	
excelsa stricta		<i>Greek Juniper</i>	
C—10'—S. Dense, compact. Foliage sharp, needle type, bluish steel gray-green.			
15 to 18 in.....		3.95	3.75
18 to 24 in.....		4.95	
2 to 2½ ft.....		5.95	
hor. depressa plumosa		<i>Andorra Juniper</i>	
F—8'—S. Medium green short needle to slightly expanded scale foliage. Purple-red in winter.			
15 to 18 in.....		4.25	4.00
18 to 24 in.....		5.50	
2 to 3 ft.....		7.00	
japonica		<i>Japanese Juniper</i>	
E—6' spr. VS. Foliage scale type, rich medium green.			
15 to 18 in.....		4.50	
18 to 24 in.....		5.50	
2 to 2½ ft.....		7.00	
sabina		<i>Savin Juniper</i>	
E to F—5' spr. VS. Gray-green foliage of scale type, enriched, by slight bronze. Useful for rock gardens and banks.			
15 to 18 in. spread.....		4.25	4.00
18 to 24 in. spread.....		5.50	
2 to 2½ ft. spread.....		7.00	
sab. tamariscifolia		<i>Tamarix Savin</i>	
E to F—5' spr. VS. Gray-green foliage of scale type.			
15 to 18 in. spread.....		4.00	
virginiana		<i>Redcedar</i>	
B—40'—M to S. Foliage both types, scale type predominating in older trees. Rich green.			
2 to 3 ft.....		4.50	
3 to 4 ft.....		6.00	
4 to 5 ft.....		7.50	
5 to 6 ft.....		9.00	

	1 to 9	10 and over
	Each	Each
PICEA—Spruce		
PICEA canadensis		<i>White Spruce</i>
A—60'—R. Light green to slight silver green.		
18 to 24 in.....	4.25	
2 to 3 ft.....	5.25	
3 to 4 ft.....	7.50	
4 to 5 ft.....	10.00	
excelsa		<i>Norway Spruce</i>
A—90'—R to VR. The most rapid-growing Spruce. Needles 5/8"—1", dark. Handsome.		
18 to 24 in.....	3.50	
2 to 3 ft.....	4.75	
3 to 4 ft.....	7.00	
4 to 5 ft.....	9.50	
5 to 6 ft.....	14.00	
exc. remonti		<i>Remont Spruce</i>
A—20'—S. Dense broad dwarf cones. Very dark. An excellent tree of positive character.		
18 to 24 in.....	8.50	
2 to 2½ ft.....	12.00	
4 to 5 ft.....	24.00	
5 to 6 ft.....	30.00	
glauca conica		<i>Dwarf Alberta Spruce</i>
C—6'—VS. New, rare, true dwarf, symmetrical, dense, fine-textured, hardy, exceedingly beautiful. Popular.		
12 to 15 in.....	5.50	
15 to 18 in.....	7.50	
18 to 21 in.....	9.00	
omorika		<i>Serbian Spruce</i>
C—80'—M. Perhaps the choicest large Spruce. Often very compact when small; later fairly compact with graceful sweep of branches. Needles 5/8" medium green above, silvery under.		
5 to 6 ft.....	18.00	
pungens glauca		<i>Blue Colorado Spruce</i>
A—80'—M to R. The well-known blue spruce noted for its symmetrical shape. Needles 7/8", stiff, pointed, medium silvery blue.		
18 to 24 in.....	5.95	
2 to 3 ft.....	7.50	
3 to 4 ft.....	12.00	

PINUS—Pine

PINUS montana mughus		<i>Mugho Pine</i>
D—8'—S. Dense, rich green, wonderful winter color. Succeeds in all except wet soils. One of the finest dwarf evergreens. Neat, compact, hardy, full of character. The only Pine suitable for Foundation Plantings.		
12 to 15 in. spread.....	3.95	
15 to 18 in. spread.....	5.50	

PINUS—cont'd	1 to 9 Each	10 and over Each
<i>resinosa</i>	<i>Red or Norway Pine</i>	
A—70'—VR. Tall, pyramidal, loose, can be made dense by pruning. Needles 6"—10", dark.		
2 to 3 ft.....	4.95	4.75
3 to 4 ft.....	6.50	6.00
4 to 5 ft.....	9.50	
5 to 6 ft.....	13.50	
<i>strobos</i>	<i>White Pine</i>	
A—100'—VR. Needles very slender, 4"—5", rich dark green. overlaid with silvery blue bloom.		
2 to 3 ft.....	3.95	3.75
3 to 4 ft.....	5.50	5.00
4 to 5 ft.....	7.00	
5 to 6 ft.....	9.50	
6 to 7 ft.....	15.00	
7 to 8 ft.....	22.50	
<i>PSEUDOTSUGA douglasi</i>	<i>Douglas Fir</i>	
A—70'—R. Dark green to gray-blue, soft. Develops huge column habit as it matures. Very beautiful.		
2 to 3 ft.....	5.95	
3 to 4 ft.....	7.50	
4 to 5 ft.....	10.00	
5 to 6 ft.....	14.00	

TAXUS—Yew

TAXUS cuspidata (spreading form)	<i>Spreading Japanese Yew</i>	
E—8' spr.—S. Naturally somewhat open and irregular, but can be sheared into compact, globose form. Beautiful either way. Full of character. Dark, rich.		
12 to 15 in. spread.....	3.95	3.50
15 to 18 in. spread.....	4.95	4.50
18 to 24 in. spread.....	6.50	6.00
2 to 2½ ft. spread.....	8.50	8.00
2½ to 3 ft. spread.....	14.00	
3 to 3½ ft. spread.....	18.00	
3½ to 4 ft. spread.....	25.00	
4 to 4½ ft. spread.....	30.00	
4½ to 5 ft. spread.....	45.00	
5 to 6 ft. spread.....	60.00	
6 to 7 ft. spread.....	80.00	
7 to 8 ft. spread.....	125.00	
8 to 9 ft. spread.....	175.00	
<i>cuspidata</i>	<i>Erect Japanese Yew</i>	
B—25' to 40'—S. Erect form, definite leader. Fine.		
15 to 18 in.....	5.85	
18 to 24 in.....	7.50	
2 to 2½ ft.....	9.50	
2½ to 3 ft.....	12.50	
3 to 3½ ft.....	18.00	
3½ to 4 ft.....	22.50	
4 to 4½ ft.....	30.00	
4½ to 5 ft.....	40.00	
5 to 6 ft.....	50.00	
6 to 7 ft.....	60.00	
7 to 8 ft.....	80.00	
8 to 9 ft.....	100.00	

TAXUS—cont'd	1 to 9 Each	10 and over Each
<i>cus. nana</i> <i>Dwarf Japanese Yew</i>		
E-6'-VVS. Very dwarf, habit irregular. Strong heavy needles, very dark, almost blue-green.		
12 to 15 in. spread.....	4.95	4.75
15 to 18 in. spread.....	6.00	5.75
18 to 21 in. spread.....	8.50	
21 to 24 in. spread.....	10.00	
2 to 2½ ft. spread.....	15.00	
2½ to 3 ft. spread.....	20.00	
3 to 3½ ft. spread.....	27.50	
3½ to 4 ft. spread.....	35.00	
4 to 5 ft. spread.....	50.00	
7 to 8 ft. spread.....	175.00	
 <i>media erecta</i> <i>Erect Hybrid Yew</i>		
B-15'-S. An extremely fine Yew which fills its tops com- pletely; dark, rich green.		
12 to 15 in.....	3.50	3.25
15 to 18 in.....	4.95	4.50
18 to 24 in.....	7.00	6.50
2 to 2½ ft.....	9.00	8.50
2½ to 3 ft.....	11.50	11.00
3 to 3½ ft.....	14.75	14.00
3½ to 4 ft.....	20.00	
4 to 4½ ft.....	25.00	
4½ to 5 ft.....	35.00	
5 to 6 ft.....	45.00	
6 to 7 ft.....	60.00	
7 to 8 ft.....	90.00	
8 to 9 ft.....	125.00	
 <i>med. hatfieldi</i> <i>Hatfield Yew</i>		
B-15'-S. Rich black-green; darkest of all Yews. Espe- cially compact. The best Yew for hedges 2 to 6 ft. tall.		
12 to 15 in.....	3.95	3.75
15 to 18 in.....	5.50	5.25
18 to 24 in.....	7.50	7.25
2 to 2½ ft.....	9.95	9.50
2½ to 3 ft.....	14.00	13.50
3 to 3½ ft.....	18.00	
3½ to 4 ft.....	25.00	
4 to 4½ ft.....	32.00	
 <i>med. hicksi</i> <i>Hicks Yew</i>		
B-15'-S. A columnar form with upright branches and green foliage. May be used as accent plant or specimen.		
2 to 2½ ft.....	8.50	
2½ to 3 ft.....	10.00	

TAXUS—cont'd	1 to 9 Each	10 and over Each
med. nanagrاند	<i>Dwarf Hybrid Yew</i>	
E—18'—S. Practically identical to <i>T. cuspidata</i> , but grows larger and faster.		
12 to 15 in. spread.....	4.85	4.25
15 to 18 in. spread.....	5.95	5.25
18 to 24 in. spread.....	8.00	
2 to 2½ ft. spread.....	12.00	
media (spreading strains)	<i>Spreading Hybrid Yew</i>	
E—8'—S. Somewhat similar to <i>T. cuspidata</i> , but heavier, denser-bodied, with well-filled centers. Far superior.		
12 to 15 in. spread.....	4.75	4.50
15 to 18 in. spread.....	5.75	5.50
18 to 24 in. spread.....	6.95	6.75
2 to 2½ ft. spread.....	9.50	
2½ to 3 ft. spread.....	14.50	
3 to 3½ ft. spread.....	20.00	
3½ to 4 ft. spread.....	30.00	
4 to 4½ ft. spread.....	40.00	
4½ to 5 ft. spread.....	60.00	
5 to 6 ft. spread.....	80.00	
6 to 7 ft. spread.....	100.00	
7 to 8 ft. spread.....	140.00	
8 to 9 ft. spread.....	200.00	
med. wymani	<i>Wyman Yew</i>	
D—12'—S. Develops into round, bold bush as tall as broad, with centers entirely filled.		
12 to 15 in.....	4.75	
15 to 18 in.....	5.95	
18 to 24 in.....	7.50	
2 to 2½ ft.....	10.00	
2½ to 3 ft.....	15.00	
Magnificent large specimens, 8 to 12 ft., priced on request.		

THUJA—Arborvitae

THUJA occidentalis	<i>American Arborvitae</i>	
B—40'—S to M. The old, familiar, so-called "White Cedar". Valuable for hedges; in large sizes for specimens; in small sizes in foundation plantings.		
2 to 3 ft.....	4.00	3.75
3 to 4 ft.....	6.00	5.75
4 to 5 ft.....	8.00	7.50
occ. columnaris	<i>Columnar Arborvitae</i>	
B—40'—M. This new variety has the soft texture of <i>T. occidentalis</i> . For this reason, and on account of its dense, columnar habit, it is one of the most desirable tall-growing narrow evergreens.		
2 to 3 ft.....	4.95	4.50
3 to 4 ft.....	6.75	6.25
4 to 5 ft.....	9.00	8.50
5 to 6 ft.....	12.00	11.00

THUJA—cont'd	1 to 9 Each	10 and over Each
occ. douglasi pyramidalis	<i>Douglas Pyramid Arborvitae</i>	
B—15'—S. Spire-like habit; somewhat open when small, but decidedly dense as size increases.		
4 to 5 ft.....	8.00	
5 to 6 ft.....	9.50	
6 to 7 ft.....	12.00	
occ. globosa	<i>Globe Arborvitae</i>	
(See Thuja occ. Woodwardi)		
occ. pyramidalis	<i>American Pyramidal Arborvitae</i>	
B—20'—S. Improvement on T. occ. More columnar, dense, compact. Darker color well maintained in winter.		
2 to 3 ft.....	4.85	4.50
3 to 4 ft.....	6.75	6.25
4 to 5 ft.....	9.00	8.50
5 to 6 ft.....	12.00	11.50
6 to 7 ft.....	16.00	
7 to 8 ft.....	22.00	
occ. Rosenthali	<i>Rosenthal Arborvitae</i>	
D—12'—S. Deep green, dense columnar habit.		
2 to 3 ft.....	4.95	4.50
3 to 4 ft.....	6.75	6.25
4 to 5 ft.....	9.00	
occ. wareana	<i>Ware (or Siberian) Arborvitae</i>	
C—12'—S. Tough; exceptionally hardy. Dense, full. Dark; suggestion of dark steel-blue. Full of character.		
18 to 24 in.....	3.85	3.50
2 to 2½ ft.....	4.95	4.50
2½ to 3 ft.....	6.75	
3 to 4 ft.....	8.50	
4 to 5 ft.....	12.00	
occ. wareana nana	<i>Dwarf Ware Arborvitae</i>	
E—6'—S. Slightly conical hassock, very dense. Fronds very small, very dark.		
15 to 18 in. spread.....	3.95	
2 to 2½ ft. spread.....	6.50	
2½ to 3 ft. spread.....	8.00	
occ. woodwardi	<i>Ball Arborvitae</i>	
D—5'—S. Dense, fine textured. Absolutely the best globe.		
12 to 15 in.....	3.25	2.95
15 to 18 in.....	3.95	3.75
18 to 24 in.....	4.95	4.50
2 to 2½ ft.....	6.50	

TSUGA—Hemlock

TSUGA canadensis *Canada Hemlock*
 A to C—70'—M to R. The best Hemlock. Native to northern United States, Canada. Foliage rich dark green, lacy. Graceful. Often pronounced the finest Evergreen of North America. The Hemlock, when unpruned, grows into a large specimen of exceptional beauty. Pruned, it may be used in plantings of Dwarf Evergreens.

TSUGA canadensis—cont'd	1 to 9 Each	10 and over Each
18 to 24 in.....	3.85	3.50
2 to 2½ ft.....	5.50	5.00
2½ to 3 ft.....	6.95	6.50
3 to 4 ft.....	8.95	8.00
4 to 5 ft.....	12.95	11.95
5 to 6 ft.....	17.00	16.00
6 to 7 ft.....	24.00	
<i>diversifolia</i>	<i>Japanese Hemlock</i>	
C—10'—S. Medium green, tinged gray, needles short.		
2½ to 3 ft.....	7.50	
3 to 4 ft.....	12.00	
4 to 5 ft.....	18.00	
<i>microphylla</i>	<i>Compact Canadian Hemlock</i>	
C—20'—S. A slower growing, more compact form of Canadian Hemlock with darker green foliage.		
18 to 24 in.....	4.95	4.50
2 to 2½ ft.....	6.95	6.50
2½ to 3 ft.....	8.50	8.00
3 to 4 ft.....	11.00	
4 to 5 ft.....	14.00	

EVERGREEN SHRUBS



TYPES OF EVERGREEN SHRUBS

- A. Branching habit, leaves large.
- B. Multiple stems, leaves medium.
- C. Multiple stems, slightly branching, leaves usually small, sometimes minute, even scale-like.
- D. Viny, creeping, climbing or sprawling habit, leaves small to medium.

1 to 9 10 and over
RATES OF GROWTH Each Each

VR—very rapid—over 8 inches. S—slow—2 to 4 inches.
 R—rapid—6 to 8 inches. VS—very slow—under 2 inches.
 M—medium—4 to 6 inches.

DAPHNE cneorum *Rose Daphne*

C to B—18"—S. Leaves narrow, 3/4". Rose-colored, delicately fragrant flowers, produced freely in May, June and occasionally during the summer.

6 to 9 in. B&B.....	1.95	1.75
9 to 12 in. B&B.....	2.50	2.25

EUONYMUS radicans *Wintercreeper*

C to D—M. Viny branches. Leaves 3/4", oval, dark, dull.

2 yrs. Bare root.....	1.00	.85
3 yrs. Bare root.....	1.50	1.25
4 yrs. Bare root.....	2.00	

rad. carrieri *Glossy Wintercreeper*

C to B—R. Glossy oval leaves, 1 3/4". Strongest climbing Euonymus. Unsupported, makes fine rounding bush.

2 yrs. Bare root.....	1.00	.85
3 yrs. Bare root.....	1.50	1.25
4 yrs. Bare root.....	2.00	

rad. colorata *Bronze Wintercreeper*

C to B—R. Leaves 1 1/2", oval, red under.

3 yrs. Bare root.....	1.00	.75
4 yrs. Bare root.....	1.50	

rad. kewensis *Baby Wintercreeper*

C to D—S. Leaves 1/2". Branches very slender.

3 yrs. Bare root.....	2.00
-----------------------	------

rad. minimus *Baby Wintercreeper*

DVS. Leaves 1/2". Climbs well on walls.

3 yrs. Bare root.....	2.00
-----------------------	------

rad. vegetus *Bigleaf Wintercreeper*

B to D—M. Leaves round, 1". Fruit 1/3", orange-scarlet.

2 yrs. Bare root.....	1.00	.85
3 yrs. Bare root.....	1.50	1.25
4 yrs. Bare root.....	2.00	1.75

ILEX crenata convexa *Boxleaf Japanese Holly*

B—M. Spreading shrub habit. Leaves 1/2", glossy.

6 to 9 in. B&B.....	1.95	1.75
9 to 12 in. B&B.....	3.25	3.00
12 to 15 in. B&B.....	4.50	4.25
15 to 18 in. B&B.....	6.50	

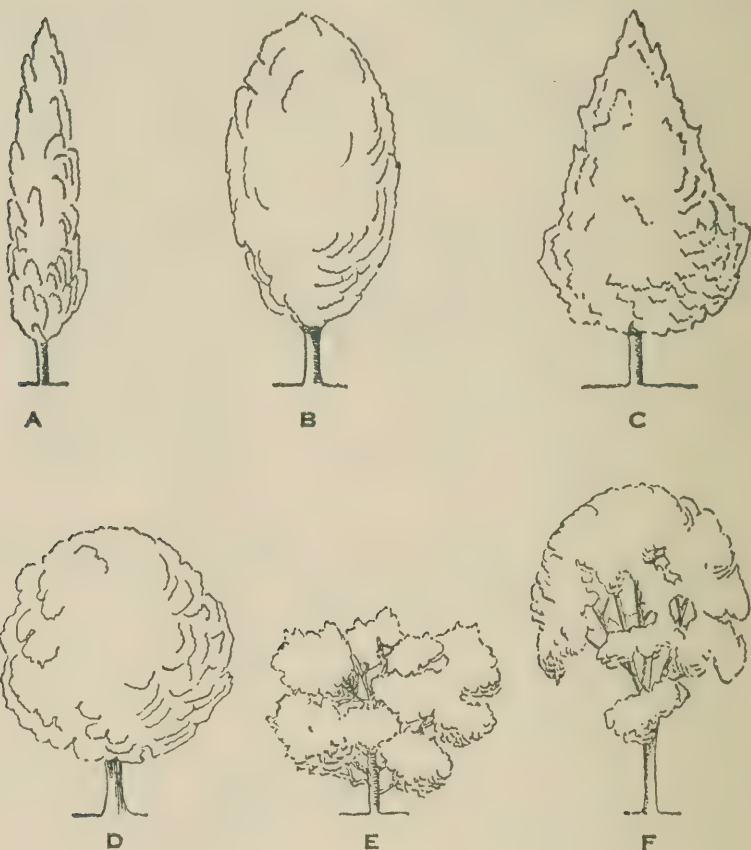
glabra *Inkberry*

B—M. Leaves 1" to 1 1/2", glossy. Glossy black berries.

15 to 18 in. B&B.....	4.00
18 to 24 in. B&B.....	5.00

ILEX—cont'd	1 to 9 Each	10 and over Each
<i>latifolia</i>	<i>Lusterleaf Holly</i>	
B—M.		
15 to 18 in. B&B.....	5.50	
18 to 24 in. B&B.....	7.50	
KALMIA latifolia	<i>Mountain Laurel</i>	
A—8'—M to R. Leaves 3"—4", dark, glossy. Large, round- ing clusters of small white and pink flowers. June. Our Kalmias are nursery grown from northern seed, and by virtue of their exceptionally heavy root systems, give far better results than collected stock.		
15 to 18 in. B&B.....	4.75	4.50
18 to 24 in. B&B.....	6.00	5.75
2 to 2½ ft. B&B.....	8.00	7.75
2½ to 3 ft. B&B.....	11.00	
3 to 4 ft. B&B.....	16.00	
LEUCOTHOE catesbaei	<i>Drooping Leucothoe</i>	
B—4'—R. Graceful, drooping branches. Leaves 3"—5", narrow, pointed, dark glossy; beautiful purple-red in win- ter. Flowers small white, bell-shaped, May.		
15 to 18 in. B&B.....	5.00	4.75
18 to 24 in. B&B.....	6.00	5.75
2 to 3 ft. B&B.....	7.50	
PACHYSANDRA terminalis	<i>Japanese Spurge</i>	
C—10"—S. Erect plant developing into a mat 8"—10" high. Small white flowers. Plant at least four for each sq. foot.		
From 3 in. pots, heavy.....	.45	.35
PIERIS floribunda	<i>Mountain Andromeda</i>	
B—3'. Low, dense, compact. Dark oval leaves, 1½". White flowers, April, like Lily of the Valley.		
12 to 15 in. spread B&B.....	4.50	
15 to 18 in. spread B&B.....	5.50	
18 to 24 in. spread B&B.....	6.75	
<i>japonica</i>	<i>Japanese Andromeda</i>	
B—8'—S. Medium green. Glossy foliage, white bell flowers.		
15 to 18 in. spread B&B.....	4.95	4.75
18 to 24 in. spread B&B.....	6.95	6.50
2 to 2½ ft. spread B&B.....	9.00	
2½ to 3 ft. spread B&B.....	12.00	
RHODODENDRON carolinianum	<i>Carolina Rhododendron</i>	
A—6'—M to R. Leaves 2"—3", bronze-green. Pink flowers, profuse, late May, clusters 3"—4". Tough and rugged under almost all conditions.		
12 to 15 in. B&B.....	4.35	4.15
15 to 18 in. B&B.....	5.95	5.75
18 to 24 in. B&B.....	7.00	6.75
2 to 2½ ft. B&B.....	9.00	
car. alba	<i>White Carolina Rhododendron</i>	
A—6'—M to R. White variety of preceding.		
15 to 18 in. B&B.....	6.50	
18 to 24 in. B&B.....	8.00	

RHODODENDRON—cont'd	1 to 9 Each	10 and over Each
<i>catawbiense</i>	<i>Catawba Rhododendron</i>	
A—6'—M to R. Leaves 4"—6", revolute. flowers, clusters 5"—7", profuse, late May, June.	Lavender-pink	
15 to 18 in. B&B.....	5.50	5.25
18 to 24 in. B&B.....	6.95	6.50
2 to 2½ ft. B&B.....	8.95	
2½ to 3 ft. B&B.....	11.50	
3 to 3½ ft. B&B.....	15.00	
3½ to 4 ft. B&B.....	20.00	
<i>Seed-Grown Hybrids</i>		
A—8'—M. Mixed colors—As they run—not selected—Reds, Pinks, Orchids, Lavenders, Pale Blush Tints.		
15 to 18 in. B&B.....	5.75	5.50
18 to 24 in. B&B.....	7.50	7.25
2 to 2½ ft. B&B.....	9.50	9.00
2½ to 3 ft. B&B.....	12.50	
3 to 3½ ft. B&B.....	16.00	
3½ to 4 ft. B&B.....	22.50	
<i>maximum</i>	<i>Rosebay Rhododendron</i>	
A—10'—M to R. Flat leaves, 5"—10". pink flowers in clusters, 4", June.		
18 to 24 in. B&B.....	5.00	
2 to 2½ ft. B&B.....	6.95	
2½ to 3 ft. B&B.....	8.95	
3 to 3½ ft. B&B.....	12.00	
3½ to 4 ft. B&B.....	18.00	
4 to 5 ft. B&B.....	22.50	
<i>Smirnowi</i>	<i>Smirnaw Rhododendron</i>	
Light rose-pink flowers. Chamois-colored felt on stems and underside of leaves.		
12 to 15 in. B&B.....	5.00	
15 to 18 in. B&B.....	6.50	
18 to 24 in. B&B.....	8.00	
<i>wilsoni</i>	<i>Wilson Rhododendron</i>	
B—3'—S. Low dense rounding. Flowers small, deep rose, late June, early July.		
12 to 15 in. spread B&B.....	4.85	
15 to 18 in. spread B&B.....	6.50	
18 to 24 in. spread B&B.....	8.00	
2 to 2½ ft. spread B&B.....	10.50	
<i>Hybrid Rhododendrons</i>		
A—8' to 10'—M to R.		
15 to 18 in. B&B.....	8.95	
18 to 24 in. B&B.....	11.00	
2 to 2½ ft. B&B.....	14.00	
2½ to 3 ft. B&B.....	20.00	
Caractacus—dark crimson red.		
Catawbiense grandiflorum—beautiful light purple.		
Everestianum—lilac rose, frilled edge.		
Gomer Waterer—large white.		
Lord Robert—deep crimson red.		
Mme. Masson—white.		
<i>VINCA minor</i>	<i>Common Periwinkle</i>	
D—VR. Glossy dark leaves. Blue flowers. Plant one every square foot. Grows into a solid mat.		
2 yrs., pot grown and field grown.....	.35	.30
<i>Bowles variety</i>		
2 yr. pot grown.....	.45	.40



TYPES OF DECIDUOUS TREES

- A. Narrow columnar habit, branches erect.
- B. Oval or elliptic head, branches ascending.
- C. Conical head, branches ascending.
- D. Broad rounding head, branches spreading.
- E. Irregular habit, branches irregularly ascending or spreading.
- F. Branches ascending, arching, even drooping near ends.

Certain types such as B, C and D do not always show the characteristics depicted when young, but do so as they mature.

RATES OF GROWTH

VR—very rapid—over 4 feet.

R—rapid—3 to 4 feet.

M—medium—2 to 3 feet.

S—slow—1 to 2 feet.

VS—very slow—under 1 foot.

1 to 9 10 and over
Each Each

**DECIDUOUS SHADE
AND ORNAMENTAL TREES**

Caliper measurements are taken 12 inches above ground. Varieties marked "B&B" are always dug with Ball and Burlapped at No Additional Cost. For balling and burlapping charge on items not marked "B&B", see page 25 for B&B charge chart.

ACER palmatum atropurpureum *Japanese Red Maple*

E—18'—S.

15 to 18 in. B&B.....	5.50
18 to 24 in. B&B.....	7.50
2 to 3 ft. B&B.....	12.00
3 to 4 ft. B&B.....	16.00
4 to 5 ft. B&B.....	25.00

platanoides *Norway Maple*

D—50'—R. The best of all shade trees for both lawn and street use. Broad, dense head, covered with large, heavy, dark rich green leaves, 5" to 7", 5-lobed.

6 to 8 ft.....	6.95
8 to 10 ft.....	8.95
10 to 12 ft.....	12.50
12 to 14 ft.....	18.00
14 to 16 ft.....	30.00

plat. schwedleri *Schwedler Maple*

D—50'—R. Lvs. bright red, spring; purple green, summer.

6 to 8 ft.....	9.00
8 to 10 ft.....	12.00

rubrum *Red Maple*

B to F—80'—R. Leaves 3", 3—5 lobed, rich green; pale green under; orange, scarlet, fall. Red flowers, April.

6 to 8 ft.....	6.95	6.50
8 to 10 ft.....	8.95	8.50
10 to 12 ft.....	12.50	
12 to 14 ft.....	18.00	
14 to 16 ft.....	28.00	

saccharum *Sugar Maple*

B—80'—R. Lvs. 3—5-lobed, 3"—5", medium green.

6 to 8 ft.....	6.85
8 to 10 ft.....	9.00
10 to 12 ft.....	12.50
12 to 14 ft.....	18.00
14 to 16 ft.....	30.00

BETULA alba fastigiata *Columnar White Birch*

A—40'—M. Old bark white. Lvs. triangle 2½"; yellow, fall.

14 ft. B&B.....	40.00
16 ft. B&B.....	60.00

papyrifera *Paper or Cone Birch*

C—70'—M. Young bark brown; older, white. Lvs. oval, 3".

5 to 6 ft. B&B.....	5.85	5.50
6 to 8 ft. B&B.....	8.95	8.50
8 to 10 ft. B&B.....	12.00	
10 to 12 ft. B&B.....	18.00	

	1 to 9	10 and over
BETULA—cont'd	Each	Each
<i>pendula gracilis</i>	<i>Cutleaf Weeping Birch</i>	
C—50'—M. Bark white. Branchlets droop. Leaves deeply cut.		
5 to 6 ft.....	6.00	
6 to 8 ft.....	9.00	
<i>populifolia</i>	<i>Gray Birch</i>	
A to C—40'—M. Bark white, flecked gray. Lvs. triangle, 2½".		
Clumps 6 to 8 ft. B&B.....	13.50	
Clumps 8 to 10 ft. B&B.....	20.00	
Clumps 10 to 12 ft. B&B.....	30.00	
CERCIDIPHYLLUM japonicum	<i>Katsura Tree</i>	
A to C—40'—S. Leaves 2½", heart shape, opening pink to purple; maturing bright green; bright yellow in fall.		
4 to 5 ft. B&B.....	4.50	4.00
5 to 6 ft. B&B.....	6.50	6.00
6 to 8 ft. B&B.....	9.00	8.00
8 to 10 ft. B&B.....	15.00	
CERCIS canadensis	<i>American Red Bud</i>	
E—25'—S. Lvs. 4", heart-shaped. Fls. ½", rosy pink, May.		
4 to 5 ft. B&B.....	3.95	
5 to 6 ft. B&B.....	6.50	
6 to 8 ft. B&B.....	8.95	
8 to 10 ft. B&B.....	15.00	
CHIONANTHUS virginica	<i>White Fringe</i>	
16'—VS. Shrubby. Large lacy white panicles, May, June.		
18 to 24 in.....	1.50	
CLADRASTIS lutea	<i>Yellow-Wood</i>	
E—30'—S. Leaves 3", glossy, dark. Fragrant white panicles, June.		
8 to 10 ft.....	15.00	
10 to 12 ft.....	25.00	
CORNUS florida	<i>Flowering Dogwood</i>	
E—15'—VS. Leaves dark red in fall. Flowers white, 3"—4", May. Red fruit ½".		
3 to 4 ft. B&B.....	4.50	4.25
4 to 5 ft. B&B.....	5.95	5.50
5 to 6 ft. B&B.....	7.95	7.50
6 to 7 ft. B&B.....	11.00	
7 to 8 ft. B&B.....	14.00	
8 to 10 ft. B&B.....	20.00	
10 to 12 ft. B&B.....	30.00	
flor. rubra	<i>Red Flowering Dogwood</i>	
E—15'—VS. Deep rose-colored flowers.		
2 to 3 ft. B&B.....	5.95	
3 to 4 ft. B&B.....	8.95	
4 to 5 ft. B&B.....	12.95	
5 to 6 ft. B&B.....	17.50	
6 to 7 ft. B&B.....	27.00	

	1 to 9	10 and over
	Each	Each
CORNUS—cont'd		
kousa	<i>Oriental Flowering Dogwood</i>	
B—20'—M. Flowers cream white, large broad petals, June. Red fruit, August.		
3 to 4 ft. B&B.....	5.00	
4 to 5 ft. B&B.....	7.50	
CRATAEGUS cordata	<i>Washington Hawthorn</i>	
E to D—25'—S. Thorny. Lvs. small 3—5-lobed. Fls. white, May, June. Abundant crimson fruits 1/3", remain late.		
2 to 3 ft. B&B.....	3.50	
oxycantha	<i>English Hawthorn</i>	
E—15'—S. Leaves small. Fls. large, white, May.		
3 to 4 ft. B&B.....	3.50	
4 to 5 ft. B&B.....	5.00	
5 to 6 ft. B&B.....	6.75	
6 to 7 ft. B&B.....	9.00	
oxy. alba plena	<i>Double White Hawthorn</i>	
E—18'—S. Tree. Double white flowers, late May, early June		
4 to 5 ft. B&B.....	5.00	
5 to 6 ft. B&B.....	7.00	
6 to 7 ft. B&B.....	9.00	
oxy. rosea plena	<i>Double Pink Hawthorn</i>	
E—18'—S. Tree. Double pink flowers, late May, early June.		
4 to 5 ft. B&B.....	5.00	
5 to 6 ft. B&B.....	7.00	
6 to 7 ft. B&B.....	9.00	
oxy. splendens	<i>Paul's Double Scarlet Hawthorn</i>	
E—15'—S. Double scarlet form of preceding.		
4 to 5 ft. B&B.....	5.00	
5 to 6 ft. B&B.....	7.00	
6 to 7 ft. B&B.....	9.00	
FAGUS sylvatica	<i>European Beech</i>	
C to B—50'—S. Leaves very dark green.		
3 to 4 ft. B&B.....	7.50	
4 to 5 ft. B&B.....	10.00	
5 to 6 ft. B&B.....	15.00	
syl. heterophylla (asplenifolia)	<i>Fernleaf Beech</i>	
Rare tree with delicate fern-like leaves.		
8 to 10 ft. B&B.....	35.00	
10 to 12 ft. B&B.....	45.00	
FRAXINUS americana	<i>White Ash</i>	
C to D—80'—M. Leaves compound, leaflet 3" to 5", yellow and purple in autumn.		
10 to 12 ft.....	8.00	
12 to 14 ft.....	10.00	
14 to 16 ft.....	18.00	

	1 to 9 Each	10 and over Each
GLEDITSIA moraine —New		<i>Moraine Locust</i>
Plant Patent No. 836		
This new Locust is destined to replace the American Elm, is similar in its habit of growth. Thornless, thrives in city conditions, and has all the qualities to make this new plant outstanding.		
5 to 6 ft.....	6.00	5.75
6 to 8 ft.....	9.95	

HALESIA tetraptera		<i>Silver Bell</i>
E—50'—M. Beautiful bell-shaped white flowers in May.		
4 to 5 ft.....	5.00	
5 to 6 ft.....	7.50	
6 to 8 ft.....	10.00	

LABURNUM vossi		<i>Goldenchain</i>
E—15'—M. Small tree or narrow shrub. Large hanging clusters bright yellow pea-flowers, May, June. Tender. Needs lime.		
4 to 5 ft. B&B.....	6.00	
5 to 6 ft. B&B.....	9.00	
6 to 7 ft. B&B.....	12.00	

MAGNOLIA soulangeana		<i>Saucer Magnolia</i>
E—20'—M. Leaves 6". Flowers 5", white inside, rosy purple outside. May.		
2 to 3 ft. B&B.....	6.00	
3 to 4 ft. B&B.....	9.95	
4 to 5 ft. B&B.....	14.00	
5 to 6 ft. B&B.....	20.00	
8 to 10 ft. B&B.....	35.00	
10 to 12 ft. B&B.....	45.00	

stellata		<i>Star Magnolia</i>
E—10'—S at 5". Leaves 4", flowers 3", white, early May.		
18 to 24 in. B&B.....	5.00	
2 to 3 ft. B&B.....	8.00	
3 to 4 ft. B&B.....	12.00	
4 to 5 ft. B&B.....	16.00	
5 to 6 ft. B&B Specimen.....	25.00	

MALUS

(The Flowering Crabs)

GROUP I

MALUS arnoldiana		<i>Arnold Crab</i>
E—15'—S. Flowers single, white with pink. Fruits yellow.		
flor. atrosanguinea		<i>Carmine Crab</i>
E—14'—S. Graceful arching branches, flowers carmine.		
ioensis plena		<i>Bechtel's Crab</i>
E—20'—S. Double pink flowers, like small clustered roses.		
micromalus superbus		<i>Pink Cascade Crab</i>
E—15'—M. Graceful branches covered with pink profusion.		
scheideckeri		<i>Scheidecker Crab</i>
E—15'—S. Double rose-pink inside, deep pink outside; free blooming. Early.		

MALUS—cont'd	1 to 9 Each	10 and over Each
<i>spectabilis rosea plena</i> <i>Double Pink Chinese Crab</i>		
B—15'—S. 18'. Resembles Double Pink Japanese Cherries. Very fine.		

PRICES OF THE ABOVE LISTED MALUS

3 to 4 ft. B&B.....	3.75	3.50
4 to 5 ft. B&B.....	4.50	4.25
5 to 6 ft. B&B.....	6.00	5.50
6 to 8 ft. B&B.....	10.00	9.50
8 to 10 ft. B&B.....	15.00	14.00
6 to 8 ft. B&B.....	<i>EXTRA HEAVY</i>	16.00
8 to 10 ft. B&B.....	<i>EXTRA HEAVY</i>	25.00

GROUP II

baccata *Siberian Crab*
B to D—35'—S. Flowers pink in bud, opening single white,
fragrant. Fruit red, yellow.

eleyi *Ely Crab*
E—18'—M. Leaves strong purple. Flowers single rosy
carmine, large, broad petals.

floribunda *Japanese Flowering Crab*
E—20'—S. 14'. Graceful arching, spreading. Flowers sin-
gle; narrow petals, pink; profuse. The oldest known and
still one of the finest.

hopa *Hopa Crab*
A to B—30'—S. Leaves purplish. Flowers single, large,
broad petals, deep pink.

purpurea *Purpleleaf Crab*
E—16'—S. Leaves rich reddish purple. Flowers single,
broad petals, brilliant deep pink as leaves unfold. Fruit
deep red, 3/4".

theifera *Tea Crab*
E—20'. Spreading head. Often completely hidden with pink
flowers which later turn paper white.

PRICES OF THE ABOVE LISTED MALUS

4 to 5 ft. B&B.....	4.00	3.75
5 to 6 ft. B&B.....	5.50	5.25
6 to 8 ft. B&B.....	8.00	7.50
8 to 10 ft. B&B.....	12.00	11.50
8 to 10 ft. B&B.....	<i>EXTRA HEAVY</i>	20.00
10 to 12 ft. B&B.....	<i>EXTRA HEAVY</i>	30.00

MORUS alba tatarica *Russian Mulberry*
D—35'-40'—M. Fine for back yard planting; bears edible
purple fruits. Hardy.

5 to 6 ft. B&B.....	4.00	
6 to 8 ft. B&B.....	7.50	7.00
8 to 10 ft. B&B.....	12.00	11.50
10 to 12 ft. B&B.....	20.00	

PLATANUS occidentalis *American Sycamore or Buttonwood*
D—80'—R. Very rapid growing. Leaves 8", maple-shaped.
An excellent city tree.

6 to 8 ft.....	5.95	
8 to 10 ft.....	7.95	7.50

PRUNUS cerasifera pissardi *Purpleleaf Plum*
15'—S. Shrubby habit. Leaves dark purple. Flowers small,
blush-white, May. Dark, wine-red fruit.

3 to 4 ft. B&B.....	3.25	
4 to 5 ft. B&B.....	4.50	
5 to 6 ft. B&B.....	6.00	

1 to 9 10 and over
Each Each

JAPANESE FLOWERING CHERRIES

Kwansan

B—20'—VS. Flowers old rose, double, full.

Yoshino—Single white.

B—20' VS.

PRICES OF THE ABOVE LISTED CHERRIES

5 to 6 ft. B&B.....	7.50
6 to 7 ft. B&B.....	10.00
7 to 8 ft. B&B.....	15.00
8 to 10 ft. B&B.....	25.00

Double Pink Weeping Cherry

F—8'—S. Weeping heads grafted on straight trunks about 6' tall. Flowers large, double, strong pink.

2 yr. heads B&B.....	8.50
3 yr. heads B&B.....	10.00

QUERCUS coccinea

Scarlet Oak

C to B—80'—M to R. Shining green foliage, 6"—8" long, deeply, sharply 7—9-lobed; scarlet in autumn.

palustris

Pin Oak

C—80'M. Leaves red in autumn.

rubra

Red Oak

C to D—80'—M. Leaves rich dark red in fall.

PRICES OF THE ABOVE LISTED OAKS

6 to 8 ft.....	7.50
8 to 10 ft.....	10.00
10 to 12 ft.....	15.00
12 to 14 ft.....	22.00
14 to 16 ft.....	30.00
16 to 18 ft.....	40.00

robur fastigiata

Columnar English Oak

A—60'—M. Tall narrow habit like Lombardy Poplar.

6 to 8 ft. B&B.....	9.00
8 to 10 ft. B&B.....	12.00
10 to 12 ft. B&B.....	25.00
12 to 14 ft. B&B.....	35.00
14 to 16 ft. B&B.....	45.00
16 to 18 ft. B&B.....	60.00

SALIX babylonica

Babylon Weeping Willow

F—40'—R to M. Branchlets very drooping. Leaves lance shaped, light green, 2"—6".

niobe

Golden Weeping Willow

F—40'—R. Very weeping. Younger branchlets bright yellow.

PRICES OF THE ABOVE LISTED WILLOWS

5 to 6 ft. B&B.....	3.95	3.75
6 to 8 ft. B&B.....	5.95	5.50
8 to 10 ft. B&B.....	7.95	
10 to 12 ft. B&B.....	12.00	
12 to 14 ft. B&B.....	20.00	
14 to 16 ft. B&B.....	35.00	
16 to 18 ft. B&B.....	50.00	

SALIX—cont'd	1 to 9 Each	10 and over Each
matsudana tortuosa	<i>Corkscrew Willow</i>	
Interesting trees with twisting stems.		
4 to 5 ft. B&B.....	4.95	4.75

SORBUS aucuparia	<i>European Mountain Ash</i>	
C—30'—S to M. Large corymbs, white flowers, May, June. Large clusters of scarlet berries borne in abundance from July to winter.		
6 to 8 ft. B&B.....	6.95	
8 to 10 ft. B&B.....	9.50	

SYRINGA japonica	<i>Japanese Tree Lilac</i>	
C to A—25'—S. Flowers yellow-white panicles, June, July.		
8 to 10 ft. B&B.....	12.00	
10 to 12 ft. B&B.....	18.00	
12 to 14 ft. B&B.....	25.00	

TILIA americana	<i>American Linden</i>	
B to C—80'. Broad, heart-shaped leaves. Good street tree.		
cordata	<i>Littleleaf Linden</i>	
C to B—80'—S. Leaves 2" to 3", somewhat glossy. Small flowers sweet scented.		
vulgaris	<i>European Linden</i>	
C to B—100'—M. Leaves 3" to 4". Symmetrical growing and rapid; quickly grows into shade giving proportions. The best species.		

PRICES OF THE ABOVE LISTED LINDENS

6 to 8 ft.....	6.95
8 to 10 ft.....	8.95
10 to 12 ft.....	12.50


ULMUS americana	<i>American Elm</i>	
F—120'—R. Fine street tree for wide streets. Arching branches. Leaves pointed elliptic.		
pumila	<i>Siberian Elm</i>	
F—60'—VR. Fine branches. Leaves 1"—2". Graceful. Very popular.		

PRICES OF THE ABOVE LISTED ELMS

6 to 8 ft.....	4.85
8 to 10 ft.....	7.50
10 to 12 ft.....	11.50
12 to 14 ft.....	15.00
14 to 16 ft.....	25.00
16 to 18 ft.....	35.00

Larger sizes priced on request.

DECIDUOUS FLOWERING AND ORNAMENTAL SHRUBS



TYPES OF DECIDUOUS SHRUBS

- A. Stems erect, moderately branched, usually narrow.
- B. Stems spreading, then ascending or erect, moderately branched.
- C. Few stems, many branches.
- D. Many stems, few or no branches.
- E. Stems ascending or erect, arching, finally drooping.
- F. Low, spreading, sprawling.

Since few Deciduous Shrubs have a definite rate of growth, or constant ratios of height to breadth, we omit those items, but indicate the types and usual maximum heights.

AZALEA	1 to 9	10 and over
	Each	Each

Admittedly the finest of the flowering shrubs, Azaleas give some of our most delicate flower colors, as well as a flowering range from early April to early July.

AZALEA arborescens

Sweet Azalea

D—6' to 8'—S. Broad round habit. Flowers white inside, rich pink outside, red stamens, fragrant, late June.

18 to 24 in. B&B.....	4.95
2 to 2½ ft. B&B.....	6.50
4 to 5 ft. spread B&B.....	22.00

AZALEA—cont'd	1 to 9 Each	10 and over Each
<i>calendulacea</i>		<i>Flame Azalea</i>
A—8'. Varying hues of red, orange, yellow; early June.		
18 to 24 in. B&B.....	5.50	5.25
2 to 2½ ft. B&B.....	6.50	6.25
2½ to 3 ft. B&B.....	7.50	7.00
3 to 4 ft. B&B.....	10.00	
<i>gandavensis</i>		<i>Ghent Azalea</i>
A—10'. Flowers early June, attractive mixed colors, light to golden yellow, light pink, cream and orange.		
15 to 18 in. B&B.....	4.95	4.75
18 to 24 in. B&B.....	5.95	5.75
2 to 2½ ft. B&B.....	6.95	6.50
2½ to 3 ft. B&B.....	8.50	
3 to 4 ft. B&B.....	12.00	
Ghent Azalea Hybrids		
A—6'.		
Coccinea speciosa—Brilliant orange-red.		
Gloria Mundi—Brilliant deep orange.		
Nancy Waterer—Golden yellow.		
Narcissiflora—Double, sulphur yellow.		
PRICES FOR ABOVE GHENT HYBRIDS		
15 to 18 in.....	5.50	5.25
18 to 24 in.....	6.75	6.50
2 to 2½ ft.....	8.50	
<i>kaempferi</i>		<i>Torch Azalea</i>
A—8'. Foliage small, scarlet to crimson in fall. Flowers combination of red, pink, salmon, blend into a wonderful indescribable flame color; late May.		
15 to 18 in. B&B.....	4.95	4.75
18 to 24 in. B&B.....	6.50	6.25
2 to 2½ ft. B&B.....	7.95	
kaempferi hybrids—Numbered varieties		
A—6' to 8'. Dwarf semi-evergreen plants having beautiful range of colors.		
Number 2—Peach or apricot color.		
Number 4—Flowers cerise-red like Hinodegiri but nearly double the size, semi-evergreen.		
12 to 15 in. B&B.....	4.95	
15 to 18 in. B&B.....	5.95	
18 to 24 in. B&B.....	7.50	
<i>mollis</i>		<i>Chinese Azalea</i>
A—6'. The showiest of all Azaleas. Large clusters of bright orange flowers, occasionally red or yellow; late May.		
15 to 18 in. B&B.....	4.95	4.75
18 to 24 in. B&B.....	5.95	5.50
2 to 2½ ft. B&B.....	7.50	7.00
2½ to 3 ft. B&B.....	10.00	

AZALEA—cont'd	1 to 9 Each	10 and over Each
---------------	----------------	---------------------

mollis hybrids

A—6'.

Consul Ceresole—Deep pink.

Dr. Reichenback—Salmon.

Koster's Brilliant—Orange red.

Ambroise Versherfelt—Salmon.

Comte de Gomer—Bright pink.

PRICES OF THE ABOVE MOLLIS HYBRIDS

15 to 18 in. B&B.....	5.25
18 to 24 in. B&B.....	6.50
2 to 2½ ft. B&B.....	7.95

mucronulata

Manchurian Azalea

A—6'. Rosy purplish pink, about mid April. Leaves bright yellow in autumn.

15 to 18 in. B&B.....	4.50	4.25
18 to 24 in. B&B.....	5.50	5.00
2 to 2½ ft. B&B.....	6.95	6.50
2½ to 3 ft. B&B.....	8.50	8.00
3 to 3½ ft. B&B.....	10.50	

poukhanense

Korean Azalea

D—3'. Low, broad, dense, rounding, with the lower branches resting on the ground. Leaves 2" long, ½" wide; in summer resemble those of the evergreen Alpine Rhododendrons, in fall a pleasing assortment of red shades. Blooms single, 1½"—2", fragrant, pure medium orchid-pink, profuse, mid-May to early June. We consider it one of the very best new plants which we have grown, and the late Prof. C. S. Sargent said, "It deserves a place in all New England collections."

12 to 15 in. spread B&B.....	4.25	4.00
15 to 18 in. spread B&B.....	5.50	5.00
18 to 24 in. spread B&B.....	6.75	6.25
2 to 2½ ft. spread B&B.....	8.50	

vaseyi

Shellpink Azalea

A—6'. Delicate shell pink, early May. An American plant of exotic aspect, not striking but intriguing and beautiful. Not fussy as to soils and exposures.

15 to 18 in. B&B.....	4.50	4.25
18 to 24 in. B&B.....	5.75	5.50
2 to 2½ ft. B&B.....	6.95	
2½ to 3 ft. B&B.....	9.00	

viscosa

Honeysuckle Azalea

A—8'. Latest to bloom, early July. Small white fragrant flowers *THAT PERFUME THE GARDEN.*

18 to 24 in. B&B.....	4.95
-----------------------	------

AZALEA—cont'd

vuykiana hybrids—large flowered varieties

- Beethoven—Lilac, ruffled.
- Gerardina Vuyk—Deep pink, red center.
- Helena Vuyk—Deep pink, large.
- Joseph Haydn—Soft lilac.
- Mozart—Rosy pink.
- Sibelius—Orange red.
- Wilhelmina Vuyk—White.

PRICES OF ABOVE AZALEAS

12 to 15 in.....	4.50
15 to 18 in.....	6.00
18 to 24 in.....	7.50

DECIDUOUS SHRUBS

Unless otherwise indicated, shrubs and shade trees are regularly dug bare-rooted at the prices listed. The practice of handling plants with a ball of earth (B&B) is becoming more prevalent every year. For your convenience we are listing below ball and burlap (B&B) charges.

15 to 18 in.....	\$.30 each	6 to 8 ft.....	\$2.25 each
18 to 24 in.....	.40 each	8 to 10 ft.....	3.50 each
2 to 3 ft.....	.50 each	10 to 12 ft.....	5.50 each
3 to 4 ft.....	.60 each	12 to 14 ft.....	10.00 each
4 to 5 ft.....	1.00 each	14 to 16 ft.....	15.00 each
5 to 6 ft.....	1.25 each		

1 to 9 10 and over
Each Each

ACANTHOPANAX pentaphyllum (Aralia) *Fiveleaf Aralia*

A—8'. Slightly thorny. Leaves compound, fine leaflets, dark glossy.

18 to 24 in.....	1.25	1.00
2 to 3 ft.....	1.50	1.25
3 to 4 ft.....	2.00	

AMELANCHIER canadensis (botryapium) *Shadblow*

A—10'. White flowers, May. Maroon fruit, June, July.

2 to 3 ft.....	2.00
3 to 4 ft.....	2.50
4 to 5 ft.....	3.75

AZALEAS—See separate section—pages 22 to 25.

BERBERIS thunbergi *Japanese Barberry*

E to D—5'. The best known hardy shrub. Leaves $\frac{3}{8}$ ", brilliant red in fall. Scarlet fruit remains all winter.

12 to 15 in.....	.35	.30
15 to 18 in.....	.50	.45
18 to 24 in.....	.75	.65
2 to 2½ ft.....	.90	.80

	1 to 9	10 and over
	Each	Each
BERBERIS —cont'd		
<i>atropurpurea</i>	<i>Redleaf Japanese Barberry</i>	
E to D—5'. Same as preceding, except leaves strong red when grown in full sun.		
15 to 18 in.....	1.10	1.00
18 to 24 in.....	1.35	1.15
2 to 2½ ft.....	1.75	1.50
BUDDLEIA alternifolia	<i>Chinese Butterflybush</i>	
E—8'. Narrow spikes, lilac-purple, July. The hardiest.		
2 yr. in pots.....	1.95	
<i>charming</i>		
E—4' to 6'. Long panicles of pink flowers.		
2 yr. in pots.....	1.95	
<i>Ile de France</i>		
6'. Fragrant, brilliant rosy purple flowers, August, September. Tenderish.		
2 yr. in pots.....	1.95	
CALYCANTHUS floridus	<i>Common Sweetshrub</i>	
D—6' Flowers 1½", brown, spicy, June to Aug.		
2 to 3 ft.....	2.00	
3 to 4 ft.....	2.50	
CARAGANA arborescens	<i>Siberian Pea</i>	
A to E—10'. Leaves compound. Yellow flowers, June.		
2 to 3 ft.....	1.50	
3 to 4 ft.....	1.95	
4 to 5 ft.....	2.75	
5 to 6 ft.....	3.50	
CHAENOMELES lagenaria (Cydonia)	<i>Flowering Quince</i>	
B—6'. Spiny. Orange-scarlet flowers, April, May. Showy and beautiful.		
15 to 18 in.....	1.25	1.10
18 to 24 in.....	1.50	
2 to 3 ft.....	2.00	
3 to 4 ft.....	2.50	
<i>cardinalis</i>	<i>Cardinal Red Flowering Quince</i>	
B—6 to 8'.		
18 to 24 in.....	1.75	
2 to 3 ft.....	2.35	
3 to 4 ft.....	3.00	
CLETHRA alnifolia	<i>Summersweet</i>	
A—6'. Spikes white, fragrant flowers, July-Sept.		
15 to 18 in.....	1.35	1.15
2 to 3 ft.....	2.00	1.35
3 to 4 ft.....	2.75	1.75

1 to 9 10 and over
Each Each

CORNUS mas *Cornelian Cherry*

A—15'. Yellow flowers in early April. Scarlet fruit.

18 to 24 in.....	2.00	
2 to 3 ft.....	2.50	

sanguinea *Bloodtwig Dogwood*

C—12'. Dark red branches. Flowers white, May, June.
Fruit black.

2 to 3 ft.....	1.35	
3 to 4 ft.....	1.75	

stolonifera flaviramea *Goldentwig Dogwood*

B—8'. Strong, broad leaf. Bark bright yellow in winter.
Small white flowers, May, June.

2 to 3 ft.....	1.35	1.15
3 to 4 ft.....	1.75	1.50
4 to 5 ft.....	2.75	

COTONEASTER apiculata praecox

F—3' to 4'. Low growing. Pink flowers, scarlet fruit.

9 to 12 in. B&B.....	2.00	
12 to 15 in. B&B.....	2.50	
15 to 18 in. B&B.....	3.00	

divaricata *Spreading Cotoneaster*

E to F—6'. Obliquely ascending, slender branches, spreading and recurving. Leaves oval, ½". Flowers pink, profuse, June. Fruit red, ⅓".

18 to 24 in. B&B.....	2.50	2.25
2 to 3 ft. B&B.....	3.50	

horizontalis *Rock Cotoneaster*

Low spreading, irregular. Oval, semi-evergreen, dark glossy green leaves, ⅜" to ½". Pink flowers, June, followed by abundance of red fruit, ¼".

15 to 18 in. B&B.....	2.95	
-----------------------	------	--

DEUTZIA gracilis *Slender Deutzia*

D—3'. White flowers, May, June.

15 to 18 in.....	1.50	
18 to 24 in.....	1.85	

lemoinei *Lemoine Deutzia*

D—4'. Flowers, white, profuse, late May, June.

18 to 24 in.....	1.85	
2 to 3 ft.....	2.25	

Pride of Rochester *Pride of Rochester*

A—8'. Double flowers white, pink outside, white inside, June.

2 to 3 ft.....	1.25	1.00
----------------	------	------

ELEAGNUS longipes *Cherry Eleagnus*

C—6'. Bushy habit. Fragrant yellow-white flowers. Scarlet fruit in July.

2 to 3 ft.....	1.50	
3 to 4 ft.....	2.00	

	1 to 9 Each	10 and over Each
EUONYMUS alatus	<i>Winged Euonymus</i>	
A to E—10'. Branches have corky wings. Leaves turn flame color in autumn. Scattered long red fruits.		
18 to 24 in.....	2.00	
2 to 3 ft.....	2.95	
3 to 4 ft.....	4.00	
alatus compacta	<i>Dwarf Winged Euonymus</i>	
D—6'. Compact, very bushy. Flourishes in sun, also deep shade. In full sun fall foliage striking brilliant pink-red.		
12 to 15 in.....	1.65	1.45
15 to 18 in.....	2.25	2.00
18 to 24 in.....	2.95	2.75
2 to 2½ ft.....	3.95	3.75
europaeus	<i>European Burningbush</i>	
A—14'. Dark green foliage, 3"—4", crimson in fall. Yellowish flowers; scarlet fruit.		
3 to 4 ft.....	1.95	
4 to 5 ft.....	2.50	
FORSYTHIA intermedia primulina	<i>Primrose Forsythia</i>	
E—8'. Clear strong primrose yellow.		
2 to 3 ft.....	1.25	1.15
3 to 4 ft.....	1.75	1.50
4 to 5 ft.....	2.25	2.00
int. spectabilis	<i>Showy Border Forsythia</i>	
A to E—8'. Deep yellow flowers, profuse, April, May.		
2 to 3 ft.....	1.25	1.10
3 to 4 ft.....	1.75	1.50
4 to 5 ft.....	2.25	2.00
5 to 6 ft.....	3.00	2.75
int. Spring Glory		
E—6' to 8'. A new Forsythia, with large, pale yellow blossoms covering the branches in masses of pleasing color.		
2 to 3 ft.....	2.00	1.50
int. Lynwood Gold—New—1952		
Flowers larger, blooms more abundantly, the finest Forsythia we have ever seen.		
18 to 24 in.....	2.50	
HAMAMELIS virginiana	<i>Common Witch Hazel</i>	
A—10'. Loose open habit. Strong broad foliage. Small bright yellow flowers, Nov. One of best of native shrubs.		
3 to 4 ft.....	2.50	2.25
4 to 5 ft.....	3.50	
HIBISCUS syriacus	<i>Rose of Sharon—Shrub-althea</i>	
A—12'. Tall narrow shrub or small tree. Large flowers in midsummer and August, when most shrubs are not in flower. White, pink, red, purple.		
2 to 3 ft.....	1.95	1.75
3 to 4 ft.....	2.50	2.25
4 to 5 ft.....	3.50	
5 to 6 ft.....	4.95	

	1 to 9 Each	10 and over Each
HYDRANGEA arborescens grandiflora	<i>Snowhill Hydrangea</i>	
D—5'. Foliage broad, dark, 4"—5". Flowers cream-white, in rounding cymes 5"—7", July, Aug.		
18 to 24 in.....	1.35	1.15
2 to 3 ft.....	1.65	1.50
paniculata grandiflora	<i>Hydrangea Pegee</i>	
A—12'. Huge, white panicles, turning pink, July, Aug.		
18 to 24 in.....	1.25	1.00
2 to 3 ft.....	1.75	1.50
3 to 4 ft.....	2.50	2.25
Blue Prince		
Finest blue hydrangea with giant flowers in midsummer.		
2 yr. in large pots.....	3.50	3.25
HYPERICUM aureum	<i>Golden St. Johnswort</i>	
D—5'. Flowers golden yellow, 1" to 2", July, August.		
18 to 24 in.....	1.10	1.00
2 to 3 ft.....	1.65	1.50
3 to 4 ft.....	2.25	
Hidcote—New 1952		
Large golden yellow flower on low growing bushy plant. Very fine.		
18 to 24 in.....	2.50	
ILEX verticillata	<i>Common Winterberry</i>	
A—8'. Bright scarlet berries remain until midwinter.		
15 to 18 in.....	1.00	
18 to 24 in.....	1.35	
KERRIA japonica	<i>Kerria</i>	
D—3'. Stems bright green. Yellow flowers, June-Oct.		
15 to 18 in.....	1.50	
KOLKWITZIA amabilis	<i>Beautybush</i>	
E—8'. The arching branches are covered with an abundance of magnificent blush pink flowers and fine foliage. Introduced by the late Dr. E. H. Wilson of Arnold Arboretum, who describes it as one of the most valuable shrubs received from the Orient.		
18 to 24 in.....	1.50	1.35
2 to 3 ft.....	1.95	1.75
3 to 4 ft.....	2.50	
LIGUSTRUM amurense	<i>Amur Privet</i>	
A—12'. Excellent, tall, narrow, hardy hedge plant.		
ibolium	<i>Ibodium Privet</i>	
A—8'. A cross between the California and the Ibota Privet, it combines the hardiness of Ibota with the beauty of the California. Succeeds under the heaviest shearing. The best Privet for hedges.		

LIGUSTRUM—cont'd	1 to 9 Each	10 and over Each
<i>ibota</i> <i>Ibota Privet</i>		
C—8'. Very hardy. Makes broad, dense, medium hedge.		
PRICES OF ABOVE LISTED PRIVET		
18 to 24 in.....	.40	.35
2 to 3 ft.....	.45	.40
3 to 4 ft.....	.60	.50
<i>ibota regelianum</i> —true spreading form <i>Regal Privet</i>		
F—5'. Makes fine broad, low hedge.		
2 to 2½ ft. spread.....	.90	.80
2½ to 3 ft. spread.....	1.20	1.00
<i>ovalifolium</i> <i>California Privet</i>		
A—12'. The most popular Privet. Leaves glossy and dark. Withstands heavy shearing.		
18 to 24 in.....	.35	.30
2 to 3 ft.....	.40	.35
3 to 4 ft.....	.55	.45
 <i>LONICERA morrowi</i> <i>Morrow Honeysuckle</i>		
C to F—12'. Foliage dark green, grayish under. Cream-white flowers, May, June. Bright orange fruits.		
2 to 3 ft.....	1.50	1.25
3 to 4 ft.....	1.75	
4 to 5 ft.....	2.50	
 <i>tatarica</i> <i>Tatarian Honeysuckle</i>		
C—10'. Pink flowers, June. Light red berries.		
3 to 4 ft.....	1.75	1.50
4 to 5 ft.....	2.50	1.95
5 to 6 ft.....	3.50	2.95
 <i>tat. alba</i> <i>White Tartarian Honeysuckle</i>		
C—10'. White flowers, May, June. Small red fruits.		
3 to 4 ft.....	1.75	
4 to 5 ft.....	2.50	
 <i>PHILADELPHUS coronarius</i> <i>Sweet Mockorange</i>		
A—10'. Huge, fragrant, white panicles, June.		
2 to 3 ft.....	1.10	1.00
3 to 4 ft.....	1.75	1.50
4 to 5 ft.....	2.50	2.00
5 to 6 ft.....	3.50	3.00

HYBRID MOCKORANGES

<i>Avalanche</i> <i>Avalanche Mockorange</i>		
A—6'. Showy white flowers cover almost the entire length of the slender, drooping branches.		
3 to 4 ft.....	2.00	
 <i>bouquet blanc</i>		
A—4'. Huge clusters of flowers.		
2 to 3 ft.....	1.65	

HYBRID MOCKORANGES—cont'd	1 to 9 Each	10 and over Each
Coup d'Argent		
A—6'.		
2 to 3 ft.....	1.65	
3 to 4 ft.....	2.50	
4 to 5 ft.....	3.00	
Enchantment		
A—6'.		
2 to 3 ft.....	1.65	
3 to 4 ft.....	2.00	
Lemoine	<i>Lemoine Mockorange</i>	
A—6'. Pearly white flowers, June.		
2 to 3 ft.....	1.95	1.75
3 to 4 ft.....	2.50	2.25
Virginal	<i>Virginal Mockorange</i>	
A—8'. Very large, double white flowers, June, sometimes during the summer. One of the best.		
2 to 3 ft.....	1.75	1.50
3 to 4 ft.....	2.50	2.25
PRUNUS glandulosa rosea	<i>Double Pink Flowering Almond</i>	
A—8'. Small rosettes of pink flowers scattered along the branches in early May.		
18 to 24 in.....	1.75	1.50
2 to 3 ft.....	2.25	2.00
3 to 4 ft.....	3.00	
triloba	<i>Flowering Plum</i>	
A—8'. Flowers light pink, double, profuse, May.		
3 to 4 ft.....	2.95	
4 to 5 ft.....	3.95	
RHODORA canadensis	<i>Rhodora</i>	
A—3'. A dwarf shrub resembling Azalea. Rose-purple flowers in May.		
15 to 18 in. B&B.....	2.50	
18 to 24 in. B&B.....	3.25	
RHODOTYPOS kerrioides	<i>Jetbead</i>	
C—5'. Flowers large, white, star-shaped, May, June. Foliage light green. Shining black berries.		
2 to 3 ft.....	1.75	1.50
3 to 4 ft.....	2.50	

	1 to 9 Each	10 and over Each
RHUS cotinus	<i>Common Smoketree</i>	
12'. Small, thread-like, grayish-purple flowers, June, July, give hazy, smoky appearance.		
3 to 4 ft.....	2.95	2.75
4 to 5 ft.....	4.50	
ROSA hugonis	<i>Hugonis Rose</i>	
E-6'. Arching branches. Large, single yellow flowers in June. Well fruited.		
2 to 3 ft.....	1.95	1.75
3 to 4 ft.....	2.95	2.75
rugosa	<i>Rugosa Rose</i>	
D-5'. Leaves small, dark glossy. Flowers single, pink, June to Oct. Large scarlet hips.		
15 to 18 in.....	1.50	1.25
18 to 24 in.....	1.75	1.50
SPIRAEA bumalda Anthony Waterer	<i>Anthony Waterer Spirea</i>	
D-3'. Flat bright crimson corymbs, July, Aug.		
15 to 18 in.....	1.50	1.25
18 to 24 in.....	1.95	1.75
froebelli	<i>Froebel Spirea</i>	
D-4'. Flat, bright crimson corymbs, July, Aug. Valuable for small flowering hedge.		
15 to 18 in.....	1.50	1.25
18 to 24 in.....	1.95	
2 to 3 ft.....	2.50	
prunifolia plena	<i>Bridalwreath</i>	
A-8'. Small white rosettes, mid-May.		
2 to 3 ft.....	1.95	1.75
3 to 4 ft.....	2.50	2.25
thunbergi	<i>Thunberg Spirea</i>	
D to E-5'. Feathery foliage, small white flowers, May.		
2 to 3 ft.....	1.75	
3 to 4 ft.....	2.25	
trichocarpa	<i>Korean Spirea</i>	
E-8'. White flowers, in rounding clusters, arching branches.		
3 to 4 ft.....	1.95	
vanhouttei	<i>Vanhoutte Spirea</i>	
E-8'. Leaves small, dark. Small white flowers in little umbels, May, June.		
2 to 3 ft.....	1.50	1.35
3 to 4 ft.....	1.85	1.50
4 to 5 ft.....	2.50	

1 to 9 10 and over
Each Each

SYMPHORICARPOS chenaulti *Chenault Coral Berry*

E-5'. New. Small pink flowers, July. Dense clusters, small dark red berries.

2 to 3 ft.....	1.50	1.25
3 to 4 ft.....	2.00	1.75

racemosus *Common Snowberry*

A to E-5'. Very small pink flowers, June to Sept. Fruit snow-white, waxy, 5/8" diam.

2 to 3 ft.....	1.50	1.25
----------------	------	------

vulgaris *Coralberry*

E-5'. Graceful, drooping branches. Small, dark red berries. Birds like them. Valuable shrub for embankments.

2 to 3 ft.....	1.50	1.25
----------------	------	------

SYRINGA chinensis (rothomagensis) *Chinese Lilac*

A to B-12'. Small leaves. Large, broad panicles of reddish-violet flowers in June.

2 to 3 ft.....	1.75	1.50
3 to 4 ft.....	2.25	2.00
4 to 5 ft.....	3.25	

henryi lutece *Beauty of Paris Lilac*

C-8' to 10'. New, very fine.

2 to 3 ft.....	2.00	
3 to 4 ft.....	2.75	

persica *Persian Lilac*

A to B-8'. Pale purple panicles, fragrant, June.

2 to 3 ft.....	1.75	
3 to 4 ft.....	2.25	

vulgaris *Common Lilac*

A to C-12'. The well-known purple form that blooms in May and June.

18 to 24 in.....	1.50	1.25
2 to 3 ft.....	1.95	1.75
3 to 4 ft.....	2.75	2.25
4 to 5 ft.....	3.95	

vulgaris alba *White Common Lilac*

A-12'. White flowers in May and June.

2 to 3 ft.....	2.25	
3 to 4 ft.....	3.25	

1 to 9 10 and over
Each Each

HYBRID LILACS

- Belle de Nancy—Purple to pink—Double.
- Charles Joly—Carmine to purple—Double.
- Charles X—Lilac red—Single.
- Congo—Rich wine red—Single.
- General Sheridan—White—Semi-double.
- Ludwig Spaeth—Deep reddish purple—Single.
- Mme. Florent Stepman—Large white—Single.
- Mrs. Ellen Willmott—Buds sea-foam green, flowers white—Double.
- President Lincoln—Deep Wedgewood blue—Single.

18 to 24 in. B&B.....	2.25	2.00
2 to 3 ft. B&B.....	3.50	3.25
3 to 4 ft. B&B.....	4.50	
4 to 5 ft. B&B.....	6.50	

✓ **VACCINIUM corymbosum** *High Bush Blueberry*

A to B—8'. Flowers small, white, June. Dark blue-black edible berries of excellent flavor, July, August.

2 to 3 ft. B&B.....	2.75	2.50
3 to 4 ft. B&B.....	4.00	3.75
4 to 5 ft. B&B.....	6.00	
5 to 6 ft. B&B.....	9.00	

✓ **VIBURNUM americanum** *American Cranberrybush*

C—12'. Leaves large, maple-like. White flowers, May, June. Scarlet fruits, July.

2 to 3 ft.....	1.65	
3 to 4 ft.....	1.95	

carlesi *Fragrant Viburnum*

Deliciously fragrant pink flowers, turning white, May.

18 to 24 in. B&B.....	4.50	
2 to 2½ ft. B&B.....	5.95	
2½ to 3 ft. B&B.....	7.50	

dentatum *Arrow-wood*

A to B—12'. White flowers in cymes, June. Bluish-black fruit. Excellent.

2 to 3 ft.....	1.65	1.50
3 to 4 ft.....	1.95	

✓ **opulus** *European Cranberrybush*

C—10'. White panicles, June. Red berries. Large foliage.

2 to 3 ft.....	1.75	1.50
3 to 4 ft.....	2.25	2.00

	1 to 9 Each	10 and over Each
VIBURNUM—cont'd		
<i>tomentosum plicatum</i>	<i>Doublefile Viburnum</i>	
B—8'. Double white flowers, June. Berries red to blue-black.		
2 to 3 ft. B&B.....	3.00	
WEIGELA—Bristol Ruby		
B—6'. Ruby red.		
2 to 3 ft.....	1.75	
3 to 4 ft.....	2.50	
Eva Rathke	<i>Eva Rathke Weigela</i>	
B—4'. Brilliant crimson, bell-shaped flowers, appearing nearly all summer.		
2 to 3 ft.....	1.75	
3 to 4 ft.....	2.50	
rosea	<i>Pink Weigela</i>	
B—6'. Pink, bell-shaped flowers in June.		
2 to 3 ft.....	1.50	
3 to 4 ft.....	2.00	
vaniceki	<i>Newport Weigela</i>	
B—6'. A much improved variety. Bright crimson flowers from early summer to frost.		
2 to 3 ft.....	1.75	1.60
3 to 4 ft.....	2.50	2.25
ZANTHORHIZA apiifolia	<i>Yellow Root</i>	
D—2'. Excellent for deep ground cover. Foliage cut.		
15 to 18 in.....	1.00	

VINES

AKEBIA quinata	<i>Fiveleaf Akebia</i>	
3 yrs.	1.75	1.50
AMPELOPSIS heterophylla	<i>Porcelain Vine</i>	
Lavender-blue flowers, white fruit.		
2 yrs.	1.25	1.10
quinquefolia	<i>Virginia Creeper</i>	
3 yrs.	1.50	1.25
quin. engelmanni	<i>Engelman Creeper</i>	
2 yrs.	1.25	1.00
tricuspidata	<i>Boston Ivy</i>	
2 yrs.	1.25	1.00
3 yrs.	1.50	1.25
ARISTOLOCHIA siphon	<i>Dutchman's Pipe</i>	
2 yrs.	2.00	

	1 to 9 Each	10 and over Each
BIGNONIA radicans	<i>Trumpet creeper</i>	
2 yrs.	1.50	
3 yrs.	2.00	
CELASTRUS orbiculatus	<i>Oriental Bittersweet</i>	
2 yrs.	1.75	1.50
4 yrs.	2.50	
CLEMATIS paniculata	<i>Sweet Autumn Clematis</i>	
2 yrs. bare root.....	1.35	1.25
2 yrs. 7-in. pot.....	1.50	
CLEMATIS—Large-flowering Hybrids		
Henryi—white.		
Jackmani—velvety purple.		
Mme. Ed. Andre—crimson.		
Ramona—light blue.		
2 yrs.	2.50	
EUONYMUS—Wintercreeper (See page 11)		
HEDERA helix baltica	<i>Hardy English Ivy</i>	
3 in. pot.....	.90	
4 in. pot.....	1.50	
HYDRANGEA petiolaris	<i>Climbing Hydrangea</i>	
White fragrant hydrangea type flowers, dark green foliage.		
2 yrs.	3.00	
LONICERA japonica halliana	<i>Hall Japanese Honeysuckle</i>	
2 yrs.70	.55
3 yrs.90	.75
WISTERIA sinensis	<i>Purple Chinese Wisteria</i>	
2 yrs.	1.65	
3 yrs.	2.50	
sin. alba	<i>White Chinese Wisteria</i>	
2 yrs.	2.00	
3 yrs.	3.00	

FRUIT TREES

APPLES

✓ Baldwin—red, late.		
✓ Delicious—red, late.		
✓ Gravenstein—red, mid-season.		
✓ Jonathan—red, good keeper.		
✓ McIntosh Red—red, mid-season.		
✓ Red Astrachan—red, early.		
✓ Red Rome Beauty—red, mid-season.		
✓ Wealthy—red, mid-season.		
2 yrs.	1.75	1.50
3 yrs.	2.50	
4 yrs.	4.00	
5 yrs.	6.00	

	1 to 9 Each	10 and over Each
DWARF APPLES		
Delicious McIntosh		
3 yrs.	3.50	

CRAB APPLES

Hyslop		
2 yrs., 5 to 7 ft.	1.95	1.50

APRICOTS

Early Golden	2.00	1.75
--------------------	------	------

PEARS

Bartlett—golden, yellow with red.		
Beurre Bosc—russet.		
Clapp's Favorite—lemon color, early.		
Seckel—yellowish brown, late.		
2 yrs.	2.50	2.25
4 yrs.	4.00	

CHERRIES

Black Tartarian—sweet, black cherry.		
Montmorency—sour, red cherry.		
Windsor—sweet, black cherry.		
2 yrs.	2.95	2.50

PEACHES

Belle of Georgia—flesh white, Sept.		
Early Crawford—freestone, yellow and red, August.		
Elberta—yellow and pink, mid-season.		
Golden Jubilee—yellow, mid-season.		
Hale Haven—yellow-fleshed, freestone.		
J. H. Hale—yellow, freestone.		
4 to 5 ft.	1.75	1.50

PLUMS

Abundance—large yellow.		
Burbank—large deep red.		
Fellenburg—large dark purple.		
Stanley—sweet blue-black prune.		
2 yrs.	2.00	1.75
4 yrs.	4.00	
5 yrs.	5.50	

QUINCES

Champion		
4 to 5 ft.	2.00	1.75

	SMALL FRUIT	1 to 9 Each	10 and over Each
BLACKBERRIES			
✓ Eldorado			
1 yr.		10 for \$3.00,	100 for \$22.50

BLUEBERRIES—cultivated hybrids

✓ Cabot—early, very sweet.			
✓ Concord—mid-season, large berries.			
✓ Jersey—late, large berries.			
✓ Pioneer—mid-season, good producer.			
✓ Rancocus—mid-season, large bush.			
✓ Rubel—producer of large quantities, mid-season.			
✓ Wareham—mid-season.			
18 to 24 in. B&B, Extra Heavy.....	2.25		2.00
2 to 3 ft. B&B.....	3.00		2.75
3 to 4 ft. B&B.....	4.50		4.00

GRAPES

✓ Agawam—large deep red, sweet.			
✓ Brighton—sweet red, mid-season.			
✓ Concord—blue-black, favorite mid-season.			
✓ Delaware—red, early.			
✓ Freedomia—blue-black, very early.			
✓ Niagara—best white.			
✓ Warden—blue-black, earlier than Concord.			
2 yrs.....	\$1.00 each,		10 for \$7.50

RASPBERRIES

✓ Chief—everbearing red, fine.			
✓ Indian Summer—everbearing.			
✓ Latham—large fruit.			
1 yr.....		10 for \$3.00;	100 for \$22.50

STRAWBERRIES

Runner plants for April and May planting.

	50 for	100 for
✓ Mastodon—everbearing	3.50	6.50
✓ Gem—new everbearing	3.50	6.50
✓ Streamliner—new everbearing	4.00	7.50
✓ Dorsett—everbearing	3.00	5.50

ASPARAGUS

Martha Washington	50 for \$3.50;	100 for \$6.50
-------------------------	----------------	----------------

ROSE LIST

All American Rose Selection Winners are designated by AARS.

HYBRID TEAS

	Color	Price	
		Bare Root	Potted
<i>Non-patented</i>			
Ami Quinard	Dark Red	\$1.35	\$1.85
Christopher Stone	Medium Red	1.35	1.85
Etoile de Hollande	Medium Red	1.35	1.85
Night	Dark Red	1.35
Poinsettia	Medium Red	1.35	1.85
Red Radiance	Light Red and Deep Pink	1.35	1.85
<i>Patented</i>			
Applause #829	Light Red and Deep Pink	2.50
Bravo #083	Medium Red	2.75
Crimson Glory #105	Dark Red	2.50
Fandango #894	Medium Red	2.50
Charlotte Armstrong #455	Dark Red and Deep Pink AARS	2.50
Grande Duchess Charlotte #774	Medium Red AARS.....	2.25
Heart's Desire #501	Dark Red AARS.....	2.25
Mirandy #632	Dark Red AARS.....	2.25
New Yorker #823	Medium Red	2.50
Nocturne #713	Dark Red AARS.....	2.25
Rubaiyat #758	Light Red and Deep Pink AARS	2.50
Tallyho #828	Light Red and Deep Pink AARS	2.50
PINK			
<i>Non-patented</i>			
Betty Uprichard	Medium Pink	1.35	1.85
Dainty Bess	Light Pink	1.35	1.85
Edith Nellie Perkins	Pink Blend	1.35
Editor McFarland	Medium Pink	1.85
Mrs. Charles Bell	Light Pink	1.35
Picture	Light Pink	1.35	1.85
Radiance	Light Pink	1.35	1.85
The Doctor	Medium Pink	1.35	1.85
<i>Patented</i>			
Capistrano #922	Medium Pink AARS.....	2.75
First Love #921	Light Pink	2.75
Helen Traubel #1028	Salmon Pink AARS-1952..	3.25
Mission Bells #923	Pink Blend AARS.....	2.75
San Gabriel #860	Pink Blend	2.25
Show Girl #646	Medium Pink	2.25

BLENDS	Color	Price	
		Bare Root	Potted
<i>Non-patented</i>			
Condesa de Sagato	Orange and Orange Blend	1.35	1.85
Pres. Hoover	Pink Blend	1.35	1.85
Talisman	Pink Blend	1.35	1.85
Countess Vandal	Salmon-pink	2.00
<i>Patented</i>			
Forty-niner #792	Red Blend AARS.....	2.50
Good News #426	Pink Blend	2.25
Katherine T. Marshall #607	Medium Pink AARS.....	2.25
Mme. Henri Guillot #337	Flame Pink to Raspberry Pink	2.25
Taffeta #716	Pink Blend AARS.....	2.25
YELLOW			
<i>Non-patented</i>			
McGredy's Yellow	Light Yellow	1.35	1.85
Mrs. E. P. Thom	Medium Yellow	1.35	1.85
Golden Dawn	Medium Yellow	1.35	1.85
Sister Therese	Medium Yellow	1.35	1.85
Mrs. P. S. Dupont	Deep Yellow	1.35	1.85
Duquesa de Penaranda	Orange and Orange Blend	1.35	1.85
Mrs. Sam McGredy	Orange and Orange Blend	1.35	1.85
<i>Patented</i>			
Eclipse #172	Medium Yellow	2.25
Peace #591	Yellow Blend AARS.....	3.00
Fred Howard #1006	Buff Yellow AARS-1952..	3.25
Sutter's Gold #885	Yellow Blend AARS.....	2.75
WHITE			
<i>Non-patented</i>			
McGredy's Ivory	White or near White.....	1.35	1.85
Snowbird	White or near White.....	1.85
K. A. Victoria	White or near White.....	1.35	1.85
Mme. Jules Bouche	White or near White.....	1.35	1.85
FLORIBUNDAS			
RED			
<i>Non-patented</i>			
Floradora	Medium Red	1.35	1.85
Red Ripples	Dark Red	1.35	1.85
Rosenelfe	Medium Pink	1.35	1.85
<i>Patented</i>			
Donald Prior #377	Medium Red	2.00
Red Pinocchio #812	Dark Red	2.00
Chatter #739	Dark Red	2.00
World's Fair #362	Dark Red	2.00

PINK	Color	Price	
		Bare Root	Potted
<i>Non-patented</i>			
Cecile Brunner	Light Pink	1.85
Else Poulsen	Medium Pink	1.35	1.85
<i>Patented</i>			
Betty Prior #340	Medium Pink	2.00
Pinocchio #484	Pink Blend	2.00
Pink Bountiful #601	Medium Pink	2.00
Fashion #789	Pink Blend AARS.....	2.50
Lavender Pinocchio #947	Smoky Pink - lavender changing to dainty Sil- ver-lavender	2.50
Vogue #926	Glowing Begonia - rose flushed with salmon.... AARS-1952	2.75
BLEND <i>Patented</i> ..			
Masquerade #975	Red Blend	2.50
YELLOW <i>Patented</i>			
Goldilocks #672	Medium Yellow	2.00
WHITE <i>Patented</i>			
Summer Snow #416	White or near White.....	2.00
Dagmar Spath—non- <i>patented</i>	White	1.35
CLIMBERS			
RED			
<i>Patented</i>			
Climbing Crimson Glory #736	Dark Red	2.50
Aloha #948	Medium Red	3.00
<i>Non-patented</i>			
Paul's Scarlet Climbers	Brilliant Red	1.35	2.25
Blaze—everblooming	Brilliant Red	1.50	2.25
PINK			
<i>Non-patented</i>			
Dr. Van Fleet	Light Pink	1.35	2.25
Mary Wallace	Medium Pink	1.35	2.25
New Dawn—everbloom- ing	Light Pink	1.35	2.25
American Beauty	Light Red and Deep Pink	2.25
<i>Patented</i>			
Climbing Picture #524	Light Pink	2.25
Dr. J. H. Nicolas #457	Medium Pink	2.50
BLEND <i>Patented</i>			
Climbing Mme. Henri Guillot #788	Red Blend	2.50

YELLOW	Color	Price	
		Bare Root	Potted
<i>Patented</i>			
Climbing Peace #932	Yellow Blend	3.00
Doubloons #152	Medium Yellow	2.50
High Noon #704	Deep Yellow AARS.....	2.50
<i>Non-patented</i>			
Primrose	Soft Rich Primrose-yellow	1.35
Glendale	Light Yellow	2.25
Goldrush	Golden Yellow	2.75
WHITE			
<i>Non-patented</i>			
Paul's Lemon Pillar	White	2.00
Silver Moon	White	1.35	2.25
City of York	White	2.00

TREE ROSES

<i>Patented</i>			
Charlotte Armstrong	Dark Red and Deep Pink	5.50
Crimson Glory	Dark Red	5.50
Peace	Yellow Blend	5.50
Showgirl #1	Medium Pink	5.50
<i>Non-patented</i>			
Talisman #1	Pink Blend	5.50
Picture #1	Light Pink	5.50
Snowbird #1	White or near White.....	5.50

QUANTITY PRICES ON ROSES

\$1.35 Bare Root Roses	3 for \$3.75	12 for \$13.80
1.50 Bare Root Roses	3 for 4.25	12 for 15.50
1.85 Potted Roses	3 for 5.35	12 for 20.50
2.00 Potted Roses	3 for 5.80	12 for 22.50
2.25 Potted Roses	3 for 6.50	12 for 24.95
2.50 Potted Roses	3 for 7.25	12 for 27.95
2.75 Potted Roses	3 for 7.95	12 for 30.50
3.00 Potted Roses	3 for 8.75	12 for 33.50
3.25 Potted Roses	3 for 9.45	12 for 36.50

PERENNIALS AND ANNUALS

Because our supply of perennials and annuals varies greatly from month to month we do not list them in this catalog. However, we grow hundreds of the best varieties. Write for our separate perennial and annual list.

We grow all of our annuals and vegetables in plant-bands. This assures you of a well-rooted, stocky plant. The cost is a little more, but anyone who has had plants in bands realizes their value.

GARDEN SUPPLIES

GRASS SEED

Wyman's Sunshade

Designed for New England soils and made of the finest grass seed available, for sun or shade.

1 lb.	\$1.45	25 lbs.	\$33.75
5 lbs.	6.95	50 lbs.	65.00
10 lbs.	13.75	100 lbs.	125.00

Wyman's Blue Ribbon

For sun or partial shade.

5 lbs.	5.95	50 lbs.	53.50
25 lbs.	27.50	100 lbs.	105.00

Scotts Lawn Seed

67% Blue Grass.

1 lb.	1.50	50 lbs.	71.00
5 lbs.	7.35	100 lbs.	140.00
25 lbs.	35.50		

Scotts Special Purpose Blend

1 lb.	1.25	50 lbs.	59.00
5 lbs.	6.15	100 lbs.	115.00
25 lbs.	29.50		

PLANT AND LAWN FOOD

Bone Meal (Ground)

5 lbs.70	25 lbs.	2.85
10 lbs.	1.35	100 lbs.	8.50

Bovung—Dehydrated Cow Manure

5 lbs.60	25 lbs.	1.65
10 lbs.	1.05	50 lbs.	2.85

G & O Rose Food

The best fertilizer we know of for roses.

5 lbs.75	25 lbs.	2.75
10 lbs.	1.25		

G & O Rhodo-Azalea Food

5 lbs.85	25 lbs.	3.00
10 lbs.	1.35		

Ground Limestone

100 lb. bag	1.15		
-------------------	------	--	--

Hydrated Lime

10 lb. bag35	50 lb. bag	1.15
------------------	-----	------------------	------

Milorganite—Lawn Food

25 lb. bag.....	1.60	100 lb. bag.....	4.25
50 lb. bag.....	2.65		

Scott's Turf Builder

The best lawn food that we have found.

10 lbs.....	1.35	50 lbs.....	3.95
25 lbs.....	2.50	100 lbs.....	7.85

Spurz-On—Dehydrated Poultry Manure

Dehydrated Poultry Manure.

50 lb. bag.....	2.65		
-----------------	------	--	--

Superphosphate—0-20-0

5 lbs.....	.60	100 lbs.....	2.75
10 lbs.....	1.00		

Vigoro

10 lbs.....	.95	50 lbs.....	3.00
25 lbs.....	1.80	100 lbs.....	4.75

PEAT AND MULCHES**Peat**

Genuine Imported German or Irish peat.

Extra Large Bale.....	4.95		
-----------------------	------	--	--

Terra-Lite

Small Bag45		
Medium Bag85		
Large Bag	1.85		

INDEX

- Abies 3
 Acanthopanax25
 Acer15
 Akebia35
 Almond, Flowering31
 Althea28
 Amelanchier25
 Amelopsis35
 Andromeda12
 Apple36, 37
 Apricot37
 Aralia 25
 Arborvitae8, 9
 Aristolochia35
 Arrow-wood34
 Ash17
 Ash, Mountain21
 Asparagus38
 Azalea22-25

 Barberry25, 26
 Beautybush29
 Beech17
 Berberis25, 26
 Betula15, 16
 Bignonia36
 Birch15, 16
 Bittersweet36
 Bittersweet, Evergreen—See
 Wintercreeper11
 Blackberry38
 Blueberry34, 38
 Boston Ivy35
 Bridalwreath32
 Buddleia26
 Burning Bush28
 Butterfly Bush26
 Buttonwood19

 Calycanthus26
 Caragana26
 Cedar 4
 Celastrus36
 Cercidiphyllum16
 Cercis16
 Chaenomeles26
 Chamaecyparis 3
 Cherry, Fruit37
 Cherry, Ornamental20, 27
 Chionanthus16
 Cladrastis16
 Clematis36
 Clethra26
 Coralberry33
 Cornus16, 17, 27
 Cotoneaster27
 Crab, Ornamental18, 19
 Cranberry Bush34, 35
 Crataegus17
 Cydonia26

 Daphne11
 Deutzia27
 Dogwood16, 17, 27
 Dutchman's Pipe35

 Eleagnus27
 Elm21
 Engelmann Creeper35
 English Ivy36
 Euonymus11, 28

 Fagus17
 Fir3, 6
 Flowering Crab18, 19
 Forsythia28
 Fraxinus17
 Fringe16

 Gleditsia18
 Goldenchain18
 Grape38
 Grass Seed43

 Halesia18
 Hamamelis28
 Hawthorn17
 Hazel28
 Hederá36
 Hemlock9, 10
 Hibiscus28
 Holly11, 12
 Honeysuckle30, 36
 Hydrangea29, 36
 Hypericum29

 Ilex11, 12, 29
 Inkberry11

 Jetbead31
 Juniper 4
 Juniperus 4

 Kalmia12
 Katsura Tree16
 Kerria29
 Kolkwitzia29

 Laburnum18
 Laurel12
 Leucothoe12
 Ligustrum29, 30
 Lilac21, 33, 34
 Linden21

- Locust18
 Lonicera30, 36

 Magnolia18
 Malus18, 19
 Maple15
 Mockorange30, 31
 Morus19
 Mountain Ash21
 Mountain Laurel12
 Mulberry19
 Myrtle—See Periwinkle13

 Oak20

 Pachysandra12
 Peach37
 Pear37
 Peat and Mulches.....44
 Peatree26
 Periwinkle13
 Philadelphus30, 31
 Picea 5
 Pieris12
 Pine5, 6
 Pinus5, 6
 Plant and Lawn Food.....43
 Platinus19
 Plum, Fruit37
 Plum, Ornamental19
 Privet29, 30
 Prunus19, 20, 31
 Pseudotsuga 6

 Quercus20
 Quince, Fruit37
 Quince, Ornamental26

 Raspberry38
 Red Bud16
 Red Cedar 4
 Retinospora 3
 Rhododendron12, 13
 Rhodora31
 Rhodotypos31
 Rhus32
 Rosa32
 Rose39-42
 Rose of Sharon.....28

 St. Johnswort29
 Salix20, 21
 Shadbush—See Shadblow25
 Siberian Pea26
 Silver Bell18
 Smoketree32
 Snowball34
 Snowberry33
 Sorbus21
 Spirea32
 Spruce 5
 Spurge12
 Strawberry38
 Summersweet26
 Sweetshrub26
 Sycamore19
 Symphoricarpos33
 Syringa21, 33, 34

 Taxus6, 7, 8
 Thorn17
 Thuja8, 9
 Tilia21
 Trumpet creeper36
 Tsuga9, 10

 Ulmus21

 Vaccinium34
 Viburnum34, 35
 Vinca13
 Virginia Creeper35

 Weigela35
 White Fringe16
 Willow20, 21
 Winterberry29
 Wintercreeper11
 Wisteria36
 Witch Hazel28

 Yellow Root35
 Yellow Wood16
 Yew6, 7, 8

 Zanthorhiza35

MEMORANDUM

MEMORANDUM

LANDSCAPE DEPARTMENT

We maintain a complete landscape department to help you with your landscape problems. Our men are trained experts, familiar with good landscape design and proper plant materials.

The size of your property is of minor importance. Careful planning should be given the small home grounds as well as larger estates.

We offer two types of service:

1. For the average home we recommend that you bring a picture of your home and a sketch of your property, showing rough dimensions, to the Garden Center, where a trained landscape designer is always on duty. He can make a suggested plan from the pictures and sketch. Then he will take you through the shade house and in the display grounds, where you have the advantage of seeing the different types of plants he has recommended. There is no charge for this service.
2. Where more extensive planting is desired, we have men who will visit your property on appointment and make recommendations. There is no charge for this visit or for the average planting plan unless it requires more than a normal amount of work. In this case, our representative will tell you at that time if there is a charge for this service.

Our planting crews, under supervision of designer, can complete the planting in minimum of time.

There is no substitute for good landscape design and the proper selection of plants. We believe we can furnish you with both. Why not take advantage of our service.

GARDEN CENTER AND NURSERIES

Wymann's

"EVERYTHING FOR YOUR GARDEN"



ROUTE 9, BOSTON-WORCESTER TURNPIKE
FRAMINGHAM-NATICK, MASSACHUSETTS

Shoppers' World Across the Way