

## **Historic, Archive Document**

Do not assume content reflects current scientific knowledge, policies, or practices.



Index

62.100

APR 11 1952  
U. S. DEPARTMENT OF AGRICULTURE

# Kilgore's Bred-Rite Seeds

*Annual Catalog for Florida*

1953

**THE KILGORE SEED COMPANY**  
*General Offices and Mail Order Department, Plant City, Florida*  
**FOURTEEN KILGORE STORES SERVING FLORIDA**

PLANT

**KILGORE'S**


*Bred-Rite*

**SEEDS**


TRADE MARK

FOR BETTER CROPS

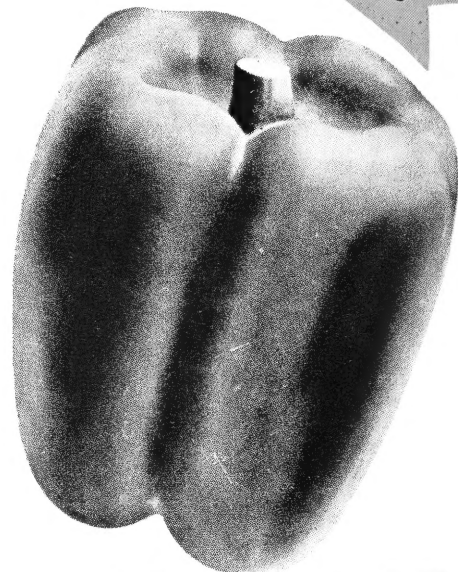
FOR HIGHER RETURNS



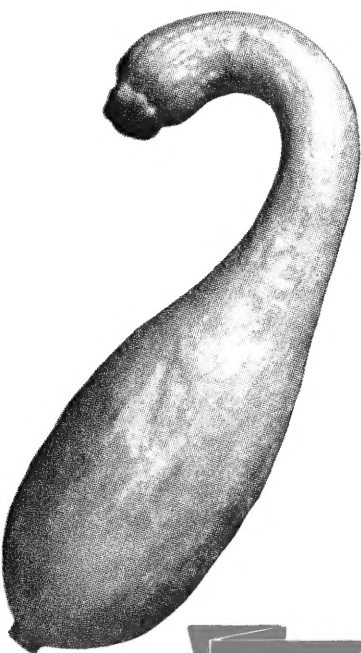
Wilt Resistant Grothen  
Globe Tomato



Ft. Myers Market Eggplant



Florida Giant Pepper



Early  
Yellow Summer Crookneck  
(Baby Crookneck)  
Squash



Smith's Perfect Cantaloupe



Early Green Market  
(Marketer) Cucumber

**THE KILGORE SEED COMPANY**

General Offices and Mail Order Department . . . PLANT CITY, FLORIDA





# IMPORTANT DIRECTIONS TO CUSTOMERS

By carefully observing the following directions, mistakes and misunderstandings will be very largely avoided.

## How to order

Please be careful to sign your name, box number, street or rural route, post office and state on every order. Be sure to tell us your nearest express or freight office should you desire the seed or merchandise forwarded by express, freight or truck line. *Please write plainly.*

## Cash with order or C. O. D.

Ours is a cash business and our prices are made on that basis. Customers are requested to remit when ordering, and by so doing save the c.o.d. fee charged by express companies, banks, and postal authorities for collecting and returning money.

## Perishable items not sent C. O. D.

Perishable items, such as strawberry plants, rose bushes, seed potatoes, onion sets, etc., are not sent c.o.d. under any circumstances. Remittance must be sent with order.

## How to send remittance

Remittances should be made by postal money orders, drafts, checks, or cash. **Please do not send stamps.**

## We pay postage to points in Florida

The postpaid prices indicated in this catalog include delivery to any point in Florida.

## Prices subject to change

This catalog is printed during the early fall months. The market on many items of garden and field seeds, as well as supplies, has not yet been fully established. Consequently, prices on these items indicate value at time these pages are printed. In practically all cases orders will be filled at prices indicated in this catalog, *but all prices are subject to change without notice.* Write for special prices on larger quantities.

## Export Shipments to Cuba and the West Indies

For the convenience of our customers in the West Indies, we have established the following agencies: E. G. Del Campo, Nueva Gerona, Isle of Pines, Cuba; F. C. Albury, Nassau, Bahamas.

Each order of pepper and tomato seed sent to Cuba requires an export certificate costing \$3.00.

*For direct deliveries outside the continental United States, all prices quoted as "Postpaid" in this catalog are on an f.o.b. Plant City, Florida, basis, and the proper amount for postage must be added to the cost of the seeds.*

## Parcel post rates to Cuba and the West Indies

The parcel post rate to Cuba and all other points in the West Indies is 14 cents for each pound or fraction thereof. If the net weight of an order is 1 pound or more, 1 pound must always be added to cover weight after being packed for shipment. Packages of merchandise weighing 8 ounces or less are subject to the postage rate of 1½ cents for each 2 ounces or fraction of 2 ounces.

Air express shipments can now be made from Miami or Tampa, Florida, to any point in the West Indies.

## Return of seeds for exchange

To safeguard our customers and ourselves, seeds may not be returned if seed package has been broken. In case of error on our part, unbroken packages may be returned within 10 days after shipment and we will gladly make correction at our expense. No customer would want to plant seed that had been returned from broken or opened packages, nor would we fill an order with such returned seed.

## Warranty and Limitation of Liability

We warrant that the seeds, bulbs and plants we sell are, at the time of delivery, as described on the container within recognized tolerances; but we limit our liability on this warranty to the amount of the purchase price of such seeds, bulbs and plants. We give no other or further warranty express or implied. **THE KILGORE SEED COMPANY.**

## Stock or lot number on all Kilgore's seed packages

Every lot of seed distributed by the Kilgore Seed Company will indicate on one end of the front of the envelope or on the back of the label on canned seed, or with large seed like beans, peas and corn on a tag attached to the bag, a stock number or lot number. This stock number is a code reference to our records of the history, performance and production of that particular lot of seed, by means of which we can trace it back to the growers' field where it was produced and to our trial plantings. It is recommended that every commercial grower of vegetables retain the empty packages or tags with the stock numbers from which Kilgore's seed is planted. Correspondence pertaining to the performance of Kilgore's Bred-Rite seeds should include the specific lot number of the seed under consideration to aid investigation.

## About ordering seeds early

Where with certain kinds or varieties of seeds it is indicated "seed supply very limited" we advise our customers to order *early*. However, it should be borne in mind that it is never advisable or safe to hold many kinds of vegetable seeds through the summer months in the humid, hot climate of Florida, under which conditions the seed loses its vitality and germinating ability very rapidly. This is particularly true of such seeds as beans, corn, onion, pepper, eggplant, celery, lettuce, carrot and cauliflower. Whenever such seeds are indicated as being in limited supply, they should be ordered when ready to plant, or if any quantity is desired they may be ordered or booked with us in advance, and we will hold them for you in our special dehumidified or dry storage room where they will retain their vitality until you are ready to plant them.

## Postal, Express, and Sales Tax information

The parcel post weight limit for first and second zones is 40 pounds; 20 pounds in the third to eighth zones. Any weight up to 40 pounds in the first and second zones and 20 pounds in the third zone will usually go just as cheaply by parcel post as by freight or express.

In many sections of Florida that are not easily accessible by freight or express, parcel post service will be found not only far more satisfactory, but more economical. If on a rural route, delivery will be made to your door by mail.

Most Florida points are in the 1st (within 50 miles from Plant City, Fla.) or 2nd (within 50 to 150 miles from Plant City, Fla.) Postal Zone, however, Jacksonville north, Live Oak north and west, and points on the East Coast south of West Palm Beach are in the 3rd Zone. (Within 150 to 300 miles from Plant City, Fla.)

Parcel post rates for first and second zones are: first pound 17c, 2 lbs. 20c, 3 lbs. 22c, 4 lbs. 25c, 5 lbs. 27c, 6 lbs. 29c, 7 lbs. 32c, 8 lbs. 34c, 9 lbs. 37c, 10 lbs. 39c, etc. Rates for third zone are: 17c for first pound, 21c for second pound, 3 lbs. 24c, 4 lbs. 28c, 5 lbs. 31c, 6 lbs. 35c, 7 lbs. 38c, 8 lbs. 42c, 9 lbs. 45c, 10 lbs. 49c, etc.

If in doubt about your zone rate, obtain it from your postmaster, and be sure to send enough money to cover necessary postage, if the items ordered are not indicated "*postpaid*" in this catalog. Do not have your order delayed or reduced by failing to add necessary money for postage. If you send too much money, it will be returned to you. It will be found plainly stated above each item whether or not it is postpaid. Also be sure to include with your remittance the "State Sales Tax" on non-exempt merchandise. (See Page 2).

When you order your seeds and supplies to come by express or freight we can send them collect, so you may pay the transportation charges on delivery. When ordering your seeds to be shipped by express or freight, always give your express or freight station, if it is not the same as your post office.



## SALES TAX INFORMATION

The Florida Revenue Act of 1949 (Sales and Use Tax) imposes a 3% tax on the retail sales of many commodities. Numerous agricultural supply items are exempt from the tax, and for your guidance in determining tax exempt items shown in this catalog, we list below those items that are not subject to the tax.

### EXEMPT ITEMS

Beekeeper's Gloves and Veils; Cans and Jars; Crate materials; Fencing—For farm use; Feeds—For farm animals; Grafting Wax and Rubber Strips; Hotcaps; Label Paste; Peat Moss; Poultry and Stock Remedies; Paper Pots—Plant Bands and Flats; Seeds—All Vegetable, Field Crop, Pasture Grasses, Onion Sets, Seed Potatoes; Seedbed Cloth; Seed Inoculants; Seed Treating Compounds; Starter Solutions and Root Inducing Materials; Terra-Lite; Tractors; Weed Killers.

### EXEMPT ONLY IF USED FOR COMMERCIAL AGRICULTURAL PURPOSES

Dusters; Farm tools; Fertilizers; Insecticides and Fungicides; Soluble Plant Foods; Fumigants; Garden tools; Raffia and Twine, Rubber Bands; Sprayers; Tarpaulins. All other merchandise listed in this catalog is subject to 3% State Sales Tax except sales to Dealers, Government Agencies, Schools, Churches and Charitable organizations pro-

vided Tax Exemption Certificate has been obtained from the State Comptroller. All orders from institutions or organizations claiming tax exemption must clearly indicate on order sent us, the certificate serial number and date of certificate.

### THE RATE OF TAX APPLICABLE TO NON-EXEMPT SALES IS AS FOLLOWS:

- (1) On single sales of 10c or less no amount shall be added for taxes.
- (2) On single sales in amounts from 11c to 35c, both inclusive, 1c shall be added for taxes.
- (3) On sales in amounts from 36c to 65c, both inclusive, 2c shall be added for taxes.
- (4) On sales in amounts from 66c to \$1.00, both inclusive, 3c shall be added for taxes.
- (5) On sales in amounts of more than \$1.00, 3% shall be charged upon each dollar of price, plus the above bracket charges upon any fractional part of a dollar in excess of even dollars.

### SPECIAL NOTICE

In order to avoid delay in filling your order, on all non-exempt items, be sure to include with your remittance the proper amount of sales tax as indicated above. We are not permitted by law to assume the Sales Tax.

## FLORIDA HOME VEGETABLE GARDENS IN 1953

This past season most States north of Florida suffered from long drought. Vegetable crops and gardens have been seriously damaged by the extended dry weather accompanied by high temperatures. Several States have been designated by the U.S. Department of Agriculture as areas where disaster loans can be made to eligible farmers. Many home and commercial gardens were seriously affected. This has resulted in smaller yields and higher prices for fresh and processed vegetables.

This situation makes the home garden, home canning and freezing of market surpluses, even more necessary than ever in order to insure ample and economical family food supplies this season in Florida. Plant a "Liberty Garden" to help increase food supply and to stretch the family food dollar.

Florida is one of the most important commercial vegetable producing states of the Union. Florida home vegetable gardens offer almost no competition to commercial vegetables which are grown mainly for shipment to northern markets. Many Florida families who do not get fresh vegetables from their own gardens, seldom get them, at least in sufficient quan-

tity for good health, from the market. Florida people, city residents as well as rural folks, can help solve their food problems by producing vegetables in the home garden, that they otherwise would do without or would have to buy. High prices and reduced supplies in the markets have proven beyond all doubt the vital need for home garden production in Florida.

Florida climate and soils are favorable for producing the finest vegetables in the United States. Unlike any other state in the Union, in Florida fresh vegetables can be grown every month in the year, especially during the fall, winter and spring months when they cannot be grown in other sections of the United States. In addition to producing fresh vegetables in your Florida home garden, plans should also be made for preserving vegetables from the garden by canning or freezing for home use, which will mean not only better health for the family, but also a material saving in cost. For best results in your "Liberty garden" order your seeds from the Kilgore Seed Company—Florida's Leading Seedsmen, Mail Order Department, Plant City, Florida.





# Location and plan of the vegetable garden

A level, well drained piece of ground, convenient to the house should be selected for the garden. It should be located where it can be irrigated if necessary and away from hedges, large trees or the shade of buildings. On the farm it should be well-fenced to protect it from rabbits, chickens and other animals.

After selection of a location, and determining the size of the garden, a list of vegetables should be made. In selecting varieties to plant, primary consideration should be given to the likes of the family, also to the size of the plot available. The use of a large number of vegetables gives variety to the diet.

In order to obtain the maximum yield of vegetables at a minimum expenditure of time and money, a map or plan of the garden should be made, showing the various vegetables to

be grown, and their position in the garden, indicating length of rows and the space between rows. In the case of a small, backyard garden, entirely worked by hand, the rows should be placed as close together as possible, i.e., the smaller figure in column 5 of our chart on page 4, so that large quantities of vegetables may be produced on a limited space. In large farm gardens cultivated by mule-drawn tools, or other equipment used in the fields for this purpose, the rows should run the long way of the plot, and all crops should be in wide rows as indicated by the larger figure in the chart on page 4.

The planting data given on page 4 of this catalog will help greatly in preparing a plan since seed requirements, planting depths, planting distances and time of maturity, which are necessary for the design of any garden plan, are given.

## Making a seedbed

Small seeds such as lettuce, cabbage, collard, pepper, eggplant, tomato, etc., should be sown in a seedbed and the young plants transplanted to the field or garden. A shallow box or flat may be used for this purpose, or a small plot in the garden may be set aside to use as a seedbed for starting plants for transplanting. The soil must be in perfectly fine condition, and in the seedbed it should be made into beds four to six inches high, to prevent overflow in case of heavy rains. When the soil in the seedbed is in condition—thoroughly and finely pulverized, fertilized with 2 to 3 pounds per 100 sq. ft. of a commercial fertilizer such as Vigoro or Vertagreen (page 67), applied at least a week or ten days before sowing seed, moist, and made smooth and level—sow the seed in rows about six inches apart. Very fine seed, like celery, should not be covered with soil, but may be pressed lightly into the soil with a light roller or with a wide board. Larger seeds like tomato, pepper, and cabbage may be covered, not over  $\frac{1}{4}$  to  $\frac{1}{2}$  inch deep.

We recommend the use of burlap or white muslin as a cover over the seedbed, stretching it on a three- or four-foot wide tent-shaped or slanting frame built over the seedbed, with the sides about 10 to 12 inches from the ground to provide ample circulation of air under the cover. If plants are being started in late summer for fall planting, the seedbed cover will serve as a shade to protect seedlings from the hot sun, also to break

the force of heavy rains. If plants are started in winter for a spring crop, this seedbed cover will protect seedlings from frost or freezes. It may be also advisable to use ground covers of burlap or old fertilizer bags. When seeds begin to germinate these ground covers should be removed immediately to prevent leggy or spindly plants. After the seed is sown, it is desirable to sprinkle every evening or oftener if necessary with cool water by means of hand sprinkling pots in order to keep the soil cool and moist, which tends to increase germination of seeds during the hot summer months.

Success in getting transplanted plants to grow satisfactorily depends very much upon how the plants are grown in the seedbed. For a week or ten days before transplanting, the plants in seedbed should be gradually hardened. This means leaving the cover off the plants for a week or so before transplanting, and water should be withheld from the plants during this period. When plants in seedbed are about six inches high they are ready to transplant into the field or garden, preferably on a cloudy day or toward evening. Water the plants thoroughly several hours before removing from seedbed, and again immediately after setting. A starter solution is helpful (see page 68). To grow good vegetables, a large supply of moisture and fertilizer is essential until the crop is ready to harvest.

## Preparation of the soil for the vegetable garden

The soil in the garden should be carefully and well prepared. Bermuda grass and weeds should be removed with all roots. A little extra time spent in preparing the soil for planting will save many hours of hoeing later in the season. It is best to spade or plow, and apply commercial fertilizer to the soil ten days to two weeks before planting in order to avoid burning the seed or young plants. A sample of the soil should be tested, either by yourself with an inexpensive soil test kit (page 73) or by your county agent, and if found too acid or sour apply Hardwood Ashes or Hydrated Lime; if too alkaline or sweet apply Aluminum Sulphate and Manganese Sulphate (see page 67).

Well-rotted animal manure may be used as a fertilizer, at the rate of approximately 25 to 30 lbs. of manure, and  $2\frac{1}{2}$  to 3 lbs. of Acid Phosphate for each 100 square feet of garden. If manure is not available, leaf mold or black muck or hammock soil are ideal materials to work into the garden soil. If none of these materials is available, a two or three inch layer of horticultural grade peat moss (page 69) may be worked into the garden soil. This material is clean and easy to handle, and is a wonderfully effective material for breaking up hard soil, making it mellow, or for adding humus to sandy soil, making it more retentive of moisture and fertilizer materials. After this

peat moss is worked into the soil, an inch or two inch layer of Wizard Brand Sheep manure along with a liberal application of a good garden fertilizer such as Vigoro or Vertagreen (see page 67) should be used, applying one of these fertilizer materials broadcast at the rate of 4 to 6 lbs. per 100 square feet. If this material is raked into the surface soil a week or ten days before planting, and if well watered in case of no rain in order to speed the incorporation and decomposition of the fertilizer or manure, you will have the foundation for an excellent vegetable garden. If the fertilizers are applied just before planting, they are very apt to burn the young seedlings as they emerge from the seed.

After the vegetable plants are well started in the garden, fertilizer should be applied lightly on either side of the row of vegetables, but not in contact with the leaves or stems to avoid burning, every two or three weeks. This will make thrifty plants which produce an abundant supply of high quality vegetables for the home table.

Note:—All materials indicated above, such as Wizard Brand Sheep Manure, Peat Moss, Acid Phosphate, Vigoro, Vertagreen, and the "5-Star Garden Special" 5-10-5, are available at all Kilgore seed stores, and in our mail order department at Plant City, Florida. (See pages 67 and 69.)

For further information on Florida Home Gardening write the Florida Agricultural Experiment Station, Mailing Department, Gainesville, Florida, for a free copy of Bulletin 131 entitled "The Florida Home Garden" and also for Circular 104 entitled "Vegetable Garden Production Guide."

# Reference Table for Florida Vegetable Gardens

Many mistakes may be avoided by following directions given in this table. The time requirements indicated for crops to reach edible size vary, of course, according to the season, varieties and soil conditions. Allowance also must be made for the relative estimate of the yields, due to climatic and soil conditions. However, the averages indicated in the table will be found to be fairly accurate for Florida growing conditions on the basis of many years of observation and experience.

Kind of vegetable Months to Sow Seed (Inclusive)**	Number of Running feet of row for a family of 3 or 4 people (Includes for canning)	Seeds or plants to provide for a family of 3 or 4 people	Depth to cover in inches	Space between rows in feet	Set plants from seedbed or thin out to inches in row	Approximate time required to produce crop, from seed planted in garden or from transplanting plants to garden (days)
Beans (Bush) 1-4, 9-10	100*	½ lb.†	1½—2	2—2½	3—4	48 to 56
Beans (Pole) 3-5	50	¼ lb.	1½—2	3—4	9 or 3 ft. hills	63 to 70
Beans (Bush Lima) 3	100*	½ to 1 lb.†	1½—2	3	4—5	65 to 75
Beans (Pole Lima) 3	50	½ lb.	1½—2	3—4	9 or 3 ft. hills	90
Beet 1-3, 9-12	100*	1 oz.†	½—¾	1½—2	3—4	56 to 68
Broccoli 8-12	40	1 pkt. or 25 plts.	¾—½	3	18—24	55 to 60 from plts.
Brussels Sprouts 1-2, 8-12	25	15 plants	¾—½	2½—3	18—24	90 from plants
Cabbage 1-3, 8-12	60	50 plants	¾—½	2½—3	12—16	62 to 98 from plts.
Chinese Cabbage 1-2, 8-12	40*	1 pkt. or 50 plts.†	¾—½	2½—3	8—12	70 from seed
Cantaloupe 1-4	50	1 pkt.†	½—¾	4—5	24 or 4 ft. hills	75 to 95
Carrot 1-3, 9-12	100*	2 pkts.†	¾—½	1½—2	2—3	72 to 95
Cauliflower 1-2, 8-12	50	30 plants	¾—½	3—4	18—24	55 to 62 from plts.
Celery 7-12	50	150 plants	¾	3	4—5	105 to 130 from plts.
Collard Every Month	50*	1 pkt. or 35 plts.†	¾—½	2½—3	14—18	50 to 52 from plts.
Corn (Sweet) 1-3	200*	¼ lb.†	1—2	2½—3	12—15	65 to 80
Corn (Roasting Ear) 1-3	200*	¼ lb.†	1—2	3—3½	15—18	68 to 87
Cowpeas (Table) 3-8	150	½ to ¾ lb.	1—1½	3—4	5—6	68 to 85
Cucumber 1-3, 8-9	50	1 pkt.	¾	5—6	12—24	40 to 50
Eggplant, 1-3, 6-8	50	17 plants	½	4—4½	36—48	80 to 85 from plts.
Endive (Escarolle) 1-2, 8-12	40	1 pkt. or 50 plts.	¾—½	1½—2	9	90 to 95 from seed
Garlic 8-11 (bulbs or sets)	30	1 lb.	1	1½	4	90
Kale 1-3, 8-12	25	1 pkt.	¾—½	2½	20—24	70
Kohl Rabi 1-3, 9-12	25*	1 pkt.†	¾—½	1½—2	6—8	50
Leek 1-2, 9-12	50	1 pkt. or 120 plts.	½	1½	5—6	140 from seed
Lettuce (Head) 1-2, 8-12	75*	1 pkt. or 90 plts.†	¾—½	1½—2	10—15	66 to 84 from seed
Lettuce (Leaf) 1-3, 8-12	50*	1 pkt. or 60 plts.†	¾—½	1½—2	10—12	46 from seed
Muskmelon 1-4	50	1 pkt.	½—¾	4—5	24 or 4 ft. hills	75 to 95
Mustard 1-12	40*	1 pkt.†	¾—½	2	8—10	40 to 45
Okra 3-9	75	1 oz.	1—1½	3—4	10—15	50 to 60
Onion Seed 1-9, 9-12	80	1 pkt. or 400 plts.	½	1½	2—4	110 to 150 from seed
Onion Sets 1-2, 8-12	40	1 pint	1	1¼—1½	1—2	30 to 60
Parsley 1-2, 9-12	30	1 pkt.	¾—½	1½—2	10—12	90
Parsnip 1-2, 9-12	50	1 pkt.	½	2½—3	4	120
Peas (English) 1-2, 9-12	100*	½ lb.†	1½—2	3	1—2	50 to 53
Pepper 1-2, 6-8, 11-12	40	24 plants	½	2½—3½	10—16	60 to 80 from plts.
Potatoes (Irish) 1-3, 8-12	200	12 lbs.	1—4	3—3½	9—12	75 to 90
Pumpkin 3-5	50	½ oz.	1	8—10	5 ft. hills	100 to 118
Radish 1-4, 8-12	25*	1 pkt.†	½	1—1½	1—2	21 to 25
Rhubarb 9-11	25	1 pkt. or 15 plts.	½—¾	2½—3	18—24	90 from plants
Roselle 3-4	25	1 pkt.	½—¾	5—6	24—36	175
Rutabaga 1-2, 8-12	50	1 pkt.	¾—½	2	5—6	90
Spinach—Savoy 1-2, 8-12	50*	1 pkt.†	¾—¾	1¼—1½	6	40
Spinach—New Zealand 3-7	25	1 pkt.	¾—1	3	20	60
Squash (Bush) 1-3, 8-9	50	1 pkt.	1	3—4	2 ft. hills	42 to 52
Squash (Running) 1-2	50	1 pkt.	1	6—8	3 or 4 ft. hills	60 to 115
Swiss Chard 1-3, 9-12	25	1 pkt.	½—1	2	12—15	58 to 60
Tomato—Ground 1-3, 8-9, 12	150	50 plants	½	3½—5	30—36	70 to 90 from plts.
Tomato—Staked 1-3, 8-9, 12	75	50 plants	½	4	16—20	70 to 90 from plts.
Turnip 1-4, 7-12	50	1 pkt.†	¾—½	1¼—1½	4—6	35 to 50
Watermelon 1-4	75	1 pkt.	½—1	8—10	6 to 8 ft. hills	85 to 100

\* Make two or more plantings at different times during the season. Number of feet of row indicated is for each planting.

† Number of feet and amount of seed or number of plants indicated are for each planting.

\*\* Months indicated are for central and south Florida. In north Florida, some tender kinds will not stand the winter cold, and this fact should be taken into consideration with reference to time of sowing seed.

## THE KILGORE SEED COMPANY—A Florida Institution GENERAL OFFICES AND MAIL ORDER DEPARTMENT, PLANT CITY, FLORIDA

Fourteen Kilgore seed stores serving Florida, located at:

Belle Glade  
Fort Myers  
Gainesville  
Homestead

Miami  
600 N.W. Fifth St.  
Ocala  
Pahokee

Palmetto  
Plant City  
Pompano Beach  
Sanford

Vero Beach  
Wauchula  
West Palm Beach  
916 Belvedere Road

# What vegetables and when to sow seed in Florida

**JANUARY AND FEBRUARY**—Bush beans, Beet, Brussels Sprouts, Cabbage, Chinese Cabbage, Cantaloupe, Carrot, Cauliflower, Collard, Corn—Sweet and Roasting Ear, Cucumbers, Eggplant, Endive, Kale, Kohl Rabi, Leek, Lettuce, Mustard, Onion Seed, Onion Sets, Parsley, Parsnip, Peas—English or Garden, Peppers, Potatoes, Radish, Romaine, Rutabaga, Spinach, Squash, Swiss Chard, Tomatoes, Turnip, Watermelon.

**MARCH**—Bush, Pole and Lima Beans, Beet, Cabbage, Cantaloupe, Carrot, Collard, Corn—Sweet and Roasting Ear, Cucumbers, Eggplant, Kale, Kohl Rabi, Lettuce, Mustard, Okra, Potatoes, Pumpkin, Radish, Roselle, Spinach—New Zealand, Squash, Swiss Chard, Tomatoes, Turnip, Watermelon.

**APRIL**—Bush and Pole Beans, Cantaloupe, Collard, Mustard, Okra, Pumpkin, Radish, Roselle, Spinach—New Zealand, Turnip, Watermelon.

**MAY**—Pole Beans, Collard, Mustard, Okra, Pumpkin, Spinach—New Zealand.

**JUNE**—Collard, Eggplant, Mustard, Okra, Pepper, Rutabaga, Spinach—New Zealand, Turnip.

**JULY**—Celery, Collard, Eggplant, Mustard, Okra, Pepper, Rutabaga, Spinach—New Zealand, Turnip.

**AUGUST**—Broccoli, Brussels Sprouts, Cabbage, Chinese Cabbage, Cauliflower, Celery, Collard, Cucumber, Eggplant, Endive, Garlic, Kale, Lettuce, Mustard, Okra, Onion Sets, Pepper, Radish, Romaine, Rutabaga, Spinach, Squash, Tomato, Turnip.

**SEPTEMBER**—Bush Beans, Beet, Broccoli, Brussels Sprouts, Cabbage, Chinese Cabbage, Carrot, Cauliflower, Celery, Collard, Cucumber, Endive, Garlic, Kale, Kohl Rabi, Leek, Lettuce, Mustard, Okra, Onion Seed and Sets, Parsley, Parsnip, Peas—English or Garden, Radish, Rhubarb, Romaine, Rutabaga, Spinach, Squash, Swiss Chard, Tomato, Turnip.

**OCTOBER**—Bush Beans, Beet, Broccoli, Brussels Sprouts, Cabbage, Chinese Cabbage, Carrot, Cauliflower, Celery, Collard, Endive, Garlic, Kale, Kohl Rabi, Leek, Lettuce, Mustard, Onion Seed and Sets, Parsley, Parsnip, Peas—English or Garden, Potatoes, Radish, Rhubarb, Romaine, Rutabaga, Spinach, Swiss Chard, Turnip.

**NOVEMBER**—Beet, Broccoli, Brussels Sprouts, Cabbage, Chinese Cabbage, Carrot, Cauliflower, Celery, Collard, Eggplant, Endive, Garlic, Kale, Kohl Rabi, Leek, Lettuce, Mustard, Onion Seed and Sets, Parsley, Parsnip, Peas—English or Garden, Pepper, Potatoes, Radish, Rhubarb, Romaine, Rutabaga, Spinach, Swiss Chard, Turnip.

**DECEMBER**—Beet, Broccoli, Brussels Sprouts, Cabbage, Chinese Cabbage, Carrot, Cauliflower, Celery, Collard, Eggplant, Endive, Kale, Kohl Rabi, Leek, Lettuce, Mustard, Onion Seed and Sets, Parsley, Parsnip, Peas—English or Garden, Pepper, Potatoes, Radish, Romaine, Rutabaga, Spinach, Swiss Chard, Tomato, Turnip.

# What field crops and when to sow seed in Florida

**JANUARY AND FEBRUARY**—Clover—*Crimson, Hubam*, Grasses—*Bahia*, Oats, Rape, Rye.

**MARCH**—Beans—*Velvet*, Bene, Corn—*Field and Chicken*, Crotalaria, Grasses—*Bermuda, Carpet, Italian Rye, Buffel, Sudan and Bahia*, Blanket Indigo, Hairy Indigo, Hegari, Millet, Peas—*Southern or Cowpeas*, Peanuts, Rape, Rice, Shallu (Egyptian Wheat, Sorghum, Sunflower).

**APRIL**—Beans—*Velvet*, Bene, Chufas, Clover—*Alyce*, Corn—*Field and Chicken*, Crotalaria, Grasses—*Bermuda, Carpet, Buffel, Sudan and Bahia*, Blanket Indigo, Hairy Indigo, Hegari, Millet, Peas—*Southern or Cowpeas*, Peanuts, Rice, Shallu (Egyptian Wheat), Sorghum, Sunflower.

**MAY**—Beans—*Velvet*, Bene, Chufas, Clover—*Alyce*, Corn—*Field and Chicken*, Crotalaria, Grasses—*Bermuda, Carpet, Buffel, Sudan and Bahia*, Blanket Indigo, Hairy Indigo, Hegari, Millet, Peas—*Southern or Cowpeas*, Peanuts, Sesbania, Shallu (Egyptian Wheat), Sorghum, Sunflower.

**JUNE**—Beans—*Velvet*, Bene, Chufas, Clover—*Alyce*, Corn—

*Chicken*, Cowpeas, Crotalaria, Grasses—*Bermuda, Carpet, Buffel, Sudan and Bahia*, Blanket Indigo, Hairy Indigo, Hegari, Millet, Peanuts, Rice, Sesbania, Shallu (Egyptian Wheat), Sorghum, Sunflower.

**JULY**—Beans—*Velvet*, Chufas, Corn—*Chicken*, Cowpeas, Grasses—*Bermuda, Buffel, Sudan and Bahia*, Hegari, Millet.

**AUGUST**—Cowpeas, Grasses—*Bermuda, Buffel, Sudan and Bahia*, Millet, Sunflower.

**SEPTEMBER**—Clover—*Hubam, Kenland Red*, Grasses—*Bermuda, Bahia*, Lupines, Rape, Rye.

**OCTOBER**—Clover—*Hubam, Kenland Red*, Grasses—*Bermuda, Italian Rye, Carpet, Bahia*, Lupines, Oats, Rape, Rye.

**NOVEMBER**—Clover—*Crimson, Hubam, White Dutch, Laidino, Kenland Red*, Grasses—*Bermuda, Italian Rye, Carpet, Bahia*, Lupines, Oats, Rape, Rye.

**DECEMBER**—Clover—*Crimson, Hubam, White Dutch, Laidino, Kenland Red*, Grasses—*Italian Rye, Carpet, Bahia*, Lupines, Oats, Rape, Rye.

See pages 38 to 47 for complete cultural directions on field corn, grasses, clovers and field crops in Florida.

# What flowers and when to sow seed in Florida

## Kind of Flower—When to Sow Seeds\*

AGERATUM—Sept. through March  
 ALYSSUM—Sept. through Jan.  
 ARCTOTIS OR AFRICAN DAISY—Sept. through Jan.  
 ASTER—Sept. through April  
 BABY'S BREATH OR GYPSOPHILA—Sept. through Jan.  
 BACHELOR'S BUTTON OR CENTAUREA—Sept. through Jan.  
 BALSAM—Sept. through March  
 BEAN—SCARLET RUNNER—Feb. through May  
 BLUE LACE FLOWER—Sept. through Jan.  
 CALENDULA—Sept. through Jan.  
 CALLIOPIS—Sept. through Feb.  
 CANDYTUFT—Sept. through Feb.  
 CARNATION—Sept. through Dec.  
 CELOSIA (COCKSCOMB)—Jan. through June  
 COSMOS—March through May  
 CYNGLOSSUM OR CHINESE FORGET-ME-NOT—Sept. through March

## Kind of Flower—When to Sow Seeds\*

DAHLIA—March through April  
 DAISY—SHASTA—Sept. through Jan.  
 DELPHINIUM (PERENNIAL LARKSPUR)—Oct. through Nov.  
 DIANTHUS OR CHINESE PINKS—Sept. through March  
 GAILLARDIA OR BLANKET FLOWER—Any month of the year  
 GLOBE AMARANTH (GOMPHRENA)—Feb. through July  
 GOURD (ORNAMENTAL)—Feb. through May  
 HELIANTHUS OR ORNAMENTAL SUNFLOWER—Feb. through Aug.  
 HELICHRYSUM OR STRAWFLOWER—Sept. through March  
 HOLLYHOCK (INDIAN SPRING)—Aug. through Jan.  
 LARKSPUR—Nov. through Jan.  
 LINARIA—Sept. through Dec.  
 LUPINE—Sept. through Dec.  
 MARIGOLD—Feb. through May and again in Sept.

## Kind of Flower—When to Sow Seeds\*

MORNING GLORY—March through June  
 NASTURTIUM—Sept. through March  
 PANSY—Sept. through Dec.  
 PETUNIA—Sept. through June  
 PHLOX—Sept. through Feb.  
 POPPY—CALIFORNIA—Sept. through Jan.  
 PORTULACA OR SUN PLANT—Feb. through Aug.  
 QUEEN ANNE'S LACE—Sept. through Jan.  
 SALVIA—Sept. through June  
 SCABIOSA OR MOURNING BRIDE—Sept. through Dec.  
 SNAPDRAGON OR ANTIRRHINUM—Sept. through Dec.  
 STATICE—Sept. through Jan.  
 SWEET PEA—Sept. through Dec.  
 TITHONIA OR FLORIDA SUNFLOWER—Feb. through June  
 VERBENA—Any month of the year  
 VINCA OR PERIWINKLE—Any month  
 ZINNIA—Feb. through Aug.

See page 48 for complete list of flower varieties for Florida.

\* "Time to sow seed" indicated is for central and south Florida. In north Florida, many kinds will not withstand the winter cold, and this fact should be taken into consideration with reference to time of planting.

If interested in flowers write for "Kilgore's Flower Guide for Florida"

# BEANS

Our bean seed is high germinating, guaranteed western-grown stock, from the best western growing areas, all carefully milled, graded and fitted for the critical grower.

*See page 34 for details of the Kilgore method of handling seeds.*

**Culture of Green and Wax Podded Bush Beans.** Beans are grown on all types of soil in Florida, and are not very particular with reference to soil requirements. Beans are a very quick maturing crop, and are usually preceded or followed by other crops.

Spring planting in the southern and central part of the State begins January 1 and continues until April. Fall planting starts in August. For a fall crop, plant from the middle of August until the middle of October; for a main crop on the Florida East Coast plant from October to December. Sow seed in drills, 2 to 2½ feet apart, dropping a bean every 2 to 2½ inches, and cover 1½ to 2 inches deep. On muck soils apply 300 to 600 pounds of a 3-8-8 fertilizer mixture per acre. On sandy loam apply 1200 to 2000 pounds of a 4-7-5 fertilizer mixture per acre, making one application. Soil should be thoroughly prepared, and fertilizer put out from a week to ten days before planting. There is always a risk of the fertilizer burning and killing the vitality of the seed when both are put in at the same time.

For the control of insects and diseases of beans see page 53. In order to control soil diseases and get a better stand, it is always desirable to treat bean seed with "Sperguson Seed Protectant" at the rate of 2 ounces per bushel of seed before planting. (See pages 52 and 62.) This often means the difference between success and failure in getting a stand. For control of watery soft rot or white mold use Granular Aero Cyanamid.

Inoculate bean seed with Nitragin. This hastens maturity, increases yields and enriches the soil. (See page 69.)

The number of days to picking after each variety represents average results secured over a period of years under Florida growing conditions. These figures apply to plantings under normal conditions in Florida, and will vary somewhat in different sections, seasons, and on different soils. However, the number of days indicated will serve to show the relative maturity of different varieties.

## GREEN PODDED BUSH BEANS

Plant 3 pecks (45 lbs.) to 1 bushel (60 lbs.) per acre.

In the garden make four plantings at different times.

Plant ½ lb. to 100 feet of row at each planting for a family of 3 or 4 people.

Write for special prices on larger quantities



A typical row of Tendergreen Beans

**TENDERGREEN.** (50 days.) This variety is very popular due to its consistently high productivity and excellent shipping quality. Plants are large, erect, and thick-stemmed. The pods average about five inches in length, are attractive in appearance, being nearly straight, round, fleshy, dark green, entirely stringless, and of excellent quality.

¼ lb. 20c; 1 lb. 60c; 2 lbs. \$1.10, Postpaid

Not prepaid, 15 lbs. (pk.) \$4.70; 60 lbs. (bu.) \$17.70

**BOUNTIFUL.** (48 days.) An old favorite on many markets, especially in the east. A vigorous grower, very productive, with large, long, broad, flat, thick pods, slightly curved, of attractive light green color, stringless, tender, and of excellent quality when young.

¼ lb. 20c; 1 lb. 55c; 2 lbs. \$1.00, Postpaid

Not prepaid, 15 lbs. (pk.) \$4.30; 60 lbs. (bu.) \$16.20

**GIANT STRINGLESS GREEN POD.** (52 days.) Pods are round, somewhat constricted between seeds, long, meaty, and entirely stringless when young or old, of excellent quality, and a very heavy yielder.

¼ lb. 20c; 1 lb. 55c; 2 lbs. \$1.00, Postpaid

Not prepaid, 15 lbs. (pk.) \$4.10; 60 lbs. (bu.) \$15.30

**FULL MEASURE (Long Round Green Pod).** (52 days.) A prolific, entirely stringless, high quality bean. Pods are straight, long, round, and very fleshy. It is an excellent shipper, and of very attractive appearance.

¼ lb. 20c; 1 lb. 60c; 2 lbs. \$1.10, Postpaid

Not prepaid, 15 lbs. (pk.) \$5.00; 60 lbs. (bu.) \$18.90

**FLORIDA BELLE.** (48 days.) Especially well suited to muck. On such soils it is an enormous yielder. On sandy land plants have a tendency to grow too small, pods are too short and are inclined to be tough, papery and fibrous. It has been selected for resistance to rust and mildew, and for vigor, tolerance to heat and drouth and productivity. Pods are six to seven inches long, flat to slightly oval, straight, with a very attractive light green color.

¼ lb. 20c; 1 lb. 60c; 2 lbs. \$1.10, Postpaid

Not prepaid, 15 lbs. (pk.) \$5.00; 60 lbs. (bu.) \$18.90

**PLENTIFUL.** (50 days.) Plants more spreading in growth than Bountiful, and should be given a little wider spacing in the row. Somewhat more resistant to rust than Bountiful. The pods are longer, slightly thicker, and narrower than Bountiful, flat, straight, and of medium green color.

¼ lb. 20c; 1 lb. 55c; 2 lbs. \$1.00, Postpaid

Not prepaid, 15 lbs. (pk.) \$4.25; 60 lbs. (bu.) \$15.90

**STRINGLESS BLACK VALENTINE.** (48 days.) The plant is large, vigorous, erect and very prolific. The oval pods are nearly straight, dark green, entirely stringless, and of fine quality and delicate flavor. They retain their color and texture in shipping long distances. Very attractive in appearance, of high edible quality and a good shipper.

¼ lb. 20c; 1 lb. 55c; 2 lbs. \$1.00, Postpaid

Not prepaid, 15 lbs. (pk.) \$4.30; 60 lbs. (bu.) \$16.20

**CONTENDER (Mosaic Resistant).** (45 days.) A consistently early, high yielding, attractive appearing, excellent quality stringless bean, adapted for shipment to fresh markets as well as for processing. Plant is very vigorous and produces pods similar in color and general appearance to Black Valentine, although the Contender pods will average three-fourths of an inch longer, are slightly heavier and thicker, are round to oval, and have a tendency to curve slightly. Consistently an enormous yielder.

¼ lb. 20c; 1 lb. 55c; 2 lbs. \$1.00, Postpaid

Not prepaid, 15 lbs. (pk.) \$4.10; 60 lbs. (bu.) \$15.30

**TENDERLONG NO. 15 (Mosaic Resistant) (new).** (50 days.) A new variety developed by us through hybridization and selection. Plant grows erect and vigorous, holding pods well off the ground. Pods are round, thick, similar to Tendergreen but longer and straighter, entirely stringless and of excellent texture and quality. Our No. 15 strain of Tenderlong is mosaic resistant and has some tolerance to halo and common blight, which means higher yields of longer, straighter pods than with non-resistant strains and varieties of the Tendergreen type.

¼ lb. 20c; 1 lb. 60c; 2 lbs. \$1.10, Postpaid

Not prepaid, 15 lbs. (pk.) \$5.00; 60 lbs. (bu.) \$18.90

# BEANS

**WADE (B1515) (Mosaic Resistant) (new).** (48 days.) This new disease-resistant variety was developed by the U. S. Regional Vegetable Breeding Laboratory, Charleston, S. C. The vigorous plants are tall and hold the pods well off the ground. Because of the heavy foliage, the pods do not wind-scar as readily as do other varieties of this type. It is a fleshy, round podded bean of the Tendergreen type, but being mosaic resistant, it is a consistently higher yielder and produces longer, straighter pods than Tendergreen. The pods are of a dark green color and hold their green color exceptionally well in transit and on the market. Entirely stringless and little fiber. This bean is a dual purpose bean, good for market as well as for processing. Because of its long bearing season, high quality and disease resistance, it is highly recommended for home gardens. This variety possesses disease resistance, high yield, good quality, attractive appearance in color and length, and is a good shipper.

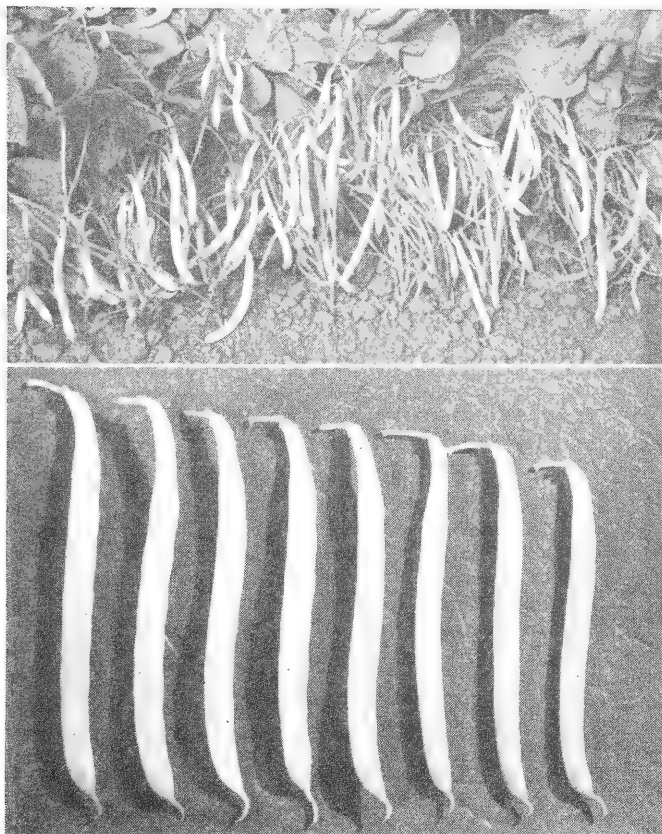
¼ lb. 20c; 1 lb. 60c; 2 lbs. \$1.10, Postpaid  
Not prepaid, 15 lbs. (pk.) \$5.80; 60 lbs. (bu.) \$22.20

## WAX PODDED BUSH BEANS

Plant 3 pecks (45 lbs.) to 1 bushel (60 lbs.) per acre.  
In the garden make four plantings at different times.

Plant ½ lb. to 100 feet at each planting for a family of 3 or 4 people.

Write for special prices on larger quantities.



Typical plants and pods of Cherokee (Valentine Wax) Beans

**CHEROKEE (VALENTINE WAX).** (50 days.) The plant of this variety of wax bean is large, vigorous, erect and exceedingly prolific. Very early and an enormous yielder of beautiful, attractive appearing, golden-yellow, long, thick oval pods, nearly straight, entirely stringless and of excellent quality. This wax bean won All-America honors in 1946 and is considered the best wax bean for Florida and the South.

¼ lb. 20c; 1 lb. 55c; 2 lbs. \$1.00, Postpaid  
Not prepaid, 15 lbs. (pk.) \$4.25; 60 lbs. (bu.) \$15.90

## GREEN PODDED POLE BEANS

Plant 2 pecks (30 lbs.) per acre.

In garden plant ¼ pound to 50 feet for a family of 3 or 4 people.

**Culture of Green Podded Pole Beans.** Pole beans are later in maturing than bush beans, but bear for a longer season, and are extremely productive, yielding more than bush beans, and also produce bigger pods. They are somewhat more tender than bush beans if harvested young. For best results, pole beans should be supported by wires or by good strong poles to keep them off the ground. Poles should be 8 to 9 feet above ground, and set firmly in the ground, in rows 3 to 4 feet apart, and three feet apart in the row. Plant three to four seeds around each pole. When plants are well established, thin to two or three plants to a pole. A better arrangement would be to place three or four poles tent-fashion at 3 ft. spacings in the row, and then thin to one plant at a pole. In order to keep pole beans bearing over a long season, it is important to keep them closely picked. Inoculate bean seed with Nitragin for best results. (See page 69.) In order to control soil diseases and get a better stand, it is always desirable to treat bean seed with "Sperguson Seed Protectant" before planting. (See pages 52 and 62.) Pole beans are more susceptible to mildew, rust and other foliage diseases than are bush beans, and therefore should be sprayed with Sulfocide or dusted with sulphur quite often. (See pages 53 and 62.)

Write for special prices on larger quantities.

**McCASLAN.** (65 days.) A very vigorous grower and heavy producer, unlike other varieties, producing from the ground up over a long season. The pods are dark green, eight inches long, large, flat, slightly curved, very thick and meaty, stringless, brittle and fine grained, and of excellent quality if harvested young. Because of the tremendously high yield of large, attractive pods, this variety has become the leading pole bean on the lower east coast of Florida for shipment to northern markets.

¼ lb. 20c; 1 lb. 55c; 2 lbs. \$1.00, Postpaid

Not prepaid, 15 lbs. (pk.) \$4.40; 60 lbs. (bu.) \$16.50

**U. S. NO. 4 OR 191 (WHITE KENTUCKY WONDER).** (63 days.) This variety was developed by the U. S. Department of Agriculture as a high yielding type of white-seeded Kentucky Wonder, resistant to certain forms of rust. Plant is vigorous, with dark green leaves. The pods are dark green, oval, straight, long, averaging from 8 to 9 inches, and exceedingly attractive in appearance. The pods are stringless in the marketable stage. This variety is exceedingly productive and very desirable for market or home use. Grown most extensively on the west coast of Florida for shipment to southern and northern markets.

¼ lb. 20c; 1 lb. 60c; 2 lbs. \$1.10, Postpaid

Not prepaid, 15 lbs. (pk.) \$5.00; 60 lbs. (bu.) \$18.90

**KENTUCKY WONDER (OLD HOMESTEAD).** (65 days.) This is a popular, vigorous, hardy, climbing or pole bean, early, and very productive over a long season. Pods are very long, ranging from eight to ten inches, curved, nearly round, with undulating surface. Though thick, they appear slender on account of their great length. Pods are meaty, very brittle, and of good quality if harvested young. The pods hang in large clusters from the top to the bottom of the vine, and can be gathered by the handful. Our strain has been selected for productivity, earliness and freedom from flat pods.

¼ lb. 20c; 1 lb. 55c; 2 lbs. \$1.00, Postpaid

Not prepaid, 15 lbs. (pk.) \$4.25; 60 lbs. (bu.) \$15.90

# LIMA BEANS

## BUSH LIMA BEANS

**Fordhook**—Plant 1 bushel (60 lbs.) per acre.

**Henderson**—Plant 1 to 2 pecks (15 to 30 lbs.) per acre.

In the garden make two plantings at different times. With **Fordhook** plant 1 pound to 100 feet or with **Henderson's** plant ½ pound to 100 feet at each planting for a family of 3 or 4 people.

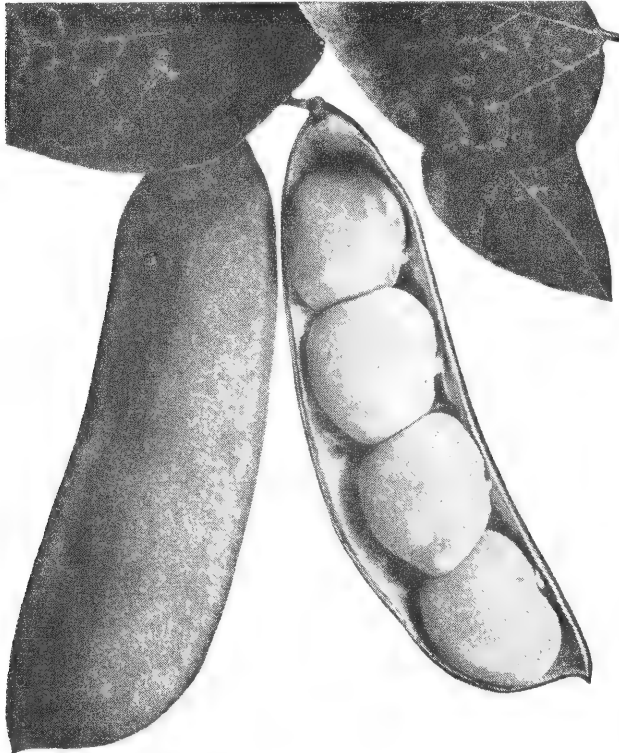
**Culture of Bush Lima Beans.** In general, cultural requirements of Bush Lima Beans are similar to those given for green and wax podded bush beans, but they need more room (see page 7). Lima beans are not so hardy as string beans, and the ground should be warm when planting the seed. Fertilizer should be applied at least ten days before planting. In order to control soil diseases and get a better stand, it is always desirable to treat lima bean seed with "Spargon Seed Protectant" before planting (see pages 52 and 62). This often means the difference between success and failure in getting a stand. Plant in rows three feet apart, dropping a bean every two or two and one-half inches in the row, covering an inch deep. Thin to stand 4 or 5 inches in the row.

Write for special prices on larger quantities.

**FORDHOOK 242.** (72 days.) This outstanding strain of the Fordhook variety was developed after many years by the United States Department of Agriculture, and in 1945 it was a Bronze Medal Winner and the top ranking vegetable in the All-America trials. It is an excellent continuous bearer, producing a very heavy early yield, and is especially suitable to Florida because of its outstanding ability to make a heavy set and yield under high temperature conditions when regular strains of Fordhook have a tendency to shed their bloom. Numerous tests all over the south have shown that Fordhook 242 outyields regular Fordhook by an average of from 50 to 85 per cent in different seasons. The plants are as tall as regular Fordhook, grow more erect and have a more open appearance. Pods average 3 to 4 inches long by 1 and 1½ inches wide and about ½ inch thick, and contain 3 to 4 thick beans. Green shell beans are very slightly smaller than regular Fordhook, have light green seed coats, and are of delicious, finely flavored edible quality. If you have not been successful in growing regular Fordhook in Florida by all means try Fordhook 242.

¼ lb. 20c; 1 lb. 55c; 2 lbs. \$1.00, Postpaid

Not prepaid, 15 lbs. (pk.) \$4.45; 60 lbs. (bu.) \$16.80



Typical pods of Fordhook 242



Fordhook-Concentrated

**FORDHOOK-CONCENTRATED** (75 days.) This highly bred strain has been developed for concentration of pods on the plant, making it easy to harvest, and for concentration in time of reaching maturity, practically all the beans maturing at one time, making successive harvests unnecessary. The plants are stocky, without tendrils and very prolific. Pods are dark green, very large, with thick fibrous walls giving them body for long distance shipments. Pods contain 3 to 4 large, very thick, plump beans of excellent quality.

¼ lb. 20c; 1 lb. 55c; 2 lbs. \$1.00, Postpaid

Not prepaid, 15 lbs. (pk.) \$4.45; 60 lbs. (bu.) \$16.80

**HENDERSON'S BUSH LIMA (Baby Lima).** (65 days.) An early variety, hardy and a sure cropper. The plants are small and very productive. The pods are small in size, very short and narrow, thin, flat, straight to slightly curved. The seeds are smaller and not as plump as Fordhook. This variety matures about ten days earlier than Fordhook. The plants are more prolific than Fordhook, but the seeds and pods are smaller.

¼ lb. 20c; 1 lb. 55c; 2 lbs. \$1.00, Postpaid

Not prepaid, 15 lbs. (pk.) \$3.85; 60 lbs. (bu.) \$14.40

## BUTTER OR GREEN SHELL BEANS

Used principally as Green Shell Beans, like Lima Beans

Old Florida Pole—Plant 1 peck (15 lbs.) per acre.

Old Florida Bush—Plant 1 to 2 pecks per acre.

In the garden plant 1 pound Bush to 100 feet, ½ pound Pole to 100 feet for a family of 3 or 4 people.

Write for special prices on larger quantities.

**OLD FLORIDA POLE.** (75 days.) Culture similar to Green Podded Pole Beans (See page 7). Plant is tall, vigorous, and very prolific over a long bearing season. Pods, borne in clusters, are of medium size, flat, containing an average of 3 medium-sized, flat seeds. Seeds are of buff color spotted with reddish brown. A dependable, prolific variety for Florida.

¼ lb. 20c; 1 lb. 55c; 2 lbs. \$1.00, Postpaid

Not prepaid, 15 lbs. (pk.) \$4.40; 60 lbs. (bu.) \$16.50

**OLD FLORIDA BUSH.** (Jackson Wonder) (65 days.) Culture similar to Bush Lima Beans. This variety is similar to Old Florida Pole, but produces a bush or dwarf plant. Plant is small to medium in size, spreading, with semi-runners resembling somewhat Henderson's Bush Lima. Pods are flat, containing 3 or 4 beans. The seeds are small, flat and of light buff color. It is earlier than Old Florida Pole, very prolific, drouth-resistant, a sure cropper and of good quality.

¼ lb. 20c; 1 lb. 55c; 2 lbs. \$1.00, Postpaid

Not prepaid, 15 lbs. (pk.) \$3.95; 60 lbs. (bu.) \$14.70

# B E E T

Plant 6 pounds per acre.

In the garden make three plantings at different times.

Plant 1 oz. to 100 feet of row at each planting for a family of 3 or 4 people.

**Culture.** Successful culture demands good soil, to which has been applied 600 to 1,200 pounds per acre of good standard vegetable fertilizer, 4-7-5 mixture. Plant seeds in rows 1½ to 2 feet apart and when 3 inches high thin to 3 or 4 inches apart in the row. In Florida, sow from latter part of September to March.

Prices quoted are postpaid

Write for special prices on larger quantities.

**EARLY BLOOD-RED MARKET (Asgrow Wonder).** (56 days.) One of the earliest and most uniform beets ever introduced. Roots very attractive in appearance, slightly flattened globe, smooth, with small tap root, of dark red color outside. Flesh of deep dark red, tender, and excellent quality. Our stock is the result of many years of breeding.

Pkt. 10c; oz. 15c; ¼ lb. 45c; 1 lb. \$1.50  
5 to 25 lbs. \$1.40 per lb.

**CROSBY'S EGYPTIAN (Improved).** (60 days.) This standard variety produces beets of uniform flattened globe shape, very much flattened at the top, of deep red color outside, with a deep purple color with little zoning inside. Sweet and tender.

Pkt. 10c; oz. 15c; ¼ lb. 45c; 1 lb. \$1.50  
5 to 25 lbs. \$1.40 per lb.

**DETROIT DARK RED.** (68 days.) A very desirable, globe-shaped beet, of dark red color, outside as well as inside, without white zoning; sweet and of excellent quality.

Pkt. 10c; oz. 15c; ¼ lb. 45c; 1 lb. \$1.50  
5 to 25 lbs. \$1.40 per lb.

## SWISS CHARD or SPINACH BEET

Plant 4 pounds per acre.

In the garden plant one packet to 25 feet of row for a family of 3 or 4 people.

**Culture.** Plant like beets in the fall, winter, or spring, in rows 2 feet apart, and thin to 12 or 15 inches in the row. Stalks may be cooked and served like asparagus, or the stalks and leaves may be cooked and served as greens like spinach.

**FORDHOOK GIANT.** (68 days.) An outstanding Swiss Chard growing to great size. The thick, fleshy, dark green leaves are much crinkled or savoyed, and the pearly white stems are very broad, thick, and fleshy. A very vigorous, hardy grower, producing high yields.

Pkt. 10c; oz. 15c; ¼ lb. 45c; 1 lb. \$1.50  
5 to 25 lbs. \$1.40 per lb.

**RHUBARB CHARD.** (60 days.) A Swiss Chard with stalks of rhubarb ruby-red color, which reddish color extends out through the veins into the rich dark green, heavily crumpled leaves.

Pkt. 10c; oz. 30c; ¼ lb. 85c; 1 lb. \$3.00  
5 to 25 lbs. \$2.90 per lb.

## SUGAR AND STOCK BEET

**Culture.** Plant 4 to 6 pounds per acre in rows 2½ to 3 feet apart, and thin to 6 inches apart in the row.

**SUGAR BEET, KLEIN WANZLEBEN.** (85 days.) This variety is the most valuable for sugar making and stock feeding.

Pkt. 10c; oz. 15c; ¼ lb. 35c; 1 lb. \$1.00  
5 to 25 lbs. 90c per lb.

**STOCK BEET, MAMMOTH LONG RED.** (80 days.) An enormous yielder and one of the very best for dairymen.

Pkt. 10c; oz. 15c; ¼ lb. 35c; 1 lb. \$1.00  
5 to 25 lbs. 90c per lb.



A typical head of Early Green Sprouting Broccoli  
**BROCCOLI**

Sow ¼ to ½ pound in seedbed to plant an acre.

In the garden plant 1 packet to 40 feet of row, or sow 1 packet in seedbed for 25 plants to set 40 feet of row for a family of 3 or 4 people.

**Culture.** In Florida, seed may be planted in seedbeds from September to January. Plants should be set in rows 3 feet apart, and 1½ to 2 feet apart in the row. When the main head is cut, thick stems form at the base of leaves on the stalk below. At the end of each branch a medium-sized green head develops. These small heads should be cut with 4 to 5 inches of stem, and tied in bunches for market.

**EARLY GREEN SPROUTING OR CALABRESE.** (55 days from plants.) This is the old standard extremely early variety of Broccoli which produces tall, erect, bushy plants, with an attractive dark, bluish-green color to the head. Forms a large, compact central head. After the central head is cut the side shoots send out small heads over a long season. The heads are not as solid or firm as DeCicco, but the color is a better, deeper green. An exceptionally high yielder in our trials, consistently producing higher yields than other strains of Broccoli.

Pkt. 10c; ½ oz. 20c; oz. 35c; ¼ lb. \$1.00; 1 lb. \$3.50  
5 to 25 lbs. \$3.40 per lb.

**TEXAS 107 (New).** (50 days from plants.) This new variety developed by the Texas Agricultural Experiment Station shows much promise as an exceedingly high yielding, early maturing variety. In numerous Florida trials in different sections of the State it consistently ranked tops in yield. Produces a medium size main head with a great number of good size side shoots. Individual bud formation in head and sprouts is excellent, they being of medium size and very tight and compact, slightly lighter green in color than Early Green Sprouting. The side shoots are very abundant, borne on thick stems. For extra early, high yield, this new variety can't be beat.

Pkt. 10c; ½ oz. 25c; oz. 40c; ¼ lb. \$1.15; 1 lb. \$4.00  
5 to 25 lbs. \$3.90 per lb.

## BRUSSELS SPROUTS

Sow ¼ pound in seedbed to plant an acre.

In the garden sow 1 packet in seedbed for 15 plants to set 25 feet of row for a family of 3 or 4 people.

**Culture.** Sow seed and cultivate exactly the same as cabbage, **LONG ISLAND IMPROVED.** (90 days from setting out plants.) Plants grow to a height of two feet. Stems are thickly set with small, firm, cabbage-like heads, 1½ inches in diameter, maturing small heads successively. Cooked and served like cabbage. Much more delicate in flavor than cabbage.

Pkt. 10c; ½ oz. 25c; oz. 45c; ¼ lb. \$1.40; 1 lb. \$5.00  
5 to 25 lbs. \$4.90 per lb.

# CABBAGE

Sow 6 ounces in seedbed to plant an acre or plant 12 ounces per acre in field.

For the garden, sow 1 packet in seedbed for 50 plants to set 60 feet of row for a family of 3 or 4 people.



A typical plant of Marion Market (Yellows Resistant) Cabbage

**Culture.** Cabbage is a heavy feeder and should be grown rapidly. For maximum yields on sandy loam soils 1500 to 2000 lbs. per acre of a 4-7-5 fertilizer mixture should be applied in the row a few days prior to setting plants. In addition, two or three side dressings of Nitrate of Potash or Nitrate of Soda should be made at three to four week intervals. You cannot grow a big, heavy crop of cabbage on a starvation ration. Where planted in seedbeds, which is the desirable and common practice, plant seed thin in drills 6 inches apart, cover  $\frac{1}{4}$  to  $\frac{1}{2}$  inch deep, using 6 ounces of seed for an acre of plants, and do not make the soil in seedbeds as rich as soil where plants are to be set. When seed is planted in the field, use 12 ounces of seed per acre. Make rows  $2\frac{1}{2}$  to 3 feet apart and set plants 12 to 18 inches apart in row, depending on variety and size of head you wish to produce. If you desire small heads, crowd the plants; for large heads, place further apart. For a winter crop of cabbage in Florida seed is planted in September and early October. For an early Spring crop plant in November or early December. For the control of cabbage insects and diseases see page 53.

To control downy mildew disease in cabbage seedbeds use Wettable Spergon Spray or Spergon Dust (See page 53). For the prevention of downy mildew and other cabbage diseases in the field use Dithane D-14 spray or Dithane dust. (See page 53.)

Our cabbage seed is grown in disease-free territory on the Pacific Coast where Black Rot has never been found by plant pathologists who inspect our seed growing fields each year. **We know our cabbage seed is free of Black Rot** and does not need to be treated with hot water which may impair the germination, vitality and longevity of the seed.

The number of days in parentheses after each variety indicates the relative number of days to secure marketable heads from setting out plants in the field or garden. From the time seed is sown until the plants are ready for the field or garden thirty to thirty-five days are usually required.

Prices quoted are postpaid.

Write for prices on larger quantities.

**EARLY JERSEY WAKEFIELD.** (62 days.) Our stock has been bred and selected especially for earliness. It is a week earlier than the old type Jersey Wakefield and is just as large. Very resistant to cold weather. The small, medium-sized, conical-shaped, pointed heads are very firm, of finest quality, and especially desirable for home use.

Pkt. 10c; oz. 25;  $\frac{1}{4}$  lb. 75c; 1 lb. \$2.50  
5 to 25 lbs. \$2.40 per lb.

**CHARLESTON WAKEFIELD.** (70 days.) The heads are larger and broader at the base, not quite so pointed and later in maturing than Early Jersey Wakefield. Of uniform size, very solid and of very desirable market quality. Very resistant to cold weather and premature seeding.

Pkt. 10c; oz. 25;  $\frac{1}{4}$  lb. 75c; 1 lb. \$2.50  
5 to 25 lbs. \$2.40 per lb.

**COPENHAGEN MARKET (Early Strain No. 86).** (68 days.) Our early strain of Copenhagen Market has become very popular in all the large important cabbage producing sections of Florida. It is short-stemmed, compact with very solid, round, medium-sized heads, having few outer leaves, thus facilitating close planting, very uniform in shape, and matures practically all at the same time. This uniform maturity is desirable from a marketing standpoint.

Pkt. 10c; oz. 25;  $\frac{1}{4}$  lb. 75c; 1 lb. \$2.50  
5 to 25 lbs. \$2.40 per lb.

**MARION MARKET (Yellows Resistant).** (75 days.) This is a late maturing, disease-resistant strain of Copenhagen Market, highly resistant to cabbage Yellows disease. Larger and coarser in growth than Copenhagen Market but makes somewhat heavier yields than Copenhagen Market, with large, firm, solid heavy heads with leaves slightly blue-green in color. Will produce a normal crop and heavy yield on Yellows infested soil where non-resistant varieties will fail. We have an improved, true to type strain of this popular variety.


Pkt. 10c; oz. 25;  $\frac{1}{4}$  lb. 75c; 1 lb. \$2.50  
5 to 25 lbs. \$2.40 per lb.

**MIDSEASON MARKET.** (75 days.) As a result of some trial plantings made in the Everglades muck and elsewhere in Florida, this variety shows much promise. Our strain is uniform as to type and time of maturity, cutting over 50% perfect heads at the first harvest when seeded in the field. The heads are of medium size, hard, globe-shaped on short stems. Leaves are dark green, thick and leathery, making this variety hardy and resistant to cold damage, and also making it a good shipper in bags, the heads not being bruised so readily as other varieties. Of crisp texture and good quality.

Pkt. 10c; oz. 25;  $\frac{1}{4}$  lb. 75c; 1 lb. \$2.50  
5 to 25 lbs. \$2.40 per lb.

**RESISTANT COPENHAGEN MARKET (Yellows Resistant) (New).** (70 days.) With the increased interest in cabbage Yellows Resistance in Florida, which Cabbage Yellows Disease has now been found in certain north Florida soils, and for which disease there is no control, the only way to combat it being by planting Yellows Resistant strains or varieties, we are this season offering for the first time a resistant strain of Copenhagen Market which can be successfully grown in Yellows infested soils where non-resistant varieties or strains would be a failure. Our strain of Yellows Resistant Copenhagen Market is slightly later than our regular Copenhagen Market (Early Strain No. 86). In other general characters it is similar to our regular Strain 86, it producing uniform, medium size, round, hard firm heads, bright to dark green in color, maturing practically all at one time. A most desirable strain of Copenhagen Market to grow as insurance against the dreaded "Cabbage Yellows Disease."

Prices: Pkt. 10c; oz. 45c;  $\frac{1}{4}$  lb. \$1.40; 1 lb. \$5.00;  
5 to 25 lbs. \$4.90 per lb.



A comparison of our Extra Early varieties

1. Early Jersey Wakefield. 2. Charleston Wakefield. 3. Early Copenhagen Market. (Early Strain No. 86.)





Three popular round-headed cabbage varieties. From left to right: Golden Acre, Early Glory of Enkhuizen, Savoy-Chieftain.

**GOLDEN ACRE.** (64 days.) An extremely early, small to medium-sized round-headed cabbage of the Copenhagen Market type, but considerably earlier than most stocks of Copenhagen Market. Our strain of this variety heads up very uniformly and is exceptionally well bred.

Pkt. 10c; oz. 25; ¼ lb. 75c; 1 lb. \$2.50  
5 to 25 lbs. \$2.40 per lb.

**EARLY GLORY OF ENKHUIZEN.** (72 days.) A splendid medium-early, round-headed type. Somewhat similar to Copenhagen Market, but slightly later, larger, with a darker green color, and a heavier yield. The heads are protected by large, thick, overlapping wrapper leaves, thus resisting cold damage. Heads are very solid, of medium size, and of excellent shipping and market quality. An improved early maturing strain of the old Glory of Enkhuizen.

Pkt. 10c; oz. 25; ¼ lb. 75c; 1 lb. \$2.50  
5 to 25 lbs. \$2.40 per lb.

**EARLY ROUND DUTCH.** (71 days.) A hardy, and dependable variety of round-headed cabbage. Heads are firm and of high quality. Plants vigorous, small, and compact, with erect leaves and short stems. Suitable for close planting, but must be fertilized more heavily if planted close in order to produce size. Very slow to bolt or produce "seeders" and withstands cold weather better than any other early round-headed variety. Especially well suited for muck land production.

Pkt. 10c; oz. 25; ¼ lb. 75c; 1 lb. \$2.50  
5 to 25 lbs. \$2.40 per lb.

**STEIN'S EARLY FLAT DUTCH.** (90 days.) This is an old standard, hardy, winter variety. It produces a very large-sized plant, spreading in growth, with few large, broad outer leaves. The head is of large size, flat, and very solid.

Pkt. 10c; oz. 25; ¼ lb. 75c; 1 lb. \$2.50  
5 to 25 lbs. \$2.40 per lb.

**SAVOY-CHIEFTAIN.** (90 days.) Savoy cabbage is commonly called "curly leaf" or "curly" cabbage. It has a distinct flavor which is favored by many people. The plant is of large growth. The large, rich, dark green leaves are uniformly wrinkled or savoyed and curled. The heads are medium in size, hard, and stand a long time without bursting. The best variety of the savoy type for Florida.

Pkt. 10c; oz. 35c; ¼ lb. 95c; 1 lb. \$3.30  
5 to 25 lbs. \$3.20 per lb.

**RED ACRE.** (72 days.) This variety fills a long felt need in being the only red cabbage that matures very early for a red, only a few days later than Early Copenhagen Market. The plant is small, compact and makes good-sized round, hard, deep red colored heads. Very uniform as to type. Especially desirable for muck land production in Florida.

Pkt. 10c; oz. 35c; ¼ lb. \$1.00; 1 lb. \$3.50  
5 to 25 lbs. \$3.40 per lb.

## CHINESE CABBAGE

Also known as Celery Cabbage, although it is not a true cabbage, and grows more like a Cos or Romaine lettuce.

Plant 1 pound per acre.


In the garden make two plantings at different times.

Plant 1 packet to 40 feet of row at each planting for a family of 3 or 4 people.

**Culture.** This is distinctly a cool-weather plant and should not be planted for a spring or summer crop, because it quickly bolts to seed in hot weather. It should be planted only for a late fall and winter crop. Seeds should be planted in 2½ to 3 foot rows where the crop is to mature, thinning out as the plants develop to stand 8 to 12 inches in the row. May be started in seedbed and transplanted like cabbage, but usually does better when started in the field or garden where crop is to mature. If started in seedbed, only half as much seed is required as for field or garden planting. Chinese Cabbage makes excellent cole slaw. It may also be boiled like ordinary cabbage. It is a very tender, healthful vegetable and very nutritious and digestible.

**MICHILHI (Pekin Celery Cabbage).** (70 days from seed planting in field or garden to edible stage.) This strain surpasses all other varieties of Chinese Cabbage. It is sure headed, maturing uniformly into long, slender, very firm, well blanched, crisp, tender, and sweet heads, readily saleable in any market. It is slightly more vigorous and darker green than other strains, and the heads are more uniform, and it is slower to bolt to seed than Chihili and other strains of Chinese cabbage. The heads become 18 to 20 inches tall, 3½ to 4 inches thick, tapered near the tip, solid, sweet and tender.

Pkt. 10c; oz. 40c; ¼ lb. \$1.15; 1 lb. \$4.00  
5 to 25 lbs. \$3.90 per lb.



Michihli (Pekin Celery Cabbage)

# CANTALOUPE

Plant 1 to 2 pounds per acre.  
In the garden plant 1 packet to 50 feet of row for a family of 3 or 4 people.



Smith's Perfect (Florida Golden Dew) Cantaloupes

**Culture.** General cultural requirements, diseases and insects and their control, similar to those of cucumber. (See page 16.) Plant in hills 4 by 5 feet apart, dropping 5 to 6 seeds to a hill. Place fertilizer, 4-7-5 mixture, around the hill and make second application when the vines start to run. Thin out to two plants to the hill when 4 inches high. May be planted in 5 foot rows, thinning plants to 2 feet between every 2 plants in the row. For an earlier melon crop and to get ahead of the melon worms, use **Hotkaps**. (See page 75.)

The number of days after each variety represents the time from seed planting to first picking under average spring conditions in Florida.

Prices quoted are postpaid.  
Write for special prices on larger quantities.

**SMITH'S PERFECT (Florida Golden Dew).** (90 days.) This melon was originated in the West Indies. It makes a good, strong, vigorous vine growth, with thick, hard, tough upturned leaves. The tough leaves withstand wind and cold damage. This variety is very resistant to downy mildew disease commonly called blight or rust, and also resists aphids. It is a very good commercial type, making medium size fruits (averaging about 4 lbs. each), very heavy for their size, round in shape but slightly flattened at the stem and blossom ends, covered with a fine netting, free of ribbing, with a tough rind, making it a good shipper and market melon. The fruits have a greenish rind, which upon ripening turns to a beautiful greenish-yellow. As the fruits ripen they produce a delicious melon odor. For market, it is best to harvest them a little on the green side just as they begin to turn yellow. The flesh is firm, very thick, with a small seed cavity, of attractive deep orange or salmon color, and has a most delicious flavor. No other cantaloupe or muskmelon can compare with this variety in delicious edible quality. The fact that this variety is highly resistant to downy mildew and to aphids, makes it easier and cheaper to grow, and also makes for higher quality fruit. To get melons ten days to two weeks earlier use **Hotkaps** (see page 75) and plant two weeks earlier than usual.

Pkt. 10c; oz. 30c; ¼ lb. 85c; 1 lb. \$3.00; 5 to 25 lbs. per lb. \$2.90

**HALE'S BEST, JUMBO STRAIN.** (78 days.) A large fruited strain of Hale's Best, grown very extensively in Georgia and other southeastern states. Fruits are oval in shape, showing some trace of ribbing, with heavy coarse netting, and average about 4 to 5 pounds in weight. Flesh thick, with relatively small seed cavity, deep orange in color, very sweet and of excellent quality.

Pkt. 10c; oz. 20c; ¼ lb. 60c; 1 lb. \$2.00; 5 to 25 lbs. \$1.90 per lb.

**HALE'S BEST, No. 36.** (75 days.) An improved strain of Hale's Best, developed for uniformity in shape and complete netting. Fruits are round in shape, with very heavy, coarse netting, and average about three pounds in weight. Flesh thick, with small seed cavity, deep salmon in color, very sweet and of fine quality. Excellent for shipping.

Pkt. 10c; oz. 20c; ¼ lb. 60c; 1 lb. \$2.00; 5 to 25 lbs. \$1.90 per lb.

**BANANA.** (95 days.) A vigorous growing, hardy variety, which produces a high yield over a long season. Fruits smooth, slender, averaging 14 inches in length, three to five inches in diameter, weighing about 8 lbs., tapering at both ends, shaped somewhat as the name indicates. Lemon colored skin when mature with salmon colored flesh, of delicious eating quality.

Pkt. 10c; oz. 20c; ¼ lb. 60c; 1 lb. \$2.00; 5 to 25 lbs. \$1.90 per lb.

# CAULIFLOWER

Sow 4 ounces in seedbed to plant an acre  
In the garden sow one packet in protected seedbed for thirty plants to set 50 feet for a family of 3 or 4 people.

No crop is affected more in its behavior by weather and soil conditions than is cauliflower. Because of the frequent spells of hot weather and high humidity during the winter months in Florida, which are not conducive to good cauliflower production, it has been difficult to produce this crop to perfection with ordinary varieties and strains of cauliflower seed. We have been working many years in an endeavor to secure strains of cauliflower which will do well under Florida climatic and soil conditions. As a result, we have found and are now offering strains which are particularly well suited to high temperature and humidity conditions.

**Culture.** We recommend starting plants in well prepared seedbeds where conditions provide for continuous rapid growth. A cauliflower plant which has once been checked or stunted in growth will never produce a large, well formed head. Plant in seedbeds from September to December and cultivate the same as cabbage, spacing 2½ to 3 feet between rows and 18 to 24 inches in the row. Cauliflower needs a rich soil and plenty of moisture. Just as soon as the head develops to the size of a walnut, it is very important to draw the outer leaves over the head and tie with soft cord to produce attractive, pure white, solid heads.

Our cauliflower seed is grown in disease-free territory on the Pacific coast where Black Rot has never been found by plant pathologists who inspect our cauliflower seed growing fields each year. We know that our cauliflower seed is free of Black Rot and does not require hot water treatment which may impair the germination, vitality and longevity of the seed.

The number of days in parentheses after each variety indicates the number of days to produce edible heads from setting out plants in the field or garden.


Prices quoted are postpaid.  
Write for special prices on larger quantities.

**SUPER SNOWBALL.** (55 days.) This is a very early maturing strain of the Snowball type, which, because of the curled formation of the leaves over the head protects it from the sun and from freezing. The dwarf, compact plants are strong, vigorous, with many short, large, round, broad, heavy, spreading, light green leaves, and a short stout stem. The heads are broad, large, smooth, solid, pure white in color, and exceedingly uniform; under proper growing conditions, producing over 90% grade one heads. Highly recommended as an early winter crop, to mature in cold weather.

Pkt. 25c; ½ oz. \$1.00; oz. \$1.75; ¼ lb. \$5.25  
1 lb. \$20.00

**SNOWDRIFT.** (62 days.) This is one of the surest headers known, and is especially well adapted to withstand the hot, humid climatic conditions prevalent in Florida. The vigorous plants grow larger and taller than Snowball, are more compact and upright in growth with long, tall, rather narrow, elliptical shape, erect growing, dark green leaves, which protect the head or curd in its early growth. The large, snow-white, attractive heads are very deep, heavy, and firm or solid, even under relatively hot, humid growing conditions, making this an ideal variety for early spring production in Florida. Very free of leafy and ricy heads. A most desirable type for long distance shipment.

Pkt. 25c; ½ oz. \$1.00; oz. \$1.75; ¼ lb. \$5.25  
1 lb. \$20.00



Snowdrift Cauliflower

For Best Results Plant Kilgore's "Bred-Rite" Seeds

# CARROT

Plant 4 pounds per acre.

In the garden make three plantings at different times.  
Plant 2 packets to 100 feet of row at each planting for a family of 3 or 4 people.

**Culture.** Sow in good, deeply worked, fine, loose soil, enriched with 800 to 1200 pounds per acre of a good vegetable fertilizer, in drills 1½ to 2 feet apart, and cover seed ¼ to ½ inch deep. When 2 inches high, thin out to 2 to 3 inches apart. Carrots can be planted in Florida from August to March.

Prices quoted are postpaid.

Write for special prices on larger quantities.

**DANVERS HALF LONG.** (75 days.) Our stock of this variety is half stump or semi-pointed, from 6 to 7 inches in length from the crown to the tip. The shoulder at the crown is from 1½ to 1¾ inches thick, and tapers uniformly to a thickness of about ¾-inch just where the root begins to taper to the tip. The tops are a little larger than those of Chantenay, and the crown is flat without a depression. The roots are smooth and attractive in appearance.

Pkt. 10c; oz. 20c; ¼ lb. 50c; 1 lb. \$1.75  
5 to 25 lbs. \$1.65 per lb.

**IMPERATOR.** (77 days.) The roots range from 7 to 8 inches in length, with a shoulder diameter of 1¼ to 1¾ inches, smooth, uniformly tapered to a semi-blunt end, deep rich orange color, both exterior and interior with comparatively inconspicuous core. The flesh is of rich orange color, extending to the center of the root, with an indistinct core; fine grained, tender and of excellent quality. The tops are of medium size, but strong enough for good bunching. For shipping quality, attractiveness and popularity in the market, Kilgore's Bred-Rite strain of Emperor is superior to other long-rooted varieties.

Pkt. 10c; oz. 20c; ¼ lb. 50c; 1 lb. \$1.75  
5 to 25 lbs. \$1.65 per lb.



Emperor Carrot

*Developed to meet the need for a better market type.*



Comparison of root characteristics of carrot varieties. **From left to right:** Emperor, Nantes (Coreless), Danvers Half Long, Red Core Chantenay.

**RED CORE CHANTENAY.** (72 days.) This is an improved type of Chantenay. The roots are tapered, less stump rooted, and slightly longer than the old Chantenay, averaging about 6 inches. The interior is solid orange-colored without the usual lemon color in the core. The flesh is very tender and sweet, which with the excellent outside color and shape combines to make this variety exceptionally valuable for the market.

Pkt. 10c; oz. 20c; ¼ lb. 50c; 1 lb. \$1.75  
5 to 25 lbs. \$1.65 per lb.

**NANTES (Coreless, Touchon).** (70 days.) We have the true type, which is long and cylindrical, about 5½ to 6½ inches long and 1 to 1½ inches thick, very stump rooted with a small rat tail. The color is clear orange-red and the core is rather undefined, being of the same color as the flesh so that it is called "Coreless." The tops are small and short, but heavier than ordinary stocks of Nantes, and the root is very fine-grained, tender, delicate, sweet and of highest edible quality. An excellent high quality variety for the home garden and local market.

Pkt. 10c; oz. 20c; ¼ lb. 50c; 1 lb. \$1.75  
5 to 25 lbs. \$1.65 per lb.

**LONG ORANGE, IMPROVED.** (86 days.) Our stock is the true thick-shouldered strain of Long Orange, 1¾ to 2 inches thick at the shoulders, 10 to 12 inches long, and tapering in a straight line to the tip. The tops are rather large. Popular in sections of Florida where a smooth, reddish-colored, long-rooted carrot is desired.

Pkt. 10c; oz. 20c; ¼ lb. 50c; 1 lb. \$1.75  
5 to 25 lbs. \$1.65 per lb.

**YELLOW BELGIAN (Stock Carrot).** (95 days.) The giant among carrots. Grown exclusively for stock, very large, 12 inches long from crown to tip, and 2½ inches thick at shoulder. Pale yellow skin and flesh. Hardy, heavy yielder and very nutritious for stock.

Pkt. 10c; oz. 20c; ¼ lb. 50c; 1 lb. \$1.75  
5 to 25 lbs. \$1.65 per lb.

# CELERY

Sow  $\frac{1}{2}$  pound in seedbed to plant an acre.  
For the garden sow 1 packet in a well-protected seedbed for 150 plants to set 50 feet of row for a family of 3 or 4 people  
Prices quoted on celery seed are postpaid. Write for special prices on larger quantities.



Typical plants of Green Florida Pascal Celery ready for packing in Howard crates.

## CULTURE OF CELERY

First sowings in Florida are made the latter part of June and continue to December. The main sowings for a winter crop are usually made in July or early August, and for the spring crop, grown principally on muck, they are usually made in October and early November. Celery seed is always planted in protected seedbeds. The soil must be put in perfectly fine condition and made into beds 4 to 6 or more inches high, to prevent overflow in case of heavy rains. When in condition—thoroughly and finely pulverized, well fertilized at least 10 days before sowing seed, moist, and made perfectly smooth and level—sow the seed broadcast or in rows 6 inches apart, using 1 pound of seed to from 125 to 150 yards of bed 3 feet wide. The seed should be barely covered with soil.

We recommend use of burlap or white muslin as a cover over the seedbed stretching it on a tent-shaped or slanting frame built over the seedbed, with the sides about 12 inches from the ground to provide ample circulation of air. This seedbed cover will serve as a shade and also break the force of heavy rains. After the seed is sown, it is desirable to sprinkle with cool water by means of hand sprinkling pots with a very fine spray in order to keep the soil cool and moist, which tends to increase the germination of celery seed during the hot summer months. With surface irrigation, fresh cool water should be circulated continuously around the beds. For the control of insects and diseases of celery see page 53. For the control of pink rot of celery use Granular Aero Cyanamid.

When plants in seedbed are 6 inches high, transplant to the field in double rows 3 to  $3\frac{1}{2}$  feet apart, with 7 inches between the double rows, and set the plants 4 to 5 inches apart in the row. The plants may be set in single rows 3 feet apart, allowing 4 to 5 inches between plants in the row. The Pascal varieties should always be planted at least 6 inches in the row. To grow fine celery, a large supply of moisture and fertilizer is essential from the time the seed is sown in the seedbeds until the crop is ready for harvest.

The number of days in parentheses after each variety indicates the relative number of days to marketable stage or harvest from setting out plants in the field or garden. It usually requires about seven or eight weeks to grow plants large enough to be set in the field.

In May and June, at the beginning of the celery seed planting season in Florida each year, we test samples of all our celery seed in our laboratory germinator, and also in outdoor seedbeds at Sanford and Plant City, and the germination is printed on every package of celery seed so our customers will know how much to plant in order to secure a satisfactory stand in the seedbed.


**GREEN FLORIDA PASCAL.** (125 days.) A very vigorous, compact-growing variety, with large, broad, rounded, heavy, dark green leaves, and with broad, semi-round, medium-long, exceedingly thick, very meaty, solid, smooth, glossy, attractive appearing ribs. The ribs or petioles will average from  $7\frac{1}{2}$  to 8 inches to the first joint and plants will range from 20 to 23 inches overall. It develops a much better heart than other varieties of the Green Pascal type. The ribs or stalks are of ideal edible quality, being tender, brittle, stringless, and crisp. Even the outermost stalks possess an unsurpassed flavor and are surprisingly rich and nutty. Our Florida Pascal strain has been developed for smooth glossy ribs (free of ridging), for a high rib count per plant, and a taller and more compact growth, and better heart formation than other strains of Green Pascal.

This stock is not subject to premature seeding, and can be grown at any time during the fall, winter or spring in Florida. It is important not to cut this variety too soon, as it requires 2 to 3 weeks more time in the field than varieties of the Golden type, but will outyield the Golden type 40 to 50 per cent. The yield and quality are materially cut down if harvested too soon. Set plants of this variety at least 6 to 7 inches apart in the row for large sizes and heavy yields. The seeds of green Pascal are larger than Golden type celery, and therefore seed of this variety should be planted about 25% to 50% heavier by weight than other varieties in order to get the same stand.

Pkt. 15c;  $\frac{1}{2}$  oz. \$1.00; 1 oz. \$1.50  
 $\frac{1}{4}$  lb. \$4.00; 1 lb. \$15.00

**SUMMER PASCAL (Waltham Strain or California Pascal).** (115 days.) This is the earliest maturing of all the green Pascal varieties. The Waltham strain was developed by the Waltham, Mass., Agricultural Experiment Station for a rapidly growing green Pascal type of celery with long, upright growing, compact ribs or petioles, making a very attractive appearing celery for the markets. The ribs are very thick and semi-rounded, but not quite as smooth as our regular strain of Green Florida Pascal, although the Waltham strain will mature about a week earlier, and make an enormous yield of large sizes. This strain must be cut promptly when ready or it will tend to go down, and won't hold up in the field after mature as well as Green Florida Pascal. Because of its long, compact upright growing ribs or petioles, this strain is becoming very popular in California, and therefore is referred to as "California Pascal."

Pkt. 15c;  $\frac{1}{2}$  oz. 85c; oz. \$1.35;  $\frac{1}{4}$  lb. \$3.40; 1 lb. \$12.50



Part of a typical row of Florida Golden No. 15 Celery

**FLORIDA GOLDEN NO. 15.** (115 days.) After many years of breeding, selecting, and testing by our breeding department, we introduced this improved variety. It is intermediate between the Old Golden and Special or Golden Plume types, possessing the desirable characteristics of both types. It is recommended especially for a Florida mid-winter crop because it withstands cold weather better than most varieties of the Special or Golden Plume type. Our Improved stock has been selected for uniformly long, thick, round ribs, large full hearts of rich golden yellow color, and for heavy yields of good sizes. The ribs average eight to ten inches in the first joint, are not thin and flat, but are rounded and exceptionally thick. The plants range from 21 to 24 inches over all, making a most attractive pack. This is one of the best varieties for a mid-winter crop in Florida.

Pkt. 15c; ½ oz. \$1.00; 1 oz. \$1.50; ¼ lb. \$4.00;  
1 lb. \$15.00

## COLLARD

Sow ¼ pound in seedbed to plant an acre, or plant ½ pound per acre in field.

For the garden make two sowings at different times. Sow 1 packet in seedbed for 35 plants for each planting to set 50 feet of row, or plant one packet in 50 feet of row at each planting for a family of 3 or 4 people.

**Culture.** Collard is an old standby for winter greens all over the South. May be started in seedbeds or seed may be planted direct in the field, in rows 2½ to 3 feet apart, with plants 14 to 18 inches apart in the row. Use about 1200 pounds of a 4-7-5 fertilizer per acre before setting plants. Collard can be planted every month of the year in Florida, but it grows best and produces the highest edible quality during cool weather. This vegetable should be included in every Florida family garden, as it is very hardy, easy to grow and will furnish an abundance of greens, high in health-producing vitamins.

The number of days in parentheses after each variety indicates the number of days from setting out plants to harvest. It requires about a month in the seedbed to get plants from seed sowing to transplanting stage.

Prices quoted are postpaid.

Write for special prices on larger quantities.

**GEORGIA OR SOUTHERN.** (50 days.) A non-heading type of the cabbage family, very extensively grown for greens in home and commercial gardens in Florida. Plant grows from two to three feet tall, is erect and spreading, with many large, undulated leaves on a white stem. Withstands cold as well as heat, and adverse soil conditions. A high yielding hardy type, of excellent quality when cooked. This is the old standard variety for Florida and the South, and is used more extensively than any other variety.

Pkt. 10c; oz. 15c; ¼ lb. 35c; 1 lb. \$1.00  
5 to 25 lbs. 90c per lb.

The supply of all Collard seed is very short until summer of 1953.

**LOUISIANA SWEET (Dark Green Strain).** (50 days.) Unlike other Collards the leaf blades develop from the base up the entire length of the leaf-stem, making a very attractive, heavier-foliaged type. The plant has been bred to develop a deep, compact, rosette center with a large mass of thick, tender, dark green leaves entirely free of purple or red color.

Pkt. 10c; oz. 15c; ¼ lb. 35c; 1 lb. \$1.00

5 to 25 lbs. 90c per lb.

**VATES.** (55 days.) This variety of collard was developed by Dr. M. M. Parker, Horticulturist and Vice Director of the Virginia Truck Experiment Station at Norfolk, Va.

It makes a very large, vigorous, rather low growing plant, not subject to wind damage, with very large, broad, heavy, thick leaf blades, the leaf blade developing from the base of the short stem or petiole. The leaves are smooth with an attractive deep, dark green color, the stems and leaves never turning yellow or purplish even in the coldest weather or on poor soils. It retains this deep green color in shipment and on the markets. It ships and holds up, retaining a fresh appearance, much longer than other varieties. It is an enormous yield, large growers in the Norfolk area claiming they average 700 bushels per acre, and as high as 1000 bushels per acre have been secured. It is very slow to bolt to seed in cold or hot weather. It is exceedingly uniform as to plant type and free of mixture, our stock having been grown direct from the originator's most recent selection. In quality it is claimed to be superior to any of the old standard varieties.

Pkt. 10c; oz. 15c; ¼ lb. 35c; 1 lb. \$1.00

5 to 25 lbs. 90c per lb.

**FLORIDA SAVOY (Long Stem).** For cropping and bunching.

(50 days.) This distinctly new variety was developed in Florida from the old True Georgia by many years of continuous selection for a type of slow seeding, uniform, true to type collard that would produce a heavy crop of leaves continuously over a long season. The plant grows very tall, and the large, rich green, heavy lower leaves with long stems can be cropped and bunched for market every ten days or two weeks throughout the season. The plant makes an enormous yield of very large, thick, heavy, beautiful, slightly savoyed or curly leaves which are very tender and have an exceptionally sweet taste. For maximum yields, successive harvests of the large, heavy leaves as they develop up the stem should be made and tied in bunches, this variety not being adapted for harvesting the whole plant unless harvested very young. Every Florida collard grower should plant this new heavy yielding, attractive appearing, high quality variety.

Pkt. 10c; oz. 15c; ¼ lb. 35c; 1 lb. \$1.00; 5 lbs. 90c per lb.



Florida Savoy (Long Stem) Collard, showing immense size of leaves

# CUCUMBER

Plant 2 pounds per acre.

In the garden plant 1 packet to 50 feet of row for a family of 3 or 4 people.

**Culture.** Rich, moist, sandy loam soil is the best for growing cucumbers. The soil should be well fertilized with a good vegetable fertilizer such as a 4-7-5 mixture applied at the rate of 1200 lbs. to a ton per acre a week or ten days before planting. The early "cukes" bring the money, and to get them early you must figure on protecting them with troughs, because they are sensitive to cold, and sometimes the slightest frost will ruin the crop. Fall plantings are made in late August and in September. Spring planting in Florida begins early in January and continues through February. Plant in rows 5 to 6 feet apart, 6 inches apart in the row, and thin to 1 or 2 feet between every two plants in the row. Sometimes it is difficult to get a stand early if the ground is wet and cold, as the seed will rot before it germinates. Frequently two or three plantings have to be made to get an early stand. In fact, many successful growers make three or four plantings side by side, in the same field, at intervals of four to five days so that in case of frost or some disaster to the planting that is already up, there is another stand of seed just ready to come out of the ground, which would mean a gain of six to ten days as compared to planting over again. The time gained by several plantings might mean hundreds of dollars in extra profits by securing earlier maturity, as compared to planting over. A row of oats planted between every two rows of cucumbers makes a good windbreak.

Cucumbers are pollinated by either hived or wild bees. In isolated locations it is always desirable to provide a strong hive of bees in cucumber fields in order to insure perfect pollination and a good set of fruits. The bees should not be placed in the field until the cucumbers begin to blossom, in order to provide food for the bees so they will remain in the cucumber fields. Without proper pollination the cucumbers are deformed, or at least a large percentage of bottlenecks and nubbins are produced, and a small set of fruits develops, due to lack of bees to facilitate proper pollination of the female blossoms with pollen carried by the bees from male blossoms.

For the control of insects and diseases of cucumbers see page 54. To control angular leaf spot treat seed with mercuric chloride. (See page 52.) The best control for downy mildew, sometimes called "rust," is Dithane D-14 spray or Dithane dust. (See page 54.) The most effective and safest control for aphids and some other cucumber insects is Isotox spray or Kilgam dust. (See page 54.)

For an earlier cucumber crop and as a protection against beetles, use **Hotkaps**. (See page 75.)

For **dill** to make cucumber pickles see page 20.

The number of days after each variety represents the time from seed planting to first picking under average spring or fall conditions in Florida.

Prices quoted are **postpaid**.

Write for special prices on larger quantities.

**EARLY GREEN MARKET (MARKETER).** (50 days.) This variety comes from a cross of Straight 8 and A and C type. It produces a cucumber similar in shape and size to Straight 8, but it holds its dark green color much better, especially in late spring. It averages about 8 inches in length, and is especially desired by the eastern and southern markets where a medium size cucumber is preferred. It is particularly admired for the neat appearance and uniformity of its many fruits, which are of an exceptionally rich, uniform, dark green color down to the blossom end. It seems to stand heat of late spring better than other varieties. Exceedingly prolific, throwing an exceptionally large number of female blossoms per plant. The fruits are exceptionally uniform in size, shape and color, with practically no jumbos or oversize even when not harvested for several days. It will average over 90 per cent fancies. Buyers pay a premium for this cucumber, when other varieties go begging at lower prices.

Pkt. 10c; oz. 25c; ¼ lb. 65c; 1 lb. \$2.25  
5 to 25 lbs. \$2.15 per lb.



A field and typical fruits of Early Green Market Cucumbers at Fort Myers, Florida




Packing Early Green Market Cucumbers on a farm in the Plant City section of Florida

**CUBIT.** (42 days.) Cubit is a very popular variety of cucumber because of its outstanding good qualities. The plants are very prolific, earlier than A and C and Colorado varieties. The smooth fruits are of dark green color, and average about 8½ inches in length, are cylindrical in shape with blunt ends, without any taper, and with a very small seed cavity making them ideally adapted for slicing. They hold their color, crisp texture and fresh quality well in shipping and on the market. This variety makes the most uniformly beautiful shaped cucumber of any variety. This uniformly attractive appearing, high quality, early maturing, and good shipping and keeping variety is rapidly gaining favor as it becomes better known among commercial cucumber growers of Florida.

Pkt. 10c; oz. 25c; ¼ lb. 65c; 1 lb. \$2.25  
5 to 25 lbs. \$2.15 per lb.

*Kilgore's Bred-Rite Seeds are selected, tested and proven in Florida for Florida. (See page 34.)*



Cubit

*The most uniformly beautiful, attractive appearing cucumber ever developed*

**PUERTO RICO NO. 39 (Mildew Resistant) (Special Long Strain).** (42 days.) This variety was developed by the Puerto Rico Agricultural Experiment station for resistance to downy mildew or blight. In cool, rainy weather, especially in fall, when other varieties go down with mildew disease, this variety continues to grow and produce an abundance of fruits, making it especially valuable as a home garden variety. Although this variety is highly resistant to downy mildew it is not immune, and should be sprayed or dusted regularly with a good fungicide like Dithane. The vines are rather compact in growth, hardy and very productive. As originally introduced the fruits of this variety were rather short, but we have selected for long fruits until with our special long strain the fruits will average about 7½ inches in length, dark green in color, and fairly smooth or free of spines. Recommended for the Florida home garden and for local markets and for shipment to northern markets that will take a cucumber varying in length from 7 to 8 inches.

Pkt. 10c; oz. 25c; ¼ lb. 65c; 1 lb. \$2.25  
5 to 25 lbs. \$2.15 per lb.

**STRAIGHT-8.** (47 days.) This plant is vigorous in growth, very prolific and produces symmetrical, almost cylindrical fruits. As indicated by the name, the fruits are perfectly straight, averaging about eight inches long, well filled at the ends and when ready for harvest are smooth and dark green in color. Our improved strain is darker green in color than other strains and uniform in size, shape and color, making it an ideal packing and shipping type. Recommended for fall planting in Florida, but should not be planted for a late spring crop because the fruits have a tendency to be too light in color late in the season.

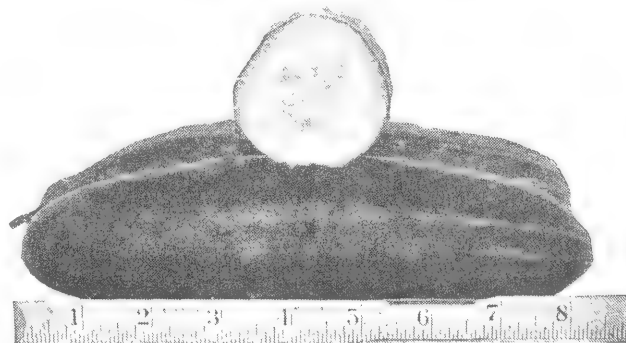
Pkt. 10c; oz. 25c; ¼ lb. 65c; 1 lb. \$2.25  
5 to 25 lbs. \$2.15 per lb.

**WAUCHULA STAYS GREEN (Special Long Strain).** (40 days.) Plants are exceedingly prolific, producing an enormous crop of fancy fruits, and are extremely early. Fruits average 8 inches in length and are smooth, perfectly cylindrical in shape, well filled at the ends, medium green in color, and very uniform in size, shape and color. This strain is especially well suited for fall and early spring planting in Florida, but is not desirable for late spring.

Pkt. 10c; oz. 25c; ¼ lb. 65c; 1 lb. \$2.25  
5 to 25 lbs. \$2.15 per lb.

**PALMETTO (Mildew Resistant).** (50 days.) This variety was developed by Dr. W. C. Barnes of the Clemson College Truck Experiment Station, Charleston, S. C., from a cross of Puerto Rico 40 mildew resistant variety and Cubit in order to develop a good market type cucumber possessing the downy mildew resistance of the Puerto Rico 40. This variety produces vigorous vine growth, and is highly resistant to downy mildew, the most serious cucumber disease of the south. Palmetto will survive and produce a good crop, whereas other varieties may go down with mildew under cool, wet weather conditions.

Pkt. 10c; oz. 30c; ¼ lb. 75c; 1 lb. \$2.75  
5 to 25 lbs. \$2.65 per lb.



Palmetto (Mildew Resistant) Cucumbers

# SWEET CORN

(For Field and Roasting Ear Corn, See Pages 38 and 39)

Plant 10 pounds per acre. In the garden make two plantings. Plant  $\frac{1}{4}$  lb. to 200 feet of row at each planting for a family of 3 or 4 people.

**Culture.** Plant in well-fertilized rows  $2\frac{1}{2}$  to 3 feet apart, dropping two seeds every 12 to 15 inches in the row, leaving one plant to a place. Sweet corn requires three times as much fertilizer as does Field corn. Use 1000 lbs. per acre of a good commercial fertilizer mixture high in potash. It is claimed that potash causes the tips of the ears to fill better and greatly improves the edible quality of sweet corn. When corn is about knee high apply 200 lbs. per acre of sodium nitrate or its equivalent. This fertilizer practice will greatly increase the yield and will bring the crop into earlier maturity. Early plantings are made in Florida from January 1st until March. Ship in special corn crates, five to six dozen ears per crate. For control of corn ear worms see page 54.

The two standard varieties of high yielding hybrid sweet corn for Florida are Golden Cross Bantam and Ioana. These two varieties were the first hybrid sweet corns ever introduced, and are still used extensively in Florida because of their consistently high yields of attractive, high edible quality ears.

**GOLDEN CROSS BANTAM.** (73 days.) Golden Cross Bantam is a true hybrid sweet corn that has done exceptionally well as a high quality, yellow-kerneled, early variety in Florida. The small, short stalk ( $5\frac{1}{2}$  to 6 feet) is very sturdy and vigorous. Sucker's quite badly. The rather small six-inch long ears are 10 to 14 rowed. Kernels are attractive, deeper yellow in color than Golden Bantam. It is more uniform, higher yielding, and far superior to any of the ordinary Bantam varieties. Especially recommended for home use, fancy local markets and for shipping to select markets.


$\frac{1}{4}$  lb. 20c; 1 lb. 60c; 2 lbs. \$1.15, postpaid

Not prepaid, 10 lbs. \$4.30; 25 lbs. \$10.50; 100 lbs. \$41.00

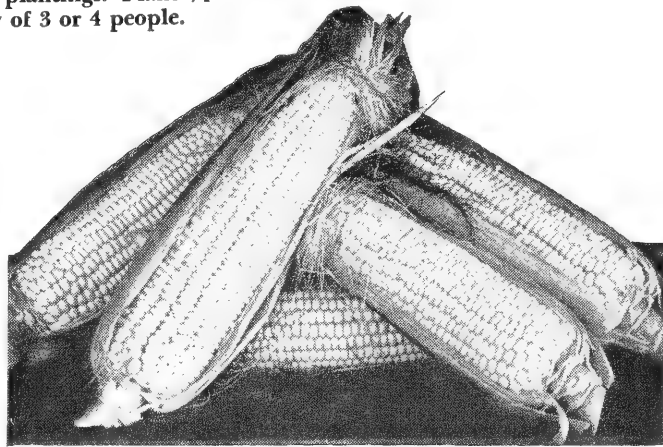
**CALUMET (No. 57).** (76 days.) In comparative trial plantings at experiment stations and in commercial plantings all over Florida during the past three years, this new hybrid variety has consistently received the highest rating for yield, uniformity and attractive appearance, and appears to have same resistance to ear worm damage. This plant is of medium height,  $6\frac{1}{2}$  to 7 feet, slightly taller than Ioana, is vigorous, relatively resistant to drouth, and almost suckerless, with large, dark green leaves. The ears are long, averaging about 8 inches, cylindrical, well filled to the tips and with tight husks of good length. Kernels are light yellow, medium wide, very deep, usually in 12 to 14 rows. Very uniform in maturing and a high yielder. Makes a very attractive pack of from 5 to 6 dozen per crate usually 5 to  $5\frac{1}{2}$  dozen. This new hybrid is one of the very finest of the many new ones recently introduced, and as a result of numerous trials in Florida we predict that it will be Florida's leading variety of sweet corn.

$\frac{1}{4}$  lb. 20c; 1 lb. 65c; 2 lbs. \$1.25, postpaid

Not prepaid, 10 lbs. \$5.30; 25 lbs. \$13.00; 100 lbs. \$51.00



Calumet Sweet Corn. Note kernel covering over tips of ears.



Ioana Sweet Corn

**IOANA.** (74 days.) This is a very productive, yellow-kerneled, true hybrid sweet corn, which won All-America honors. The vigorous plants are highly resistant to drouth. Plants are medium tall, 6 feet, and sturdy, with large, broad and numerous dark green leaves. Ears  $7\frac{1}{2}$  to 8 inches long, 12 to 14 rowed, well-filled with medium wide, attractive yellow kernels of fine quality and flavor. Covered with a long and tough husk, which makes this variety highly resistant to worms. The husk retains its green color for a long time, making for fresh, attractive market appearance. This hybrid is unusually uniform in plant and ear characters, and exceptionally productive.

$\frac{1}{4}$  lb. 20c; 1 lb. 60c; 2 lbs. \$1.15, postpaid

Not prepaid, 10 lbs. \$4.30; 25 lbs. \$10.50; 100 lbs. \$41.00

**GOLD RUSH HYBRID.** (65 days.) This extra-early maturing hybrid makes small, short plants,  $5\frac{1}{2}$  to 6 feet tall, which are sturdy, vigorous and heavy yielding, mostly two ears per plant, with relatively few suckers, fairly resistant to Helminthosporium leaf blight, producing medium to large size, rather short, averaging  $7\frac{1}{2}$  to 8 inches, fairly thick, slightly tapering ears, with tight, good heavy husk coverage and with 12 to 14 straight rows of large, broad, medium deep, beautiful yellow kernels well filled to the tip, very tender, sweet, and of fine quality and flavor. Its earliness and beautiful ears make it a winner for Florida.

$\frac{1}{4}$  lb. 20c; 1 lb. 65c; 2 lbs. \$1.25, postpaid

Not prepaid, 10 lbs. \$4.50; 25 lbs. \$11.00; 100 lbs. \$43.00

**HURON (No. 54).** (74 days.) This hybrid in numerous trial plantings in Florida shows much promise because of its very vigorous growth with heavy, dark green foliage, making it unusually resistant to heat and drouth and is comparatively resistant to ear worm damage. It is especially desirable for a late spring crop in Florida, and seems to be well adapted to sandy loam soils. Plant is of medium height, 7 feet, and very sturdy, with few suckers. The ears are long, averaging 7 to  $7\frac{1}{2}$  inches, and slim with a very small cob, covered with 14 rows of deep, narrow, light yellow kernels. An enormous yielder, and makes high yields even under poor growing conditions. On muck and rich sandy loam soils it grows too vigorously with the ears tending to protrude beyond the tip of the husk.

$\frac{1}{4}$  lb. 20c; 1 lb. 65c; 2 lbs. \$1.25, postpaid

Not prepaid, 10 lbs. \$5.30; 25 lbs. \$13.00; 100 lbs. \$51.00

**ILLINOIS GOLDEN No. 10.** (74 days.) This hybrid developed by the Illinois Agricultural Experiment station is a heavy yielding main crop corn. Seems exceptionally well adapted to muckland production in Florida. The plants are vigorous,  $6\frac{1}{2}$  feet tall, with some suckers, and with large heavy, dark green leaves, a heavy stalk and a strong root system making them very drouth tolerant, and somewhat resistant to ear worms. A good yielder of medium long, averaging about 7 inches, large, thick, heavy ears packing 4 to 5 dozen per crate. The ears are slightly tapered, covered with large, fairly tight husks, with 12 to 14 straight rows of large medium-yellow kernels.

$\frac{1}{4}$  lb. 20c; 1 lb. 65c; 2 lbs. \$1.25, postpaid

Not prepaid, 10 lbs. \$4.20; 25 lbs. \$10.25; 100 lbs. \$40.00



# EGGPLANT

Sow  $\frac{1}{4}$  pound in seedbed to plant an acre.  
For the garden sow one packet in seedbed for 17 plants  
to set 50 feet of row for a family of 3 or 4 people.



A field of Fort Myers Market Eggplant at harvest time.

**Culture.** For a spring crop, plant seed in November, December, and January; for the fall crop, plant in June, July, and August, in muslin or burlap-covered seedbeds. When set in the open, the plants may need some protection from the sun. Many growers use palmetto fans, stuck slanting on the south side of the hill, which will keep the sun from striking the newly set plants with full force. Have rows 4 to  $4\frac{1}{2}$  feet apart and 3 to 4 feet between the plants. Use not less than a ton of 4-7-5 fertilizer per acre. For the control of insects and diseases of eggplant see page 54.

The number of days in parentheses after each variety indicates the number of days to first marketable fruits, from setting out plants in the field or garden. It usually requires six to eight weeks to produce plants for field setting.

Prices quoted are postpaid.

Write for special prices on larger quantities.

**FLORIDA MARKET (Phomopsis Resistant).** (75 days.) This is the disease resistant variety of eggplant which Florida growers have been waiting for in order to make eggplant production on diseased soils a profitable venture. Tip over, leaf blight and fruit rot disease all caused by the *Phomopsis* fungus has become so severe in the state as to make eggplant production unprofitable on many soils in some sections. This new variety was developed by Dr. Phares Decker, Plant Pathologist at the Florida Agricultural Experiment Station, Gainesville, Fla. He crossed a wild, disease-immune variety from India with the Ft. Myers Market variety, and after many years of selection he has developed this outstanding variety. It makes a very vigorous, tall, rank growing, sturdy bush, holding all the fruits well off the ground. It is extremely early and an enormous yielder, bearing over a very long season. This makes it a very desirable variety for south Florida where it can be planted in early fall for production throughout the winter and spring months. The attractive fruits are cylindrical in shape and develop to a very large size. They are of an attractive, dark color.

Pkt. 10c; oz. 55c;  $\frac{1}{4}$  lb. \$1.65; 1 lb. \$6.00  
5 to 25 lbs. \$5.90 per lb.

**FORT MYERS MARKET.** (85 days.) We were the first to introduce this variety, which is today the leading variety grown in the South. Our breeding department has made special selections to improve the variety for uniformity in type of plant, size, shape and color of fruit. In numerous tests we have found our strain to be superior to others in the fact that it produces immense yields of uniform, large-sized fancy fruits over a long period. The plants are of the high-bush type, producing a very tall, vigorous growth. The fruits are slightly elongated, cylindrical in shape, never producing a necky stem end, and they possess an intense deep black color so much in demand among buyers and in the markets.


Pkt. 10c; oz. 60c;  $\frac{1}{4}$  lb. \$1.75; 1 lb. \$6.50  
5 to 25 lbs. \$6.40 per lb.

**FLORIDA BEAUTY (Phomopsis Resistant).** (73 days.) This variety is even earlier than its sister variety, Florida Market. The plants do not grow as tall and rank, but spread out more and make a heavier early crop, especially in the fall, than does Florida Market. The fruits are short-cylindrical in shape and have a beautiful deep purple or black color. The plants, although of the high-bush type, are not as long bearing as Florida Market, but make the bulk of their crop earlier than Florida Market, and thus we feel this variety may be better adapted for fall and early spring production in North Florida than Florida Market.

Pkt. 10c; oz. 55c;  $\frac{1}{4}$  lb. \$1.65; 1 lb. \$6.00  
5 to 25 lbs. \$5.90 per lb.

**FLORIDA MARKET (Cook's Strain) (Phomopsis Resistant).** (72 days.) After several years of selection on the original Florida Market variety, we have in this *Cook Strain* a great improvement in color, shape and uniformity. It is very early, long bearing and heavy yielding in uniform dark colored, cylindrical shaped fruits.

Pkt. 10c; oz. 75c;  $\frac{1}{4}$  lb. \$2.50; 1 lb. \$9.00; 5 to 25 lbs. \$8.90 per lb.



Escarolle—Improved Florida Deep Heart

## ENDIVE

Sow  $\frac{1}{2}$  to 1 pound in seedbed to plant an acre, or plant 1 to  $1\frac{1}{2}$  pounds per acre in the field.

For the garden sow one packet in seedbed for 50 plants to set 40 feet of row, or plant one packet to 40 feet of row for a family of 3 or 4 people.

**Culture.** Plant from August to February in seedbeds or in the fields or garden the same as lettuce. Set in rows  $1\frac{1}{2}$  to 2 feet apart and 9 inches apart in the row. Soil and fertilizer requirements are the same as for lettuce. (See page 21.)

The number of days indicated after each variety is the number of days from seed planting in the field or garden to edible or harvest stage. For insect control see page 54.

Prices quoted are postpaid.

Write for special prices on larger quantities.

**ESCAROLLE—IMPROVED FLORIDA DEEP HEART.** (90 days.) One of the very best and most prolific types to grow commercially. In great demand on northern markets, and well adapted to Florida soil and climatic conditions. The leaves are large, broad, thick, slightly crumpled, of medium green color, with thick, nearly white midribs. Our improved stock of this variety is of the full-heart type, developing an upright growth, producing a very heavy, thick matted plant with large, deep, well balanced creamy white hearts. We have an outstanding improved, true-to-type stock of this variety which we are now offering Florida growers.

Pkt. 10c; oz. 15c;  $\frac{1}{4}$  lb. 45c; 1 lb. \$1.50; 5 to 25 lbs. \$1.40 per lb.

**RUFFEC GREEN CURLED.** (Green Ribbed.) (95 days.) Sometimes called "Chicory." A hardy vigorous sort, with deep green, curled, finely cut leaves, giving a mossy appearance. The midrib is thick, broad, green, tender and fleshy. A dense mass of deeply divided leaves forms the head which blanches readily to a beautiful creamy white.

Pkt. 10c; oz. 15c;  $\frac{1}{4}$  lb. 45c; 1 lb. \$1.50; 5 to 25 lbs. \$1.40 per lb.

**PANCALIER GREEN CURLED** (pink ribbed) (98 days) Similar to Ruffec except midribs or leaf stems are tinged with rose instead of green. Slightly later, larger and more vigorous, with darker green leaves than Ruffec. Ships and holds up in the markets exceedingly well.

Pkt. 10c; oz. 15c;  $\frac{1}{4}$  lb. 45c; 1 lb. \$1.50; 5 to 25 lbs. \$1.40 per lb.

## DILL

A packet will sow 10 ft. of row; an ounce 50 ft. of row.

**DILL—LONG ISLAND MAMMOTH.** (65 days.) Partially matured seed clusters and flowerheads are useful for flavoring dill pickles. A tall growing plant, 2 to  $2\frac{1}{2}$  feet high, vigorous, with very finely divided leaves. Larger and much superior to common Dill. Seed clusters are borne in umbels or clusters which branch from the entire plant. Seed have a strong aromatic odor and mildly pungent flavor.

Pkt. 10c; oz. 35c;  $\frac{1}{4}$  lb. \$1.00; 1 lb. \$3.50

## GARLIC (90 days)

Plant 1 pound to 30 feet of row for a family of 3 or 4 people.

Garlic sets come in the form of bulbs which are divided into so-called sets or cloves, which are planted the same as onion sets, from August to November, in rows 15 to 20 inches apart, setting the cloves 3 to 4 inches apart in the row, being sure not to cover the tips of the cloves. Garlic is a southern crop and does well in Florida. After thorough curing, the bulbs should be stored in a dry, airy place until used.

$\frac{1}{2}$  lb. 45c; 1 lb. 75c; 5 to 25 lbs. 65c per lb; postpaid.

## KALE

Plant 1 ounce to 100 feet of row, or 1 packet to 25 feet of row for a family of 3 or 4 people.

**Culture.** Kale is grown for greens. Plant in Florida from August to April, in rows  $2\frac{1}{2}$  feet apart, and for large plants thin from 20 to 40 inches apart in the row. The plants are extremely hardy, withstanding the coldest weather in any part of Florida. The plants also stand heat, and can be grown almost the year around in Florida, except in midsummer.

**DWARF BLUE CURLED SCOTCH.** (70 days from seed sowing to edible stage.) This is the most desirable hardy variety for Florida and for the markets. It forms a handsome, dwarf, spreading plant with many long, heavy, finely curled, attractive, blue-green, plumelike leaves. Our stock is exceptionally well-bred, uniform and very attractive. This vegetable ranks high in vitamin content.

Pkt. 10c; oz. 20c;  $\frac{1}{4}$  lb. 50c; 1 lb. \$1.75  
5 to 25 lbs. \$1.65 per lb.

## KOHL RABI

For the garden make short row plantings at different times. Plant 1 packet to 25 feet of row at each planting for a family of 3 or 4 people.

**Culture.** Plant in row  $1\frac{1}{2}$  to 2 feet apart, thinning from 6 to 8 inches apart in the rows. Planting every ten days will give a succession of tender, fleshy stems until hot weather. Start fall planting September, and successive plantings can be made until early spring.

**WHITE VIENNA.** (50 days from seed sowing to edible stage.) The fleshy stems, or so-called bulbs, are formed above ground and are very light green, very tender and delicate, and of best quality if used when about 2 inches in diameter, before fully grown. Prepare by boiling the same as turnips. They make a delicious and nutritious dish.

Pkt. 10c;  $\frac{1}{2}$  oz. 25c; oz. 40c;  $\frac{1}{4}$  lb. \$1.15; 1 lb. \$4.00  
5 to 25 lbs. \$3.90 per lb.

## LEEK

Sow  $1\frac{1}{2}$  lbs. in seedbed to plant an acre, or plant 3 lbs. per acre in the field.

For the garden sow 1 pkt. in seedbed for 120 plants to set 50 feet of row, or plant 1 pkt. to 50 feet of row for a family of 3 or 4 people.

**Culture.** Leek seed may be planted any time during the fall or winter directly in the field, or preferably in seedbeds, in good rich soil. When plants in seedbeds are six to eight inches high, transplant to rows 18 inches apart, and 5 to 6 inches apart in the row, or thin out to this spacing in the field. The long, thick, fleshy blanched stems of Leek when boiled and served with a butter or cream dressing are delicious. They are also used for seasoning and flavoring soups and stews, and in salads, and may be eaten like green onions. The stems are eight to ten inches long and  $1\frac{1}{2}$  inches thick. When marketed they are tied in bunches with twelve Leeks to a bunch.

**LARGE AMERICAN FLAG.** (140 days from seed planting in field or garden to full edible stage.) This is by far the heaviest yielding and the best variety for Florida growing conditions. It makes larger and thicker, more fleshy stems than other varieties.

Pkt. 10c;  $\frac{1}{2}$  oz. 25c; oz. 45c;  $\frac{1}{4}$  lb. \$1.40; 1 lb. \$5.00  
5 to 25 lbs. \$4.90 per lb.

# LETTUCE

Sow ½ to 1 pound in seedbed to plant an acre, or plant 1 to 1½ pounds per acre in field.

For the garden make two plantings at different times. Sow 1 packet in a protected seedbed for 60 to 80 plants to set 50 to 75 feet of row at each planting for a family of 3 or 4 people, or plant 1 packet of seed in 50 to 75 feet of row at each planting.

**Culture.** First sowings are made in Florida the beginning of September and continue until March. Low, damp soil is best suited for this crop. Lettuce must be grown rapidly in order to give it size, tenderness, crispness, and high edible quality. Therefore, the land must be highly fertilized and moist. In Florida about one ton per acre of 4-7-5 fertilizer is commonly used for the Boston, Romaine and leaf types, where 800 to 1200 pounds per acre of a 3-8-8 fertilizer is recommended for the Iceberg type. Broadcast the seed on good moist seedbeds that have been thoroughly prepared, or sow in rows six inches apart and use a light roller to press seed into soil. A pound of seed sown broadcast plants a bed three feet by a hundred yards. Place burlap or well-washed old fertilizer sacks over the beds until seeds sprout. Old fertilizer sacks must be thoroughly washed before using to prevent burning of seed sprouts. Be sure seedbeds are kept thoroughly moist at all times after the seed is planted. In hot weather germination may be hastened and improved by placing moistened lettuce seed in moist cloth in the ice box for several days before sowing. In level culture, lettuce plants are usually set 15 by 15 inches in the field, or in rows 1½ to 2 feet apart, and 10 to 15 inches in the row, or in double rows 16 inches apart, with 3½ to 4 feet from center to center of double rows, and 14 inches in the rows. Plants should be watered as set in field. For insect control see page 54.

Rusting of head lettuce and Romaine is usually due to boron deficiency. To prevent or stop this trouble, it is recommended to spray with 1 lb. borax to 50 gallons of water. This should be applied at the rate of not more than a total of 4 pounds borax per acre in two applications. Too much borax is toxic.

The number of days in parentheses after each variety represents the time required to develop marketable heads from the planting of seed in seedbed or in the field or garden under average Florida conditions.

Prices quoted are postpaid.

Write for special prices on larger quantities.

**KILGORE'S MAMMOTH ROMAINE.** (73 days.) Our Mammoth Romaine is taller and much more vigorous and makes much larger heads with correspondingly heavier yields compared to other strains of Romaine or Cos lettuce. It can be left in the fields for 10 days to two weeks after it is ready to harvest without danger of bolting to seed. It forms firm, solid heads with the leaves well capped over the top. We have selected and re-selected this strain until it is very uniform in all respects. See second paragraph under "Culture" for control of rusting, to which this strain is somewhat susceptible.

Pkt. 10c; oz. 20c; ¼ lb. 60c; 1 lb. \$2.00  
5 to 25 lbs. \$1.90 per lb.

**DARK GREEN COS.** (new). (70 days.) A large, self-closing, upright growing sort, with cylindrical or long loaf-shaped head with very dark green, slightly crumpled leaves. A big improvement over the old Paris White Cos for Florida growing conditions, being a sure header of larger size, firmer, better folded heads, and much more attractive in appearance and of excellent quality, being exceptionally crisp, tender and of endive-like flavor. A sure header under Florida growing conditions.

Pkt. 10c; oz. 20c; ¼ lb. 60c; 1 lb. \$2.00  
5 to 25 lbs. \$1.90 per lb.

**SIMPSON, BLACK-SEEDED.** (46 days.) The best large, very early, non-heading or leaf variety. The leaves are very broad, much blistered and crumpled, and excessively frilled on the borders, light yellowish-green in color, very tender, of fine delicate texture, and of excellent quality.

Pkt. 10c; oz. 20c; ¼ lb. 60c; 1 lb. \$2.00  
5 to 25 lbs. \$1.90 per lb.

**WHITE BOSTON (Ocoee Strain).** (75 days.) This strain of White Boston was originated and developed in the Winter Garden section of Florida, and has been selected under Florida conditions for the development of a large framed lettuce similar to Big Boston. It produces larger heads, and bigger yields than any other strain of White Boston.

Pkt. 10c; oz. 20c; ¼ lb. 60c; 1 lb. \$2.00  
5 to 25 lbs. \$1.90 per lb.

**BIG BOSTON.** (75 days.) The heads are of cabbage or butter-head type, large sized, broad, slightly spreading, globular, with a broad shoulder at the base. The outer leaves are broad, almost smooth, but wavy at the edge, medium light green with a tinge of brown on outer leaf margins.

Pkt. 10c; oz. 20c; ¼ lb. 60c; 1 lb. \$2.00  
5 to 25 lbs. \$1.90 per lb.

**MIGNONETTE.** (67 days.) An early maturing, exceedingly high quality, small, crisp head lettuce, not grown for commercial shipment, but useful for the Florida home gardener and for local markets because of its exceedingly high edible quality, being deliciously sweet-flavored, crisp and tender.


Pkt. 10c; oz. 35c; ¼ lb. \$1.00; 1 lb. \$3.50  
5 to 25 lbs. \$3.40 per lb.

**BIBB (Genuine Kentucky strain)** (60 days.) A very distinct, small, early maturing, loose butter-head type lettuce, with thick, tender leaves of deep glossy green color, rich in vitamins, with a beautiful rich, creamy yellow interior head possessing superior crispness and delicious flavor. Recommended for home gardens and local markets where high edible quality is desired. Set plants only 6 inches apart because of their small size.

Pkt. 10c; oz. 20c; ¼ lb. 60c; 1 lb. \$2.00; 5 to 25 lbs. \$1.90 per lb.

**GREAT LAKES.** (83 days.) The plants of Great Lakes are large, vigorous and have a distinctive, deep grassy-green, attractive appearance. Leaves are large, with rather deeply serrated margins, and very heavy midribs. The heads are relatively large, compact, firm and solid, with abundant wrapper leaves which cover the heads, protecting them from cold and heat injury. Experience indicates that Great Lakes will stand higher temperatures, is much less subject to bottom rot, tip burn and slime rot, and does not bolt as readily as other varieties of this type. It offers a real possibility for prolonging the Florida lettuce growing season in late spring, and in early fall. This variety won a medal in the AM-America selections of 1943.

Pkt. 10c; oz. 40c; ¼ lb. \$1.15; 1 lb. \$4.00  
5 to 25 lbs. \$3.90 per lb.



A typical head of Great Lakes Lettuce

# MUSTARD

Plant 4 pounds per acre.

In the garden make two plantings at different times.

Plant 1 packet to 40 feet of row at each planting for a family of 3 or 4 people.



Chinese Broad Leaf (Elephant's Ear) Mustard



Florida Broad Leaf Mustard

*The supply of mustard seed is very short.*

**Culture.** General cultural directions similar to those for cabbage (see page 10), except seed is always planted direct in the field or garden. Mustard is one of the quickest growing greens. Sow seed August to March in good, rich garden soil in rows 24 inches apart and thin from 8 to 10 inches in the row. Heavy fertilization with a fertilizer mixture high in nitrogen or ammonia and moist soil are conducive for quick growth, high yield and good edible quality. Does best, and has most agreeable flavor, when grown in cool weather of late fall, winter and early spring. Makes a very healthful, nutritious dish, high in food value, when boiled for greens.

The number of days after each variety indicates the time from seed planting in the field or garden to harvest stage.

Prices quoted are postpaid.

Write for special prices on larger quantities.

**FLORIDA BROAD LEAF.** (40 days.) The large, rapidly growing plants are rather tall and upright in growth, with very large, thick, broad, smooth, round or oval (8 to 10 inches long and 8 inches wide), bright medium green leaves. The leaves have a large, distinct, flattened, whitish stem and midrib. It produces more leaf growth than other varieties. Plants stand a long time without bolting to seed, and do well in hot weather. Of excellent edible quality, the flavor being very mild. Fine for greens and salads.

**Crop failure.** Not available until fall 1953.

**CHINESE BROAD LEAF (ELEPHANT'S EAR).** (40 days.) This is a very popular variety and is a hardy and vigorous grower. It produces large, broad, elongated or oblong shaped leaves (9 to 10 inches long and 6 inches wide) which are slightly crumpled and of medium dark green color. The leaves have a small, rounded midrib and differ in this respect as well as in shape of leaf from the Florida Broad Leaf. Tender and of excellent quality, of mildly pungent flavor, when boiled for greens.


Pkt. 10c; oz. 15c; ¼ lb. 35c; 1 lb. \$1.00  
5 to 25 lbs. 90c per lb.

**FORDHOOK FANCY.** (42 days.) A very hardy, vigorous, upright grower, producing large, beautiful bright green, very deeply fringed leaves, attractive in appearance. A very heavy yielder. The plants stand a relatively long time without bolting to seed. Of good edible quality, crisp and tender in texture, and very mild in flavor. Our stock of this variety is well bred and uniformly true to type.

Pkt. 10c; oz. 15c; ¼ lb. 35c; 1 lb. \$1.00  
5 to 25 lbs. 90c per lb.

**TENDERGREEN (MUSTARD SPINACH).** (45 days.) Although not a true mustard, it is like a quick growing mild mustard, with a spinach flavor, and remains tender even in dry, hot weather. An all-season plant, as it withstands heat and may be planted throughout the spring and summer. The smooth, oblong leaves are very dark green in color, with small white midribs. Relatively slow to bolt to seed. It combines the flavor of mustard and spinach.

Pkt. 10c; oz. 15c; ¼ lb. 35c; 1 lb. \$1.00  
5 to 25 lbs. 90c per lb.



Fordhook Fancy Mustard

# OKRA

Plant 8 pounds per acre.

In the garden plant 1 ounce to 75 feet of row for a family of 3 or 4 people.

Okra does wonderfully well all over Florida where the young seed pods are used in different ways and are highly esteemed. In addition to being served alone, pods are used in soups and stews to which they give body. It is a healthful vegetable, and should be planted in every Florida garden. We have done a great deal of work on our seed stocks of this valuable Florida vegetable.

Each year, we make special selections for stock seed from only the best, earliest maturing plants. Our seed growing fields are carefully rogued so as to eliminate any slightly off-type plants. We are confident we have the best strains of okra seed obtainable anywhere.


**Culture.** Okra can be planted in Florida any time from February until September, but it is a warm-weather plant and will not do much until the ground becomes warm; in fact, the seeds are hard to germinate when the ground is cold. Treat seed with Spergon when ground is cold. (See page 62.) It can be planted in almost any kind of soil except in very sandy soil or in poorly drained soils. We consider it one of the easiest and safest money crops that can be planted. Plant in rows 3 to 4 feet apart and sow thinly in the drill. When three to four inches high, thin out to one plant every 10 to 15 inches. Okra should be cut every second day. If this is not done some of the pods become too hard and the young plants will stop bearing pods. Plants should bear for several months after harvesting starts. Okra does best on sandy loam soil with a fair amount of fertility. On sandy loam soils, 500 to 700 lbs. per acre of a 4-7-5 fertilizer at time of seeding, and two or three side dressings of Nitrate of Potash during the bearing period are desirable. Okra is very susceptible to nematodes causing root knot disease, and therefore it is best to plant okra on land not previously used for growing crops that are subject to attack by root knot nematodes. For the control of root knot nematodes use "D-D" or Soilfume (see page 64). For insect control see page 55.

Prices quoted are postpaid.  
Write for special prices on larger quantities.

*On account of the drouth this past season  
the supply of Okra Seed is very short.*

**CLEMSON SPINELESS.** (55 days.) This variety was originated and developed by the South Carolina Agricultural Experiment Station. The plants are semi-dwarf, growing to a height of 4½ feet on fairly good soil and have less foliage than Perkins'. They produce uniform, straight, large, thick, ridged pods of the Perkins' long green type, of good length, averaging 6 to 7 inches, dark green in color, and entirely free from spines, thus making it easy to pick without discomfort. Pods can be shipped and will go well on any market taking Perkins' Long Green. Pods are thicker than Perkins' and fill the crates quickly. Plants are close jointed, and produce an enormous yield. Our strain of this variety is highly bred, uniform, and one of the purest and best fixed of any okra ever released, the fields showing practically no variation in plant type or pods. Very well adapted for home gardens and local markets, but does not stand long distance shipments as well as Perkins'.

Pkt. 10c; oz. 15c; ¼ lb. 35c; 1 lb. \$1.00  
5 to 25 lbs. 90c per lb.



Clemson Spineless Okra



A field and a hamper of typical pods Perkins' Spineless (Early Mammoth) Okra at Plant City, Florida

**PERKINS' SPINELESS** (Early Mammoth). (53 days.) Developed from a cross of Clemson Spineless and Long Green, and selected for darker green, longer, and more slender pods of the spineless type for shipment to northern markets. Pods are very similar in size, shape and appearance to Perkins' Long Green, but the pods as well as plants are practically spineless. Plants are loaded with pods from the ground up. This strain is very early, extremely productive, and makes a semi-dwarf plant 4½ to 5 feet in height. It has been bred and selected for uniformity in higher yield of dark green, long, slender pods desired in the markets. This Perkins' Spineless should not be confused with Clemson Spineless, since it is an entirely different and distinct variety, the pods of Perkins' Spineless having the long, slender shape and dark green appearance of Perkins' Long Green. Perkins' Spineless can be sold in any market for Perkins' Long Green.

Pkt. 10c; oz. 15c; ¼ lb. 40c; 1 lb. \$1.25  
5 to 25 lbs. \$1.15 per lb.

**PERKINS' LONG GREEN.** (50 days.) This is a very heavy producer, and a sure money maker when grown for shipment to distant markets. The pods are long, usually about 3½ to 4 inches when ready for market, straight, slender, tapered, ridged, dark green, meaty. They retain their tenderness and green color for a long time in transit and on the markets. Our improved strain of this variety is very early and extremely productive. The plants will average between 4½ to 5 ft. in height, and are literally covered with pods from the ground up. This improved strain is earlier, more productive, and makes shorter, closer jointed plants than the regular old strains of Perkins' Long Green and has been selected for uniformity in plant and pod type.

Pkt. 10c; oz. 15c; ¼ lb. 40c; 1 lb. \$1.25  
5 to 25 lbs. \$1.15 per lb.

For many years, the Kilgore Seed Company has specialized in vegetable seeds for Florida, until today we pride ourselves in the reputation we have gained of handling the very best seeds that can be procured anywhere for Florida growers.


Kilgore's research means better seeds for you because they are bred in Florida for Florida. (See page 34.)

# ONION SETS AND SEED

For dry bulbs sow 1½ lbs. in seedbed to plant an acre, or plant 3 lbs. per acre in the field.

For the garden sow 1 packet in seedbed for 350 to 450 plants to set 80 feet of row or plant 1 packet to 80 feet of row for a family of 3 or 4 people.

## ONION SETS



For green onions or early maturing bulbs.

For mature bulbs use small sets. The larger the sets the more splits will develop.

Plant 6 to 8 bushels of sets per acre. In the garden plant 1 pint of sets to 40 feet of row for a family of 3 or 4 people. 1 bushel weighs about 32 lbs.

Set out in rows 1½ feet apart and 1 to 2 inches apart in rows for green onions. Plant from September to March.

Prices quoted are f.o.b. Plant City except pints and quarts which are postpaid. 1 bushel weighs about 32 lbs.

	Pint	Quart	Peck	Bushel
Yellow Bermuda .....	.30	.50	1.40	5.00
Crystal Wax Bermuda .....	.30	.50	1.40	5.00
Available from September to November.				
Yellow Danvers .....	.30	.50	1.40	5.00
White Silverskin .....	.30	.50	1.40	5.00

Available from September to March.

**Culture of onions for dry bulbs.** For large mature bulbs in Florida, first plantings are made the end of August and continued until November. September and October are the best months to plant. The seed is generally planted in the open field, where the onions are to grow, in rows 18 inches apart, and when 4 to 5 inches high they are thinned out from 2 to 4 inches apart in the drill, depending on variety and size of bulbs desired. Those taken out can be used to transplant any possible skips. Onion seed can also be planted in seedbeds and transplanted to the field later. This is a safe and sure method, and is becoming more popular in Florida. Transplant when plants are small. The larger the plants when transplanting, the more splits will develop. It is also important to avoid checking plants in growth when transplanting to avoid splits. Do not work soil to onions after they start bulbing. Onions do best in sandy loam or muck soil, and require at least a ton of 4-7-5 fertilizer mixture per acre for sandy soils or 1,000 to 1,200 lbs. of 3-8-8 mixture on muck.

The number of days in parentheses after each variety indicates the time from planting of seed in the field or garden to large mature bulbs under average Florida conditions.

Prices quoted are postpaid.

Write for special prices on larger quantities.

**TEXAS EARLY GRANO (Babosa.)** (130 days.) This strain of early Grano or Babosa was developed by the Texas Agricultural Experiment Station for greater uniformity of maturity and earliness. It is fully ten days earlier, more uniform in shape, and slightly smaller in size than regular Grano or Babosa. Bulbs have light straw-color skin, with pure white flesh, are globe- or top-shaped, slightly tapering to the root. Exceedingly mild in flavor with a very sweet taste.

Pkt. 10c ½ oz. 35c; 1 oz. 65c; ¼ lb. \$2.10; 1 lb. \$7.50  
5 to 25 lbs. \$7.40 per lb.

**EXCEL (YELLOW BERMUDA 986).** (100 days.) Produces 50 per cent more onions of high marketable quality ten to fourteen days earlier than regular Yellow Bermuda. It is practically free of bolters, doubles and splits, and color defects and is extremely uniform in time of maturity, and in size, color and shape of bulbs, the shape being a deep or thick-flat, the color a light yellow. It is especially crisp and mild in flavor, and keeps better in storage than other Yellow Bermudas. This onion won the unusual honor of "All-America for the South." It shows more promise as one especially suited to Florida growing conditions than does any other variety.

Pkt. 10c; ½ oz. 25c; oz. 45c; ¼ lb. \$1.40; 1 lb. \$5.00  
5 to 25 lbs. \$4.90 per lb.

**LARGE YELLOW SWEET SPANISH.** (150 days.) A large, yellow, late maturing variety. They are perfectly globular in shape, light glossy yellow in color, and are exceedingly attractive in appearance. The bulbs are very mild and sweet, and are of exceptionally fine quality.

Pkt. 10c; ½ oz. 25c; oz. 45c; ¼ lb. \$1.40; 1 lb. \$5.00  
5 to 25 lbs. \$4.90 per lb.

**CRYSTAL WAX BERMUDA.** (110 days.) Early maturing, flat in shape, of beautiful waxy white color, exceedingly attractive in appearance, of mild, delicate flavor.

Pkt. 10c; ½ oz. 20c; oz. 35c; ¼ lb. \$1.00; 1 lb. \$3.50  
5 to 25 lbs. \$3.40 per lb.

**WHITE GRANO (White Babosa) (new).** (140 days.) A new variety similar in all respects to Early Grano except that the shape is somewhat more spherical and the skin color is a clear attractive white. This new variety is especially well suited to Florida growing conditions, resistant to bolting or premature seeding and splitting, of excellent edible quality. Seed supply extremely limited.


Pkt. 10c; ½ oz. 35c; oz. 65c; ¼ lb. \$2.10; 1 lb. \$7.50  
5 to 25 lbs. \$7.40 per lb.

**RED CREOLE.** (150 days.) Very productive, of medium to large size, semi-globe shaped, quite resistant to thrips, of light pink color. Strong in flavor, but one of the very best keepers. Grows slowly and is very late in maturing.

Pkt. 10c; ½ oz. 35c; oz. 60c; ¼ lb. \$1.75; 1 lb. \$6.50  
5 to 25 lbs. \$6.40 per lb.


**NEBUKA (Long White Bunching).** (60 days to green onions.) Makes a long stem, nearly twice as long as ordinary bunching onions, pure white in color, and without a bulb. Resistant to pinkroot, thrips and smut.

Pkt. 10c; ½ oz. 25c; oz. 45c; ¼ lb. \$1.40; 1 lb. \$5.00  
5 to 25 lbs. \$4.90 per lb.



Texas Early Grano or Babosa

# PARSLEY



Typical plant of Paramount (Improved Moss Curled) Parsley.

Plant 1 packet to 150 feet of row, or 2 pounds per acre.  
In the garden plant 1 packet to 30 feet of row for a family of 3 or 4 people.

**Culture.** Parsley can be planted in the fall or spring, in drills 15 to 18 inches apart, and thin to 10 to 12 inches in the row. Seed is slow to germinate and it usually takes from two to three weeks to produce a satisfactory stand.

**PARAMOUNT (Improved Moss Curled).** (90 days from seed planting to first harvest.) Plant very vigorous in growth, usually 12 inches tall and spreading 20 inches when given sufficient room, with very long, stout stems for bunching. Color is an unusually dark green. This variety has been highly bred and selected for uniform, attractive, triple-curved leaves of very dark green color.

Pkt. 10c; oz. 20c; ¼ lb. 50c; 1 lb. \$1.75  
5 to 25 lbs. \$1.65 per lb.

# PARSNIP

Plant ½ ounce to 150 feet of row.  
In the garden plant 1 packet to 50 feet of row for a family of 3 or 4 people.

**Culture.** Parsnips do best on deep, rich, sandy soil. Sow seed in Florida from September to December, in rows 1½ to 2 feet apart; cover with one-half inch of soil. When plants are well up, thin to 4 inches apart in row. Parsnip seed germinates very slowly. The Parsnip is a winter vegetable. It has more starch and sugar than other root crops. To prepare, cook roots one hour in water, scrape off the skin. Slice or chop coarsely or mash, and season with milk, pepper and salt, or slices may be fried after seasoning. A delicious and nutritious dish.

**IMPROVED HOLLOW CROWN.** (120 days from seeding to harvest.)

Pkt. 10c; oz. 20c; ¼ lb. 50c; 1 lb. \$1.75  
5 to 25 lbs. \$1.65 per lb.

# PEAS

## ENGLISH OR GARDEN

Our pea seed is high germinating, guaranteed western-grown stock, all carefully milled, hand picked and fitted for the critical grower.

Plant 1 bushel (56 lbs.) per acre in single rows; 1½ bushels (84 lbs.) per acre in double rows.

In the garden make three plantings at different times.  
Plant ½ pound to 100 feet of row at each planting for a family of 3 or 4 people.

Although there are hundreds of distinct varieties of English or Garden Peas, we list only two which we have found particularly well adapted to Florida growing conditions, and on which two varieties we have concentrated our efforts in an endeavor to maintain stocks second to none for Florida. Our plant breeders are continually improving the varieties we list by using pedigreed stocks in the production of our seed crops. **Culture.** English peas are very hardy and are not commonly attacked by insects. Peas can be grown on almost any kind of soil and with about the same cultivation as beans. Planting in double rows, six to eight inches apart, is a good plan, because this enables the plants to support each other. Single rows should be spaced two and a half to three feet apart, and double rows three to three and a half feet apart from center of double rows. Drop seed 1 to 2 inches apart in the row, and cover 1½ to 2 inches deep. By working the soil up against the stems of the plants they will bear much longer. Use a high grade fertilizer, such as a 4-7-5 mixture, at the rate of 1,000 to 1,200 pounds per acre. To control soil diseases, and to get better stands, more vigorous growth and increased yields, treat seed with "Spargon Seed Protectant" at the rate of two ounces per bushel of seed (see pages 52 and 62). Being a legume, the seed should be inoculated with Nitragin. (See page 69.)

The number of days in parentheses after each variety indicates the relative time from planting to first picking. This time will vary in different sections and in different seasons.


Write for special prices on larger quantities.

**HUNDREDFOLD (Kilgore's Winner).** (53 days.) This variety was introduced by us and it has become very popular. It is one of the finest large early peas for Florida sandy loam soils, and in cool seasons is also adapted to Florida muck soils. As it is a very early, large podded variety, it is in great demand on northern markets. It is a surer cropper and a better yielder than other early large podded varieties. The plants are vigorous in growth, eighteen to twenty-two inches in height, with heavy, very dark green vine and foliage, producing a great abundance of very large (4 to 4½ inches long) broad, deep green, straight pointed pods containing usually eight large dark green peas of unsurpassed quality. A very desirable sort for home gardens and for shipping to markets desiring a large podded pea of high quality.

¼ lb. 15c; 1 lb. 40c; 2 lbs. 75c, Postpaid  
Not prepaid, 14 lbs. (pk.) \$2.95; 56 lbs. (bu.) \$10.75

**LITTLE MARVEL.** (52 days.) By far the most popular and extensively grown pea for Florida, because of its exceptionally high quality, earliness and consistently high yield of well filled pods. The most desirable early variety, especially well adapted to Florida muck soils where it is a sure cropper with well filled pods, even in warm seasons. The vines are vigorous, stocky, dark green in color, growing about 1½ feet tall, and are literally loaded with single and double, straight, round, blunt, very dark green, plump pods about 3 inches long, well filled with 7 to 8 tender peas. A heavy yielder and sure-cropper, valuable for home garden and for early shipping.

¼ lb. 15c; 1 lb. 40c; 2 lbs. 75c, Postpaid  
Not prepaid, 14 lbs. (pk.) \$2.95; 56 lbs. (bu.) \$10.75

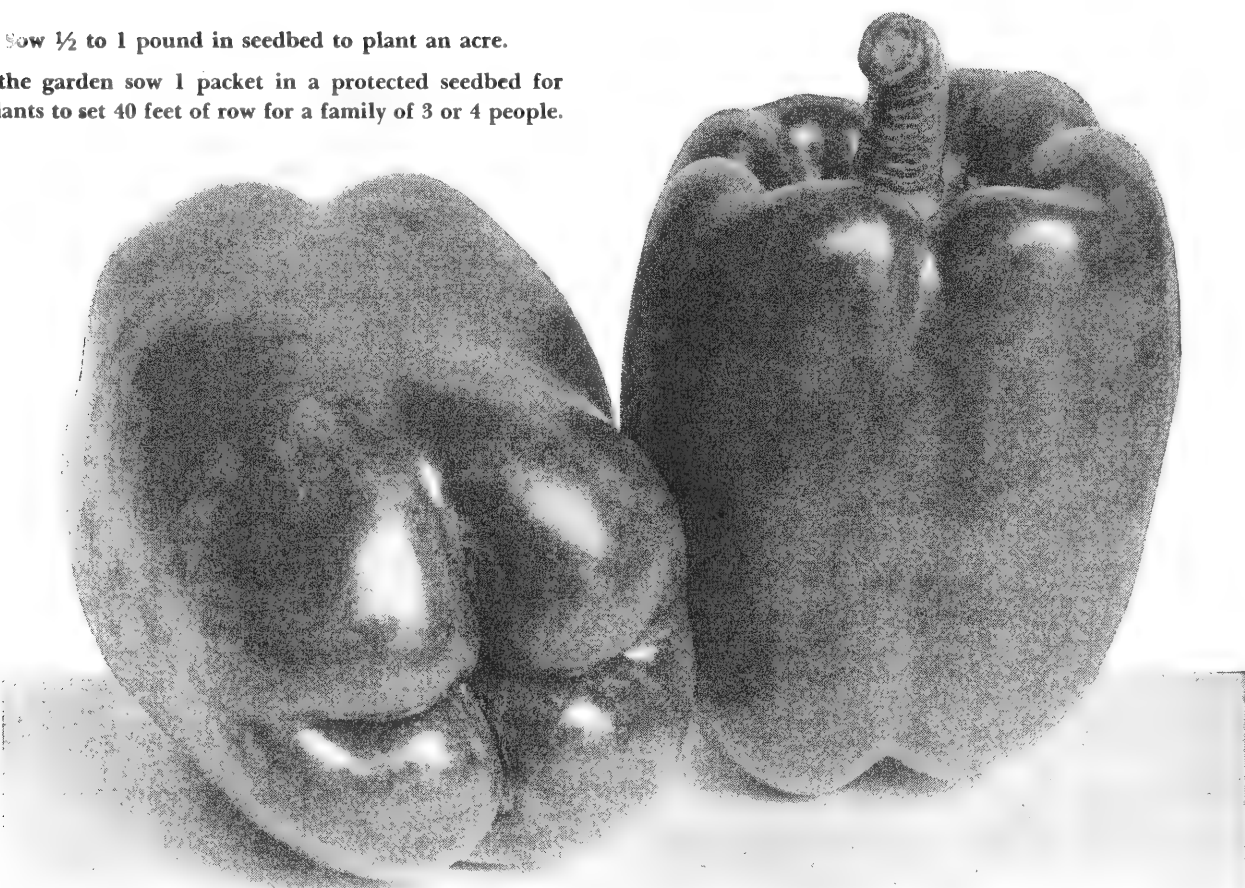


Little Marvel, a heavy yielding, early maturing, sure-cropper, especially well adapted to Florida.

# PEPPER

Sow  $\frac{1}{2}$  to 1 pound in seedbed to plant an acre.

For the garden sow 1 packet in a protected seedbed for 24 plants to set 40 feet of row for a family of 3 or 4 people.



FRUITS OF FLORIDA GIANT PEPPER

**Culture.** Peppers, like eggplants, are always started in cloth-covered seedbeds. For a fall crop in Central Florida sow the seed in June, July and August; for a long season winter crop on the east coast plant in August, September and October. For an early spring crop in Florida west coast sections sow seed in November and in North Florida in December or January.

Peppers are much more hardy than eggplants, however, it takes a very high temperature to germinate either pepper or eggplant seed satisfactorily, and it is usually very difficult to get a good stand when the ground is wet and cold. Hammock land, or rather moist soil, is best suited to this crop, although any medium good sandy loam soil, properly fertilized, will grow good peppers. Make rows three feet apart and set plants 10 to 16 inches in the row. As this crop is in bearing for a long time, it is most profitable to make several applications of fertilizer, using 400 pounds per acre about every three weeks until at least a ton has been used. A 4-7-5 mixture is recommended.

For the control of insects and diseases see page 55.

The number of days in parentheses after each variety indicates the relative time from setting out plants in the field or garden to picking of marketable green peppers. It requires six to eight weeks to produce plants for the field or garden.

**WONDER GIANT.** (74 days.) This variety of the thick meat Florida Giant type is becoming more and more popular, especially on the west coast of Florida where it has been grown quite extensively during the past few seasons. The vigorous growing plant is more spreading and does not grow as tall as Florida Giant, has abundant large, broad, heavy leaves, and a very sturdy stem. Has been developed and rigidly selected for uniformity in plant and fruit type and productivity. The blocky fruits borne upright on the plant are mostly 4-lobed, with very sweet, thick flesh, of deep glossy green color, making a very attractive pack.

Pkt. 10c; oz. 65c;  $\frac{1}{4}$  lb. \$2.10; 1 lb. \$7.50;  
5 to 25 lbs. \$7.40 per lb.

Prices quoted are postpaid.

Write for special prices on larger quantities.

**FLORIDA GIANT.** (75 days.) This variety, first introduced by us, produces an abundant yield of large, heavy, thick walled, fleshy, dark green fruits, over a long period, but requires heavier and more frequent fertilization, and a richer, more moist soil than thin fleshed varieties of the World Beater type. The tall growing plants, like the fruits, are dark green in color, compact but very vigorous and upright in growth. Although slightly later than World Beater, they are extremely heavy producers, often bearing six to eight large fruits at one time. The fruits are longer than California Wonder and other thick-meat peppers, usually 4 to 4 $\frac{1}{2}$  inches long, and 3 to 3 $\frac{1}{2}$  inches in diameter, usually with four lobes, and unlike most strains of this variety, are smooth and well filled at the blossom end. Makes a very attractive pack and carries well to distant markets.

Pkt. 10c; oz. 60c;  $\frac{1}{4}$  lb. \$1.75; 1 lb. \$6.50  
5 to 25 lbs. \$6.40 per lb.

**IMPROVED WORLD BEATER (New, Thick Wall Strain).** (70 days.) This new strain of World Beater Pepper was developed in our breeding station at Bradenton, Florida by several years of continuous selection for a more uniform, thicker walled, heavy yielding strain. In numerous trial plantings in different sections of Florida we have found this strain to be an enormous yielder of uniform, true to type, smoother, thicker walled fruits, which are larger in size and carry better to distant markets than regular World Beater which usually are very thin-walled. In some sections it has brought a premium on the market and sold in line with the Thick-Walled California Wonder Type. Superior to other strains from the standpoint of smoothness, solidity, size and uniformity. The plants are erect in growth and hold the large heavy fruits well off the ground.

Pkt. 10c; oz. 65c;  $\frac{1}{4}$  lb. \$2.15; 1 lb. \$7.50;  
5 lbs. to 25 lbs. \$7.40 per lb.



**YOLO WONDER (Mosaic Resistant Pendent California Wonder).** (New). (75 days.) This new variety of thick meat pepper possesses a combination of two desirable qualities not found in any other California Wonder type pepper, namely high resistance to tobacco mosaic disease, and in addition it produces almost 100% pendent fruits, which tendency for the fruits to hang down means they are protected to a great extent by the large, deep green leaves, and hence do not sunburn as badly as other strains of thick meat pepper which produce upright fruits exposed to the sun. This strain produces a rather short bush, which makes it especially well adapted to muck soil. The fruit is rather short and blocky, with a tendency to be indented at the blossom end. The fruit type resembles California Wonder. Under mosaic conditions it will produce large yields of high quality, dark green, fancy fruits when other varieties of this type will produce low yields of malformed and poor color fruits. Every Florida pepper grower should give this promising new disease resistant variety a trial this season.

Seed supply extremely limited.

Pkt. 10c; oz. 75c; ¼ lb. \$2.25; 1 lb. \$8.00; 5 to 25 lbs \$7.90 per lb.

**BLIGHT RESISTANT WORLD BEATER.** (68 days.) This is a very superior, disease-resistant strain of World Beater developed by us in Florida, which is especially well adapted for a fall crop in Florida. It stands poor growing conditions better than any other strain of World Beater and still produces a good crop, when other strains are practically a complete failure, especially in late fall and during rainy weather. This is one of the most valuable peppers we have ever developed and introduced to Florida growers. The plants are rather low growing, vigorous, and exceedingly productive, and early. Fruits are about 4½ inches long and 3½ inches in diameter, broad at the blossom-end, slightly elongated, usually with four lobes. Fruits are large, fairly thick meated and of very attractive market appearance. Extremely early and an enormous yielder.

Pkt. 10c; oz. 45c; ¼ lb. \$1.40; 1 lb. \$5.00  
5 to 25 lbs. \$4.90 per lb.

**EARLY CALWONDER.** (68 days.) An early maturing strain of California Wonder, maturing 7 to 10 days ahead of other strains of this type, and according to our Florida tests this strain holds up and produces large size fruits over a long season. The plant is not so tall and erect in growth as regular California Wonder, but is more dwarf and spreading, although very vigorous and prolific. The fruits usually are four-lobed and very attractive in appearance, being smooth, dark green in color, uniform and very thick meated. This extra early strain should be planted by every grower interested in a thick meated type of pepper. It is rapidly growing in popularity.

Pkt. 10c; oz. 60c; ¼ lb. \$1.75; 1 lb. \$6.50  
5 to 25 lbs. \$6.40 per lb.

**NEAPOLITAN (Italian).** (60 days.) This is an extremely early, medium large, prolific variety, growing in popularity on some northern markets where it is in great demand among Italian people. This plant is wonderfully productive, carrying as many as forty fruits on a single plant. The fruits are upright in growth, averaging 4 inches long and 2 inches in diameter, three-lobed, yellowish green in color, becoming bright red when ripe. The flesh is extremely mild and sweet.

Pkt. 10c; oz. 55c; ¼ lb. \$1.65; 1 lb. \$6.00  
5 to 25 lbs. \$5.90 per lb.

**ITALIAN "EL" (Green Neapolitan).** (65 days.) This green-fruited strain of Neapolitan is in increasing demand on northern Italian markets where it is preferred to the regular yellow-fruited Neapolitan because of its peculiar sharp taste. Fruits are slightly larger and thicker fleshed than the regular yellow Neapolitan. The vigorous growing plants produce an enormous yield of light green fruit over a very long season.

Pkt. 10c; oz. 55c; ¼ lb. \$1.65; 1 lb. \$6.00  
5 to 25 lbs. \$5.90 per lb.

**RUBY GIANT.** (70 days.) This improved strain of Ruby Giant which we have developed as the result of many years of individual plant selection makes an exceedingly strong, vigorous, upright growing plant, it being more disease resistant and withstanding poor growing conditions, yet producing a good crop, better than other varieties of this type. Dark green fruits are somewhat similar to World Beater in shape, being large, mostly four-lobed, slightly tapering, and very attractive in appearance. The thick flesh is exceedingly sweet, mild, and of excellent quality. Our strain of this variety is extremely productive and bears over a long period, producing very large fancy fruits, uniformly true to type. No better strain of this popular variety can be found anywhere for Florida growing conditions.

Pkt. 10c; oz. 50c; ¼ lb. \$1.50; 1 lb. \$5.50  
5 to 25 lbs. \$5.40 per lb.

**CALIFORNIA WONDER.** (75 days.) An outstanding medium late variety, gaining in importance. Plant is vigorous, upright, prolific. The thick meated, smooth, large, heavy fruits average about four inches in length and about the same in diameter. We have improved this variety by making our strain more productive and longer bearing than most others. This is an excellent shipping type, holding up well in transit and on the market, and is in great demand for hauling by trucks because of its good holding-up qualities. Solid thick walls and very sweet and mild. Blocky in shape. Color an attractive, glossy dark green. On poor soil, devoid of plant food and moisture, fruits of this variety after the first harvest may tend to "button" or be of small size. For best results, and to produce large, fancy fruits over a long season, this variety requires heavier fertilization and an ample and continuous soil moisture supply.

Pkt. 10c; oz. 60c; ¼ lb. \$1.75; 1 lb. \$6.50  
5 to 25 lbs. \$6.40 per lb.

**ANAHEIM CHILI (Hot).** (80 days.) A popular, rather long, mildly pungent variety, but not as hot as the small fruited Long Red Cayenne. The fruits are very meaty, measuring 6 to 7 inches in length and 1 to 1½ inches in diameter at stem end, and are green, ripening to a bright red. Often dried for winter use.


Pkt. 10c; oz. 55c; ¼ lb. \$1.65; 1 lb. \$6.00  
5 to 25 lbs. \$5.90 per lb.

**HUNGARIAN YELLOW WAX (Hot).** (60 days.) A very early, hot sort, valuable for canners. Plants are rather dwarf in growth, and exceedingly prolific. Fruits pendant, medium slender, long, tapering, smooth and very hot or pungent. Color waxy yellow, changing to bright crimson at maturity.

Pkt. 10c; oz. 55c; ¼ lb. \$1.65; 1 lb. \$6.00  
5 to 25 lbs. \$5.90 per lb.

**LONG RED CAYENNE (FINGER) (Hot).** (70 days.) This favorite hot variety produces large and productive plants. Fruit, 4 to 5 inches long, ½ inch thick, slender, tapering, pendant, very hot or pungent, deep green in color, ripening to a brilliant red. Used largely for canning and in pickles.

Pkt. 10c; oz. 55c; ¼ lb. \$1.65; 1 lb. \$6.00  
5 to 25 lbs. \$5.90 per lb.



Typical fruits of Early Calwonder

# SEED POTATOES

Plant 600 to 900 pounds (10 to 15 bu.) per acre in 3-ft. rows.

In the garden plant 12 pounds to 200 feet of row for a family of 3 to 4 people.

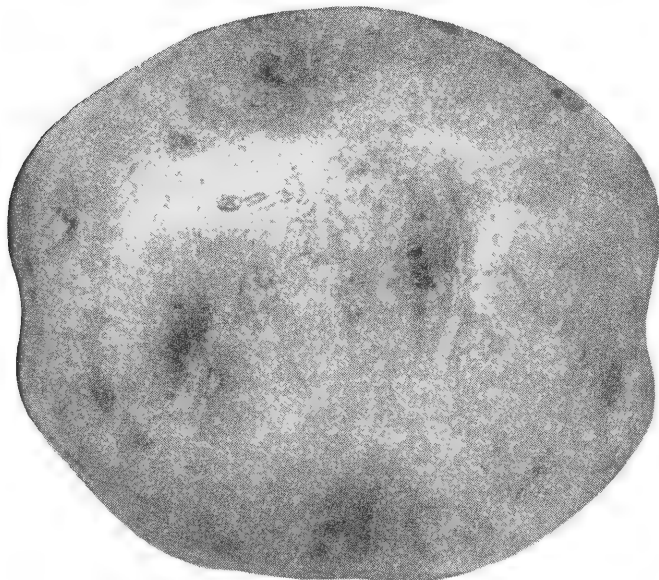
**Culture.** Plant in rows 36 to 42 inches apart, dropping a seed piece every nine to ten inches, in the row. The seed piece should be at least one to one and one-half ounces in size. It is best to cut seed within one day of planting. Fertilizer should be put in seven or eight days before planting. Use from 1,500 to 2,000 pounds per acre, depending on type of soil. A 4-7-5 fertilizer mixture is a good standard for potatoes. On rich Everglades muck from 200 to 500 pounds per acre of a 0-10-12 or 0-8-16 mixture applied in one application at planting time is a common practice. To control blight and increase the yield, spray with "Dithane D-14," using 2 quarts Dithane D-14,  $\frac{3}{4}$  lb. zinc sulphate, to 100 gallons water. For control of insects and diseases see page 55.

**RED PONTIAC (Dakota Chief) (State Certified.)** (80 days.) Packed in 100-lb. bags. This variety is the result of a cross, Red Bliss and Katahdin, made by the Michigan Experiment Station. In tests at the Subtropical Experiment Station in Homestead and elsewhere in Florida, it has greatly outyielded Red Bliss. It is a little later in maturing than Bliss. The tubers of Red Pontiac are slightly longer, and have shallower eyes than tubers of Bliss, but the color is a bright red like Red Bliss. Pontiac tubers are tougher, stand shipment better and are better keepers than Bliss.

**RED BLISS (BLISS TRIUMPH) (State Certified.)** (75 days.) Packed in 100-pound bags. This has been and still is the standard variety for central and south Florida, where in the past it has been planted almost to the exclusion of all other varieties by commercial growers. It is grown in by far the largest number of counties in Florida. It is very early, of attractive appearance, with roundish to roundish-flattened tubers, with the stem end usually deeply indented. The tubers are solid red in color, with rather deep and numerous eyes.

Write Plant City or your nearest Kilgore store for price on seed potatoes stating variety and quantity wanted.

*Our Florida proving grounds are maintained for the purpose of proving to ourselves and our customers that our seeds are free from all mixture and produce absolutely true-to-type vegetables.*



A Typical Tuber of State Certified Red Bliss or Bliss Triumph Potato

# PUMPKIN

Plant two pounds per acre.

In the garden plant  $\frac{1}{2}$  ounce to 50 feet for a family of 3 or 4 people.

**Culture.** Plant 4 to 5 seeds in hills 8 to 10 feet apart one way and 5 feet apart the other way, when the weather gets warm. Can be planted in corn. Thin to two or three plants after well started. Give shallow and frequent hoeings until vines begin to run. Cut pumpkins when fully ripe.

Prices quoted are postpaid.

Write for special prices on larger quantities

**ALAGOLD.** (See Squash, Page 31.)

**KING OF THE MAMMOTHS.** (100 days.) Commonly known as a pumpkin, but is really the very large fruited Mammoth Chili squash, known as the giant among squashes. Fruits are globular, slightly ribbed, light yellow color mottled with orange. Flesh is solid, light yellow-orange, coarse, of fair quality. Grown mainly for stock feed or exhibition purposes. Fruits measure 20 to 22 inches across and weigh 60 to 80 pounds.

Pkt. 10c; oz. 20c;  $\frac{1}{4}$  lb. 50c; 1 lb. \$1.75  
5 to 25 lbs. \$1.65 per lb.

**SMALL SUGAR.** (110 days.) The best variety for general use, and particularly desirable for pies. Fruits are round, flattened at ends. Skin is hard, smooth, somewhat ribbed, of deep orange color. Flesh is thick, sweet and dry, of bright orange color, and very high quality. Very productive. Makes delicious pumpkin pies. Fruits measure eight to ten inches and weigh six to eight pounds.

Pkt. 10c; oz. 20c;  $\frac{1}{4}$  lb. 50c; 1 lb. \$1.75  
5 to 25 lbs. \$1.65 per lb.

**CORNFIELD.** (118 days.) A prolific and vigorous grower, usually planted in cornfields. Extensively grown for making pies, for canning and for stock feed. Fruits are large, round to slightly flattened, with a hard, smooth surface, slightly ribbed, with a deep yellow or orange color. Fruits measure 12 to 14 inches and weigh 15 to 20 pounds.

Pkt. 10c; oz. 20c;  $\frac{1}{4}$  lb. 50c; 1 lb. \$1.75  
5 to 25 lbs. \$1.65 per lb.

## RHUBARB

Sow 3 to 4 pounds in seedbed for an acre of plants, or plant 5 to 6 pounds per acre in field.

For the garden sow a packet in seedbed for 15 plants to set 25 feet of row for a family of 3 or 4 people.

**Culture.** Plant in the fall in rows  $2\frac{1}{2}$  to 3 feet apart and thin to about 18 to 24 inches in the row. It is best to plant seed in seedbed and transplant to field or garden. Rhubarb does best in well drained, fertile, moist soil, rich in humus. In Florida it is necessary to plant Rhubarb each season.

**VICTORIA.** (90 days from plants set in field or garden to edible stalks.) This vigorous growing variety produces thick, fleshy stalks of the best quality and flavor, and with attractive red color. It is the best variety for Florida.

Pkt. 10c; oz. 30c;  $\frac{1}{4}$  lb. 85c; 1 lb. \$3.00  
5 to 25 lbs. \$2.90 per lb.

## ROSELLE Jamaica Sorrell or Florida Cranberry

(175 days from seed planting to ripe fruits.)

Plant 3 pounds per acre. In the garden plant one packet to 25 feet of row for a family of 3 or 4 people.

The red fruit is used when young for making jelly and jam. It is grown commercially for local markets, fruits being marketed in quart berry baskets.

**Culture.** Plant seed in field in March and April in Florida, when the ground is warm, spacing row 5 to 6 feet apart and thinning to about  $2\frac{1}{2}$  feet apart in the row, leaving one strong plant at a place. Roselle is an all-season crop requiring from five to six months from seeding to ripe fruits.

Pkt. 10c;  $\frac{1}{2}$  oz. 35c; oz. 60c;  $\frac{1}{4}$  lb. \$1.75; 1 lb. \$6.50  
5 to 25 lbs. \$6.40 per lb.

# RADISH

Plant 6 to 8 pounds per acre.

In the garden make four plantings at different times.

Plant 1 packet in 25 feet of row at each planting for a family of 3 or 4 people.

**Culture.** Plant in rows 12 to 18 inches apart and thin to 1 or 2 inches in the row. Successive plantings should be made every few weeks for a continuous supply. For best results, a rich, loose, moist sandy loam or muck soil is best. Radishes must be grown rapidly to be crisp and tender, and of best quality. Our radish seed stocks are produced each year from carefully selected transplanted roots. For insect control see page 55.

Prices quoted are postpaid.

Write for special prices on larger quantities

**EARLY SCARLET GLOBE.** (21 days.) We have a perfected stock of this superb extra-early variety that was grown from specially selected, transplanted roots. It is the earliest of all varieties; roots are of good size, globe-shaped, with a medium top. They are crisp and tender, of uniformly attractive bright, scarlet color. In great demand on all markets.


Pkt. 10c; oz. 15c; ¼ lb. 35c; 1 lb. \$1.00  
5 to 25 lbs. 90c per lb.

**SCARLET TURNIP WHITE-TIPPED (Sparkler).** (22 days.) A superior strain of this popular early variety. The roots are nearly round, being slightly flattened on the underside, deep scarlet, shading to a white tip on the bottom. They are very solid, crisp, tender, and sweet. Attractive in appearance.

Pkt. 10c; oz. 15c; ¼ lb. 35c; 1 lb. \$1.00  
5 to 25 lbs. 90c per lb.

**LONG WHITE ICICLE.** (23 days.) This is the earliest and leading long radish. The straight roots are from 5 to 6 inches long, cylindrical, and very smooth and waxy white throughout. The flesh is mild, crisp, tender and of exceptionally fine quality. The highest edible quality of all radishes.

Pkt. 10c; oz. 15c; ¼ lb. 35c; 1 lb. \$1.00  
5 to 25 lbs. 90c per lb.



Early Scarlet Globe Radish. Unsurpassed in color and uniformity

---

# SPINACH

Virginia Savoy—Plant 12 to 15 pounds per acre in rows, or 20 to 25 pounds per acre broadcast.

In the garden make two plantings at different times

Plant one packet to 50 feet of row at each planting for a family of 3 or 4 people.

All prices quoted are postpaid.

Write for special prices on larger quantities.

**Culture of Virginia Savoy Spinach.** Successful for fall and winter planting. Does not grow well in hot weather. Requires a moist, rich soil, the richer the better. Plant seed in rows 16 to 20 inches apart, and thin to 4 to 5 inches apart in the row. For insect control see page 55.

**VIRGINIA SAVOY (Blight Resistant).** (40 days.) Better for market than the smooth leaved varieties, because it does not pack as closely and thus is not as subject to heating as are the smooth leaved varieties, nor does it wilt or turn yellow as quickly before reaching the consumer. Developed for resistance to blight or mosaic disease. The plant is upright and compact in growth, with very thick, curly or savoyed dark green leaves.

Pkt. 10c; oz. 15c; ¼ lb. 35c; 1 lb. \$1.00  
5 to 25 lbs. 90c per lb.

New Zealand—Plant 3 to 4 pounds of seed per acre  
In the garden plant one packet to 25 feet of row for a family of 3 or 4 people.

**Culture of New Zealand Spinach.** As seeds are very hard and germinate with difficulty, soak them in warm water for 24 hours to hasten germination. Plant in rows three feet apart, and drop three or four seeds per hill about 20 inches apart. Thin to one plant per hill.

**NEW ZEALAND.** (60 days.) Entirely distinct from the true Spinach. The plant is tall and very spreading, with numerous side shoots. It grows to a height of 1 foot and spreads to a radius of 2 feet. Leaves are very thick, light green, rather small, broad and pointed. It grows well in hot weather, and is sometimes called "Summer" or "Hot-weather Spinach." The leafy tips of the branches are removed and new growth follows, making possible many cuttings. It does best on moist, rich land.

Pkt. 10c; oz. 15c; ¼ lb. 45c; 1 lb. \$1.50  
5 to 25 lbs. \$1.40 per lb.

---

# SAGE

A very popular garden herb for Florida. It is used in flavoring or seasoning. Leaves should be cut as plant blooms, and should be dried quickly in the shade. Grows 12 to 18 inches tall.

**Culture.** Sage does well on a sandy soil. Plant seed in rows 15 to 18 inches apart. Thin to six inches in the row. The plant is a hardy perennial, and of easy culture in Florida.

Pkt. 10c; ¼ oz. 35c; 1 oz. \$1.00

# SQUASH

Squashes exhibit greater variation in plant and fruit character and hybridize or cross and become mixed more readily in seed production than any other vegetable. Consequently squashes are given special care and attention in our breeding grounds and production fields in the north and west. Pedigreed lines are established by covering buds on most desirable plants with bags to control pollination and prevent crossing. Market seed is grown from these pedigreed lines in fields well isolated from any other squash variety. In this way we are able to supply our customers with uniformly true-to-type strains of squash seed.

**Culture.** This is one of the quickest and easiest crops that can be grown, and usually proves very profitable. The earliest varieties begin bearing in six or seven weeks from time of planting the seed. Squashes can be grown on almost any kind of soil. Use from 800 to 1,000 pounds of fertilizer per acre.

For bush varieties, have rows at least 3 to 4 feet apart and hills 2 feet apart in the row. Plant 3 to 5 seeds in each hill, and thin out to two plants when 3 inches high. Bush squash in Florida is a good paying crop for fall or spring. Plant for spring, during January, February and March; for fall, from August until October. The early squash brings the big money. Mosaic disease has become a most serious disease of squash in many sections of Florida. For the control of squash insects and diseases see page 54.

The number of days in parenthesis after each variety represents the average time required from seed planting to edible or marketable fruits.

All prices quoted are postpaid.

Write for special prices on larger quantities.


## Bush Varieties

Plant 2 to 3 pounds per acre.


In the garden plant one packet to 50 feet for a family of 3 or 4 people.

**COCOZELLE (Italian Vegetable Marrow).** (50 days.) This is the true Italian Vegetable Marrow. When ready for market, the fruit is 10 to 12 inches long, slender, 1 to 1½ inches in diameter, cylindrical in shape, straight, smooth, dark green with lighter green stripes. Our stock of this variety produces a small, bushy, open type of plant, with small, deeply cleft leaves, but with an immense yield of uniformly true-to-type fruits. We have devoted many years to the development of this superior strain, and we can say with full confidence that our Cocozelle is the earliest, most prolific, and uniformly true-to-type strain you can secure anywhere.

Pkt. 10c; oz. 15c; ¼ lb. 45c; 1 lb. \$1.50  
5 to 25 lbs. \$1.40 per lb.



Cocozelle Squash, or Long Slender Italian Vegetable Marrow  
*A typical specimen of Kilgore's stock grown in our Florida Proving Grounds*



We have worked for many years on our Early Yellow Summer Crookneck, and we are now offering Florida growers in our new crop seed for 1953 planting, a very early and exceedingly prolific, light lemon-yellow color strain with a more open type of plant growth. No better strain of this most popular variety can be secured anywhere for Florida planting. This is absolutely the finest strain for Florida that money can buy.

Early Yellow Summer Crookneck or Baby Crookneck

**EARLY YELLOW SUMMER CROOKNECK (BABY CROOKNECK).** (45 days.) This is the most popular and most extensively grown of any variety of squash in Florida. The fruits are small with thin, curved neck and exceedingly uniform as to type. Its rich, bright, lemon-yellow color gives it a very good market appearance, and it is in big demand on all southern markets. Our stock of this variety is very early and exceedingly prolific, and has been selected for uniformly shaped fruits with a pronounced crook.

Pkt. 10c; oz. 15c; ¼ lb. 45c; 1 lb. \$1.50  
5 to 25 lbs. \$1.40 per lb.

**BLACK ZUCCHINI (Kilgore's Improved Selection).** (45 days.) The plant of this improved selection, instead of developing a large, vigorous growing bush like the regular Black Zucchini, forms a short, single semi-runner, and produces an enormous, yield of fruit over a long period. The plant is an open type of growth, with small, deeply cleft leaves, allowing the air and sunlight to circulate and prevent fruit rot. The fruits are dark green in color, six to eight inches long at market stage. A very early, extremely prolific, improved strain of Black Zucchini.

Pkt. 10c; oz. 15c; ¼ lb. 45c; 1 lb. \$1.50  
5 to 25 lbs. \$1.40 per lb.

## SQUASH—BUSH VARIETIES (Continued)

**EARLY PROLIFIC STRAIGHTNECK.** (42 days.) This development is ten days earlier and more productive than other strains of Straightneck Squash. The plants are less vigorous, and the fruits are of brighter lemon-yellow color. Valuable for both home and market use. Because of its uniformity, earliness, high yield, and attractive appearance, this variety is growing in popularity by leaps and bounds especially in northern markets. Makes a very attractive pack.

Pkt. 10c; oz. 15c; ¼ lb. 45c; 1 lb. \$1.50  
5 to 25 lbs. \$1.40 per lb.

**WOOD'S EARLY PROLIFIC (Patty Pan Type).** (42 days.) This is the earliest, meatiest, and most prolific of the patty pan type. It will average seven days earlier than Early White Bush, mature all of its fruits quickly and will be almost half through producing by the time Early White Bush begins making much of a crop when planted at the same time. The plants are extremely prolific, producing round, smooth, deep, thick fruits, very slightly scalloped, and of creamy-white color, usually with a light greenish cast. The fruits are deeper and thicker than the White Bush, being bulged at both stem and blossom ends. A very good variety to grow where early squashes of the bush scallop type are desired for home use or for shipment.


Pkt. 10c; oz. 15c; ¼ lb. 40c; 1 lb. \$1.25  
5 to 25 lbs. \$1.15 per lb.

**EARLY WHITE BUSH. (Patty Pan Type.)** (48 days.) This is a popular type of squash for shipment to Northern markets. The smooth fruits are of pale green color when very young, becoming white as they grow, are round and flat but deep, with ridged or scalloped edges, measuring up to five or six inches across by three inches thick when ready to market.

Pkt. 10c; oz. 15c; ¼ lb. 40c; 1 lb. \$1.25  
5 to 25 lbs. \$1.15 per lb.

**MAMMOTH WHITE BUSH. (Patty Pan Type.)** (50 days.) A large strain of the Early White Bush, fruits being about one-third larger, measuring 6 to 8 inches in diameter. It is slightly later in maturing and not quite so prolific as Early White Bush. White color is retained in later stages. The fruits are thick, tender, and of very good quality.

Pkt. 10c; oz. 15c; ¼ lb. 40c; 1 lb. \$1.25  
5 to 25 lbs. \$1.15 per lb.



A typical fruit of Mammoth White Bush Squash

## SQUASH - RUNNING VARIETIES

Plant one pound per acre of running varieties  
In the garden plant one packet to 50 feet for a family  
of 3 or 4 people.

**Culture.** Cultural requirement similar to bush squash (see page 30), but running varieties require much more room, planting in rows 6 to 8 feet apart and hills at least 3 to 4 feet apart. Plant 3 to 5 seeds in each hill, and thin to two plants when three inches high. Generally grown as a spring crop in Florida.

The running varieties of squash are distinct from the bush varieties—the vines run 10 to 12 feet. The fruits are left on the vines until fully grown with a hard rind, and are then harvested by cutting the stem. Running squash may be stored in a cool, dry place until desired for use, but must be handled carefully to avoid bruising. Unlike bush squashes, which are prepared only by boiling or frying, fruits of the running varieties may be stored and used either boiled, baked or for making delicious squash pies.

**BUTTERNUT.** (80 days.) Vines produce an immense number of bottleneck or long pear-shaped yellowish-brown or deep buff-colored fruits. Fruits weigh 2½ to 4 lbs., 8 to 10 inches long, and 3 to 4 inches in diameter at the largest diameter. The outer shell is smooth and hard, making this squash a wonderful shipper and keeper. The dry flesh is yellow, fine-textured, sweet, and of excellent flavor. A good keeper and of high edible quality when used as an individual baker. Also excellent for making pies.

Pkt. 10c; oz. 30c; ¼ lb. 85c; 1 lb. \$3.00  
5 to 25 lbs. \$2.90 per lb.

**BOSTON MARROW.** (95 days.) A very productive early maturing variety, making larger sized squash, and maturing about two weeks earlier than the old Blue Hubbard which it resembles in shape. Our strain of this variety has an attractive deep-orange skin which is somewhat rough and quite hard. Thick, fine grained yellow flesh of excellent quality. Useful for canning and for fresh market. Can be held for a long time if fully mature with a hard rind when harvested and kept in a dry, cool, airy place.

Pkt. 10c; oz. 20c; ¼ lb. 60c; 1 lb. \$2.00  
5 to 25 lbs. \$1.90 per lb.

**TABLE QUEEN (ACORN).** (60 days.) Extremely early for a running squash. Makes an enormous yield over a long season. Fruits very dark green, weighing about 2 lbs., with sides deeply ribbed, and with a point at the blossom end. Yellow-colored flesh is very fine-grained and sweet when baked like Hubbard squash. It is a very good keeper and desirable for home and market use, also for shipping.

Pkt. 10c; oz. 15c; ¼ lb. 45c; 1 lb. \$1.50  
5 to 25 lbs. \$1.40 per lb.

**ROYAL ACORN (MAMMOTH TABLE QUEEN) (New).** (65 days.) To meet an increasing demand in Florida for a larger fruited strain of the Table Queen or Acorn Squash, we are offering for the first time this season, this large-fruited Royal Acorn or Mammoth Table Queen. It is slightly later than regular Table Queen, not quite as prolific but the fruits are consistently larger (averaging two inches longer and broader), and of a darker green color. The fruits will average almost double the weight of Table Queen. In other respects this strain is similar to the regular Table Queen.

Pkt. 10c; oz. 20c; ¼ lb. 60c; 1 lb. \$2.00; 5 to 25 lbs. \$1.90 per lb.

**ALAGOLD (Improved African Squash).** (100 days.) This improved strain of African squash is known as "Alagold Pumpkin." It is very resistant to all types of insects which commonly attack squash in the south. Furthermore, the vines seem to be resistant to the various diseases to which squash is subject. The vines are long and very prolific. The firm-fleshed, long-keeping, mature fruits are edible either as baked squash or made into pies. The flesh is very thick and of a cream or salmon color. The fruits are bell shape with a smooth and very tough rind, 8 to 10 inches long and 5 to 6 inches wide at the lower or thickest end and average about 5 pounds in weight. The rind is of a dark green color, maturing to a deep yellow or buff color. Some growers report they have kept unbruised fruits in good condition for as long as a year.

Pkt. 10c; oz. 20c; ¼ lb. 60c; 1 lb. \$2.00  
5 to 25 lbs. \$1.90 per lb.

# TOMATO


Sow  $\frac{1}{4}$  pound in seedbed to plant an acre, or plant  $\frac{1}{2}$  pound per acre in field.

For the garden sow one packet in a seedbed for 50 plants to set 150 feet of row for a family of 3 or 4 people.

If plants are staked and pruned, which is advisable in the garden, sow one packet in seedbed for 50 plants to set 75 feet of row for 3 or 4 people.

All prices quoted are postpaid.

Write for special prices on larger quantities.



Typical fruits of Jefferson (Wilt Resistant) Tomatoes

The Kilgore Seed Company has had over 40 years experience studying the particular requirements of Florida tomato growers. Selections are made each year for earliness, high yield, adaptability, and uniformity in size, shape, and color.

**Kilgore's Bred-Rite Tomato Seeds are Bred and Developed in Florida for Florida.** (See page 34.)

**Culture.** Tomatoes are grown on all kinds of soil, from a light sand to a muck. The land should be put in good condition. Lay off rows  $3\frac{1}{2}$  to 5 feet apart, open a furrow, and drill in 1200 pounds per acre of high grade fertilizer such as 4-7-5, and mix thoroughly with the soil. It is good policy to let this stand for seven to ten days and then plant the seed or set the plants. Seed may be planted direct in the field or preferably in a cloth-covered seedbed. Plants started in a seedbed should be 6 to 8 inches high when ready to transplant to the field in  $3\frac{1}{2}$ -to-5-foot rows and  $2\frac{1}{2}$  to 3 feet apart in a row, or if staked 16 to 20 inches in the row, rows 4 feet apart.

On the east coast of Florida, first plantings are made during August and continue until January. North and Central Florida begin planting for a spring crop the middle to the latter part of December and continue to the middle of February. For a fall crop in Central Florida, plantings are made in July and August. To control blight and other fungous diseases and to increase yields, spray with "Dithane." (See page 61.)

For control of insects and diseases of Tomatoes see page 56. Spraying or dusting tomato plants with Dithane before the disease appears will help prevent the destructive late blight disease from developing, according to the Florida Agricultural Experiment Station.

The number of days indicated after each variety represents the time required from setting of plants in the field or garden to produce marketable fruits. It usually takes four or five weeks to produce plants for field setting.

**MANASOTA (Wilt Resistant) (new).** (75 days.) This new Fusarium Wilt resistant variety was developed by the Gulf Coast Experiment Station at Bradenton, Fla. and is well adapted to Florida growing conditions. The plant is of open growth, early maturing, producing beautiful, smooth, deep globe-shaped fruits. An excellent variety especially recommended for old wilt infested soils.


Pkt. 10c;  $\frac{1}{2}$  oz. 40c; oz. 75c;  $\frac{1}{4}$  lb. \$2.25; 1 lb. \$8.00  
5 to 25 lbs. \$7.90 per lb.

**JEFFERSON (Fusarium Wilt Resistant).** (76 days.) This variety was developed from a single plant selection made several years ago in our breeding station at Bradenton, Florida. The plant is medium to heavy in growth, more open than Rutgers and not as subject to bunching as Rutgers, vigorous and high yielding, resistant to Fusarium Wilt. Fruits are globe-shaped, ripening to an attractive dark red color, with an exceptionally good flavor, thick walled with a small core, and relatively free from cracking. Offers good insurance in wilt infested areas. This variety is not resistant to all wilts but is highly resistant to the most serious wilt disease of tomatoes caused by the Fusarium soil fungus.


Pkt. 10c;  $\frac{1}{2}$  oz. 40c; oz. 75c;  $\frac{1}{4}$  lb. \$2.65; 1 lb. \$9.50  
5 to 25 lbs. \$9.40 per lb.

**RUTGERS.** (81 days.) Our improved strain of this important variety is exceedingly uniform in plant growth and produces more uniform, smoother, thick walled, firmer, deeper globe-shaped fruits. The plant is a very vigorous grower, hardy, and a heavy producer of firm green tomatoes which ripen to a bright red, producing an enormous yield of large, deep globe-shaped fruits over a long season. The large fruits are very firm, free of puffs, with thick outer and inner walls. The fruits of our improved strain size up well clear out to the end of the vine, and are smoother and freer of cracks at the stem end. This variety is especially recommended for a spring crop in Florida and is well suited for light sandy soils and also for shallow, dry pine land on the lower east coast of Florida. Not suitable for deep, wet glade lands where it makes too much vegetative growth. This variety stands more rain as well as more drouth than other varieties. Many growers have told us that our Improved Rutgers makes the smoothest as well as the fanciest fruits of any strain of seed in this variety on the market today.

Pkt. 10c;  $\frac{1}{2}$  oz. 30c; oz. 55c;  $\frac{1}{4}$  lb. \$1.65; 1 lb. \$6.00  
5 to 25 lbs. \$5.90 per lb.



Rutgers Tomato



Grothen Globe Tomatoes

**GROTHEN'S RED GLOBE.** (70 days.) This is a very early maturing, high yielding variety especially well adapted for fall planting in Florida, where our strain is developed. All of our production is now based on lines developed, selected, and produced at our Florida breeding station. The plants are of open growth with rather small foliage requiring rich, deep, moist land for best results, maturing fruits about 12 days earlier than Rutgers, and ripening to a beautiful red color. A heavy producer of smooth, deep globe-shaped, large fruits, sizing up well clear to the top of the plants, producing a very high percentage of fancies. The fruits are firm and solid, and the interior ripens slowly, making this variety an exceptionally good shipper. Earliness and high yields of large fruits, of excellent shipping quality, are the main factors recommending this variety. It does not do so well on light sandy soils, but is especially recommended for a fall, winter and early spring crop in Florida and is well suited to deep, wet glades, hammock, and rich sandy loam soils.

Pkt. 10c; ½ oz. 35c; oz. 60c; ¼ lb. \$1.90; 1 lb. \$7.00  
5 to 25 lbs. \$6.90 per lb.

**HOMESTEAD (STEP 89) (Wilt Resistant) (New).** (78 days.) This new Fusarium Wilt resistant variety has been tested in the Homestead, Florida area for three seasons under the designation of "Step 89" where it has given favorable results especially in Fusarium Wilt infested soils. It was developed by the U.S.D.A. Vegetable Breeding Laboratory at Charleston, S. C. The vigorous growing plants, of Rutgers type, which is one of the parents, makes a semi-determinate vine growth. It is slightly earlier than Rutgers and the fruits are meaty, thick walled, and it is claimed to ripen firmer than Rutgers, making it an excellent long-distance shipper. It is also comparatively free of cracking and puffiness. It is a heavy producer of smooth, globe-shaped fruits especially on old, wilt infested tomato land.

Seed supply extremely limited.

Pkt. 25c; ½ oz. 45c; oz. 85c

**PONDEROSA. (Brimmer.)** (88 days.) A very large, pink-fruited variety. The fruits are more or less flattened, very solid and meaty with few seeds, and of splendid edible quality. Recommended only for home gardens because its unusual size and weight are disadvantages in shipping.

Pkt. 10c; ½ oz. 45c; oz. 85c; ¼ lb. \$2.75; 1 lb. \$10.00  
5 to 25 lbs. \$9.90 per lb.

**KILGORE'S WILT RESISTANT GROTHEN GLOBE.** (70 days.) This strain of Grothen Globe has been developed from a cross of Pan America and regular Grothen's Globe which was made several years ago by the Kilgore Seed Company. Wilt Resistant Grothen Globe possesses all the good qualities of the regular Grothen's Globe, and in addition it is very resistant to Fusarium Wilt. In numerous comparative trials between Wilt Resistant and regular Grothen's Globe, even where wilt was not a factor, the Wilt Resistant strain yielded just as high as the regular strain. This Fusarium Wilt Resistant strain is especially recommended for old, wilt infested soils where the regular Grothen's Globe and other varieties cannot be grown successfully. This strain is not resistant to all wilts, but is highly resistant to the most serious wilt disease of tomatoes caused by the Fusarium soil fungus.

Pkt. 10c; ½ oz. 35c; oz. 65c; ¼ lb. \$2.10; 1 lb. \$7.50  
5 to 25 lbs. \$7.40 per lb.

**PRITCHARD (SCARLET TOPPER).** (75 days.) Vines medium dense, compact, erect, self-topping. Fruit matures very early, several days earlier than Marglobe, are large, smooth, meaty, globular in shape and ripen uniformly to a very deep attractive red color, both exterior and interior. This variety is a heavy cropper and therefore requires rich or liberally fertilized moist soil. Does especially well on Everglades muck.

Pkt. 10c; ½ oz. 30c; oz. 55c; ¼ lb. \$1.65; 1 lb. \$6.00  
5 to 25 lbs. \$5.90 per lb.

**MARGLOBE.** (77 days.) This is an excellent strain of the old standard type of Marglobe. It produces a heavy, vigorous plant growth, partially resistant to nailhead rust, Fusarium Wilt and other diseases. The deep globe-shaped, smooth fruits are heavy, thick walled, firm or solid, and are free of navel and blossom-end scars. The ridging at stem end has been practically eliminated. We have made selections for larger fruit size. Fruit ripens to a beautiful, deep scarlet-red color. Well adapted to and recommended for north Florida.

Pkt. 10c; ½ oz. 30c; oz. 55c; ¼ lb. \$1.65; 1 lb. \$6.00  
5 to 25 lbs. \$5.90 per lb.

**OXHEART.** (90 days.) A smooth, thick, tender and almost seedless pink-fruited tomato of delicious flavor. Rich soil adds greatly to its productiveness. This is an ideal variety for the home garden and for the local market.


Pkt. 15c; ½ oz. 65c; oz. \$1.25; ¼ lb. \$4.00; 1 lb. \$15.00  
5 to 25 lbs. \$14.90 per lb.

# What Will Your Harvest Be?

*The answer to that question depends principally on the kind of seeds you plant.*

**Kilgore's Bred-Rite Seeds Are Bred and Developed in Florida for Florida.**

*This is why The Kilgore Seed Co. is referred to as "Florida's Leading Seedsmen."*



**Partial view of Experimental Farm and Breeding Station at Bradenton, Florida.**

Samples of different stocks of Kilgore seeds are planted from time to time on an Experimental Farm, at Bradenton, Fla. In addition, there also are included in these trials, samples from other seed dealers and seed growers to compare with Kilgore stocks. This shows just how Kilgore's strains and varieties compare in earliness, yield, uniformity, trueness to type and adaptability with others growing side by side under identically the same conditions in Florida. It also enables the company to discover and develop new or improved stocks and varieties of distinct merit for Florida conditions, which we offer to our customers as soon as a supply of seeds can be produced. Modern, scientific breeding methods are employed both in maintaining and improving seed stocks. New products are carefully tested under Florida conditions, and superior stocks are then sent to our seed production fields in the north and west. Careful notes are kept on all experimental farm results which enable us to check up with the constant improvements which are being

made in standard varieties of vegetables. Our principal objective is to breed, develop or select strains and varieties of vegetable seeds in Florida in order that we may offer our customers seeds adapted to Florida growing conditions, which differ materially from those found elsewhere in the United States. A well trained and experienced plant breeder supervises this work.

In addition, the Kilgore Seed Company personnel is in constant contact with the scientific research workers of the main Florida Agricultural Experiment Station at Gainesville, Fla., and with the many sub-experiment stations and field laboratories throughout the state where plant pathologists, horticulturists and plant breeders are doing a splendid work in developing new and improved vegetable varieties especially adapted to the climate and growing conditions of Florida, which we introduce to Florida growers as soon as available.

## **High Vitality Seed Must Be Planted To Secure A Good Stand**

**Kilgore's vegetable seeds are air-conditioned and tested. This means higher vitality, better germination and stronger plants.**

The Kilgore Seed Company, the leader in all new things pertaining to seeds, has installed in its central warehouse at Plant City, Florida, the most up-to-date dehumidifying machinery in order to maintain high vitality in all Kilgore seeds. Surplus seed supplies in our stores are also kept in specially constructed dry rooms where the humidity is maintained at a uniformly low degree by use of chemicals.

In addition to keeping our seeds in artificially dried store-rooms, we have one of the most up-to-date seed testing laboratories, where samples of all of our seed stocks are tested at regular intervals to further insure our customers against planting low vitality seeds. In our laboratory, tests are made every six weeks of all seed stocks in our warehouse, mail order department and fourteen Florida stores. We know at all times the correct germination of all seed stocks we have on hand. If any seed stocks are found to be dropping in germination they are immediately removed from our warehouse and stores and are destroyed.

We are taking all these precautions and giving our customers this extra service without any additional cost, in order to provide in Kilgore's Bred-Rite seeds the best that money can buy. Play safe and get your seeds from the Kilgore Seed Company, Florida's Leading Seedsmen.



# TURNIP

Plant 2 to 3 pounds per acre.

In the garden make three plantings at different times.

Plant 1 packet of turnip seed to 50 feet of row at each planting for a family of 3 or 4 people.

**Culture.** Plant in rows 15 to 20 inches apart. Thin early to one inch, because any over crowding will result in misshapen, slow growing, poor quality roots. Final thinning should be 4 to 6 inches apart. Thinnings may be used for turnip greens. For best quality, turnips should be grown rapidly in rich, moist soil. Turnips can be planted every month in the year.

The number of days for each variety is the time required to produce edible roots from seed plantings.

Prices quoted are postpaid.

Write for special prices on larger quantities.

**TOKYO MARKET (new).** (35 days.) Extremely early in maturity. Beautiful, attractive, pure white, globe-shaped roots. Small foliage grows upright, and is somewhat louse-resistant. Our special stock of this variety is exceedingly uniform, all the roots being of similar shape and maturing about the same time, which makes it an ideal variety to grow for market. Exceptionally fine quality.

Pkt. 10c; oz. 15c; ¼ lb. 40c; 1 lb. \$1.25  
5 to 25 lbs. \$1.15 per lb.

**EXTRA EARLY PURPLE TOP MILAN (EARLY FLORIDA).** (35 days.) The roots are of medium size, smooth, flat, and white, with a bright purple top, and extremely early. Recommended as an extra early home garden and local market variety.

Pkt. 10c; oz. 15c; ¼ lb. 35c; 1 lb. \$1.00  
5 to 25 lbs. 90c per lb.

**WHITE GLOBE.** (44 days.) A handsome, pure white, very large, perfectly round Turnip of fine quality. It has small tops, grows rapidly, and gets very large, producing a heavy yield per acre. Resembles Purple Top White Globe except for color.

Pkt. 10c; oz. 15c; ¼ lb. 35c; 1 lb. \$1.00  
5 to 25 lbs. 90c per lb.

**EARLY WHITE EGG.** (45 days.) An early, oval or egg-shaped variety with clear white roots of medium size. The flesh is white, firm, fine grained and sweet.

Pkt. 10c; oz. 15c; ¼ lb. 35c; 1 lb. \$1.00  
5 to 25 lbs. 90c per lb.

**SHOGOIN (FOLIAGE) TURNIP.** (50 days.) A louse-resistant foliage turnip which resists the hot, scorching sun, dry weather, and lice. It produces an immense yield of upright growing foliage, which is always in good demand during late spring and summer in Florida. The roots are white, semi-globe shaped, but more largely planted for the tops which are large, thick, succulent, tender, and of finest mild flavor.

Pkt. 10c; oz. 15c; ¼ lb. 35c; 1 lb. \$1.00  
5 to 25 lbs. 90c per lb.



A typical root of Purple Top White Globe

**PURPLE TOP WHITE GLOBE.** (50 days.) Ours is a very uniform and well colored strain of this popular variety. Roots are almost globe-shaped, and the flesh and skin are pure white, with a beautiful purple or red at the stem end above ground. Very fine grained and sweet, of superior quality. Grown most extensively in Florida for shipment to northern markets.

Pkt. 10c; oz. 15c; ¼ lb. 35c; 1 lb. \$1.00  
5 to 25 lbs. 90c per lb.

## RUTABAGA

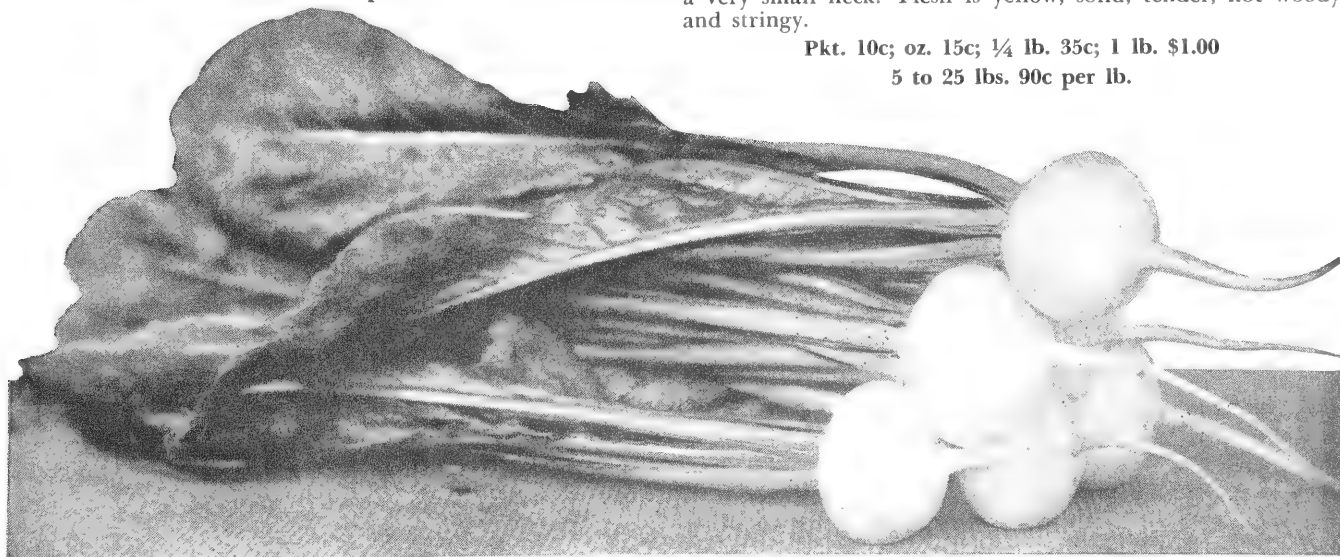
Plant 1 pound per acre

In the garden plant one packet to 100 feet of row.

**Culture.** Rutabaga is best grown as a late fall and winter crop. Seed should be planted in rows 2 feet apart, and the plants should be thinned early to about 5 to 6 inches in the row.

**AMERICAN IMPROVED.** (90 days.) The smooth roots attain a much larger size than turnips; are almost globular, being slightly oblong, pale yellow with purple top, and with a very small neck. Flesh is yellow, solid, tender, not woody and stringy.

Pkt. 10c; oz. 15c; ¼ lb. 35c; 1 lb. \$1.00  
5 to 25 lbs. 90c per lb.



Shogoin (Foliage) Turnip

# WATERMELON

Plant 1 pound per acre.

In the garden plant 1 packet to 75 feet of row for a family of 3 or 4 people.

**Culture.** Watermelons may be grown on nearly all kinds of Florida soils that have good drainage, but rolling, sandy pine land is preferred. In general, new land is best for this crop in order to avoid diseases. The field should be checked off, planting in hills 8 feet apart each way or 7 by 9 feet. Seed should be planted  $\frac{1}{2}$  to 1 inch deep, and plants should be thinned to 2 or 3 plants per hill when they are still small and when all danger of frost is past, later thinning to 1 plant per hill for best results. The most successful growers apply a 4-7-5 fertilizer mixture about a week before planting the seed. A second application may be made if necessary when the vines begin to run. The fertilizer should be worked into the hills before planting at the rate of two pounds per hill, or 800 pounds per acre. The first planting of watermelons for an early crop in Florida should be made about January 1st and successive plantings may be made up to about the middle of February in Central and South Florida. Plantings in North Florida are made 2 or 3 weeks later. For earlier melons use **Hotkaps**. (See page 75.)

The leaf, stem and fruit disease of watermelons, anthracnose as well as gummy stem blight, the spores of which diseases are frequently present on melon seed, are killed by treating the seed with "Sperguson Seed Protectant." (See pages 52 and 62.) If for disease and insect control see page 56.

For pollination of watermelons, see second paragraph under cucumber culture—page 16.

All our melon seed is now treated with Sperguson to control seed-borne diseases.

The number of days after each variety indicates the time from seed planting to ripe fruit.

All prices quoted are postpaid.

Write for special prices on larger quantities.

**WILT RESISTANT DIXIE QUEEN (Large seeded strain) (new).** (90 days.) This new strain of Dixie Queen is not only highly resistant to Fusarium Wilt, but also possesses better edible and market qualities than other strains of this variety. The fruits average larger size, are much more uniform in size, shape and color, and are of higher edible quality than regular strains of Dixie Queen. The melons cut redder and ship better than the regular standard strain. Seeds are about 50% larger in size, and the rind has more distinct white stripes than the regular strain. This strain being resistant to wilt can be grown on the same soil year after year, and like Blacklee is not only valuable for commercial production, but also for home gardens where wilt is usually a very serious factor. We highly recommend this new improved strain of Dixie Queen.

Pkt. 10c; oz. 20c;  $\frac{1}{4}$  lb. 60c; 1 lb. \$2.00

5 to 25 lbs. \$1.90 per lb.



The new Congo (U.S.D.A. 46-40) (Anthracnose-Resistant) Watermelon

**BLACKLEE (Wilt-Resistant).** (100 days.) This variety grows vigorously, is resistant to Fusarium Wilt disease, and produces a very abundant crop of uniform, medium size, elongated, blocky, very symmetrical and smooth, attractive appearing melons with dark rich green-colored rind, which rind is very thin but hard, tough and of good carrying quality, making it a good long distance shipper and good keeper. The flesh is an attractive bright red with medium size black seed, of excellent flavor and fine texture and delicious, crisp, sweet eating quality. By pruning to two melons per vine, the size can be somewhat increased, and the melons will ripen several days earlier.

Pkt. 10c; oz. 15c;  $\frac{1}{4}$  lb. 45c; 1 lb. \$1.50

5 to 25 lbs. \$1.40 per lb.

**CONGO—FLORIDA STATE CERTIFIED—(Anthracnose Resistant).** (90 days.) This State Certified strain of Congo comes from fields inspected and certified for trueness to type and freedom of mixture by the Florida State Department of Agriculture. *THIS CERTIFIED SEED IS SOLD ONLY IN 1 LB. SEALED BAGS with the official Florida State Department of Agriculture certification tag attached to each sealed bag.*

1 lb. \$2.75. 5 to 25 lbs. \$2.65 per lb.

**CONGO (U.S.D.A. 46-40) (Anthracnose Resistant).** (90 days.) This outstanding disease-resistant variety was developed and introduced by the U.S.D.A. Southeastern Vegetable Breeding Laboratory, Charleston, S. C. It is the only shipping variety known today which is resistant to anthracnose disease. The vines remain green longer than with other varieties to protect the melons from sun burning. In order to be sure Congo retains its resistance to anthracnose, it is very important to get seed produced in Florida where anthracnose is prevalent every year. Don't take chances on out-of-state Congo seed. It is of exceptional importance not only because of its anthracnose-resistance, but also because of its exceedingly hard, tough rind which resists breakage and bruising in transit. Because of its toughness of rind and good carrying qualities in cars, railroad men and buyers are very much interested in it. In addition to these two good qualities, it possesses many other desirable features. It is an enormous yielder of large size melons, under good growing conditions ranging from 32 to 40 pounds. Similar in size and shape to Garrison but having a darker green rind with darker green stripes. It is free of the tendency to produce gourd necks. Flesh of attractive bright red color, of excellent quality and flavor, ripening well out to the rind,

with small white seeds having light tan smears, and very attractive interior appearance. This variety does not need a heavy fertilization as other varieties, and little, if any, side dressing with soda or nitrogen fertilizer should be used because heavy nitrogen fertilization may cause hollow heart or separation of the flesh. Furthermore melons of this variety should be harvested just before full maturity to avoid hollow hearts. This is one of the promising new varieties of watermelon for shipment yet introduced, and it has a big future.


Pkt. 10c; oz. 20c;  $\frac{1}{4}$  lb. 60c;

1 lb. \$2.00

5 to 25 lbs. \$1.90 per lb.

*We have specialized in  
watermelon seed for  
many years.*

*Our melon seed is produced  
from specially selected  
stock seed.*



**Florida Giant (Black Diamond or Cannon Ball).** A standard, high-yielding variety for Florida

**FLORIDA GIANT (BLACK DIAMOND or CANNON BALL).** (92 days.) The vines are of vigorous growth and produce large, nearly round, solid dark-green skin melons, with thick rind and firm, rather coarse grained and fibrous, sweet, deep red, attractive flesh with small black seeds. Very hardy, and withstands poor growing conditions better than most other varieties. This variety is sometimes called black-seeded Stone Mountain. It resembles Stone Mountain in form, but has a much darker rind and grows to much larger size. Because of the dark green rind, it is in great demand, always having a fresh appearance. Has grown in favor by leaps and bounds among commercial melon growers in Florida. Also a desirable home garden variety.

**Pkt. 10c; oz. 15c; ¼ lb. 45c; 1 lb. \$1.50  
5 to 25 lbs. \$1.40 per lb.**

**IRONSIDES (Wilt Resistant) (New).** (92 days.) This promising new wilt resistant variety was developed by the U.S. Regional Vegetable Breeding Laboratory, Charleston, S.C. Fruits are large, long, dark green, showing considerable longitudinal ribbing. Ironsides has a thin but very tough rind and sunburns less than other varieties. It has attractive deep red flesh, with small black seeds. Very fine, smooth, crisp texture, and free of stringiness. The flavor is superior to practically any other variety. It produces few melons per plant, requiring but little fruit pruning. Care should be used not to leave the melons on the vine too long or let them get over-ripe. Over mature melons tend to develop hollow-heart rapidly. This variety should make a good shipping melon, and because of its exceedingly high edible quality and its high resistance to Fusarium Wilt it should be exceptionally well suited for home garden production.

**Pkt. 10c; oz. 30c; ¼ lb. 85c; 1 lb. \$2.75; 5 to 25 lbs. \$2.65 per lb.**

**NEW HAMPSHIRE MIDGET (ICEBOX TYPE) (New).** (65 days) This small icebox type melon, weighing 3 to 5 lbs. is attracting lots of attention in Florida for home use, roadside stands, and local markets. It is the earliest of all watermelons making ripe fruits in from sixty to seventy days from seed planting. The vines lack vigor, but are very prolific, setting many small melons, round to slightly elongated in shape with a light grey mottled rind, which is very thin and tender. Flesh is a beautiful deep red with small black seeds. Of excellent quality. This has been found to be the best of the "icebox type" melons for Florida.

**Seed supply limited.**

**Pkt. 10c; oz. 35c; ¼ lb. \$1.00; 1 lb. \$3.50; 5 to 25 lbs. \$3.40 per lb.**

**BLACK DIAMOND—OKLAHOMA CERTIFIED.** (92 days.) Our certified Black Diamond or Cannon Ball is produced for us by one of the best watermelon seed growers in Oklahoma and the fields are thoroughly inspected and certified by the Oklahoma Crop Improvement Association. No finer strain of seed of this popular variety can be secured anywhere at any price. Not a melon is shipped from our Oklahoma seed growing fields, and seed is saved from only the earliest maturing, largest sized and best shaped melons. *This certified seed is sold only in 1 lb. sealed bags* with the official Oklahoma Crop Improvement Association Certification tag attached to each sealed bag.

**1 lb. \$2.75. 5 to 25 lbs. \$2.65 per lb.**

**SUPER-BLACK DIAMOND (New, Yellow Belly Strain).** (92 days) Our seed of this new strain was harvested from only the largest, most uniform melons in the field. Melons are round in shape, like the regular Black Diamond, however, of a darker blue-green color, bottom of the melon being a deep yellow. Seeds blackish brown, little darker than the regular Black Diamond, also seeds are smaller in size. Rind somewhat thinner, and a little tougher. Meat very red, larger heart, and better quality. Anthracnose does not bother this type as much as the regular Black Diamond melon. The Super Black Diamond is a heavy bearer. Florida melon growers will be highly pleased with this new strain of "Super" Black Diamond. Because of its attractive dark green rind and superior edible quality as compared to other strains of Black Diamond or Florida Giant, it should become the leading strain in Florida as soon as it becomes better known.

**Pkt. 10c; oz. 30c; ¼ lb. 85c; 1 lb. \$2.75; 5 to 25 lbs. \$2.65 per lb.**


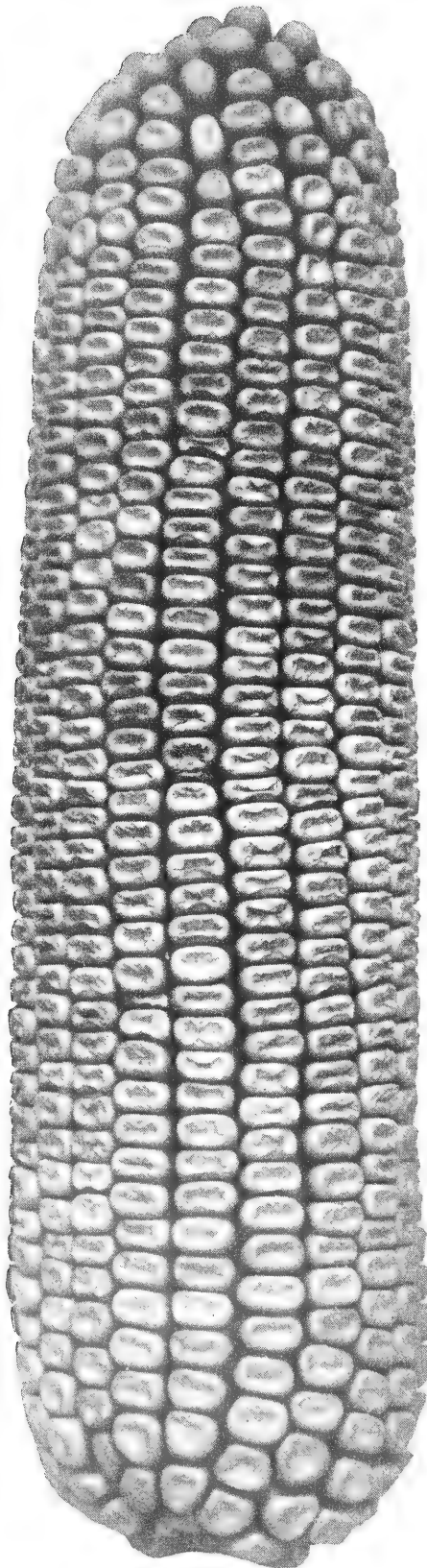
**GARRISON (DARLINGTON).** (95 days.) We offer the genuine strain of this prized variety. Fruits are uniformly cylindrical in shape, very large, long, with a thin, tender rind. The color is white and green striped, the green stripes usually being broken. The shape and stripings are similar to those of the Georgia Rattlesnake variety, but it is an entirely different melon. It has a very delicate flavor, sweet and tender meat, and grows to weigh 40 to 50 pounds, if the vines are pruned to one or two good shaped melons per plant, pulling off all other melons at least twice a week. Because of its high edible quality and large size it is rapidly gaining popularity and commanding premium prices. It is not, however, a shipping melon because of the brittle, easily broken rind, but is grown extensively for local markets.

**Pkt. 10c; oz. 20c; ¼ lb. 60c; 1 lb. \$2.00  
5 to 25 lbs. \$1.90 per lb.**

# FIELD AND ROASTING EAR CORN

(For Sweet Corn, See Page 18.)

Plant 7 pounds (½ peck) per acre or 56 pounds (1 bushel) to 8 acres.



Kilgore's field corn seed is grown in isolated fields from the highest yielding pedigree strains. The most perfect ears are selected, carefully dried and run over a large conveyor table, where expert corn pickers throw out every ear that is unsound, diseased or off-type. Only large ears with deep grain, straight rows and good tip and butt are saved. Each ear is hand-tipped and butted, shelled and carefully graded to remove cracked, oversized and undersized grains.

To increase yields with field corn in Florida two things are essential, namely, closer spacing, and ample fertilizer. On good land 18 to 24" spacing in the row is best with 400 to 500 lbs. per acre of a 4-7-5 fertilizer, followed by side dressings of Nitrate of Soda up to 300 lbs. per acre about 5 weeks after planting.

The number of days indicated after each variety represents the time from seed planting to harvest under average spring conditions in Florida.

**Write for special prices on larger quantities.**

**All prices quoted are subject to change without notice.**

*Due to the drouth this past season, the supply of all varieties of Field Corn Seed is very short.*

**CUBAN YELLOW FLINT.** (96 days.) This special strain is deep rooted, therefore can be given closer spacing than other varieties. If given close spacing it will yield as much as any prolific corn. From 20 to 25% of the plants will produce two ears. Produces larger ears, longer grains, and heavier yields than other strains of this variety. Weevil resistant due to the long, tight, heavy and very tough husks. Seed is lemon to orange-yellow in color, with about 95% white cobs, 5% red cobs. Produces well in extremely wet or dry seasons, and is recommended in all parts of Florida where extreme resistance to weevil damage is desired.

¼ lb. 15c; 1 lb. 35c; 2 lbs. 60c; postpaid

Not prepaid. 14 lbs. (pk.) \$1.50; 56 lbs. (bu.) \$5.50

**WHATLEY'S RED COB PROLIFIC.** (93 days.) An early, very prolific, high yielding, two-eared, white seeded, red cob corn. Especially well suited to Florida. Long husk covers the tip of ears fairly well, making it quite resistant to worm and wet weather damage and bird attacks. Ears are large and heavy, small cob, deep white grain, which is rather hard and keeps well. Provides quality and quantity for roasting ears and for feed. One of the best, high yielding varieties for Florida.

¼ lb. 15c; 1 lb. 35c; 2 lbs. 60c; postpaid

Not prepaid, 14 lbs. (pk.) \$1.45; 56 lbs. (bu.) \$5.25

**IMPROVED GOLDEN DENT.** (86 days.) A wonderful yielder, and does splendidly here in Florida. It is planted extensively for early use, but is too soft for a general crop. Has large, deep, broad grains, and is desirable for early feed.

¼ lb. 15c; 1 lb. 35c; 2 lbs. 60c; postpaid

Not prepaid, 14 lbs. (pk.) \$1.50; 56 lbs. (bu.) \$5.50

Whatley's Red Cob Prolific. An early, high yielding corn.

Write for special prices on large quantities.  
All prices quoted are subject to change without notice.

### ABOUT HYBRID SEED CORN

Hybrid corn is the result of crossing certain inbred, or self-pollinated, lines of corn in various combinations. Maximum benefits are derived from the first planting of hybrid seed. Later generations are less vigorous and uniform. Hybrid corn seed should be obtained each year from producers who are specialists in hybrid seed corn production. Farmer's crop hybrid corn should never be planted. Seed saved from a field of hybrid corn will always produce disappointing results.

**DIXIE 18 HYBRID (Certified).** (93 days.) This yellow hybrid field corn was developed at the Coastal Plain Experiment Station in South Georgia in cooperation with the U. S. Department of Agriculture. It shows much promise for central and north Florida and south Georgia, as a heavy yielder, averaging 2 ears per plant. Yields of 80 to 100 bushels per acre have been reported. The plants are relatively short, sturdy, and very vigorous, with a deep root system, resisting wind damage, lodging and drouth. The ears are borne low down on the plant. It makes a semi-hard corn and is very desirable for "hogging off." It is exceedingly uniform in plant and ear type. The grain is yellow and intermediate in texture being harder than Whatley. It is equal to Whatley in weevil resistance.


¼ lb. 15c; 1 lb. 40c; 2 lbs. 75c, postpaid  
Write for Prices on Larger Quantities

**FUNK'S G-737 (new).** (95 days.) This new yellow corn has given phenomenal results in numerous commercial trials in the Everglades muck of Florida and offers splendid possibilities for other sections of the state. It consistently makes high yields (two ears per stalk) of attractive, medium large ears, well covered to the tips with hard, semi-flint yellow kernels, with extra heavy shuck, very weevil resistant and of excellent keeping quality. Makes strong, sturdy stalks which stand drouth better than other varieties.

¼ lb. 20c; 1 lb. 50c; 2 lbs. 90c; postpaid. Not prepaid  
14 lbs. (pk.) \$3.50; 56 lbs. (bu.) \$12.90; 25 bu. \$12.40 per bu.



Typical ears of Funk's G-737 showing heavy husks and excellent resistance to weather and weevil damage.



Typical ears of Dixie 18 Hybrid Corn

## CORN - Roasting Ear

(For Sweet Corn, See Page 18)

Plant 7 pounds (½ peck) per acre. In the garden make two plantings at different times. Plant ¼ pound to 200 feet of row at each planting for a family of 3 or 4 people.

Write for special prices on larger quantities.

**Culture.** Same as for sweet corn (see page 18) except given a little wider spacing—in rows 3 to 3½ feet apart, and 15 to 18 inches in the row. Grows more vigorously and is a little later in maturing than most varieties of sweet corn. For control of corn earworm see page 54.

The number of days after each variety represents the time from seed planting to first harvest under average conditions.

**OKLAHOMA SILVERMINE.** (82 days.) An exceedingly heavy yielder of very large, heavy ears. The cobs are covered with 14 to 18 rows, and run from 11 to 12 inches in length. Very resistant to worm damage. An excellent variety for shipping, with a heavy dark green husk that holds its color in shipment and on the market. This is the standard roasting ear variety grown in Central Florida for shipment to northern markets.

¼ lb. 15c; 1 lb. 40c; 2 lbs. 75c, postpaid  
Not postpaid, 14 lbs. (pk.) \$2.00; 56 lbs. (bu.) \$7.00.

**NORFOLK MARKET (Improved Truckers Favorite).** (76 days.) An extremely early variety. Ears are medium large, averaging about ten inches long, with 12 to 14 rows of large, white kernels, very tender, and of splendid eating quality. Especially valuable for planting after winter truck crops.

¼ lb. 15c; 1 lb. 35c; 2 lbs. 65c, postpaid  
Not prepaid, 14 lbs. (pk.) \$2.00; 56 lbs. (bu.) \$7.00

**SOUTHERN SNOWFLAKE.** (80 days.) The ears are large, 10 to 12 inches long, well filled with 16 rows of large, broad kernels, and of very attractive appearance. The long tight husks protect the ears from worms.

¼ lb. 10c; 1 lb. 35c; 2 lbs. 60c; postpaid  
Not prepaid, 14 lbs. (pk.) \$1.50; 56 lbs. (bu.) \$5.50

# GRASSES - - - for lawns and pastures

All grass seed prices quoted are f.o.b. Plant City except lb. lots which are postpaid.

Write for prices on larger quantities

*We recommend that you order as soon as possible. Our grass seeds are re-cleaned, well-bagged, and of highest quality stocks.*

Due to present uncertain conditions, all grass and field seed prices quoted are subject to change without notice.

Bitter Blue-stemmed St. Augustine and Centipede Grass are used only for lawns. The other grasses listed on this page are used for lawns, golf courses and for pastures.



*Beautiful lawns can be grown in Florida*

## **BITTER BLUE-STEMMED ST. AUGUSTINE GRASS**

Use 1 bushel of sprigs per 200 to 300 square feet.

This strain is better in every way than the old variety of St. Augustine. It is a stronger grower, is much tougher, holds its color in cold weather, has a longer and stronger root system, so will stand more dry weather. The joints are close and the runners grow flat on the ground. It does well in shaded places, but will grow in full sun. Can be used for lawns near beaches. Stays green longer in the winter than Centipede. The sprigs should be set 8 to 10 inches apart in well prepared soil.

Shipped only by express direct from the Florida Nursery.

Available April 1st to November 1st.

Not prepaid. 1 bu. \$2.50; 5 bu. \$12.00; 10 bu. \$22.50

## **CENTIPEDE GRASS SPRIGS**

Plant 1 bushel of sprigs per 300 to 400 square feet.

This variety forms a very heavy sod, choking out even Bermuda grass and sand spurs. It never needs weeding and is easy to mow. Centipede grass is planted by sprigs, 3 to 5 inches long, in rows 12 inches apart, and 3 to 4 inches apart in the rows. Insert the sprigs in the ground, leaving about 1/2 to 1 inch showing. Do not cover them entirely. For the first few months the lawn requires frequent watering. Do not use any fertilizer after setting sprigs until new growth appears, and then apply a light application of an organic fertilizer like pulverized sheep manure at the rate of 80 to 100 pounds per 1000 square feet. Never use quick-acting fertilizer on Centipede grass. After it is well established it will make a dense weed-free sod on poor soils with very little fertilization. Is more shade tolerant than Bermuda grass and requires less mowing. One of the best all-around lawn grasses for Florida.

Shipped only by express direct from the Florida Nursery.

Available April 1st to November 1st.

Not prepaid. 1 bu. \$2.25; 5 bu. \$10.75; 10 bu. \$20.00

## **CENTIPEDE GRASS SEED**

Sow one-half to one ounce seed per 1000 square feet on new soil, or 3 to 4 ounces per 1000 square feet on established lawn.

Centipede Grass lawns can now be established from seed. Easier and cheaper than sprigging. Plant in early Spring to mid-summer. It is best to mix seed one ounce with one gallon dry sand to get an even distribution. Thoroughly level and smooth soil before planting. Fertilize area with a complete fertilizer such as Vigoro, Vertagreen or a commercial fertilizer, at the rate of ten to twenty pounds per 1000 square feet. After seeding—rake lightly or roll well. Water area heavily and sprinkle frequently to keep soil moist two or three inches deep. Mow frequently to height of one inch to keep out weed growth. Makes an excellent lawn with little care, is shade tolerant, and highly resistant to diseases and insects.

1 oz. \$1.15; 1/4 lb. \$4.25; 1/2 lb. \$8.00; 1 lb. \$15.00

## **ITALIAN RYE GRASS**

For lawns sow 4 to 6 pounds per 1,000 square feet or 200 pounds per acre. For pastures sow 50 pounds per acre.

Does not make a permanent lawn or pasture. It dies out when warm weather of late spring or early summer comes on, but for quick covering of lawns, golf courses and pastures in late fall and winter, it is unsurpassed. Sown in October and November it will make a luxuriant growth throughout the fall, winter, and well into spring. A common practice in Florida is to seed Italian Rye Grass on old lawns in the fall and winter for a velvety green all-winter lawn. Requires lots of moisture. Useless on dry, sandy soils.

1 lb. 35c; 10 lbs. \$1.50; 25 lbs. \$3.50; 100 lbs. \$12.50

Write for prices on larger quantities

## **BERMUDA GRASS (Unhulled)**

For lawns sow 2 to 4 pounds per 1,000 square feet or 100 pounds per acre. For pastures sow 25 pounds per acre.

Seed can be sown from March to November, and should be mixed with sand or soil when sowing to get a good even distribution. It prefers a loam or clay loam soil, and grows well on sand or muck, but requires an ample moisture supply, and it will not grow well in the shade. It spreads by surface runners, also by underground root-stocks. When Bermuda Grass turns brown in late fall and winter, apply sheep manure at the rate of 5 pounds per 100 square feet, or 1 ton per acre, and 1/2 pound Italian Rye Grass per 100 square feet, or 200 pounds per acre, broadcasting both seed and sheep manure right on top of Bermuda Grass, with no cultivation, but plenty of water. This will give a beautiful green lawn throughout the winter and spring.

1 lb. 55c; 10 lbs. \$4.10; 25 lbs. \$9.75; 100 lbs. \$38.00

## **CARPET GRASS**

For lawns sow 2 to 4 pounds per 1,000 square feet or 100 pounds per acre. For pastures sow 25 pounds per acre.

Plant in fall from October to December, and in spring from March to June. Carpet grass, like practically all other grasses, thrives best where plenty of moisture is available, but it will grow at a low fertility level. This grass is not suited to drought conditions, but does best in wet land.

1 lb. \$1.00; 10 lbs. \$7.80; 25 lbs. \$19.00; 100 lbs. \$75.00

## **HULLED BERMUDA GRASS**

For lawns sow 1 to 2 pounds per 1,000 square feet.

For pastures sow 15 to 20 pounds per acre.

This is the highest grade Bermuda grass seed. Formerly thought impossible, the hard, almost water-tight hulls of the seed are removed. This revolutionizes Bermuda planting because of the quick, sure results it produces, the seed germinating in a week with proper moisture conditions.

1 lb. \$1.00; 10 lbs. \$7.80; 25 lbs. \$19.00; 100 lbs. \$75.00

# PASTURE GRASSES AND CLOVERS

All prices quoted are f.o.b. Plant City except 1 lb. and 2 lb. lots which are postpaid.

Write for prices on larger quantities.

Due to present uncertain conditions, all prices quoted are subject to change without notice.

In order to get a better growth and to increase nitrogen added to the soil, it is essential to inoculate seed of all leguminous crops such as clovers, Southern peas (cowpeas), crotalaria, hairy Indigo, lupines, peanuts, sesbania, etc. (See page 69.)

## BAHIA GRASS

Sow 10 to 15 pounds broadcast per acre for pasture.

Bahia grass is established with seed planted  $\frac{1}{4}$  to  $\frac{1}{2}$  inch in depth. It can be planted any month of the year in Florida. Seeds often germinate slowly because they are covered by a tough, waxy coat, which does not allow water to enter for germination. Exposure to the sun for a few days before planting tends to hasten germination. Bahia grass is widely adapted. It will grow in dry soils because of its deep root system. It makes one of Florida's best permanent pasture grasses.

**Common Bahia.** Common Bahia grass is a low growing perennial, spreading by short, stout, woody runners. The runners root heavily with large fibrous roots, which form a tough sod, even on droughty, sandy soils. The leaf blades are shorter and coarser than Pensacola but usually less than  $\frac{1}{2}$  inch wide.

1 lb. 45c; 10 lbs. \$2.80; 25 lbs. \$6.50; 100 lbs. \$25.00

**Pensacola Bahia.** This narrow leaf, tall, erect-growing strain of Bahia grass is very hardy, and claimed to stand cold weather conditions better than common Bahia. The seed of Pensacola variety usually germinates quicker and stronger than common. It succeeds on a wide range of soils. It has a heavy root system and withstands drought better than other pasture grasses. For best results it should be fertilized with 500 lbs. per acre of a complete fertilizer. Prevents erosion and provides very palatable pasturage. It withstands heavy grazing and is very resistant to trampling by livestock.

1 lb. 90c; 10 lbs. \$6.80; 25 lbs. \$16.50; 100 lbs. \$65.00

**Argentine Bahia.** Sow 2 to 5 pounds per acre. This relatively new Bahia grass has attracted widespread attention as a cattle pound-producer grass all over Florida. It makes a semi-erect grass generally more vigorous than other Bahias, with leaves wider than Pensacola but slightly narrower than Common. It is adapted to all kinds of soils, from high dry sand to low wet areas. It is just as frost-resistant as Pensacola. For best results sow seed in late Fall or early Winter one-half to one inch deep. In numerous tests Argentine far exceeded other varieties of Bahia in forage produced per acre. It is as nutritious and claimed to be more palatable to cattle than other Bahias. An ideal forage grass for late summer grazing. Introduced only three years ago, planting of Argentine has been somewhat prohibitive because of high per pound seed cost. It once sold as high as \$20.00 and \$25.00 per pound.

1 lb. \$2.50; 10 lbs. \$23.00; 25 lbs. \$56.00; 100 lbs. \$220.00

## BUFFEL GRASS

Sow 1 to 2 pounds of seed per acre

This new pasture, hay and soil building crop has attracted a great deal of attention because of these advantages claimed for it: (1) Drouth resistant; (2) highly palatable; (3) very nutritious; (4) fast growing; (5) deep rooted; (6) erosion protecting. This perennial bunch grass has wide adaptation as to soil and climate. It grows well in very dry low fertility sandy soils, and has a wide range of temperature tolerance, although regarded primarily as a warm season grass. It stands hot dry weather well. Because of its deep, massive root system extending as much as eight feet deep, it is unequalled for erosion control and soil building. It provides excellent, quick growing hay and grazing. It is palatable to cattle and possesses a high protein content. Grows three to four feet high, and even six feet under ideal conditions. Plant preferably in early Spring through the middle of the summer, 1 to 2 pounds of seed per acre in rows 36 to 42 inches apart. Plant one-fourth to one-half inch deep, being sure to pack soil firmly over the seed. Fertilize with a complete fertilizer high in nitrogen. Cultivate to control weeds until the new seedlings are well ahead of the weeds.

1 lb. \$4.25; 10 lbs. \$42.00; 25 lbs. \$102.50; 100 lbs. \$400.00

## SWEET SUDAN GRASS

Sow 10 pounds in drills or 20 pounds broadcast per acre.

A distinct grass sorghum developed by the Texas Agricultural Experiment Station. Resembles common Sudan in plant habit and yield, but is sweet and juicy, and resistant to several foliage diseases which attack common Sudan. Grazing tests have indicated that cattle prefer Sweet Sudan to common Sudan. Much more productive than common. Plant from March to September.

Write for prices.

## BENE (SESAME)

Sow 3 to 5 pounds per acre drilled.

Produces flowers, followed by seed pods, which shatter the oily seeds in great profusion and attract quail and other game birds. Valuable for poultry feed. Plant from March to June, drilling seed thinly in rows three to four feet apart. Cultivate the same as corn. Matures in about four months and seeds will continue to develop for about two months after ripening. Will do well on any soil suitable for corn. We have only the native giant or tall variety which grows to a height of from 4 to 6 feet, and rather spreading in character of growth.

$\frac{1}{4}$  lb. 20c; 1 lb. 65c; 10 lbs. \$4.30; 25 lbs. \$10.25; 100 lbs. \$40.00

## ALYCE CLOVER

Sow 10 to 15 pounds per acre.

Used as a cover crop, soil builder, for hay, and as a pasture plant. The best time for planting is during spring. It must be planted on well drained soil. Soil should be free of contamination with root knot. Seed should be planted on well prepared ground and covered very lightly. Pack the soil after seeding. It makes a palatable hay. Cut for hay when it begins to flower. It is a good soil builder. The most economical fertilizer application is 200 to 400 pounds per acre of 0-16-16 or 0-14-10 mixture.

1 lb. 45c; 10 lbs. \$2.30; 25 lbs. \$5.25; 100 lbs. \$20.00

## HUBAM SWEET CLOVER

Sow 8 to 12 pounds per acre alone, or 3 to 5 pounds per acre in mixed clover plantings.

A most valuable winter annual legume crop for grazing and soil improvement. It is subject to frost injury, but may be sown in Florida from September through January. It makes a rapid and luxurious growth. It is widely adapted from the standpoint of soil moisture, growing best on moist soils not subject to flooding. It is adapted to higher, drier grounds than is Louisiana White Dutch, and requires less moisture than White Dutch. It does not tolerate very close grazing. Cattle do not eat it readily at first, but after they have access to it for some time they relish it. Grazing reaches its peak during March and April. Liming soil heavily prior to planting is recommended.

1 lb. 50c; 10 lbs. \$2.80; 25 lbs. \$6.50; 100 lbs. \$25.00

## AUTAUGA RESEEDING CRIMSON CLOVER

Sow 8 to 12 pounds per acre in drills or 12 to 15 pounds per acre broadcast.

One of the most valuable winter grazing and cover crops for north and central Florida. It is adapted to a wide range of soils and climates, but will give best results during the winter months on well drained sandy loam. 500 to 700 lbs. of a 4-10-7 or 4-8-8 fertilizer mixture with 10 to 12 lbs. of borax per acre applied two to three weeks ahead of seeding is recommended, with soil limed to a pH of 6.0 to 6.5. Plant in north and central Florida from November 1 to January 1. Plant after a good rain on a firm seedbed. Cover seed lightly by use of a cultipacker weeder or drag. Where allowed to mature seed, it reseeds itself almost 100 per cent.

1 lb. 90c; 10 lbs. \$5.30; 25 lbs. \$12.75; 100 lbs. \$50.00

(Continued on Next Page)

# CLOVERS AND SOUTHERN PEAS (Cowpeas)

On account of the drouth this past season, most kinds of field seed are extremely short. Order early.

All prices quoted are subject to change without notice.

All prices quoted are f.o.b. Plant City except 2 lb. lots or less which are postpaid.

Write for prices on larger quantities, indicating variety and quantity desired.

Clowers (continued from page 41)

## WHITE DUTCH CLOVER (Louisiana grown)

Sow 4 to 6 pounds per acre alone, or 2 to 3 pounds per acre in a mixture.

Recommended principally for mixtures in perennial pastures. Furnishes abundant grazing throughout the year in the south. Also useful for lawns, especially in mixtures. Does well with Bermuda Grass. Succeeds best on moist ground and during wet seasons. Sow in the late fall and early winter. Fertilize with 400 to 500 lbs. per acre of 0-14-10 mixture.

1 lb. \$1.15; 10 lbs. \$8.75; 25 lbs. \$21.50; 100 lbs. \$85.00

## LADINO CLOVER

Sow 4 to 6 pounds per acre.

This is a large form of White Dutch Clover. It is rapid growing and spreads by creeping stems that root at the nodes. Does not flower as profusely as White Dutch. Usually a perennial, but may die if too dry or under long duration of very high temperatures. Sow in late Fall or early Winter. Used for soil improvement, pasture and hay. Does best on fertile, moisture retaining soils.

1 lb. \$1.50; 10 lbs. \$12.30; 25 lbs. \$30.25; 100 lbs. \$120.00

## CERTIFIED KENLAND RED CLOVER

Sow 4 to 6 pounds per acre.

This clover is rapidly gaining in popularity in Florida as a luxuriant hay and pasture crop for cattle and hogs. It has a longer active growing season than some other legumes. Fertilize with 400 to 600 lbs. per acre of a 0-14-10 or 0-10-10 fertilizer mixture just before planting time. Seed from September to December. Grows well with Bermuda and Bahia grass. For hay cut when in full bloom. It makes a good growth in April, May and June when White Dutch and Crimson clover don't do well.

1 lb. \$1.15; 10 lbs. \$8.75; 25 lbs. \$21.50; 100 lbs. \$85.00

## CULTURE OF SOUTHERN PEAS

Peas may be sown any time from March to September. Field varieties are always sown broadcast. Table varieties are always sown in drills three to four feet apart. The amount of seed per acre required depends upon the size of seed, which varies with varieties. Large seeded varieties like Dixie Queen Purple Hull, California Blackeye, Sugar Crowder and the Ramshorns should be planted at the rate of from 30 to 45 lbs. per acre, small seeded varieties like the Conchs—about 20 to 25 lbs. per acre. Fertilize up to 300 lbs. per acre with 3-8-5 mixture. Inoculate seed with Nitragin. (See page 69.) It is important to treat pea seed with Spergon at the rate of 2 oz. per bushel when planted before the ground gets warm in spring. (See pages 52 and 62.) For insect control see page 54.



Thin Shelled Purple Hull (Dixie Queen)

Sow 20 to 45 pounds per acre in drills with table varieties. In the garden, make four plantings at different times. Plant  $\frac{1}{2}$  to  $\frac{3}{4}$  pounds to 150 feet at each planting for a family of 3 or 4 people.

Sow 1 to  $1\frac{1}{2}$  bushels per acre broadcast with field varieties. A bushel weighs 60 pounds.

For best results inoculate pea seed with Nitragin at planting time. (See page 69.)

### Table Varieties of Southern Peas

**Improved Bush Conch.** (62 days.) This variety of Conch pea is very early. The peas grow in what might be classified as a bunch type, the stocky, vigorous upright growing plants making a bush about 24 inches tall. Some short runners or tendrils may develop which is characteristic of most table peas. However, the amount of runner growth is dependent largely upon the amount of moisture available. Pods are oval, medium green, straight, and closely filled with light green, tender peas. Seeds are small, smooth, ivory-white.

$\frac{1}{4}$  lb. 20c; 1 lb. 45c; 2 lbs. 80c

Write for prices on larger quantities.

**California Blackeye No. 5.** (65 days.) This strain most closely resembles the old California Blackeye in its small, erect, early maturing vines and quality of seed. It is resistant to nematodes (root knot) and cowpea wilt. Very early and very prolific. Length of pod is 10 to 12 inches. Our seed of this variety is California State Certified, which means it is at least 98 per cent pure and free of noxious weed seeds and mixture, and of high germination.

$\frac{1}{4}$  lb. 20c; 1 lb. 40c; 2 lbs. 75c

Write for prices on larger quantities.

**Early Wilt-Resistant Ramshorn Blackeyes.** (63 days.) Extremely prolific. It makes a tremendous number of long pods on an upright vine. It is uniform in size, growth and maturity, and has a very delicious flavor.

$\frac{1}{4}$  lb. 20c; 1 lb. 40c; 2 lbs. 75c

Write for prices on larger quantities.

**Giant Wilt-Resistant Ramshorn Blackeyes.** (70 days.) A vigorous heavy yielding pea. About 10 days later than the Early Wilt-Resistant Ramshorn Blackeyes. The peas are much larger than the regular Blackeyes and can be used for both green and dried peas.

$\frac{1}{4}$  lb. 20c; 1 lb. 45c; 2 lbs. 80c

Write for prices on larger quantities

**Alabama Crowder.** (70 days.) The very vigorous bush is of the semi-runner type. The large, straight pods average about 8 to 9 inches in length and are of very attractive appearance, which has created a demand on the market for this variety, it selling for higher prices than other Crowder peas. A sure cropper, heavy yielder, and is very well adapted to Florida growing conditions.

$\frac{1}{4}$  lb. 20c; 1 lb. 50c; 2 lbs. 90c

15 lbs. (pk.) \$4.75; 60 lbs. (bu.) \$18.00

**Thin Shelled Purple Hull (Dixie Queen).** (75 days.) Vines make a very vigorous branching growth, and do best when planted in three-foot rows. Very productive. Pods ripen to a deep purple color, are very large, long, slightly curved, well filled with large seeds of high edible quality.

$\frac{1}{4}$  lb. 20c; 1 lb. 45c; 2 lbs. 80c

Write for prices on larger quantities.

### Field Varieties of Cowpeas

Due to the unstable condition of the market, we are unable to make price quotations on field varieties of cowpeas.

Write for Prices

**Brabham.** The Brabham Cowpea is immune to wilt and root knot which attack some other varieties, makes fine, vigorous growth of vines, is early, and, when planted in March, April, or May, good cuttings of hay can be made. Also a very good soil builder.

**Mixed.** The advantage claimed for sowing Mixed Cowpeas is that they produce an exceedingly heavy growth of vines for forage or soil improvement.



# FIELD SEED

All prices quoted are subject to change without notice.  
All prices quoted are f.o.b. Plant City except 2 lb. lots or less which are postpaid.  
Write for prices on larger quantities.

## CHUFAS

Plant 1 to 1½ pecks (10 to 15 lbs.) per acre.

(90 days.) This is a species of ground nut, easily grown, and a wonderful hog fattening crop. Plant from April to August. Cultivation is the same as for bunch peanuts. Can be left in the ground until time to turn the hogs in, the hogs doing the harvesting. On sandy loam soil, best adapted for Chufas, plant either in 2-ft. rows with plants 12 inches in the row, or in 3-ft. rows with plants 6 inches in the row.

1 lb. 45c; 2 lbs. 80c; 10 lbs. (pk.) \$2.25; 40 lbs. (bu.) \$8.00

## CHICKEN CORN. (Shallu or Egyptian Wheat)

Sow 8 to 10 pounds per acre for grain.

Sow 25 to 30 pounds per acre for cover crop.

This crop is being grown extensively and very successfully as a summer green manure or cover crop in many sections of Florida, especially in muck soils. It grows rapidly and makes an immense amount of vegetable matter to plow under in a relatively short time. It should be borne in mind that it is not a legume. If allowed to go to seed for a grain crop like other sorghums, it makes large, loose, bushy heads, covered thickly with small grains, which if left standing, shatter off, and the chickens gather them. The grain is of high feeding value and can be fed to chickens, hogs and cattle as desired. For grain sow the seed thinly in three to four foot rows, leaving 3 to 4 plants every 3 feet of row. Plant from March to August.

Write for prices.

## CROTALARIA

Sow 10 to 20 pounds per acre.

Crotalaria is particularly desirable as a cover-crop for groves, truck and farm lands, and does well on all kinds of soil except muck. It is a legume, thus adding a large amount of nitrogen to the soil. It is especially valuable because it is immune to nematodes causing root knot disease. It makes a very profuse growth, furnishing an abundance of green material for humus.

Crotalaria should be sown broadcast from March to June, on well prepared land, at the rate of 10 to 20 pounds per acre.

**Crotalaria—Early Spectabilis.** This vigorous, growing, long-leaved variety is not so fibrous as others, the growth is much heavier, and the stems are hollow. As a result, it can be plowed under easier and it rots much quicker. The seed matures early and uniformly, making it a sure and heavy seeder. Spectabilis does well on high ground, but is best adapted to the better grades of sandy soils. Leaves, stems and seed of this Crotalaria plant, green or dry, are poisonous to poultry and livestock.

Write for prices.



Crotalaria—Early Spectabilis

Valuable for adding organic matter and nitrogen to the soil

HEGARI (Higear)—See Sorghum, page 46

## EARLY HAIRY INDIGO (Indigofera Hirsuta)

Sow three to five pounds per acre in 30 inch drills, or sow 6 to 10 pounds per acre broadcast

A three purpose legume, used as a summer cover crop, for hay and for grazing. Used extensively as a cover crop by citrus growers in South Florida, as a grazing crop or for hay by cattlemen and as a cover crop by general farmers. Its feeding value compares fairly well with alfalfa. It makes a palatable and nutritious hay. It will grow on and improve poor soil. It makes an ideal summer cover crop for citrus groves, harboring no troublesome insects, and it reseeds itself year after year. It has a deep tap root, making it very resistant to drought. The plants grow four to seven feet in height, and produce an abundance of hay and grazing. If grazed or harvested for hay before the stems become woody a second or third growth may be expected.

Seed may be planted not over an inch deep, from the middle of March to the latter part of May, but early seedings are preferable. Heavier seedings are desired for green manure or forage, lighter seeding for seed. On poor soil 300 to 500 lbs. per acre before seeding of a 0-10-10 or 0-14-10 fertilizer mixture is desirable. On extremely acid soils apply 1000 lbs. of lime per acre. It will grow on a wide range of soils, but well drained sandy loam soils are best. It is sensitive to cold, and is killed by the first hard frost. It is best suited to the section of Florida from Gainesville south, although the early strain can be grown successfully in North Florida and as far north as Central Georgia. It is highly resistant to root knot, and in general it is reasonably free from disease and insect injury, and is resistant to pumpkin bugs.

Write for Prices

## BLANKET INDIGO

Sow 3 to 5 pounds per acre.

This is a summer annual legume, different from Hairy Indigo in growth, being very prostrate or low growing—ordinarily 18 to 24 inches. Excellent for sowing with other permanent pasture grasses. Also recommended for sowing in groves. Plant from early Spring to the end of June. Good to plant on poor soils and makes a good soil builder. Offers great possibilities as a pasture or hay crop in Florida—especially for hay in late Summer—September or early October. Makes sweet smelling hay. Prefers soils of low fertility, especially low in nitrogen. Will not stand excessive moisture. It is highly palatable and will stand close grazing.

Write for prices.

## LUPINES

50 to 60 pounds with yellow and 50 to 90 pounds with blue per acre broadcast, or preferably in drills with a grain drill.

Lupines are adapted to north and central Florida where they are rapidly growing in popularity as a winter legume cover crop. Lupines are not affected by cold and because of their heavy yield make an ideal green manure crop. Plant from late September to December, preferably in late September or October, in well prepared soil, using between 250 and 300 lbs. of Superphosphate per acre.

**Bitter Blue Lupine.** This variety has rapidly grown in popularity as a soil-builder. Normal growth is about waist high and normal weight of green matter 20-30 tons per acre. It produces about three times as much growth as its foremost competitors such as Winter Peas, Hairy Vetch, etc. It protects the soil from erosion and restores humus and plant food removed by peanuts and other crops. Peanut and corn yields following Bitter Blue Lupine have been greatly increased. An ideal winter cover or green manure crop, but poisonous to livestock.

1 lb. 30c; 10 lbs. 85c; 25 lbs. \$1.65; 100 lbs. \$5.50

(Continued on next page).

# FIELD SEED

All prices quoted are subject to change without notice.

All prices quoted are f.o.b. Plant City except 2 lb. lots or less which are postpaid.

Write for prices on larger quantities.

## LUPINES (continued)

**Sweet Blue Lupine.** This variety is the pasture and feed counterpart of Bitter Blue Lupine. Both the plant and leaf are definitely sweet to the taste and are relished by and palatable to all kinds of livestock. Makes about the same growth and tonnage as Bitter Blue Lupine. Stock can be turned in on Sweet Blue Lupine as soon as it is about a foot high. The plants have a high protein value averaging approximately 18% of the dry matter.

1 lb. 40c; 10 lbs. \$1.50; 25 lbs. \$3.25; 100 lbs. \$12.00

**Sweet Yellow Lupine. (White Seeded).** The Sweet Yellow Lupine seems to be more palatable and therefore is more readily grazed by cattle than the Sweet Blue strains, and will recover more rapidly than the blue after grazing. The total yield of the Yellow Lupine compares favorably with the Sweet Blue Lupine. The sweet strains of yellow lupine tend to be more tender and less resistant to excessive cold than the blue, and thus the Yellow Lupine is more particularly adapted to the southern portion of the Lupine Belt than to the more northern areas.

1 lb. 50c; 10 lbs. \$2.00; 25 lbs. \$4.65; 100 lbs. \$17.50

## PEARL OR CATTAIL MILLET

Sow 8 to 10 pounds per acre in rows 3 feet apart.

Sow 20 to 25 pounds per acre broadcast for pasturage.

This is one of the best yielders of green forage and hay, and continues to grow and produce through the entire season if cut frequently enough for hay to prevent its going to seed. A tropical plant making an enormous growth. Relished by all kinds of stock, and they eat it greedily. No plant will go further towards solving the forage problem in Florida. Plant in early spring as soon as frost danger is past in March, and can be planted from then on until September 1. Sow thinly in rows three feet apart. For pasturage, sow broadcast 20 to 25 lbs. per acre.

1 lb. 40c; 10 lbs. \$1.55; 25 lbs. \$3.40; 100 lbs. \$12.50



Southland Oats

## OATS

Sow 5 pecks (40 lbs.) per acre in drills; broadcast 2 to 2½ bu. per acre. A bushel weighs 32 pounds.

Plant in drills 1½ feet apart and cover seed 2 to 3 inches deep. If the seed is broadcast, use tooth harrow. The best time to plant oats in Florida is October and November, but can be planted to January. Land should receive 300 to 400 lbs. per acre of complete fertilizer, such as 4-7-5 at planting, followed by a side-dressing of 150 to 200 lbs. Nitrate of Soda or its equivalent after the crop is half grown.

**Southland (C.I. 5207) (Disease Resistant).** (125 days.) This disease-resistant variety was originated as a selection from a cross between several varieties by the North Florida Experiment Station at Quincy, Florida. It is the most resistant of any variety now available to Victoria Blight (Helminthosporium Rust) and Crown Rust, which two diseases attack almost all other varieties of oats. It is a medium early oat, maturing approximately two weeks earlier than Camellia or Tift No. 14, and about a week later than Fulgrain. The seed heads are unusually large and contain a rather large number of medium size to large grains. The kernels are variable, ranging from light yellowish-white to yellow, frequently tinged with brown. The seed would classify as white oat under the present Federal standards. Southland shows a spring or upright habit of growth, with very dark thick green foliage. The plants are characterized by exceptionally broad, coarse leaves and a small number of tillers; however, it is extremely vigorous in vegetative growth. This variety is very susceptible to cold weather and adapted only to the Gulf coast region and to north central Florida. This outstanding development, because of its high resistance to Victoria Blight or Helminthosporium Rust and Crown Leaf Rust including races 45, 57 and similar races, its extreme earliness and high yields of grain (averaging over 50 bushels per acre) as well as forage, gives it great promise as an ideal Florida oat for early grazing as well as for grain.

1 lb. 25c; 2 lbs. 45c; 8 lbs. (pk.) 75c; 32 lbs. (bu.) \$2.25

## PEANUTS

Plant 1 bushel per acre.

A bushel weighs 25 lbs., except Valencia 22 lbs. per bu. In addition to the crop of nuts for hogs, peanuts yield a large quantity of nutritious dry forage. Dixie Runner Peanuts are by far the best when grown to fatten hogs, as they can be left in the ground until eaten.

It is better to shell the seed that is to be planted. If planted in corn, a bushel will plant 4 acres, but where planted solid it requires a bushel of seed per acre, in 3-foot rows, dropping seeds in hills a foot apart. Plant from March to July. For best results inoculate peanuts with Nitragin. (See page 69.)

To control leaf spot dust with sulphur. To control caterpillars use DDT up to three weeks before harvest.

Shelled peanuts are treated so they will keep better and longer, and also to protect them from rot and disease after they are planted and to increase the stand. It is best not to use Nitragin inoculation with treated shelled peanuts.

**Valencia.** (100 days.) This variety is adapted for growing in light sandy soils. It fills the demand for a peanut that is large and contains more nuts than the common varieties. Pods are large, well filled, usually containing 3 or 4 nuts.


Write for prices.

(Continued on Next Page)

# FIELD SEED

All prices quoted are subject to change without notice.  
All prices quoted are f.o.b. Plant City except 2 lb. lots or less which are postpaid.  
Write for prices on larger quantities.

## PEANUTS (Continued)



**Dixie Runner Peanuts**

**Dixie Runner.** (120 days.) This variety produces high yields like Spanish peanuts, in four years' tests averaging 53 per cent higher yields than the Florida runner, and yet remains dormant after maturity like the regular Runners, thus being especially suited to "hogging off." Hog raisers have long wanted a variety of this type. It is a vigorous grower with more prostrate branches, and therefore is more apt to fill the spaces left by skips in the stand. Kernels are very much like the standard Florida Runner in size, shape, markings and color. The pods are somewhat lighter and brighter in color, shorter, thicker at the waist and more cylindrical in shape. In addition to high yield and dormancy characters, this variety possesses a valuable quality for shellers, as it shows less than 1 per cent of concealed damage, or decay of the interior of the kernels, which is a serious disadvantage of some varieties going to the shelling plants, which may average as high as 20 per cent concealed damage.

Write for prices.

**Shelled and treated Dixie Runner.** One bushel of good Dixie Runners should yield about 16 lbs. shelled peanuts. Plant 25 lbs. per acre.

Write for Prices

## DWARF ESSEX RAPE

Sow 4 pounds in drills or 8 to 10 pounds broadcast per acre.

For early spring, fall or winter planting for quick green forage or grazing for hogs and poultry, there is nothing equal to Dwarf Essex Rape. While mostly planted in fall and early winter, it may be planted in early spring, but it will not stand much warm weather. It makes a quick succulent growth. It can be planted in rows like turnips, or broadcast covering by a light harrowing. It is ready for grazing in eight to ten weeks after planting. After cutting, or grazing, it keeps coming out again. Rape can be sown with fine results any month from September to March. It is a splendid green feed and forage crop relished by all kinds of stock and especially by milk cows.

Pkt. 10c; 1 lb. 45c; 10 lbs. \$2.30; 25 lbs. \$5.25  
100 lbs. \$20.00

## RYE

Sow 3 pecks in drills; broadcast 1 to 1¼ bushels per acre.  
A bushel weighs 56 pounds.


Rye can be planted from September to January but October, November and December are the best months in which to plant for seed, although for winter and early spring grazing earlier planting is recommended. Fertilization is the same as for oats. (See page 44.)

**Florida Black.** A standard, upright, tall growing variety. Northern and western varieties of rye have a tendency to fall over on the ground and are not suitable for grazing or cutting in Florida. Florida Black is upright in growth and is exceptionally well suited for early grazing, it making pasturage very quickly, and it withstands cold very well. Highly recommended by the Florida Agricultural Experiment Station.

1 lb. 35c; 2 lbs. 65c; 14 lbs. (pk.) \$1.65; 56 lbs. (bu.) \$5.50

**Abruzzi (certified).** One of the best tall growing varieties for Florida, producing a heavier tonnage of green feed and grain than most other varieties. Tall and upright, and a heavy yielder.

1 lb. 35c; 2 lbs. 60c; 14 lbs. (pk.) \$1.45; 56 lbs. (bu.) \$4.75



**Abruzzi Rye**

## RICE

Sow ½ bushel (22 lbs.) per acre.

Rice makes fine feed for both stock and poultry. Prepare the ground thoroughly and drill ½ bushel per acre in 2½-foot rows and cultivate a few times. Should be planted in March or April in order that it may mature at a time to miss the rice-bird season. If planted in June and July it will also miss the bird season.

**Gopher.** This is a very popular variety for Florida, and is generally known as Upland Rice. Grains heavy, broad, and flat.

Write for prices.

**Pearl (White).** This variety is used very extensively in Florida. It produces a heavier, taller, more vigorous stalk with heavier heads than other varieties of this type. Does not shatter as badly as other varieties. Produces long, slender grains. Best adapted for low wet land.

Write for prices.

# FIELD SEED

All prices quoted are subject to change without notice.  
All prices quoted are f.o.b. Plant City except 1 lb. lots which are postpaid.  
Write for prices on larger quantities.

## SESBANIA

Sow 30 to 40 pounds per acre.

Sesbania is a most valuable summer cover crop to grow on land that is more or less covered with water. Unlike other cover crops, Sesbania will grow in water, and will grow ideally well in the hot weather of midsummer on low, wet land. It is used extensively as a summer cover crop in low, wet muck lands, as well as in other vegetable and commercial flower-growing lands. Sesbania is valuable not only as a green manure cover crop, but also as a means of killing out Bermuda grass, nut grass and other weeds. Because of the fact that Sesbania grows so rapidly, and makes such a heavy, dense growth quickly, it smothers out all weed growth. In addition to all this, it being a leguminous crop, forming nodules on the roots, it fixes atmospheric nitrogen. For best results use Nitragin. (See page 69.)

We recommend scarified Sesbania seed for quicker and higher germination. It is generally recommended to plant seed broadcast at the rate of thirty to forty pounds per acre, even a little heavier if weeds are bad. It is usually planted in late May, June and July, and a dense, tall growth is obtained in about two months, at which time, just before blooming, the crop may be plowed under with a disk plow, and the stalks will rot or decay rapidly. In some sections Sesbania is grown for pole bean sticks. For this purpose it should be sown 12 to 15 lbs. per acre.

Write for prices.

## SUNFLOWER

Sow 6 pounds per acre.

**Mammoth Russian.** The Mammoth Russian makes three to four times as much seed as ordinary varieties. It is used extensively as a windbreak for beans. Plant from March to September. Plant seed in drills three feet apart, and hills one foot apart in the drill, thinning out to one stalk in the hill when four to six inches high.

1 lb. 40c; 10 lbs. \$2.80; 25 lbs. \$6.50; 100 lbs. \$25.00

## VELVET BEANS

Sow 2 pecks (30 lbs.) per acre.

Velvet Beans are good for groves and truck lands in building up the humus; good pasturage for cattle and hogs; and fine land renovators. They are specially valuable because they are resistant or practically immune to nematodes causing root knot disease. Plant from March to August. Use Nitragin. (Page 69.) **90-Day.** (90 to 100 days.) This variety makes a very luxuriant growth and an abundant amount of foliage for pasturage and soil improvement. It matures quicker than other varieties.

Write for prices on Velvet Beans, indicating quantity desired.



Sorghum—Texas Seeded Ribbon Cane

## SORGHUM

Amount of seed needed per acre depends upon the purpose for which planted as indicated below.

Sow 8-10 lbs. to 1 bushel (50 lbs.) per acre.

The uses of Sorghum are many, such as grain, green feed, hay, pasturage, silage, syrup, etc.

It is common practice to sow Sorghum and Cowpeas together for hay and pasturage purposes using about 1/2 bushel Sorghum and 1 bushel of Cowpeas per acre, sown broadcast. Planted in drills alone in 3- to 3 1/2-foot rows use 1 peck or 12 to 15 lbs. per acre; where planted for making syrup, in 4 foot rows, use 8 to 10 lbs. per acre, thinning plants 8 to 10 inches apart; or where sown broadcast for forage, use 1 bushel of seed per acre. For grain Sorghums apply 300 to 500 lbs. of a complete fertilizer mixture per acre. Plant from March to August.

**Texas Seeded Ribbon Cane.** (For syrup, ensilage, forage and green feed.) The plants grow ten to twelve feet tall, and the thick stalks contain an abundance of juice and also produce plenty of leaves for fodder. Not only valuable for syrup-making, but will make a large amount of forage and green feed for livestock. The tallest and heaviest producing Sorghum for both forage and syrup.

Write for prices.

**Hegari (Higear). Early Dwarf Type.** (For grain and forage.) (100 days.) This crop, which is quite similar to Kaffir corn, has become very popular in the southeast because of its quick growth and enormous yield of grain, sometimes running over a ton to the acre. In addition, it makes better forage and silage than Kaffir. Unlike Kaffir, the stalks are very sweet and juicy. Grows 2 to 5 feet depending on type of soil, with large heads of white grains which do not shatter. Stands dry weather exceptionally well. Sow ten pounds per acre for grain, one bushel (50 lbs.) per acre broadcast for forage.

Write for prices.

**Shallu or Egyptian Wheat.** See "Chicken Corn"—page 43.



A typical field of Hegari (Higear) grown for grain

# STRAWBERRY PLANTS

All prices quoted are subject to change without notice.

We supply Maryland, Tennessee and Arkansas grown strawberry stock plants of the Missionary variety direct from nurseries in those states. These northern grown stock plants are set out in multiplication beds in Florida from January through March. The young plants are usually set in the permanent field from September through November or early December, depending on weather conditions. The northern grown plants are usually available about November 1st and when Florida grown plants are not available are used by commercial growers for November setting and are also used to a great extent for home gardens. Care should be exercised never to allow the roots to dry out.

Strawberry plants may be planted in rows three feet apart for single rows, or 4 to 5 feet apart for double rows, allowing 16 inches between double rows on each bed. Allow 12 to 14 inches between plants in the row.

In setting strawberry plants, holes should be made deep enough to set the roots straight. Plants should be set so that the surface soil comes just to the crown. Soil should be well

firmed around the roots, and during dry weather each plant should be watered daily for several days after setting, preferably in the late afternoon.

If the land to be set to berries is very sour or acid, apply 500 lbs. lime or 1200 lbs. hardwood ashes per acre before setting plants. (See page 67.) For control of insects and diseases see page 56.

After the plants are well established, 3 or 4 successive applications of high grade commercial fertilizer, such as a 4-7-5 mixture, should be given the plants at about monthly intervals, being sure to make one heavy application of a 3-8-8 mixture when the plants begin to set fruit.

	100 plants	250 plants	500 plants	1000 plants
<b>MISSIONARY VARIETY</b>				
	Postpaid			
Maryland plants .....	\$1.85	\$3.00	\$4.25	\$7.50
Arkansas plants .....	Write for prices			
Tennessee plants .....	2.00	3.50	4.50	6.50

## ROSE BUSHES FOR FLORIDA

### VARIETIES OF BUSH ROSES

<b>RED—</b>	Red Radiance, Poinsettia, Etoile De Hollande, Red Talisman.
<b>PINK—</b>	Pink Radiance, Editor McFarland, Briarcliff.
<b>WHITE—</b>	White American Beauty (Frau Karl Dru'chki), Caledonia.
<b>YELLOW—</b>	Golden Charm, Golden Dawn, Souer Therese.
<b>TWO-TONE—</b>	Talisman—Rich scarlet and gold to deep rose and pale yellow. President Hoover—Cerise pink, flame scarlet and yellow. Condesa de Sastago—Contrasting red and yellow coloring.
<b>CLIMBING—</b>	American Beauty (red), Paul's Scarlet (scarlet) Mrs. Pierre S. Du Pont (bright yellow)

### PATENTED AND NOVELTY ROSES

	Price each (Postpaid)
Charlotte Armstrong—Plant Pat. 933. Beautiful cerise pink.....	\$2.00
Mirandy—Plant Pat. 632. Garnet red.....	1.75
Peace—Plant Pat. 591. Golden yellow etched with pink.....	2.50
Forty-niner—Plant Pat. 792. Bi-color in contrasting red and yellow .....	2.00
Bravo—Plant Pat. 983. Red.....	2.25
Blanche Mallerin—Plant Pat. 594. White.....	2.00

### FLORIBUNDA ROSE

Fashion—Plant Pat. 789. Peach color.....	2.00
--	------

Plant any time after November 1 to the end of March.

### Planting and Care of Rose Bushes

Plant bushes 2 to 3 feet apart each way. Dig holes sufficiently deep and wide to permit roots of plants to be set in natural position and not doubled up. Put two to three pounds of Wizard Brand sheep manure in each hole and mix well with a half pound of 3-8-5 fertilizer. Then pour in a liberal supply of water, set bush, press the soil tightly around the roots, leaving no air spaces. Roses need lots of water, and should be fertilized every six to eight weeks with Vigoro or a 3-8-5 fertilizer mixture, using about one-half pound per plant, and an occasional application of sheep manure will help. Spray with Nicotine Pyrox or dust thoroughly with Kilgore's Rose Dust (See page 63) at least once a week or as soon as diseases or insects appear.

All orders will be shipped direct from the Texas nursery

It requires from 12 to 15 days after receipt of order to get the rose bushes to you from the nursery.

Extra strong, No. 1 grade bushes, any variety—bloom approximately 2 months after setting out.

### Postpaid to any point in Florida

5	10	25	50	100
\$4.50	\$8.50	\$20.00	\$37.50	\$70.00

No orders accepted for less than five bushes. However this does not apply to patented roses.

## THE KILGORE SEED COMPANY

General Offices and Mail Order Dept., Plant City, Florida

FOURTEEN KILGORE SEED STORES SERVING FLORIDA  
A Florida Institution Maintained for Service to Florida Growers

With over 40 years experience specializing in vegetable, flower and field crop seeds and growers' supplies for Florida, and with fourteen Kilgore seed stores we are best qualified to serve Florida growers.

"Everything for the Florida Grower" is a Kilgore motto. A full line of seeds, insecticides, fungicides, sprays, dusts, spraying and dusting equipment, fertilizers, cans and canning equipment as well as poultry and beekeepers' supplies are always carried in stock in Kilgore's Plant City warehouses and fourteen Florida stores.


High quality with prompt and efficient service at reasonable prices are foundation stones on which this pioneer Florida seed company has been built.

FOR BEST RESULTS USE



We now have a group of technically trained field men, thoroughly familiar with local conditions, who are available to discuss your insect, disease and seed problems with you at any time.

Kilgore Agencies in The West Indies; Nueva Gerona, Isle of Pines, Cuba; Nassau, Bahamas.



## GLADIOLUS BULBS

Rainbow Mixed

Enjoy beautiful cut flowers from your own garden. For continuous blooms plant bulbs every 10 days to two weeks. In North and Central Florida plant from August to October, and January to May. In South Florida plant from September to May.

Set bulbs 4 inches deep and 6 inches apart in well prepared and well drained beds.

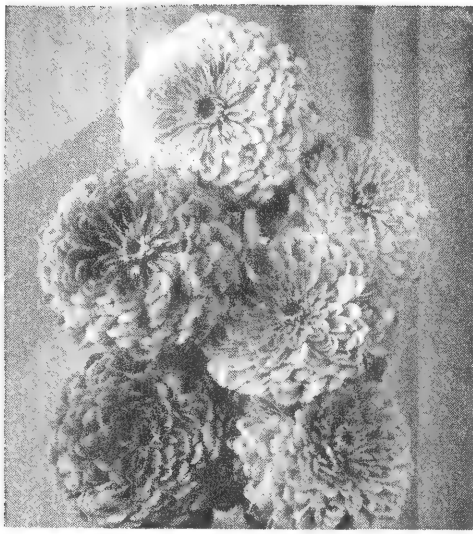
### ECONOMY PAK:

1 dozen No. 1 Bulbs, Assorted colors.....	75c postpaid
25—No. 1 Bulbs, Assorted colors.....	\$1.45 postpaid
100—No. 1 Bulbs, Assorted colors.....	\$4.00 postpaid
1000—No. 1 Bulbs, Assorted colors.....	\$35.00 postpaid

### DeLUXE PAK:

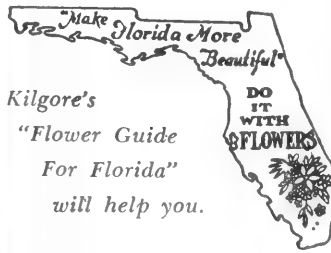
doz. Jumbo Bulbs, Assorted colors. Only 90c postpaid.	
---	--

Write for prices on larger quantities.



Sunburst Mixture Zinnias

Grow Flowers to Make  
your home a more inviting  
and pleasant place  
to live.



Send for your free copy today.



Kilgore's Superb Mixture Petunias

## FLOWER SEEDS FOR FLORIDA

Recommended by

**The Kilgore Seed Company, Florida's Flower Garden Headquarters**

Surround Your Florida Home with Beauty. Do It with Flowers.

All flower seeds priced at 10c per packet. Postpaid.

If larger amounts are desired, write us stating quantity wanted, and we will quote special prices.

All Flower Seeds are subject to the Florida State Sales Tax.

Rate of sales tax - 10c no tax; 11 to 35c 1c tax; 36 to 65c - 2c tax; 66 to \$1.00 - 3c tax.

We recommend the following kinds and varieties of flowers for Florida as the result of many years of experimental work and testing under Florida conditions.

- |  |  |   |   |
|--|--|---|---|
| Ageratum or Floss Flower, Purple Perfection, Dwarf Blue Cap Improved | Daisy—Shasta, Single and Semi-Double Giants                        | Marigold—Gigantea Sunset Giants mixture, Yellow Supreme, Dwarf French Double Harmony, Guinea Gold, Crown of Gold (Collarette Type), Dwarf Gigantea Pot o'Gold, Extra Dwarf Double Mixed | Queen Anne's Lace   |
| African Daisy, (Arctotis Grandis)                                    | Daisy—Blue-eyed African  | Morning Glory—Scarlett O'Hara (Red), Pearly Gates (White), Heavenly Blue Improved (Blue)  | Rose Bushes—different colors and varieties. (See page 47)   |
| Alyssum—Little Gem, Violet Queen Improved                            | Delphinium (Perennial Larkspur)—Belladonna Hybrids mixed           | Nasturtium—Semi-double Golden Gleam, Semi-double Scarlet Gleam, Semi-double Gleam Hybrids, Semi-double Dwarf Gem mixture  | Salvia—Bonfire  |
| Aster—Imperial Mixture, Cre-go assorted colors                       | Dianthus—Sweet Wivelsfield, Medal mixture, Single Gaiety mixed     | Pansy—Engelmann's Giant mixture   | Scabiosa (Mourning Bride)—Sunrise mixture   |
| Baby's Breath—White  | Gaillardia or Blanket Flower—Double gaiety mixture                 | Petunia—Rosy Morn, Heavenly Blue, Howard Star Improved, Elk's Pride, Flaming Velvet, Snow Queen, Fire Chief (All-America Selection), Superb mixture, Fluffy Ruffles mixture             | Snapdragon—Giant mixture, (rust resistant), Finest Half-tall mixture (rust resistant)   |
| Balsam—Double, Selected mixture                                      | Globe Amaranth (Gomphrena)—Globosa Dwarf Purple, Assorted colors   | Phlox—Peninsular mixture  | Statice—Blue, Rose, Lavender, White, Yellow, assorted colors  |
| Bean—Scarlet Runner  | Gourds (Ornamental)—Small varieties mixed                          | Poppy, California—Gorgeous mixed. (Single flowering)  | Sweet Peas (Early-flowering Spencer)—Mrs. Herbert Hoover, Mars, Shirley Temple, Hope, Lavanda, Ball's Orange Improved, Rainbow mixture  |
| Blue Lace Flower—Heavenly Blue                                       | Helianthus or Ornamental Sunflower—Sunshine mixture                | Portulaca or Sun Plant—Double mixed   | Tithonia or Florida Sunflower—Orange-scarlet, Torch (new dwarf)   |
| Bachelor's Button—Sky Blue, Dainty mixture                           | Helichrysum or Strawflower—Many colors                             |   | Verbena—Master mixture  |
| Calendula—Campfire Improved, Lemon Queen, Excellent mixture          | Hollyhock—Indian Spring (annual), Semi-double—Rose and pink shades |   | Vinca or Periwinkle—Pink and White mixed  |
| Calliopsis—Choice mixture  | Larkspur—Stock-flowered mixture, Giant Imperial mixture            |   | Zinnia—Special Crown o' Gold mixture, Fantasy mixture, Giants of California special mixture, Pompon or Lilliput mixture, Crimson Monarch, Wonder Rose, Polar Bear, Sunburst mixture, Peppermint Stick, Persian Carpet |
| Candytuft—White Hyacinth-flowered, Border Group                      | Linaria (Baby Snapdragon) Fairy Bouquet, pastel colors             |   |   |
| Carnation—Charm mixture  | Lupine—Assorted colors   |   |   |
| Celosia (Cockscomb)—Tall Royal Velvet—Carmine-crimson                |  |   |   |
| Cosmos—Fiesta, Semi-Double Choice mixture                            |  |   |   |
| Cynoglossom or Chinese Forget-Me-Not—Sky Blue                        |  |   |   |
| Dahlia—Unwin's Bedding mixture                                       |  |   |   |

For further information on growing flowers in Florida write the Florida Agricultural Experiment Station, mailing department, Gainesville, Fla., for a free copy of Florida Agricultural Extension Service Bulletin 133, entitled "Annual Flowers." Also write The Kilgore Seed Company, Plant City, Florida, for a free copy of "Kilgore's Flower Guide for Florida."

# THE KILGORE SEED COMPANY

A FLORIDA INSTITUTION MAINTAINED FOR SERVICE TO FLORIDA GROWERS  
FOURTEEN KILGORE SEED STORES AND MAIL ORDER DEPARTMENT SERVING FLORIDA



BELLE GLADE—304-12 S. Main St.



MIAMI—600 N.W. Fifth St.



PALMETTO—710 - 13th St.




SANFORD—300-2 W. First St.



PAHOKEE—313-19 Belle Glade Rd.



WEST PALM BEACH—910 Belvedere Rd.



GENERAL OFFICES, WAREHOUSE  
AND MAIL ORDER DEPARTMENT  
214 S. Collins St.

Kilgore's Research Laboratory  
1308 Elizabeth Ave.,  
P. O. Box 6085  
West Palm Beach

*Visit your nearest Kilgore Store. You will find many useful farm supplies there that are not listed in our catalog. "Everything for the Florida grower" is a Kilgore slogan.*



WAUCHULA—702-6 W. Main St.



OCALA—909 N. Magnolia St.



FORT MYERS—1117 Anderson Ave.



GAINESVILLE—203 S.E. First Ave.



PLANT CITY—101 N. Evers St.



VERO BEACH—1109 20th St.



POMPANO BEACH—228 N. Flagler St.



HOMESTEAD—45-46 S. Flagler Ave.

# PESTICIDE SECTION

(*Insecticides, Fungicides, Fumigants, Vermicides, Weed Killers, Spreaders, Stickers, Emulsifiers—Pages 50 to 66.*)

The sources of information and recommendations in connection with insect pests and diseases given in this catalog are the State Experiment Stations, The Kilgore Seed Company Laboratory, our technically trained field men, and many members of our store personnel who have had years of close contact with agricultural problems.

Every attempt has been made to provide such information in a plain and simple form for the benefit of our growers. As, however, constant changes are taking place in the field of pesticidal problems because of new insect pests and diseases and the introduction of new pesticides, it is impossible to keep an annual catalog strictly up-to-date. We therefore invite you to remain in personal contact with our field and store men as much as possible. They will be glad to assist you whenever you are facing new problems.

As truck farming becomes more extensive in Florida, we can naturally expect to have more diseases and insects to combat, which have already become a major factor in producing a profitable crop. The use of pesticides is now just as necessary as that of fertilizers and various modern cultural practices. There are many factors involved in the use of pesticides in relation to results desired, such as the choice of proper pesticides for the control of different diseases and insects, and the time and method of application. One cannot expect satisfactory control with poor or wrongly timed applications. Too often the grower waits until the disease or insect has too much of a start before spraying or dusting. This usually is more expensive than starting off with a regular spray or dust program and keeping it up to prevent diseases and insects. He not only has to use excessive amounts of sprays or dusts to get control, but he also suffers considerable

crop damage. Also, as a rule, it is much cheaper to use a combination spray or dust when one must contend with both insects and diseases, as one application may do both jobs. Most insecticides and fungicides are compatible and can be used together in sprays or dusts. Although we manufacture numerous combination dusts, only a few of the more important of such combinations are listed in this catalog. If you do not find the combination listed which you want, write to The Kilgore Seed Company, Plant City, Florida, or call at any of The Kilgore Seed Co. stores.

With the aid of newly installed mixing and blending equipment in our Plant City factory, you can be assured that you will receive fresh and perfectly blended finished dusts properly formulated to meet your particular requirements. Only high-grade technical materials are used by us in producing the various pesticidal compositions that you may desire.

## SANITATION

The practice of sanitation is of such vital importance, that no grower can afford to ignore the subject. Yet, in many cases, serious losses result from a complete neglect of a few simple rules. Diseases will spread readily from sick to healthy plants by various means, depending upon the nature of the disease. Spores of many species of fungi are air- or wind-borne, while others may be scattered over fields in water, due to rain or irrigation. Insects, particularly those of the sucking type, such as aphids and thrips, play an important part in the dissemination of diseases. Certain cultural operations, such as pruning, picking, transplanting, etc., are greatly responsible for the scattering of diseases, especially those caused by bacteria and viruses (mosaic being a specific example of the latter).

Considering the methods of infection mentioned, it becomes obvious that the source of the disease should be destroyed if at all possible. Affected plants, as well as dropped, decayed fruit, should be removed from the field and burned. Cultivation should be clean and frequent. Mechanical injury to plants by plowing, spraying or picking operations should be avoided as much as possible. Crop rotation is essential, provided that no other crop affected by the responsible diseases is grown for several years. This method often proves cheaper than an attempt to control the disease chemically. As weeds serve as host plants to many insects, which may be carriers of fungi, viruses and other undesirable organisms, the necessity for their eradication certainly becomes evident. Whenever practical, soil moisture should be kept fairly constant. Corrective measures should be adopted where soils are either too acid or too alkaline.

## MOSAIC

Mosaic disease is caused by organisms (virus) in the sap of the affected plants. The viruses, as infectious principals, may be transmitted in various ways from diseased to healthy plants. Insects undoubtedly play an important part in the transmission of the disease, although it may be spread by other means, such as pruning operations, bruising of plants by workers or mechanical equipment, picking fruit, chewing tobacco expectorations, and by other means.

The symptoms of mosaic vary slightly in different plants, but in general, certain broad characteristic indications can be noted in most all infected plant types. There is usually a stunting or dwarfing of the plants, with accompanying pattern of light-yellowish areas merging with green patches, giving them a "mottled" effect. Usually there is a roughening of the surface, producing, in some cases, a warty appearance. Edges of leaves often cup downward. The fruit also may be mottled and warted.

Mosaic has become a very costly and destructive disease on many crops, especially peppers, tomatoes, cucumbers and squash. This disease apparently does not carry over in the soil, provided cover crops are turned under long enough to be decomposed before planting. The disease is carried from season to season in wild host plants (weeds) in and around the field, and is transmitted to the plants in the field by insects, particularly aphids and thrips.

Pepper and tomato seedbeds should have clean cultivation two or three weeks before planting the seed. The seedbeds should not be close to ditch banks or fence rows, unless the weeds near the beds are destroyed by weed killers or some other method. Smoking or the use of tobacco should not be permitted while working in the seedbeds or handling plants. Tobacco mosaic has been known to be carried on tobacco. If plants become affected with mosaic in the seedbeds, do not set them in the field. Once the plant gets the disease there is no known cure.

The State Experiment Stations recognize the severity of the problem and they are now very much engaged in the attempt to develop effective control measures by chemical or biological means. A serious effort is also being manifested in the development of resistant varieties of various vegetables commonly susceptible to virus diseases. In the event of success, such new varieties would hardly be available commercially for several years, and we again like to stress the importance of sanitary practices and effective insect and weed eradication as the only means of crop damage reduction at the present time.





# Safe Combinations of INSECTICIDES AND FUNGICIDES

<i>Insecticides</i>	<i>Trade Names</i>	<i>Can Be Used With</i>
ARSENATE OF LEAD.....		{ Nicotine, Sulphur, Lime, Kilcop, Copper-A Compound, Kilcop 53, Yellow Cuprocide, Bordeaux, Dithane D-14, Parzate Liquid, Zerlate, Fermate, Dithane Z-78, Parzate.
CALCIUM ARSENATE.....		{ Nicotine, Sulphur, Lime, Kilcop, Copper-A Compound, Kilcop 53, Yellow Cuprocide.
KRYOCIDE.....		{ Sulphur, Kilcop, Copper-A Compound, Kilcop 53, Yellow Cuprocide, Dithane D-14, Parzate Liquid, Zerlate, Fermate, Dithane Z-78, Parzate.
NICOTINE.....		{ Arsenicals, Rotenone, Pyrethrum, DDT, Toxaphene, parathion, sulphur, lime, Kilcop, Copper-A Compound, Kilcop 53, Yellow Cuprocide, Bordeaux, Dithane D-14, Parzate Liquid, Zerlate, Fermate, Dithane Z-78, Parzate.
ROTENONE.....		{ Pyrethrum, nicotine, sulphur, Kilcop, Copper-A Compound, Kilcop 53, Yellow Cuprocide, Dithane D-14, Parzate Liquid, Zerlate, Fermate, Dithane Z-78, Parzate.
PYRETHRUM.....	(Pyrocide)	{ Rotenone, sulphur, Kilcop, Copper-A Compound, Kilcop 53, Yellow Cuprocide, Dithane D-14, Parzate Liquid, Zerlate, Fermate, Dithane Z-78, Parzate.
DDT.....	(Kilcide)	{ Pyrethrum, rotenone, nicotine, DDT, DDD, Methoxychlor, chlordane, benzene hexachloride (Incl. lindane), toxaphene, sulphur, Kilcop, Copper-A Compound, Kilcop 53, Yellow Cuprocide, Dithane D-14, Parzate Liquid, Zerlate, Fermate, Dithane Z-78, Parzate. Z-78 not to be used with emulsions.
DDD.....	(RHothane)	
METHOXYCHLOR.....	("Marlate")	
CHLORDANE.....	(Kilchlor)	
BENZENE HEXACHLORIDE.....	(Kilhex, Kilgam, Gamtox, Isotox)	
TOXAPHENE.....	(Kilphene, Alltox)	{ DDT, DDD, methoxychlor, chlordane, benzene hexachloride (incl. lindane), toxaphene, sulphur.
TEPP.....	(Vapotone XX)	
PARATHION.....	(Kilphos, Vapophos)	{ Rotenone, pyrethrum, DDT, DDD, methoxychlor, chlordane, benzene hexachloride (incl. lindane), toxaphene, sulphur, Dithane D-14, Parzate Liquid, Zerlate, Fermate, Dithane Z-78, Parzate. Most copper compounds can be used with parathion for spraying purposes if mixed freshly and used immediately. Mixtures of parathion and copper compounds to be used as dusts should only be prepared for immediate use for the grower.

## DON'TS

***A Reference to this Table may prevent serious Crop Losses***

DON'T USE:	ON THE FOLLOWING CROPS:
DDT (Kilcide).....	Cucurbits (cucumbers, squash, melons, etc.)
DDD (RHothane).....	Cucurbits
TOXAPHENE (Kilphene).....	Cucurbits, young tomatoes*, tobacco, lettuce and escarolle**, avocadoes.
(Alltox).....	
B. H. C. (Gamtox).....	Cucurbits, corn, young tomatoes, potatoes and other tuber or root crops.
(Kilhex).....	
LINDANE (Isotox).....	Corn, young cucurbits when heavy dew is present, potatoes and other tuber or root crops
(Kilgam).....	
CHLORDANE (Kilchlor).....	Cucurbits, tobacco seedbeds and young tobacco plants in field.
KRYOCIDE.....	Corn, Asparagus plumosus.
COPPER COMPOUNDS.....	Corn
TEPP (Vapotone XX).....	Tomatoes
(Vapotone Dust).....	

\* As toxaphene may prove toxic to young tomato plants in some local areas, local experiment stations should be consulted before treating.

\*\* Do not treat lettuce and escarolle within a period of three weeks from seeding or transplanting.

**SEED TREATMENT**  
(For Disease Control)

The following recommendations are suggested:

Treatment for the prevention of damping-off fungi:

		Oz. per Teaspns.	
		Bu.	per Lb.
Beans, Lima.....	Spergon	2	1/3
Beans, Snap and Pole.....	Spergon	2	1/3
Peas, English.....	Spergon	2	1/3
Cowpeas.....	Spergon	2	1/3
Sweet Corn.....	Arasan	2	1/4
Broccoli.....	Arasan		1/2
Cantaloupe.....	Spergon or Semesan	1	
Carrot.....	Spergon		3/4
Celery.....	Spergon or Semesan		3/4
Cabbage, Cauliflower, etc.....	Arasan or Semesan		1/2
Cucumber.....	Spergon or Semesan	1	
Eggplant.....	Semesan		3/4
Escarolle.....	Spergon or Semesan	1	
Lettuce.....	Semesan	1	
Pepper.....	Semesan		1/2
Spinach.....	Spergon or Arasan		1/2
Tomato.....	Semesan	1	
Watermelon.....	Spergon or Semesan	1	

The seed and seed treatment material should be thoroughly mixed together in a rotary drum mixer until all the seed is uniformly coated with the treatment material. In most cases this will take from three to five minutes at a speed of forty revolutions per minute. If Arasan is used on beans and peas, use one-half as much as the Spergon recommendation. Do not use more material than recommended. Screen off excess dust.

**Bichloride of Mercury (Corrosive sublimate) treatment**  
affecting organism on surface of seeds:

Cucumbers: Dilute 1:1000, immersing seed for 10 minutes.

Less hard seeds: Dilute 1:1000, immersing seeds for 5 minutes.

For small quantities of seed dissolve 1 tablet in 1 pint of water.

For larger quantities dissolve 1 oz. of the powder form in 7 1/2 gallons of water. It is advisable to dissolve the powder in a small quantity (a pint or quart) of boiling water first.

Place seeds in loosely woven cloth bags (about one-half full). Submerge bags in solution and stir with a stick to loosen adhering bubbles. After soaking the proper length of time, remove bags and drain thoroughly. Seed should be washed for 15 minutes in several changes of water. Then spread in thin layers to allow to dry.

Do not prepare solution of bichloride of mercury in metal containers. Only glass, earthenware or wooden vessels should be used. In working with the compound, the greatest caution should be exercised, as it is extremely poisonous.

**HOT WATER TREATMENT FOR CONTROL OF SEED-BORNE DISEASES**

**BLACK ROT.** Cabbage seed which is not known to be free from the black rot organism should be soaked in water held at 122° F. for 25 minutes (cauliflower and broccoli, 18 minutes). Use an accurate thermometer and hold the temperature within 1° F. of that specified to control the disease without injuring the seed. Fill a cheesecloth bag two-thirds full of seed, tie the top, immerse it in the hot water and then stir it enough to remove the air. After treatment, dip the seed in cold water, drain and spread in a thin layer to dry.

Use new land for seedbeds or old land in which cabbage or other related crops have not been grown for two years.

Do not use plants from a plant bed in which black rot has been found.

**DILUTION TABLE FOR INSECTICIDES AND FUNGICIDES**

Material	Average: amounts needed to make spray		
	50 Gal.	4 Gal.	1 Gal.
Alltox No. 40.....	2 lbs.	8 tblspns.	2 tblspns.
Arsenate of Lead....	3 lbs.	20 tblspns.	5 tblspns.
Black Leaf 40.....	1 pt.	8 tspns.	2 tspns.
Ceresan .....	1 lb.	3 tblspns.	2 1/4 tspns.
Copper-A Comp....	2 lbs.	8 tblspns.	2 tblspns.
Cuprocide Yellow..	1 lb.	2 tblspns.	1 tspn.
DDT 25% Emlsn...	1 pt.	8 tspns.	2 tspns.
DDT 50% Wetble...1 1/4 lbs.		8 tblspns.	2 tblspns.
Dithane D-14 .....	1 qt.	5 1/2 tblspns.	4 tspns.
(Zinc Sulphate) ..	6 oz.	3 tspns.	3/4 tspn.
Dithane Z-78 .....	1 1/2 lbs.	8 tblspns.	2 tblspns.
Fermate .....	1 lb.	9 1/3 tblspns.	7 tspns.
Fish Oil Soap.....1 1/2 lbs.		2 oz.	1 tblspn.
Gamtox Wettable			
10% .....	1 1/4 lbs.	8 tblspns.	2 tblspns.
Garden Volck			
Spray .....	2 qts.	5 ozs.	7 tspns.
Isotox Wettable			
No. 25 .....	1/2 lb.	4 tblspns.	1 tblspn.
Kilcop 53 .....	2 lbs.	10 tblspns.	7 1/4 tspns.
Kryocide .....	3 lb.	13 tblspns.	3 1/3 tblspns
Kilchlor 40-W.....1 1/4 lbs.		6 1/4 tblspns.	4 tspns.
Manganese			
Sulphate .....	1 1/2 lbs.	6 2/3 tblspns.	5 tspns.
Nicotin Pyrox			
Garden Spray ....	14 lbs.	1 lb.	3 tblspns.
Nicotrol .....	1 qt.	5 tblspns.	4 tspns.
Oil Emulsion			
(Fico) .....	1 gal.	10 1/2 oz.	2 1/2 oz.
Parathion .....	1/2 lb.	3 tblspns.	3 tspns.
Parzate .....	1 1/2 lbs.	8 tblspns.	2 tblspns.
Penetrol .....	1 qt.	5 tblspns.	4 tspns.
Phygon-XL .....	1/2 lb.	3 tblspns.	2 1/4 tspns.
Red Arrow			
Insect Spray .....	1 pt.	8 tspns.	2 tspns.
RHothane WP-50 ..1 1/4 lbs.		8 tblspns.	2 tblspns.
Scalecide .....	3 1/3 gals.	2 pts.	1/2 pt.
Spergon Wettable ..1 1/2 lbs.		10 2/3 tblspns.	8 tspns.
Sulfocide .....	1 qt.	5 tblspns.	4 tspns.
Triton B-1956 .....	1 1/2 oz.	3/4 tspns.	20 drops
Zinc Sulphate .....	1 1/2 lbs.	4 tblspns.	3 tspns.

**AMOUNTS OF INSECTICIDES AND FUNGICIDES REQUIRED PER ACRE**

CROP	SPRAYING	DUSTING
Beans	75 to 125 gals.	20 to 35 lbs.
Broccoli	75 to 150 gals.	20 to 35 lbs.
Cabbage	75 to 150 gals.	20 to 35 lbs.
Cauliflower	100 to 200 gals.	20 to 50 lbs.
Celery	75 to 150 gals.	20 to 30 lbs.
Cucurbits	75 to 200 gals.	25 to 35 lbs.
Eggplant	75 to 200 gals.	20 to 60 lbs.
Peas	75 to 200 gals.	25 to 35 lbs.
Peppers	75 to 150 gals.	20 to 35 lbs.
Potatoes	75 to 175 gals.	20 to 40 lbs.
Strawberries	75 to 125 gals.	20 to 30 lbs.
Sweet Potatoes	75 to 200 gals.	15 to 50 lbs.
Tomatoes	75 to 200 gals.	25 to 35 lbs.
Turnips	75 to 175 gals.	20 to 35 lbs.

NOTE: Amounts of spray or dust required depend chiefly upon stage of growth, variety of crop and severity of insect infestation or disease infection.

# INSECT AND DISEASE RECOMMENDATIONS

## VEGETABLE CROPS

### BEANS—

INSECTS	<i>Coined Common Name</i>	
<i>Serpentine leaf miner</i> .....	Kilphos Dust No. 2 .....	<i>Parathion</i> ..... 20-30 lbs. per acre
	Kilchlor-Sulphur Dust No. ....	<i>Chlordane</i> ..... 20-30 lbs. per acre
	Vapophos Wettable 15% .....	<i>Parathion</i> ..... 1 lb. per 100 gallons
	Kilchlor 40-W .....	<i>Chlordane</i> ..... 2½ lbs. per 100 gallons
	Alltox Wettable 40 .....	<i>Toxaphene</i> ..... 2½ lbs. per 100 gallons
<i>Bean leaf hopper</i> .....	Kilphos Dust No. 2 .....	<i>Parathion</i> ..... 25 lbs. per acre
<i>Bean leaf roller</i> .....	Kilcide 5-Sulphur Dust .....	<i>DDT</i> ..... 20-35 lbs. per acre
<i>Thrips</i> .....	DDT Wettable Powder—50% .....	2 lbs. per 100 gallons
	Kilphene 5-Sulphur Dust .....	<i>Toxaphene</i> ..... 20 to 30 lbs. per acre
<i>Army Worms</i> .....	Kilchlor-Kilphene Poison Bait No. 11 .....	<i>Chlordane</i> ..... 15-30 lbs. per acre
		<i>Toxaphene</i> ..... 15-30 lbs. per acre
	Kilphene Poison Bait No. 9 .....	<i>Toxaphene</i> ..... 15-30 lbs. per acre
	Kilchlor Poison Bait No. 8 .....	<i>Chlordane</i> ..... 15-30 lbs. per acre
<i>Cutworms</i> .....	Kilphos Dust No. 2 .....	<i>Parathion</i> ..... 20-30 lbs. per acre
<i>Mexican Bean Beetle</i> .....	Rotenone Dust 1% .....	20-30 lbs. per acre
<b>DISEASES</b>		
<i>Rust</i> .....	Sulphur Dust .....	20-40 lbs. per acre
<i>Powdery mildew</i> .....	Sulphur—Wettable .....	10-16 lbs. per 100 gallons

### BROCCOLI, CABBAGE, CAULIFLOWER—

INSECTS		
<i>Aphids</i> .....	Kilphos Dust No. 1 .....	<i>Parathion</i> ..... 20-30 lbs. per acre
	Kilgam Dust 1½% .....	<i>Lindane</i> ..... 20-30 lbs. per acre
	Nicotine Dust 4%—Activated .....	20-30 lbs. per acre
	Vapotone XX Spray .....	<i>TEPP</i> ..... 1 pt. per 100 gallons
	Vapophos Wettable 15% .....	<i>Parathion</i> ..... 1 lb. per 100 gallons
<i>Cabbage worms</i> .....	Kilchlor Dust—5% .....	<i>Chlordane</i> ..... 25-35 lbs. per acre
	Kilphene 10 Dust .....	<i>Toxaphene</i> ..... 25-35 lbs. per acre
	Kryocide 30-70 Dust .....	25-35 lbs. per acre
	25% DDT Emulsion .....	1 qt. per 100 gallons
<i>Serpentine leaf miner</i> .....	Kilchlor 40-W .....	2½ lbs. per 100 gallons
	Kilphos Dust No. 2 .....	<i>Parathion</i> ..... 25-35 lbs. per acre
	Kilchlor-Sulphur Dust No. 3 .....	<i>Chlordane</i> ..... 25-35 lbs. per acre
	Vapophos Wettable 15% .....	<i>Parathion</i> ..... 1 lb. per 100 gallons
	Kilchlor 40-W .....	2½ lbs. per 100 gallons
<i>Cutworms</i> .....	Kilchlor-Kilphene Poison Bait .....	<i>Chlordane</i> ..... 15-30 lbs. per acre
<i>Army worms</i> .....		<i>Toxaphene</i> ..... 15-30 lbs. per acre
<i>Mole crickets</i> .....	Kilphene Poison Bait No. 9 .....	<i>Toxaphene</i> ..... 15-30 lbs. per acre
<i>Grasshoppers</i> .....	Kilchlor Poison Bait No. 8 .....	<i>Chlordane</i> ..... 15-30 lbs. per acre
<b>DISEASES</b>		
<b>For Seedbeds</b>	Spergon Dust No. 1 .....	Consult local Experiment Station for rate of application
<i>Downy mildew</i> .....		Spergon Wettable .....
<b>For Crops in Field</b>	Dithane D-14 plus Zinc Sulphate .....	<i>Nabam</i> ..... 2 qts. plus ¼ lb. to 100 gallons
<i>Alternaria leaf spot</i> .....	Dithane Z-78 .....	<i>Zineb</i> ..... 2 lbs. per 100 gallons

### CELERY—

INSECTS			
<i>Green climbing cutworms</i>	Alltox Wettable 40 .....	<i>Toxaphene</i> ..... 3 lbs. per 100 gallons	
<i>Cutworms</i> .....	Alltox Wettable 40 .....	<i>Toxaphene</i> ..... 3 lbs. per 100 gallons	
	<i>Army worms</i> .....	Kilchlor Poison Bait No. 8 .....	<i>Chlordane</i> ..... 15-30 lbs. per acre
<i>Celery leaf tier</i> .....	Kilphene Poison Bait No. 9 .....	<i>Toxaphene</i> ..... 15-30 lbs. per acre	
	<i>Celery looper</i> .....	Kilcide-5 Dust .....	<i>DDT</i> ..... 20-30 lbs. per acre
<i>Aphids</i> .....	25% DDT Emulsion .....	1 qt. per 100 gallons	
	<i>Thrips</i> .....	Kilphos Dust No. 1 .....	<i>Parathion</i> ..... 20-30 lbs. per acre
		25% DDT Emulsion .....	1 qt. per 100 gallons
	Vapophos Wettable 15% .....	<i>Parathion</i> ..... 1 lb. per 100 gallons	
<b>DISEASES</b>			
<i>Early blight</i> .....	Dithane D-14 plus Zinc Sulphate .....	<i>Nabam</i> ..... 2 qts. plus ¼ lb. per 100 gallons	
	Kilcop 53 .....	<i>Copper</i> ..... 4 lbs. per 100 gallons	
	Copper A Compound .....	4 lbs. per 100 gallons	

## INSECT AND DISEASE RECOMMENDATIONS (Continued)

### CORN (SWEET)—

#### INSECTS

	<i>Coined Common Name</i>			
<i>Corn ear worm</i> .....	} Kilphos Dust No. 1 .....	<i>Parathion</i> ..... 30-35 lbs. per acre		
		} Kilcide 10% Dust .....	<i>DDT</i> ..... 30-35 lbs. per acre	
			} Vapophos Wettable 15% .....	<i>Parathion</i> ..... 1 lb. per 100 gallons
				<i>DDT</i> Wettable Powder-50% .....
<i>Fall army worm</i> .....	} 25% <i>DDT</i> Emulsion .....	1 qt. per 100 gallons		
<i>Corn lantern fly</i> .....	} Kilphos Dust No. 1 .....	<i>Parathion</i> ..... 30-35 lbs. per acre		
		} Kilphene-5 Dust .....	<i>Toxaphene</i> ..... 30-35 lbs. per acre	
			} Kilchlor Dust 5% .....	<i>Chlordane</i> ..... 30-35 lbs. per acre
				<i>Vapophos Wettable 15%</i> .....
<i>Corn silk fly</i> .....	} Alltox Wettable 40 .....	<i>Toxaphene</i> ..... 2½ lbs. per 100 gallons		
	} Kilchlor 40-W .....	<i>Chlordane</i> ..... 2½ lbs. per 100 gallons		
<i>Cutworms</i> .....	} Kilphene Poison Bait No. 9 .....	<i>Toxaphene</i> ..... 15-30 lbs. per acre		
<i>Wire worms</i> .....	} <i>Chlordane</i> 50% .....	4 lbs. per 100 gallons		
<i>Corn leaf blight</i> .....	} Dithane Dust No. 2.....	<i>Zineb</i> ..... 25-30 lbs. per acre		
		} Dithane Z-78 .....	<i>Zineb</i> ..... 2 lbs. per 100 gallons	
			} Dithane D-14 plus Zinc Sulphate.....	<i>Nabam</i> ..... 2 qts. plus ¾ lb. per 100 gallons

### COWPEAS (SOUTHERN PEAS)—

#### INSECTS

<i>Pod weevil</i> .....	} Kilphene 5—Sulphur Dust .....	<i>Toxaphene</i> .... 25-35 lbs. per acre
		} Kilcide 5—Sulphur Dust .....

#### DISEASES

<i>Scab and leaf blight</i> .....	Dithane D-14 plus Zinc Sulphate.....	<i>Nabam</i> ..... 2 qts. plus ¾ lb. per 100 gallons
-----------------------------------	--------------------------------------	--

### CUCUMBER, SQUASH, CANTALOUPE—

#### INSECTS

<i>Aphids</i> .....	} Kilphos Dust No. 1 .....	<i>Parathion</i> ..... 25-35 lbs. per acre			
		} Kilgam Dust 1½% .....	<i>Lindane</i> ..... 25-35 lbs. per acre		
			} Vapophos Wettable 15% .....	<i>Parathion</i> ..... 1 lb. per 100 gallons	
				} Vapotone XX .....	<i>TEPP</i> ..... 1 pt. per 100 gallons
					} Isotox Wettable No. 25 .....
<i>Serpentine leaf miner</i> .....	as above except Vapotone XX.....				
<i>Cucumber beetle</i> .....	} Kilgam Dust-1½% .....	<i>Lindane</i> ..... 25-35 lbs. per acre			
		} Kryocide Dust 30-70 .....	25-35 lbs. per acre		
			} Kilphos Dust No. 1 .....	<i>Parathion</i> ..... 25-35 lbs. per acre	
<i>Pickle worm</i> .....	} Isotox Wettable No. 25 .....	<i>Lindane</i> ..... 1 lb. per 100 gallons			
<i>Melon worm</i> .....	} Kryocide Wettable .....	6 lbs. per 100 gallons			
		} Vapophos Wettable 15% .....	<i>Parathion</i> ..... 1 lb. per 100 gallons		

#### DISEASES

<i>Downy mildew</i> .....	} Dithane Dust No. 1 .....	<i>Zineb</i> ..... 25-35 lbs. per acre	
<i>Powdery mildew</i> .....		} Fermate Dust No. 1 .....	<i>Ferbam</i> ..... 25-35 lbs. per acre
		} Dithane D-14 plus Zinc Sulphate .....	<i>Nabam</i> ..... 2 qts. plus ¾ lb. per 100 gallons

### EGGPLANT—

#### INSECTS

<i>Aphids</i> .....	} Kilphos Dust No. 2 .....	<i>Parathion</i> ..... 20-60 lbs. per acre			
		} Kilhex-Sulphur Dust-1% .....	<i>BHC</i> ..... 20-60 lbs. per acre		
			} Vapophos Wettable 15% .....	<i>Parathion</i> ..... 1 lb. per 100 gallons	
				} Vapotone XX .....	<i>TEPP</i> ..... 1 pt. per 100 gallons
					} Gamtox Wettable No. 10 .....
<i>Thrips</i> .....	} Dusting Sulphur .....	20-60 lbs. per acre			
		} Vapotone XX .....	<i>TEPP</i> ..... 1 pt. per 100 gallons		
			} Kilphos Dust No. 1 .....	<i>Parathion</i> ..... 20-60 lbs. per acre	
<i>Red spider</i> .....	} Kilphene Poison Bait No. 9 .....	<i>Toxaphene</i> ..... 15-30 lbs. per acre			
		} Kilchlor Poison Bait No. 8 .....	<i>Chlordane</i> ..... 15-30 lbs. per acre		
<i>Cutworms</i> .....					
<i>Mole cricket</i> .....	} Kilchlor-Kilphene Poison Bait	<i>Chlordane</i> ..... 15-30 lbs. per acre			
		} No. 11 .....	<i>Toxaphene</i> ..... 15-30 lbs. per acre		

### LETTUCE, ESCAROLLE—

#### INSECTS

<i>Cutworms</i> .....	Kilphene Poison Bait No. 9.....	<i>Toxaphene</i> ..... 15-30 lbs. per acre	
<i>Mole Crickets</i> .....	} Kilchlor Poison Bait No. 8 .....	<i>Chlordane</i> ..... 15-30 lbs. per acre	
		} Kilchlor-Kilphene Poison Bait	<i>Chlordane</i> ..... 15-30 lbs. per acre
			} No. 11 .....

# INSECT AND DISEASE RECOMMENDATIONS (Continued)

## OKRA—

### INSECTS

*Coined Common  
Name*

Aphids .....	}	Nicotine Dust—4% Activated .....	25-35 lbs. per acre	
		Vapotone XX .....	<i>TEPP</i> .....	1 pt. per 100 gallons
		Kilphos Dust No. 1 .....	<i>Parathion</i> .....	25-35 lbs. per acre
Serpentine leaf miner .....	}	Kilphene 10% Dust .....	<i>Toxaphene</i> .....	25-35 lbs. per acre
		Green pumpkin bug .....	Alltox Wettable No. 40 .....	<i>Toxaphene</i> .....
Okra caterpillar .....				

## ONION—

### INSECTS

Thrips .....	}	Gamtox Wettable No. 10 .....	<i>BHC</i> .....	2½ lbs. per 100 gallons
		DDT 25% Emulsion .....		1 qt. per 100 gallons

## PEPPER—

### INSECTS

Aphids .....	}	Kilphos Dust No. 1 .....	<i>Parathion</i> .....	20-30 lbs. per acre
		Vapophos Wettable 15% .....	<i>Parathion</i> .....	1 lb. per 100 gallons
		Black Leaf 40 .....		1 qt. per 100 gallons
Pepper weevil .....	}	Kilcide-5 Dust .....	<i>DDT</i> .....	30-35 lbs. per acre
		Fall army worms .....	DDT 25% Emulsion .....	1 qt. per 100 gallons

### DISEASES

Cercospera leaf spot .....	}	Kilcop Dust No. 6 .....	<i>Copper</i> .....	30-35 lbs. per acre
		Kilcop "53" .....	<i>Copper</i> .....	5 lbs. per 100 gallons
Bacterial leaf spot .....	}	Kilcop Dust No. 6 .....	<i>Copper</i> .....	30-35 lbs. per acre
		Dithane D-14 plus Zinc Sulphate .....	<i>Nabam</i> .....	2 qts. plus ¼ lb. per 100 gallons
		Dithane Z-78 .....	<i>Zineb</i> .....	2 lbs. per 100 gallons
Damp off .....	}	Orthocide 406 .....		4 lbs. per 100 gallons
		Yellow Cuprocide .....	<i>Copper</i> .....	2 lbs. per 100 gallons

## POTATOES—

### INSECTS

Aphids .....	}	Kilphos Dust No. 1 .....	<i>Parathion</i> .....	20-40 lbs. per acre
		Army worms .....	<i>Toxaphene</i> .....	20-40 lbs. per acre
Cutworms .....	}	Vapophos Wettable 15% .....	<i>Parathion</i> .....	1 lb. per 100 gallons
		Colorado potato beetle .....	Alltox Wettable No. 40 .....	<i>Toxaphene</i> .....
		DDT Emulsion—25% .....		1 qt. per 100 gallons
Serpentine leaf miner .....	}	Same as above except		
		omit DDT Emulsion 25%		
		and DDT Dust		
Green pumpkin bug .....				
Leaf-footed plant bug .....				

### DISEASES

Late blight .....	}	Dithane Dust No. 2 .....	<i>Zineb</i> .....	25-35 lbs. per acre
		Kilcop Dust No. 6 .....	<i>Copper</i> .....	25-35 lbs. per acre
Early blight .....	}	Dithane D-14 plus Zinc Sulphate .....	<i>Nabam</i> .....	2 qts. plus ¼ lb. per 100 gallons
		Dithane Z-78 .....	<i>Zineb</i> .....	2 lbs. per 100 gallons
		Kilcop "53" .....	<i>Copper</i> .....	4 lbs. per 100 gallons

## RADISH, TURNIP, MUSTARD—

### INSECTS

Aphids .....	}	Pyrocide Dust—7½% or suitable substitute .....		15-35 lbs. per acre
		Vapotone XX .....	<i>TEPP</i> .....	1 pt. per 100 gallons

## SPINACH—

### INSECTS

Aphids .....	}	Pyrocide Dust—7½% or suitable substitute .....		30-35 lbs. per acre
		Caterpillars .....		1 qt. per 100 gallons
Other chewing insects .....		Red Arrow Insect Spray .....		

# INSECT AND DISEASE RECOMMENDATIONS (Continued)

## STRAWBERRIES—

INSECTS	<i>Coined Common Name</i>	
<i>Thrips</i> .....	Nicotine Dust—4% Activated .....	20-25 lbs. per acre
<i>Pameras</i> .....	} Kilchlor-Sulphur Dust No. 3 .....	} <i>Chlordane</i> ..... 20-25 lbs. per acre
<i>Ants</i> .....		
<i>Flea beetles</i> .....		
<i>Cucumber beetles</i> .....		
<i>Leaf rollers</i> .....		
<i>Grasshoppers</i> .....		
<i>Mole crickets</i> .....	Kilchlor-Sulphur Dust No. 3 .....	} <i>Chlordane</i> ..... 20-25 lbs. per acre
<i>Lesser corn stalk borer</i> .....	Kilchlor Poison Bait No. 8 .....	} <i>Chlordane</i> ..... 15-25 lbs. per acre
<i>Cutworms</i> .....	} Kilchlor-Kilphene Poison Bait No. 11 .....	} <i>Chlordane</i> <i>Toxaphene</i> ..... 20-25 lbs. per acre
<i>Field crickets</i> .....		
<i>Red spider</i> .....	Dusting Sulphur .....	20-30 lbs. per acre
<b>DISEASES</b>		
<i>Anthracnose</i> .....	} Kilcop Dust No. 2 .....	} <i>Copper</i> ..... 20-30 lbs. per acre
		} Kilcop "53" .....
<i>Leaf spots</i> .....	} Dithane Dust No. 1 .....	} <i>Zineb</i> ..... 20-30 lbs. per acre
		} Dithane D-14 plus Zinc Sulphate .....

## TOMATOES—

INSECTS	<i>Coined Common Name</i>			
<i>Aphids</i> .....	} Kilphos Dust No. 1 .....	} <i>Parathion</i> ..... 25-35 lbs. per acre		
		} Kilhex Dust 1½% .....	} <i>BHC</i> ..... 25-35 lbs. per acre	
		} Kilgam Dust 1½% .....	} <i>Lindane</i> ..... 25-35 lbs. per acre	
		} <i>Thrips</i> .....	} Vapophos Wettable 15% .....	} <i>Parathion</i> ..... 1 lb. per 100 gallons
			} Gamtox Wettable No. 10 .....	} <i>BHC</i> ..... 2 lbs. per 100 gallons
	} Isotox Wettable No. 25 .....	} <i>Lindane</i> ..... 1 lb. per 100 gallons		
<i>Army worm</i> .....	} Kilphos Dust No. 1 .....	} <i>Parathion</i> ..... 25-35 lbs. per acre		
		} Kilcide 5-Sulphur Dust .....	} <i>DDT</i> ..... 25-35 lbs. per acre	
		} Kilchlor Dust 5% .....	} <i>Chlordane</i> ..... 25-35 lbs. per acre	
		} <i>Cutworm</i> .....	} Vapophos Wettable 15% .....	} <i>Parathion</i> ..... 1 lb. per 100 gallons
			} DDT 25% Emulsion .....	} 1 qt. per 100 gallons
<i>Tomato fruit worm</i> .....	} DDT 50% Wettable .....	} 2 lbs. per 100 gallons		
<i>Pin worm</i> .....	} Kilchlor 40-W .....	} <i>Chlordane</i> ..... 2½ lbs. per 100 gallons		
		} RHothane WP-50 .....	} <i>TDE-DDD</i> ..... 2 lbs. per 100 gallons	
	} Kilchlor Poison Bait No. 9 .....	} <i>Chlordane</i> ..... Use 15-25 lbs. per acre		
<i>Serpentine leaf miner</i> .....	} Kilchlor-Kilphene Poison Bait No. 11 .....	} <i>Chlordane</i> <i>Toxaphene</i> ..... 20-25 lbs. per acre		
		} Kilphos Dust No. 1 .....	} <i>Parathion</i> ..... 25-35 lbs. per acre	
		} <i>Green pumpkin bug</i> .....	} Kilchlor Dust 5% .....	} <i>Chlordane</i> ..... 25-35 lbs. per acre
			} Vapophos Wettable 15% .....	} <i>Parathion</i> ..... 1 lb. per 100 gallons
		<i>Leaf-footed plant bug</i> .....	} Kilchlor 40-W .....	} <i>Chlordane</i> ..... 2½ lbs. per 100 gallons
<i>Horn worm</i> .....	} Kryocide-Sulphur Dust 30-70 .....	} 35-45 lbs. per acre		
		} RHothane 25% Emulsion .....	} <i>TDE-DDD</i> ..... 1 qt. per 100 gallons	
<b>DISEASES</b>				
<i>Late blight</i> .....	} Dithane-Sulphur Dust No. 4 .....	} <i>Zineb</i> ..... 30-40 lbs. per acre		
		} Kilcop-Sulphur Dust No. 5 .....	} <i>Copper</i> ..... 30-40 lbs. per acre	
<i>Early blight</i> .....	} Dithane D-14 plus Zinc Sulphate .....	} <i>Nabam</i> ..... 2 qts. plus ¼ lb. per 100 gallons		
<i>Grey leaf-spot</i> .....	} Kilcop "53" .....	} 4 lbs. per 100 gallons		
		} Dithane Z-78 .....	} <i>Zineb</i> ..... 2 lbs. per 100 gallons	
		} Phygon XL .....	} ¾ lb. per 100 gallons	

## WATERMELON—

INSECTS	<i>Coined Common Name</i>	
<i>Green pumpkin bug</i> .....	} Kilphos Dust No. 1 .....	} <i>Parathion</i> ..... 20-35 lbs. per acre
<i>Leaf footed plant bug</i> .....		
<i>Squash bug</i> .....		
<i>Same as Cucumbers, etc. Page 54</i> .....	} Vapohos Wettable 15% .....	} <i>Parathion</i> ..... 1 lb. per 100 gallons
<b>DISEASES</b>		
<i>Downy mildew</i> .....	} Dithane Dust No. 1 .....	} <i>Zineb</i> ..... 30-40 lbs. per acre
		} Kilcop Dust No. 5 .....
<i>Anthracnose</i> .....	} Dithane Dust No. 1 .....	} <i>Zineb</i> ..... 30-40 lbs. per acre
<i>Gummy stem blight</i> .....	} Dithane Z-78 .....	} <i>Zineb</i> ..... 2 lbs. per 100 gallons
		} Kilcop "53" .....



# INSECT AND DISEASE RECOMMENDATIONS (Continued)

## Miscellaneous Crops

### TOBACCO—

#### INSECTS

*Coined Common  
Name*

<i>Aphids</i> .....	}	Kilphos Dust No. 1 .....	<i>Parathion</i> .....	10-35 lbs. per acre
		Vapophos Wettable 15% .....	<i>Parathion</i> .....	1 lb. per 100 gallons
		Vapotone XX .....	<i>TEPP</i> .....	1 pt. per 100 gallons
<i>Bud worm</i> .....	}	Kilcide-5 Dust .....	<i>DDT</i> .....	15-35 lbs. per acre
		RHothane 5-Dust .....	<i>TDE-DDD</i> .....	15-35 lbs. per acre
		DDT 50% Wettable .....		2 lbs. per 100 gallons
		RHothane WP-50 .....	<i>TDE-DDD</i> .....	2 lbs. per 100 gallons
<i>Horn worm</i> .....	}	RHothane 10-Tobacco Dust .....	<i>TDE-DDT</i> .....	25-30 lbs. per acre
		Kryocide Dust 30-70 .....		15-35 lbs. per acre
		RHothane WP-50 .....	<i>TDE-DDD</i> .....	2 lbs. per 100 gallons
<i>Mole cricket</i> .....		Kilchlor Poison Bait No. 8* .....	<i>Chlordane</i> .....	15-25 lbs. per acre

#### DISEASES—PLANT BEDS

\* CAUTION: Do not use directly on plants. Scatter in paths or walk ways.

<i>Blue mold</i> .....	}	Dithane Dust No. 2 .....	<i>Zineb</i> .....	1½ to 4 lbs. to 100 sq. yds.
		Fermate Dust No. 2 .....	<i>Ferbam</i> .....	as required by size of plant
		Dithane Z-78 Wettable .....	<i>Zineb</i> .....	4 lbs. per 100 gallons
		Fermate Wettable .....	<i>Ferbam</i> .....	3 lbs. per 100 gallons

### PEANUTS—

#### INSECTS

<i>Velvet bean caterpillar</i> .....	}	Kilcide 3—Sulphur Dust .....	<i>DDT</i> .....	25-35 lbs. per acre
		Kryocide—Sulphur Dust 30-70 .....		25-35 lbs. per acre

#### DISEASES

<i>Leaf spot</i> .....	Dusting Sulphur .....	15-25 lbs. per acre
------------------------	-----------------------	---------------------

### GLADIOLUS—

#### INSECTS

<i>Thrips</i> .....	}	Kilcide-Kilhex Dust No. 3* .....	<i>DDT-BHC</i> .....	25-35 lbs. per acre		
		DDT 50% Wettable .....		} 2 lbs. plus 1¼ lbs. Gamtox per 100 gallons		
		In Combination with Gamtox .....				
		Wettable No. 10* .....	<i>BHC</i> .....			
<i>Army worms</i> .....	}	DDT 50% Wettable .....		4 lbs. per 100 gallons		
		<i>Red spider</i> .....	}	Kilphos Dust No. 2 .....	<i>Parathion</i> .....	25-35 lbs. per acre
				Vapophos Wettable 15% .....	<i>Parathion</i> .....	1 lb. per 100 gallons
				Wettable Sulphur .....		4 lbs. per 100 gallons

#### DISEASES

<i>Curcularia</i> .....	}	Dithane D-14 plus Zinc Sulphate .....	<i>Nabam</i> .....	2 qts. plus ¼ lb. per 100 gallons
<i>Botrytis</i> .....				
<i>Stemphylium</i> .....				

\*CAUTION: Kilhex and Gamtox Wettable may give spikes a musty odor if sprayed just prior to shipping.

### LAWNS—

#### INSECTS

<i>Chinch bug</i> .....	}	Kilgore's Lawn Dust .....	Treat infested areas at rate of 4 lbs. per 100 sq. ft.
<i>Sod web worm</i> .....			
<i>Mole crickets</i> .....	}	Saba Chinch .....	Treat infested areas at rate of 4 lbs. per 100 sq. ft.
<i>Ants</i> .....			

### PASTURES—

#### INSECTS

<i>Army worms</i> .....	}	Kilphene 10-Dust* .....	<i>Toxaphene</i> .....	20-30 lbs. per acre
<i>Grasshoppers</i> .....		RHothane 5-Sulphur Dust* .....	<i>TDE-DDD</i> .....	20-30 lbs. per acre

\* CAUTION: Keep cattle off pastures for 2 weeks after applying these insecticides. Do not use in pastures for dairy cows.

The Kilgore Seed Company processes many combinations of insecticides and fungicides to suit local conditions which are too numerous to recommend in our General Catalog. If you do not find the combination you want, write our General Office in Plant City or call at your nearest Kilgore Store and it is likely we will have a dust in stock which will fill your requirements.



# INSECTICIDE AND DISEASE RECOMMENDATIONS (Continued)

## SOIL BORNE PESTS—

<i>Nematodes (Root Knot)</i> <i>Wire Worms</i>	D.D. Soil fumigant .....	22 gal. per acre applied in 12 inch rows 5 to 6 gal. per acre in 4 foot rows Apply 15 days before planting
	E.D.B. Soilfume 80-20 .....	30 gal. per acre applied in 12 inch rows 6 to 7 gal. per acre in 4 foot rows Apply 15 days before planting
<i>Wire worms only</i> .....	Ortho-Klor 8 .....	4 qts. per acre in 100 gallons water

## Livestock Pests

### DAIRY CATTLE—

	<i>Coined Common Name</i>	
<i>Flies</i> .....	"Marlate" 50-Insecticide .....	<i>Methoxychlor</i> .. 8¾ lbs. per 100 gallons
<i>Lice</i> .....	"Marlate" 50-Insecticide .....	<i>Methoxychlor</i> .. 25 lbs. per 100 gallons

### DAIRY BARNS AND MILK SHEDS—

<i>Flies</i> .....	Isotox Dairy Spray .....	<i>Lindane</i> .....	10 lbs. per 100 gallons
	"Marlate" 50-Insecticide .....	<i>Methoxychlor</i> ..	25 lbs. per 100 gallons
<i>Screw worm</i> .....	See range cattle .....		

CAUTION: All feed troughs, feed and utensils, should be covered before spraying.

### RANGE CATTLE—

#### SPRAYS

(Use one of following)

<i>Horn Flies</i> .....	DDT 50% Wettable .....	25 lbs. per 100 gallons	
	Gamtox Wettable No. 10 .....	<i>BHC</i> .....	3¾ lbs. per 100 gallons
<i>Lice</i> .....	Isotox Dairy Spray .....	<i>Lindane</i> .....	1½ lbs. per 100 gallons
	"DuPont Livestock Spray and Dip No. 30" .....	11 lbs. per 100 gallons	

(Use one of following)

<i>Mange mites</i> .....	Chlordane 40% Wettable .....	5 lbs. per 100 gallons
	Gamtox Wettable No. 10 .....	<i>BHC</i> .....

#### DIPS\*

(Use one of following)

<i>General purpose dip</i> .....	DDT 50% Wettable .....	8½ lbs. per 100 gallons	
	Gamtox Wettable No. 10 .....	<i>BHC</i> .....	2½ lbs. per 100 gallons
<i>Combination of:</i> .....	Ortho Healthy Herd Wettable Powder .....	<i>BHC &amp; DDT</i> .. 10 lbs. per 100 gallons	

"DuPont Livestock Spray and Dip No. 30" .....

*Lindane & Toxaphene* .. See label for directions

\* CAUTION: In using dipping vats, all traces of arsenicals, oils or sludge from such materials must be thoroughly removed before charging with Gamtox, Isotox, "Marlate" or DDT. A mixture of arsenicals or oil solutions with Gamtox, Isotox, "Marlate," or DDT is highly toxic to animals and may cause death. Directions on all containers should be carefully followed.

<i>Screw worms</i> .....	"Smearex," Screw Worm Preparation	Follow label directions
	"Ortho 1038 Screw Worm Control".....	
	Ortho EQ 335 Screw Worm Remedy.....	



# INSECTICIDES AND FUNGICIDES

For household & garden insecticides see Page 63

When ordering insecticides or fungicides, please allow enough extra for postage because all prices quoted are f.o.b. Plant City or any Kilgore store unless otherwise specified. Inquire of your postmaster for proper parcel post rates.

All insecticides not used for commercial agricultural purposes are subject to the 3% State Sales Tax.

All prices quoted are subject to change without notice.

## INSECTICIDES

**ARAMITE**—15-W. An effective metecide. Used on citrus, ornamentals and vegetables. Controls red spider mites. Use 1½ lb. per 100 gal. Price 4-lb. bag \$3.20; 50 lb. \$38.50.

**ARSENATE OF LEAD POWDER.** Use 6 lbs. to 100 gals. water. Pound canister 60c; 4 lb. \$1.60.

**BENZENE HEXACHLORIDE PREPARATIONS.** Two general types of BHC preparations are available to the grower. The lower priced materials can be used to good advantage, wherever any contamination caused by odor or flavor is of no importance. For certain crops, however, where such contamination cannot be tolerated, it is suggested that BHC formulations prepared from "lindane" (pure gamma isomer base) be used. Both types of materials are equally effective in insect control. Tuber crops, such as potatoes, should not be treated with BHC preparations of any kind. The Kilgore Seed Co. markets these dusts under the trade names of "Kilhex" and "Kilgam" respectively.



### BENZENE HEXACHLORIDE PREPARATIONS—ORDINARY.

**KILHEX DUST**—1% (Code No. G-1)—(Gamtox) Contains 1% gamma isomer. Lb. 10c; 25 lbs. \$1.80; 50 lbs. \$2.60; 100 lbs. \$5.20.

**KILHEX DUST**—1½% (Code No. G-3)—(Gamtox) Contains 1½% gamma isomer. Lb. 10c; 25 lbs. \$2.15; 50 lbs. \$3.15; 100 lbs. \$6.30.

**KILHEX-SULPHUR DUST**—1% (Code No. G-2)—(Gamtox) Contains 1% gamma isomer. Lb. 10c; 25 lbs. \$2.05; 50 lbs. \$3.10; 100 lbs. \$6.20.

**GAMTOX WETTABLE**—No. 10. (Contains 10% gamma isomer.) Use 2½ lbs. per 100 gals. water. 5-lb. bag \$1.90; 50-lb. bag \$15.00.

### BENZENE HEXACHLORIDE PREPARATIONS CONTAINING LINDANE.

**KILGAM DUST**—1% (Code No. Q-4)—(Isotox) Contains 1% gamma isomer. Lb. 20c; 25 lbs. \$3.85; 50 lbs. \$6.65; 100 lbs. \$13.30.

**KILGAM DUST**—1½% (Code No. Q-5)—(Isotox) Contains 1½% gamma isomer. Lb. 25c; 25 lbs. \$5.05; 50 lbs. \$9.10; 100 lbs. \$18.20.

**KILGAM-SULPHUR DUST**—No. 6 (Code No. O-6) (Isotox) Contains 1% gamma isomer. Lb. 20c; 25 lbs. \$4.10; 50 lbs. \$7.15; 100 lbs. \$14.30.

**ISOTOX WETTABLE**—No. 25 (Contains 25% gamma isomer). Use from ½ to 1 lb. per 100 gals. water. For cucumbers, squash, melons, etc. 1-lb. can \$3.25; 4-lb. can \$12.40; 20 lbs. \$57.00.

**ISOTOX SPRAY**—No. 20 (Contains 20% gamma isomer). Use 1 pt. per 100 gals. water. 4-oz. bottle \$1.17; 16-oz. bottle \$3.15; 1 gal. \$20.50.

**BLACK LEAF 40.** For the control of aphids, thrips. Use from 1 to 2 pts. per 100 gallons water. Is effective as a spray against poultry lice. 1 oz. 35c; 5 oz. \$1.05; 1 lb. \$2.40; 2 lbs. \$4.15; 5 lbs. \$7.40; 10 lbs. \$12.65. Prices quoted are prepaid.

**CALCIUM ARSENATE POWDER.** Lb. can 45c; 4 lb. bag 65c.

**CHLORDANE.** This chlorinated hydro-carbon has proved highly effective against ants and mole crickets. Also an effective control for many other insects. The Kilgore Seed Co. markets these dusts under the trade name of "Kilchlor".

**KILCHLOR 40-W.** (Contains 40% technical chlordane). Use 2½ lbs per 100 gals. of water. 1-lb. can 75c; 5-lb. bag \$3.25; 10-lb. bag \$6.00; 25 lbs. \$13.75; 50 lbs. \$25.00.

**KILCHLOR 3% DUST** (Code No. H-2)—(Contains 3% chlordane). Lb. 10c; 25 lbs. \$2.05; 50 lbs. \$3.05; 100 lbs. \$6.10.

**KILCHLOR 5% DUST** (Code No. H-1)—(Contains 5% chlordane). Lb. 15c; 25 lbs. \$2.55; 50 lbs. \$4.10; 100 lbs. \$8.20.

**KILCHLOR-SULPHUR DUST NO. 3** (Code No. H-3)—(Contains 5% chlordane). Lb. 15c; 25 lbs. \$2.85; 50 lbs. \$4.65; 100 lbs. \$9.30.

**ORTHO-KLOR-8.** (Contains 72% chlordane). 1 gal. \$11.80; 50 gal. \$530.00.

**SYNKLOR 48-E** (Contains 48% chlordane). Use 1 qt. per 100 gals. of water. ½ pt. \$1.25; 1 qt. \$4.00; 1 gal. \$8.00.

**CORN EARWORM OIL (KILGORE'S).** An effective material for individual treatment of ears. Does not contain poisonous substances. (See page 71 for Corn Earworm Oil Applicator.) 1 qt. 85c; 1 gal. \$2.75; 5 gals. \$13.00; 55-gal. drum \$137.50. (1 gal. of corn earworm oil will treat approximately 7000 ears.)

**DDT PREPARATIONS.** The Kilgore Seed Co. markets these dusts under the trade name of "Kilcide."

**KILCIDE 3 DUST**—(Code No. D-1)—(Contains 3% DDT). Lb. 10c; 25 lbs. \$1.65; 50 lbs. \$2.25; 100 lbs. \$4.50.

**KILCIDE 3-SULPHUR DUST**—(Code No. D-2)—(Contains 3% DDT). Lb. 10c; 25 lbs. \$1.90; 50 lbs. \$2.75; 100 lbs. \$5.50.

**KILCIDE 5 DUST**—(Code No. D-3)—(Contains 5% DDT). Lb. 10c; 25 lbs. \$2.00; 50 lbs. \$2.95; 100 lbs. \$5.90.

**KILCIDE 5-SULPHUR DUST**—(Code No. D-10)—(Contains 5% DDT). Lb. 10c; 25 lbs. \$2.25; 50 lbs. \$3.45; 100 lbs. \$6.90.

**KILCIDE 10 DUST**—(Code No. D-4)—(Contains 10% DDT). Lb. 15c; 25 lbs. \$2.75; 50 lbs. \$4.50; 100 lbs. \$9.00.

**KILCIDE 3-MANGANESE-SULPHUR DUST** — (Code No. DX-1)—(Contains 3% DDT). Lb. 10c; 25 lbs. \$2.00; 50 lbs. \$3.00; 100 lbs. \$6.00.

**KILCIDE 5-MANGANESE-SULPHUR DUST** — (Code No. DX-2)—(Contains 5% DDT). Lb. 15c; 25 lbs. \$2.35; 50 lbs. \$3.65; 100 lbs. \$7.30.

**DDT 50% WETTABLE POWDER.** Use 2 lbs. to 100 gals. water. 3-lb. bag \$1.23; 4 lb. \$1.64; 6-lb. bag \$2.46; 50-lb. bag \$18.50.

**DDT 25% EMULSION.** Use 1 qt. 100 gals. water. 5 gals. \$10.75; 30-gal. drum \$63.00; 50 gals. \$102.50.

## INSECTICIDES (Continued)

**KRYOCIDE (Natural Cryolite).** A fluorine spray for chewing insects. Use 3 pounds Kryocide to fifty gallons of water. 1-lb. can 45c; 4-lb. bag \$1.00; 50-lb. bag \$9.75.

**KRYOCIDE DUST 30-70 (Code No. K-6)**—(Contains 30% Kryocide.) A fluorine dust especially recommended for worms on cucumbers and squash, pinworms, and horn worms on egg-plants and tomatoes. Lb. 15c; 25 lbs. \$2.45; 50 lbs. \$3.90; 100 lbs. \$7.80.

**KRYOCIDE-SULPHUR DUST 30-70 (Code No. K-4)**—(Contains 30% Kryocide.) Lb. 15c; 25 lbs. \$2.75; 50 lbs. \$4.45; 100 lbs. \$8.90.

**LIME-SULPHUR SOLUTION.** (32 to 34 degrees Baume.) Dilute with water at 1 to 60. 1 gal. can 65c; 5 gal. can \$2.75. Write for special prices on 55 gallon barrels.

**NICOTINE DUSTS.** Used to control aphids and thrips. For most effective control use on still, hot days.

**NICOTINE DUST—4% Activated.** (Code No. N-2)—Lb. 25c; 25 lbs. \$4.85; 50 lbs. \$8.55; 100 lbs. \$17.10.

**NICOTROL.** Nicotine Sulphate with Penetrol as spreader. Use 2 qts. to 100 gals. water. 1 pt. 96c; qt. \$1.25; gal. \$2.75; 5 gal. drum \$10.50.

**OIL EMULSION (FICO) 60.** For the control of scales, mealy bugs, red spiders, etc. Dilute with water 1 to 60. Gal. 55c; 5 gals. \$2.50; 55 gals. \$22.00. Deposit on containers.

**ORTHOL GARDEN SPRAY.** A modernized oil emulsion containing nicotine and DDT for the combined control of aphids, red spiders, mealy bugs, thrips and many other garden insects. Use at the rate of 6 tablespoonsful to 1 gal. of water. 4 oz. 35c; 16 oz. 75c.

**PARA-SCALECIDE.** Effective and safe liquid treatment for peach borers in young and old trees. Dilute 1 gal. Para-Scalecide with 7 gals. water. This will treat from 50 to 100 trees depending on the size. Write for descriptive pamphlets on Para-Scalecide. Qt. \$1.45; gal. \$3.25; 5 gals. \$10.40.

**PARATHION PREPARATIONS.** An organic insecticide which has proven to be an outstanding aphicide, and is highly effective against scales, mealy bugs, red spiders and certain other insects. The Kilgore Seed Co. processes parathion dusts under the trade name of "Kilphos." Parathion wettable powders are sold under the proprietary name of Vapophos. Parathion products are highly toxic to man and warm blooded animals. It is urged that all precautions and recommendations stated on labels affixed to all of our parathion products be carefully followed.

**VAPOPHOS WETTABLE 15%.** A wettable powder containing 15% parathion. Use at the rate of 1 lb. to 100 gals. of water. 1 lb. 96c; 3 lb. bag \$2.64; 100 lb. drum \$83.00.

**KILPHOS DUST NO. 1.** (Code No. E-1)—Contains 1% parathion. 50 lbs. \$3.10; 100 lbs. \$6.20.

**KILPHOS DUST NO. 2.** (Code No. E-2)—Contains 1% parathion and wettable sulphur. 50 lbs. \$3.70; 100 lbs. \$7.40.

**KILPHOS DUST NO. 4.** (Code No. E-4)—Contains 2% parathion. 50 lbs. \$4.55; 100 lbs. \$9.10.

**PARIS GREEN.** ¼ lb. 18c; 1 lb. 55c; 5 lbs. \$2.50; 25 lbs. \$11.25; 100 lbs. \$40.00.

**POISON BAITS.** Ready for use to control mole crickets, cutworms, grasshoppers and field crickets. Also ideal for airplane application. Do not use Poison Bait No. 8, 9, or 11 on cucumbers, squash and melons.

**POISON BAIT NO. 8 (Code No. B-8)**—(Contains chlordane). 1 lb. 10c; 25 lbs. \$2.40; 50 lbs. \$3.75; 100 lbs. \$7.50.

**POISON BAIT NO. 9 (Code No. B-9)**—(Contains toxaphene). 1 lb. 10c; 25 lbs. \$2.00; 50 lbs. \$2.95; 100 lbs. \$5.90.

**POISON BAIT NO. 11 (Code No. B-11)**—(Contains chlordane and toxaphene). 1 lb. 15c; 25 lbs. \$2.70; 50 lbs. \$4.40; 100 lbs. \$8.80.

**PYROCIDE DUSTS.** (Code No. P-7)—1 lb. 25c; 25 lbs. \$4.80; 50 lbs. \$8.60; 100 lbs. \$17.20.

**RED ARROW INSECT SPRAY.** Kills garden aphids, melon aphids, worms, leaf hoppers, white flies, red spiders, caterpillars, thrips, celery leaf tiers. 1 oz. 35c; 4 oz. \$1.00; pint \$2.85; quart \$5.00; gal. \$18.20. Average dilution 1 to 400 parts water.

**RHOTHANE.** A compound closely related to D.D.T. Its toxicity to most insects is equal to that of D.D.T. and data obtained from experimental stations and other sources strongly indicates less toxicity to humans and warm blooded animals.



**RHOTHANE 5-SULPHUR DUST.** (Code No. J-1)—(Contains 5% D.D.D.) Lb. 15c; 25 lbs. \$2.60; 50 lbs. \$4.20; 100 lbs. \$8.40.

**RHOTHANE-10 (Tobacco Dust.)** (Code J-3)—(Contains 10% D.D.D.) Lb. 15c; 25 lbs. \$3.30; 50 lbs. \$5.60; 100 lbs. \$11.20.

**RHOTHANE WP-50.** A wettable form of powder, containing 50% of the technical material. Use at the rate of 2 lbs. to 100 gals. water. 4-lb. bag \$2.00; 50-lb. bag \$23.00.

**RHOTHANE EMULSION CONCENTRATE.** (Contains 25% of the technical material.) 5 gals. \$13.50; 30-gal. drum \$78.00; 50-gal. drum \$125.00.

**ROTENONE DUST, 1%.** (Code No. R-6)—1 lb. 15c; 25 lbs. \$3.00; 50 lbs. \$5.00; 100 lbs. \$10.00.

**SCALECIDE.** Excellent for citrus. Combined with Sulfoicide at the rate of two gallons Scalecide and one gallon Sulfoicide to two hundred gallons of water, it takes care of many citrus troubles. Pt. 75c; qt. \$1.15; gal. \$2.75; 5 gals. \$9.30.

**THRIP AND MITE DUST.** (Code No. N-5)—As this mixture contains sulphur and treated tobacco dust, it has been found a satisfactory control for both red spider and thrips in strawberries. 10c per lb.; 25 lbs. \$1.80; 50 lbs. \$2.60; 100 lbs. \$5.20.

**TOBACCO DUST.** Best grade finely ground dust. Analysis 1% nicotine. Lb. 8c; 25 lbs. \$1.30; 50 lbs. \$2.15; ton \$80.00.

**TOXAPHENE (Chlorinated Camphene).** This organic insecticide is giving excellent control of cutworms, hornworms, grasshoppers, serpentine leaf miner and many other insects. Under no circumstances use this material on cucumbers, squash or melons. Toxaphene products of The Kilgore Seed Co. bear the trade name of "Kilphene."

## INSECTICIDES (Continued)

**KILPHENE 5-DUST** (Code No. I-3)—(Contains 5% toxaphene.) 1 lb. 10c; 25 lbs. \$1.70; 50 lbs. \$2.40; 100 lbs. \$4.80.

**KILPHENE 10-DUST.** (Code No. I-2)—(Contains 10% toxaphene). Lb. 10c; 25 lbs. \$2.25; 50 lbs. \$3.45; 100 lbs. \$6.90.

**KILPHENE 5-SULPHUR DUST.** (Code No. I-1)—(Contains 5% toxaphene). Lb. 10c; 25 lbs. \$1.95; 50 lbs. \$2.90; 100 lbs. \$5.80.

**ALLTOX WETTABLE NO. 40.** (Contains 40% toxaphene). Use from 3 to 4 lbs. per 100 gals. of water. 6-lb. bag \$1.50; 50-lb. bag \$11.00.

**ALLTOX SPRAY NO. 4.8.** (Contains 50% toxaphene). Use from 1 to 1½ qts. per 100 gals. of water. Gal. \$4.20.

**VAPOTONE XX SPRAY (TEPP)** for control of aphids, thrips, red spiders. Use from ½ to 1 pt. per 100 gals. water. 4-oz. bottle \$1.00; 16-oz. bottle \$2.75; 8-lb. bottle \$11.90.



**VOLCK OIL SPRAY.** A liquid oil spray and spray carrier, furnished in the following sizes only, 4 oz. 35c; 16 oz. 70c; 31 oz. \$1.25; 1 gal. \$2.85.

## FUNGICIDES FOR DISEASE CONTROL

**ARASAN.** An effective treatment for vegetable seed, reduces loss from seed decay and damping-off. ¾ oz. 25c; 8 oz. \$1.00; 2 lbs. \$3.20; 4 lbs. \$6.00; 25 lbs. \$30.00.

**BLUESTONE (Copper Sulphate) Granular or Snowform.** 1 to 10 lbs. 16c per lb.; 25 lbs. \$3.65; 50 lbs. \$6.25; 100 lbs. \$11.45.

**BORDEAUX (powdered).** Pound canister 40c; 4 lbs. \$1.00. 1 lb. makes 12½ gals. spray.

**CERESAN (New Improved).** Usually destroys seed-borne diseases by direct contact with the spores or penetrating vapor fumes. Ceresan has been used very successfully in treating Gladiolus bulbs for control of Fusarium Rot before planting. Use ½ lb. Ceresan, 5 tablespoons of DuPont Spreader-Sticker to 25 gallons water. Dip bulbs in solution, let remain 15 minutes. Bulbs can be planted immediately after treatment.

Price—4 oz. 50c; 1 lb. \$1.30; 4 lbs. \$4.35; 100 lbs. \$85.00.

**KILCOP "53."** (Contains 53% metallic copper.) Kilcop is extremely fine. This fineness is essential for good coverage and effective control of fungus. Use 4 lbs. per 100 gals. of water. 6-lb. bag \$1.80; 50-lb. bag \$13.90.

**COPPER-A COMPOUND.** An excellent fungicide for spraying purposes, containing 45% metallic copper. Use 4 lbs. per 100 gals. of water. 6-lb. bag \$1.95; 50-lb. bag \$15.10.

**CUPROCIDE-YELLOW.** (Contains 80% metallic copper.) A cuprous oxide for the control of various truck crop diseases. Use 2 lbs. per 100 gals. of water. 3-lb. bag \$1.89; 100-lb. drum \$59.00.

**DITHANE D-14.** This fungicide has given excellent control on a variety of crop diseases such as late and early blight of potatoes and tomatoes, leaf blights of peppers, curvularia leaf spot of glads, anthracnose of beans and downy mildew of cucumbers, squash and melons. Harmful residue on foliage and fruit is negligible and yields of many crops are often higher than where other fungicides are used. Use 2 qts. Dithane D-14, ¾ lb. zinc sulphate to 100 gals. water. 1 gal. \$2.00; 5 gals. \$9.00; 30 gals. \$52.50.



(Note) 1 lb. manganese sulphate per 100 gals. of spray can be substituted for zinc in Dithane D-14, which may be advisable when conditions call for frequent and heavy spraying. Excessive amount of zinc is sometimes toxic to plants and will cause discoloration of the foliage. For each 100 gals. of spray thoroughly dissolve 1 lb. of Manganese Sulphate (75% spray grade) in 2 gals. of water. Add 2 qts. Dithane D-14. Stir until a smooth creamy mixture is formed. Add to partially filled spray tank.

**DITHANE Z-78 (Wettable).** A fungicide closely related to Dithane D-14 and particularly effective in the control of downy mildew and anthracnose of cucumbers, squash and melons and blue mold on tobacco. Use 2 lbs. to 100 gals. 3-lb. bag \$2.52; 100-lb. drum \$82.00.

**DITHANE DUST NO. 1** (Code No. M-1)—(Contains 4% Zineb). Lb. 15c; 25 lbs. \$2.45; 50 lbs. \$3.90; 100 lbs. \$7.80.

**DITHANE DUST NO. 2** (Code No. M-2)—(Contains 6% Zineb.) Lb. 15c; 25 lbs. \$3.05; 50 lbs. \$5.05; 100 lbs. \$10.10.

**DITHANE-SULPHUR DUST NO. 4** (Code No. M-5)—(Contains 4% Zineb). Lb. 15c; 25 lbs. \$2.75; 50 lbs. \$4.50; 100 lbs. \$9.00.

**FERMATE,** a fungicide, for the control of tobacco blue mold, damping-off in celery seedbeds, downy mildew of cabbage, etc. Use 2 lbs. per 100 gals. of water. 3-lb. bag \$1.95; 50-lb. bag \$32.00.

**FERMATE DUSTS NO. 1.** (Code No. F-1)—Contains 11.4% Ferbam.) Lb. 20c; 25 lbs. \$3.70; 50 lbs. \$6.40; 100 lbs. \$12.80.

### INORGANIC COPPER DUSTS PROCESSED WITH COPPER-A COMPOUND

**KILCOP DUST NO. 1.** (Code No. A-1)—(5.4% metallic copper.) Lb. 10c; 25 lbs. \$2.25; 50 lbs. \$3.40; 100 lbs. \$6.55.

**KILCOP DUST NO. 2.** (Code No. A-2)—(6.75% Metallic copper.) Lb. 15c; 25 lbs. \$2.40; 50 lbs. \$3.80; 100 lbs. \$7.60.

**KILCOP-SULPHUR DUST NO. 3.** (Code No. A-3)—(6.75% metallic copper.) Lb. 15c; 25 lbs. \$2.70; 50 lbs. \$4.40; 100 lbs. \$8.80.

### INORGANIC COPPER DUSTS PROCESSED WITH KILCOP "53"

**KILCOP DUST NO. 4.** (Code No. O-1)—(5.3% metallic copper.) Lb. 10c; 25 lbs. \$1.90; 50 lbs. \$2.75; 100 lbs. \$5.50.

**KILCOP DUST NO. 5.** (Code No. O-2)—(7.4% metallic copper.) Lb. 10c; 25 lbs. \$2.20; 50 lbs. \$3.40; 100 lbs. \$6.80.

**KILCOP DUST NO. 6.** (Code No. O-3)—(9% metallic copper.) Lb. 25c; 25 lbs. \$2.40; 50 lbs. \$3.75; 100 lbs. \$7.50.

**MANZATE.** A new fungicide demonstrating good control of blights and related diseases. 25-lb. bag \$27.50.

**ORTHOXIDE 406 (Wettable Powder).** For control of damping-off in pepper seedbeds. Use 2 lbs. per 100 gals. water. 20-lb. drums \$20.00. 50-lb. drums \$48.00.

## FUNGICIDES (Continued)

**PARZATE** is especially effective in the control of blue mold of tobacco and anthracnose and downy mildew of cucumbers, squash and melons. Use 2 lbs. per 100 gals. of water. 3-lb. bag \$2.52; 50-lb. bag \$41.00.

**PHYGON-XL (Wettable Grade)**. A fungicide for the control of leaf blights of tomatoes, beans and various other plant diseases. Use 1/2 to 1 lb. per 100 gals. of water. 2 ozs. 50c; 4 1/2 ozs. \$1.00; 1 lb. \$2.70.

**SEMESAN**. An effective treatment for vegetable and flower seeds to control damping-off fungi in the soil. Also repels ants. Directions on package. 1/3 oz. 20c; 2 ozs. 60c; 12 ozs. \$2.85; 4 lbs. \$13.40; 25 lbs. \$72.65.

**SEMESAN BEL**. For treatment of potatoes, controlling certain diseases of this crop. Directions on package. 2 ozs. 50c; 1 lb. \$2.30; 4 lbs. \$7.50; 40 lbs. \$70.35.

**SPERGON**. Very valuable for treating seeds, especially beans and peas, to control soil diseases for better stands and increased yields. Use 2 ounces per bushel of seed with beans and peas. 1 oz. 25c; 5 ozs. \$1.00; 1 lb. \$2.25; 5 lbs. \$10.00; 10 lbs. \$20.00; 50 lbs. \$93.80.

**SPERGON (Wettable Grade)**. Valuable for spraying to control diseases—especially downy mildew in cabbage seedbeds. Use at the rate of 3 lbs. to 100 gals. of water, 4 ozs. 50c; 1 lb. \$1.25; 5 lbs. \$5.00; 10 lbs. \$10.00; 50 lbs. \$48.50; 100 lbs. \$95.00.

**SPERGON DUST NO. 1. (Code No. Y-1)**—Contains 24% Spergon—Wettable. For the control of downy mildew on cabbage. Lb. 25c; 25 lbs. \$5.35; 50 lbs. \$9.65; 100 lbs. \$19.30.

**SULFOCID**. A vegetable spray which is also valuable for citrus fruit. Checks mildew, rust and anthracnose on beans. Also used in washing water before shipping beans, tomatoes, eggplants and peppers to check rots and other diseases while in transit. Use 2 qts. to 100 gals. of water. 1/2 pt. 65c; pt. \$1.00; qt. \$1.50; gal. \$3.00; 5 gal. \$9.75.

**SULPHUR (Dusting)**. Lb. 5c; 25 lbs. 90c; 50 lbs. \$1.45; 100 lbs. \$2.85; ton \$56.50.

**SULPHUR (Wettable)**. 50 lbs. \$1.55; 100 lbs. \$3.10; ton \$61.50.

**TERSAN 75**. A lawn and turf fungicide. Use 2 tablespoons full to 1 1/2 gals. water to 60 sq. ft. 5 1/3-oz. can \$1.00; 3-lb. bag \$6.75.

**ZERLATE**. Specific in the control of leaf blights. Use 2 lbs. to 100 gals. of water. 3-lb. bag \$1.95; 50-lb. bag \$32.00.

## INSECTICIDE AND FUNGICIDE COMBINATIONS

Prices quoted are F.O.B. Plant City or Kilgore stores

Prices subject to change without notice



The Kilgore Seed Company processes many combinations of insecticides and fungicides which are too numerous to list in our General Catalog. If you do not find the combination you want, write our General Office in Plant City or call at your nearest Kilgore Store and it is likely we will have a dust in stock which will fill your requirements.

**DITHANE-KILGAM DUST NO. 1. (Code No. MQ-1)**—(Contains 1% lindane and 4% Zineb.) This combination is recommended for purposes where Dithane Z-78 has been proved

more effective than copper. Refer to Kilgam-Kilcop Dust No. 1 for further important details. 1 lb. 25c; 25 lbs. \$5.20; 50 lbs. \$9.40; 100 lbs. \$18.80.

**DITHANE-KRYOCIDE DUST. (Code No. MK-1)**—Contains 4% Zineb and 30% Kryocide.) This combination is recommended for purposes where Dithane Z-78 has been proved more effective than copper. Lb. 20c; 25 lbs. \$3.85; 50 lbs. \$6.65; 100 lbs. \$13.30.

**KILCID-DITHANE DUST NO. 1. (Code No. DM-1)**—Contains 5% D.D.T. and 4% Zineb.) For use where D.D.T. is desirable for general insect control with Dithane Z-78. 1 lb. 15c; 25 lbs. \$3.35; 50 lbs. \$5.70; 100 lbs. \$11.40.

**KILCID-KILCOP DUST NO. 1. (Code No. DA-1)**—Contains 3% D.D.T. plus 5.4% metallic copper.) Use where D.D.T. is

needed with a neutral copper. Lb. 15c; 25 lbs. \$2.70; 50 lbs. \$4.35; 100 lbs. \$8.70.

**KILGAM-KILCOP DUST NO. 1. (Code No. QA-3)**—(Contains 1% lindane (essentially pure gamma isomers of benzene hexachloride) and 5.4% metallic copper.) An excellent combination especially designed for use on cucumbers, squash, and melons which cannot tolerate ordinary BHC compounds (Kilhex), as well as for cabbage, celery, tomatoes, peppers and eggplants at periods when dusts containing ordinary BHC (Kilhex) cannot be used because of the possible contamination of edible portions due to odor or flavor. 1 lb. 25c; 25 lbs. \$4.90; 50 lbs. \$8.75; 100 lbs. \$17.50.

**KILHEX-KILCOP DUST NO. 1. (Code No. GA-1)**—(Contains 1% gamma isomer and 6.75% metallic copper.) A practical insect and disease control combination at a minimum cost for cabbage, celery, tomatoes, peppers and eggplants for application before fruits or edible portions are well developed. 1 lb. 15c; 25 lbs. \$3.10; 50 lbs. \$5.20; 100 lbs. \$10.40.

**KILPHENE-KILCOP DUST NO. 2. (Code No. IA-2)**—A convenient insect and disease control combination containing 5% toxaphene and 6.75% metallic copper. (Under no circumstances use this material on cucumbers, squash, or melons.) 1 lb. 15c; 25 lbs. \$3.05; 50 lbs. \$5.05; 100 lbs. \$10.10.

**KRYOCIDE-KILCOP DUST NO. 3. (Code No. KA-1)**—(Contains 30% Kryocide plus 5.4% metallic copper.) A very good insecticide and fungicide combination for most vegetable crops. Lb. 15c; 25 lbs. \$3.50; 50 lbs. \$6.00; 100 lbs. \$12.00.

# HOUSEHOLD AND GARDEN INSECTICIDES

**BLACK LEAF 40.** For the control of aphids, thrips. Use 2 pts. per 100 gallons water. 1 oz. 35c; 5 oz. \$1.05; 1 lb. \$2.40; 2 lbs. \$4.15. Prices quoted are prepaid.

**EVER GREEN GARDEN SPRAY.** Ever Green kills most chewing and sucking insects. Can be used with other insecticides and fungicides. 1 oz. 35c; 6 oz. \$1.15; 1 pt. \$2.45; 1 qt. \$4.10; 1 gal. \$12.60.

**KILGORE'S GENERAL PURPOSE DUST.** (Code No. P-6.) Contains pyrethrins or a suitable substitute. A non-poisonous dust, which can be used in or around the house to kill ants, roaches, fleas as well as many garden insects. The ideal dust for use on garden vegetables up to picking time, as this dust contains no harmful residue. **GENERAL PURPOSE DUST Gun** is refillable and can be used over and over, provided the gun is kept in a dry place when not in use. Dust Gun complete with dust 75c; refills for dust gun (dust only), 1 lb. 30c.

**ISOTOX GARDEN SPRAY.** An especially effective spray containing 5% lindane, for control of insects on roses, camellias, azaleas, ixoras, hibiscus, bougainvillea, and other ornamentals, house and garden plants. This spray is marked by the absence of odor and visible residue. Use four teaspoons per gallon of water. Price: 4-oz. bottle \$1.00; 16-oz. \$2.95.

**KILCHLOR 40-W.** A chlordane concentrate for the control of chinch bugs, army worms, sod worms and ants where spraying is desirable. 1-lb. can 75c; 5-lb. bag \$3.25; 10-lb. bag \$6.00; 25-lb. bag \$13.75; 50-lb. bag \$25.00.

**KRYOCIDE D-50.** A comparatively safe spray material on vegetables and shrubs for the control of chewing insects. 1 lb. 50c; 3 lbs. 85c.

**KILGORE'S SHRUB DUST.** (Code No. C-1.) An entirely new, safe and extremely effective material for the control of a wide variety of insects on shrubs and other ornamentals. **KILGORE'S SHRUB DUST** kills aphids, thrips, practically all types of caterpillars, including leaf-tiers, grasshoppers, as well as many other chewing and sucking types of insects. It is not effective against scale insects, mealy bugs, white flies and red spiders. As **KILGORE'S SHRUB DUST** is much less toxic to human beings and warm blooded animals as compared with most insecticides now in general use, we recommend this dust very highly not only for its effectiveness but for its safety factor. Dust gun complete with dust 75c. Refills for dust gun (dust only) 1 lb. can 40c; 5 lb. bag \$1.30.

**KILGORE'S LAWN DUST.** (Code No. CB-1.) As the name implies, this entirely new dust has been designed to control most of the insects usually infesting various types of lawns, such as chinch bugs, army worms, sod webworms, ants, etc. **KILGORE'S LAWN DUST** is somewhat similar in composition to **KILGORE'S SHRUB DUST**, but it should not be used for any other purpose except lawn applications. Kilgore's Lawn Dust is not as toxic to humans and warm-blooded animals as most other dusts used for chinch bug control at the present time. For chinch bug control the material should be applied at the rate of from three to four pounds per 100 sq. ft. For the control of sod webworms, army worms and ants, roughly one-tenth of the amount recommended for chinch bugs should produce sufficient coverage. If desirable, individual anthills can be treated with **KILGORE'S LAWN DUST** by covering each hill with a



small handful of the dust. For further detailed directions consult **KILGORE'S LAWN DUST** label. 5 lb. bag \$1.00; 10 lb. bag \$1.80; 50 lbs. \$8.00; 100 lbs. \$16.00.

**KILCHLOR.** A residual household spray. Contains 2% chlordane plus isobornyl thiocynoacetate, for control of roaches, ants, and some other household insects. Pt. 40c; qt. 65c; gal. \$2.15.

**KILSPRAY.** An excellent indoor space spray for flies, mosquitoes, roaches, ants, fleas, and certain other household insects. This is not a residual spray. It should be used as necessary whenever insects are present. Qt. 65c; gal. \$2.15.

**NICOTINE PYROX.** Kills leaf-chewing insects, thrips, leafhoppers, and prevents blight and other diseases. Designed for commercial crops as well as home gardens. 20-oz. jar 60c; 5 lbs. \$2.25; 25 lbs. \$8.50; 50 lbs. \$13.50.

**POISON BAIT NO. 11.** (Code No. B-11)—(Contains chlordane and toxaphene) for control of mole crickets, cut worms, and many other soil insects. 1 lb. 15c; 25 lbs. \$2.70; 50 lbs. \$4.40; 100 lbs. \$8.80.

**ORTHOL GARDEN SPRAY.** A modernized oil emulsion containing nicotine and DDT for the combined control of aphids, red spiders, mealy bugs, thrips and many other garden insects. Use at the rate of 6 tablespoonfuls to 1 gal. of water. 4 oz. 35c; 16 oz. 75c; 31 oz. \$1.25; 1 gal. \$2.85.

**KILGORE'S PLANT-O-CIDE.** (Code No. QHA-1.) Controls aphids, thrips, caterpillars (including horn worms and army worms), ants, mole crickets, grasshoppers and stink bugs. This dust is not effective against scale insects, mealy bugs and red spiders. **PLANT-O-CIDE** also controls plant diseases such as late and early blight, anthracnose, as well as other leaf spot diseases. Do not use **PLANT-O-CIDE** on potatoes or other root crops. **PLANT-O-CIDE Dust Gun** is refillable and can be used over and over, provided the gun is kept in a dry place when not in use. Dust Gun complete with dust, 75c; refills for dust gun (dust only) 1 lb. 30c.



**RED ARROW INSECT SPRAY** makes a perfect solution. Kills garden aphids, melon aphids, worms, leaf-hoppers, whiteflies, red spiders, caterpillars, thrips, celery leaf tier. 1 oz. 35c; 4 oz. \$1.00; pint \$2.85; quart \$5.00; gal. \$18.20. Average dilution 1 to 400 parts water.

**KILGORE'S ROSE DUST.** (Code No. PO-4.) A combined insecticide and fungicide, to keep rose bushes free of insects and diseases, by applying at regular intervals of approximately seven days. Also an excellent material as a general insecticide and fungicide for garden vegetables. Dust Gun, complete with dust 75c. Refills for dust gun (dust only) 1 lb. 35c.

**SABA CHINCH.** (Code No. S-2). For control of chinch bugs, army worms, sod webworms, and ants. Use 4 lbs. per 100 sq. ft. Lb. 15c; 25 lbs. \$3.10; 50 lbs. \$5.15; 100 lbs. \$10.30.

**VOLCK OIL SPRAY.** Refer to Kilgore's Flower Guide. 4 oz. 35c; 16 oz. 70c; 31 oz. \$1.25; 1 gal. \$2.85.



## FUMIGANTS

**CARBON DI-SULPHIDE (Hi-life.)** Recommended for ridding grain of weevils, and killing ants, etc., and for destroying vermin. Sold in gallon cans only. Per gallon \$2.00. (Not mailable.)


### Pyrenone\*

\*Reg. U. S. Pat. Off.

### GRAIN PROTECTANT

A highly efficient contact material for the protection of corn and other grains stored in open cribs or bins. Offers complete freedom from toxic hazards to man and animals. Effective against weevils and other storage insects. Prices: 10-lb. bag \$2.50; 25-lb. bag \$6.00; 50-lb. bag \$11.50, F.O.B. Plant City.

**CYANOGEN A-DUST.** For killing the following pests: ANTS (Garden, Mound Building; Leaf Cutting). RATS (In burrows; along ditch banks in city dumps; under pavements and tight floors; in lumber piles; on poultry farms; in grain elevators and stockyards). MICE (field mice and pine mice), MOLES, GOPHERS. 1-lb. tin \$1.00; 5-lb. can \$3.85; 25-lb. can \$12.90. (Not mailable.)



**CYANOGEN ANT-KILLER.** Cyanogen Ant-Killer kills ants with the least trouble. It is a gas-producing powder — flows freely through the spout on the can. Not a bait. IT'S THE GAS THAT KILLS 'EM. 4-oz. can 40c. (Not mailable.)

**CYANOGEN G-FUMIGANT.** Comparable to sea sand in size of particles. Used for fumigating greenhouses, warehouses, buildings and for grain fumigation. 4-oz. can 40c; 5-lb. can \$3.85; 25-lb. can \$12.90. (Not mailable.)

Note: Soil fumigants should be applied 6 to 10 inches in the soil and well covered. Soil should be in good condition and all trash and cover crops decomposed or removed. Moisture should be about right for planting. Wait two weeks after fumigating before planting.

Do not fumigate wet soil. If it rains and stays wet immediately after fumigating, it is best to wait three weeks before planting.

All cautions and instructions on the labels in regard to the use and handling of Cyanogen and soil fumigants should be observed.

**SOIL FUMIGATION FOR CONTROL OF SOIL-BORNE PESTS,** principally nematodes (root knot) and wire worms.

"Root knot" is present in most of our soils, and seriously affects most of our vegetable crops and reduces yields. "Root knot" can be controlled by the proper use of soil fumigants, either solid treatment, which is applied with power applicator about 12 inches apart, or row treatment, which is only applied in the row that is to be planted. This method has become very popular, especially with small growers, as cheap handmade applicators with gravity flow, can be used attached on a tractor or a horse drawn plow. The cost of this method of treatment is only about one-fourth to one-third the cost of solid treatment, and has proved very satisfactory. "D-D" and "Soilfume" are the two materials most extensively used in commercial treatment at this time. Information on soil fumigation can be obtained from any of the Kilgore stores or write The Kilgore Seed Company, Plant City, Florida.

**D-D. Soil Fumigant.** 1 gal. will treat approximately 1500 square feet of soil area applied in 15 inch squares, 6 to 10 inches deep, with hand applicator. 22 gals. will treat approximately one acre applied with a machine in 12 inch rows. Applied only in the row that is to be planted, 1 pt. will treat 260 feet of row, or approximately 5½ gals. per acre in 4 foot rows. Gallon \$2.95; 54 gal. \$89.10.

**SOILFUME 80-20 (Ethylene Dibromide).** 1 gal. will treat approximately 1400 square feet of soil area applied in 12-inch squares, 6 to 10 inches deep with hand applicator. 30 gals. in 12-inch rows applied with a machine will cover one acre. Applied only in the row that is to be planted, 1 pt. will treat approximately 210 ft. of row, or 6½ gals. per acre in four foot rows. 1 gal. \$1.60; 30-gal. drums \$36.00; 50-gal. drums \$57.50.

**SOILFUME CAPS.** For the small gardener, greenhouse man, nurseryman and farmer, SOILFUME-CAPS offer the tested and proven formula of Ethylene Dibromide 100%. Each capsule contains exactly ½ cc., which when properly spaced, has proven to be effective for control of nematodes (root knot) and wireworms, troublesome pests that retard or destroy your crops. Nematodes (root knot) are the most serious of soil-borne garden pests, attacking nearly all kinds of vegetables, flowers, shrubs and trees. Deposit capsules in the soil 6 to 7 inches deep and 12 inches apart. Seed or plants should not be put in under two weeks after treatment. 100 capsules \$2.00; 200 capsules \$3.25.



## SPREADERS, STICKERS, EMULSIFIERS, ETC.

**ACCO. (A Casein Spreader).** Use ½ lb. to 50 gallons. 2-lb. pkg. 75c; 100 lbs. \$30.00.

**FISH OIL SOAP.** Increases the efficiency of Black Leaf 40 and many other spray materials. Use 1½ to 2 lbs. to 50 gallons as a spreader and sticker. 1 lb. 40c; 1 gal. can \$2.35; 5 gal. can \$8.35.

**DUPONT SPREADER-STICKER.** This is a combined spreading and sticking agent designed especially for use with agricultural sprays. It is compatible with hard water. Will also increase the efficiency of weed-killing compounds, such as Ammate. 1 pt. \$1.20; 1 gal. \$8.15; 5 gal. \$40.00.

**PENETROL.** A free flowing spreader. Qt. 75c; gal. \$1.75; 5-gal. drum \$6.75; 55-gal. drum \$71.50.

**TRITON B-1956.** An efficient emulsifier and spreader for insecticides and fungicides. A combined spreader, sticker and deposit builder. Soluble in water and oil, it is widely used as an emulsifier in fruit, truck crop and ornamental sprays for maximum spreading and sticking qualities. Triton B-1956 is used at the rate of 2 to 4 ounces per 100 gallons. Gal. \$8.25; 5 gals. \$40.50; 50 gals. \$397.50.

# RODENTICIDES AND VERMICIDES

**CARBOLINEUM.** A wood preservative and vermicide. Prevents damage by termites. It will kill and protect against chicken mites and fowl ticks. In gallon cans \$2.00; 5 gals. \$9.00; 35 gals. \$54.25; 55 gals. \$79.75 F.O.B. Plant City.

**DIXIE KILLER.** Exterminates rats, mice, roaches, waterbugs, land crabs, cut worms and other destroyers of food and property. 2-oz. jar 35c; 12 oz. 75c; 2 lbs. \$1.40. Prepaid.

**MAGIKIL JELLY ANT BAIT.** Kills ants and is harmless to plants. Ant Trap 25c; Garden size 40c; Estate tube \$1.00; 7½ oz. Jumbo size \$1.95; 10 lbs. \$23.00. Prepaid.

**TERRO ANT KILLER.** Will rid your place of ants quickly. 1¼-oz. bottle 25c; 3-oz. bottle 50c. Prepaid.

## GATOR ROACH HIVES

are sanitary, open-end fibre tubes, containing a specially made gum that roaches, silverfish, waterbugs and crickets eat with relish but results in their certain death. Small size (3 baits) 20c; Large size (3 baits) 40c. Prepaid.



## KILL ROACHES AND WATERBUGS

with

# HARRIS

## FAMOUS ROACH TABLETS



Non-poisonous

**HARRIS ROACH TABLETS.** 2-oz. pkg. 25c; 4-oz. pkg. 50c.

**COLONIAL 42-RAT AND MICE BAIT.** A very effective bait containing warfarin for control of all species of rats and mice. 4-oz. pkg. 30c; 10-oz. jar 60c; 1 lb. 85c; 2 lbs. \$1.50.

**KILGORE'S RAT AND MOUSE BAIT.** A warfarin bait especially designed for the control of rats and mice in fields and groves. 10 lbs. \$3.50; 25 lbs. \$8.00; 50 lbs. \$15.00.

**QUICK DEATH RAT KILLER.** A fortified red squill formula. Safe to use in homes. Price, 25c per package.

# WEED KILLERS

F.O.B. Plant City

**AMMATE WEED KILLER (duPont's).** Ammate can be used for the control of many types of noxious weeds and generally effects a permanent kill. It is not considered poisonous and may be used safely on weed-infested areas without danger to livestock and humans. Ammate usually exerts only temporary soil sterilizing effects, varying with the soil. Treated areas may often be used for growing crops during the same season. 2-lb. bottle \$1.00; 6 lbs. \$2.70; 50-lb. drum \$13.75. (Use 1 to 3 lbs. per 100 sq. ft. area.)




**WEED-B-GON-64.** An amine salt of 2,4-D. Excellent for killing water hyacinth and most broad leaf plants. Apply as per directions on container. Caution—do not use on or let material drift on plants you do not want to kill. Price, 1 gal. \$6.00; 5 gal. \$28.50; 50 gal. \$275.00.

**TUFOR TABS (2, 4-D in tablet form).** Ideal for the control of broad-leafed weeds in small areas. One tablet makes 2 qts. of weed killer, which is sufficient for a 100 sq. ft. treatment. 15 tablets bottle 50c.

**SHELL WEED KILLER-130.** A non-selective contact material which kills most above-ground vegetation almost immediately. For the purpose of killing potato vines. Use 9 pts. per 100 gals. of spray. Best results are obtained when temperature is 80° F. or higher. Thorough coverage is necessary for good control. 5 gal. \$6.00; 55 gal. \$56.10.

**"TCA WEED KILLER"**—A selective herbicide containing 90% sodium trichloroacetate which will destroy many grasses when used as a ground application as per directions. Prices: 10 lbs. \$5.20; 50 lbs. \$22.50; 100 lbs. \$44.50.



**WEEDONE BRUSH KILLER-32.** Contains 2,4,5-T, plus 2,4-D. Kills poison ivy, poison oak, stumps and other woody plants. Use 1 to 1½ gals. to 100 gals. water or ½ to 1 pt. to 5 gals. water. Caution—do not use this material on plants you do not want to kill. Price qt. \$4.00; gal. \$8.90; 5 gal. \$42.50.

Note: Read labels carefully—they are put on the package for your protection. Weed Killers are a great thing. Use them wisely and you will be using them safely.

# LIVESTOCK PREPARATIONS

Prices are subject to change without notice.  
All prices quoted are F.O.B. Plant City unless otherwise specified

- D.D.T. 50% Wettable.** 3-lb. bag \$1.23; 50-lb. bag \$18.50.  
**Gamtox Wettable No. 10** (10% Gamma isomer of BHC). 5-lb. bag \$1.90; 50 lbs. \$15.00.  
**"Marlate" Methoxychlor** (50% Wettable). 4-lb. bag \$3.40; 50-lb. bag \$40.00.  
**DuPont Dairy Cattle Spray.** (Methoxychlor, 50% wettable). 1 lb. \$1.25; 2 lbs. \$2.20.  
**Isotox Dairy Spray.** (Contains lindane). 1 lb. \$3.15; 4 lbs. \$12.40.


**ORTHO Healthy Herd.** A wettable powder. (Contains 45% D.D.T. and 2.5% Gamma isomer of BHC and 12.5% other isomers of BHC.) Use as spray or dip on cattle, horses, hogs, sheep, and goats to control lice, ticks, horn flies and mosquitoes. Use 10 lbs. per 100 gals. water. (Not for use on dairy cattle or in dairy barns.) 5-lb. bag \$3.50; 10-lb. bag \$7.00; 50-lb. bag \$33.00.

**ORTHO KLEEN Stock.** An emulsifiable liquid containing toxaphene and lindane for the control of ticks, lice, flies, etc. on beef cattle and hogs. One pt. makes 4 to 12½ gals. finished spray depending on use. Directions on container. (Not for use in dairy barns or on dairy cattle.) Price 16-oz. bottle \$1.65; 32-oz. bottle \$3.20; 1 gal. \$9.35; 5 gals. \$45.50.

**Pratt's Animal Regulator.** 1-lb. size 40c; 2½ lbs. 90c; 6 lbs. \$1.80; 35 lbs. \$9.00.

**Tilghman Condition Powder.** Aromatic stimulant and carminative for cattle, horses, sheep, hogs, and chickens. Package 25c. Postpaid.

- DuPont Livestock Spray and Dip No. 30.** 11-lb. bag \$7.00; 55-lb. bag \$33.00.  
**Cooper's Cattle Dip.** A very effective cattle dip. Equally effective when sprayed or dipped. Gallon \$2.75; 5-gallon can \$12.50.  
**Smearex—(Screwworm Preparation).** ½ pt. 50c; pt. 90c; qt. \$1.75; gal. \$6.00.  
**Ortho 1038 Screw Worm Control.** 4-oz. bottle 80c; 16 oz. \$2.50; 1 gal. \$12.30.  
**Ortho EQ 335 Screw Worm Remedy.** 4-oz. bottle 70c; 16 oz. \$2.00; 32 oz. \$3.50.



## POULTRY PREPARATIONS

All prices quoted are prepaid.

**Pratt's Poultry Regulator.** 18-oz. pkg. 45c; 2¾ lb. 90c; 6 lb. \$1.80; 12½ lbs. \$3.15.

**Pratt's Split Action Poultry Worm Capsules.** Adult size, 50 capsules 85c; 100 capsules \$1.50; Chick size, 50 capsules 55c; 100 capsules \$1.00.

**Pratt's Poultry Worm Powder.** 4 oz. size, 55c; 8 oz. size \$1.00.

**Pratt's Disinfectant.** For Dipping and Spraying Poultry and Stock. Pint 50c; quart 80c; gallon \$2.00.

**Kilcide 10 Powder.** (Containing 10% DDT.) For treating chickens against lice. Apply by dusting it well into the feathers in order to get the dust down to, or near, the skin surface. 1 lb. 15c; 25 lbs. \$3.45.

**Pratt's C-Ka-Gene.** (Coccidiosis Control.) 1¾-lb. pkg. 50 chick size, \$1.00; 3½ lbs. 100 chick size, \$1.75.

**Pratt's Pik-No-Mor.** Small size 30c; 5-oz. jar 60c.

**Pratt's Poultry Inhalant.** 1-pt. bottle 80c; 1-qt. bottle \$1.50.

**Pratt's Roost Paint.** Contains D.D.T. ½ pt. size 85c (covers 240 running feet); pt. size \$1.35 (covers 480 running feet).

**Pratt's Zene-A-Trol.** ½-lb. size \$1.00; 1-lb. size \$1.40.

**Germozone.** For use in drinking water. Valuable as preventive of simple bowel trouble, also ocular roup. 4 fluid oz. 50c; 12 fluid oz. 75c.

**Getz-Um Poultry Insurance.** Use in drinking water for lice, mites, fleas and all blood sucking insects. 2 fluid oz. 50c.

**Walko Tablets.** Use in drinking water for baby chicks. Aids in treating cold in head, simple catarrh, sneezing, wheezing, and roup. Package 60c.

**In-Tes-Trol.** New drinking water medication for chickens and turkeys of all ages. An effective astringent that helps soothe and heal intestinal irritation as in simple diarrhea, not caused by infection. Also a valuable treatment for mycosis. Pint 90c; quart \$1.50; gallon \$4.25.

Write for Pratt's Poultry Health Guide. Free

## PULVEX DOG PRODUCTS

All prices quoted are prepaid.

### Dog Book Free

Ask today for a copy of "Dog Owner's Digest" while supply still lasts. Tells you what you want to know about raising, training, feeding dogs. IT'S FREE!



- Pulvex Flea Powder (Contains Rotenone).**  
 1-1/5 oz. (cat & dog size)..... .30  
 3-3/5 oz. (cat & dog size)..... .60  
 12 oz. (Sifter top can)..... 1.25
- Pulvex Flea Powder (Contains D.D.T.)**  
 D.D.T. not recommended for Cats  
 1-1/5 oz. (dog size)..... .30  
 3-3/5 oz. (dog size)..... .60  
 12 oz. (kennel size)..... 1.25

**Pulvex Flea Soap** ..... .30

- Pulvex Combination Treatment Worm Capsules**  
 Box (for puppies and dogs weighing 1 to 10 lbs.)..... .60  
 Box (for dogs, puppies weighing 10 or more lbs.)..... .60
- Pine Oil Disinfectant** 8-oz. size..... .50
- Pulvex Tape Worm Tablets** Box of 15 tablets..... .60
- Pulvex Tick Powder** ..... .75
- Pulvex Sponge-Away** 1-oz. bottle 25c; 3-oz. bottle 50c; 8-oz. bottle ..... 1.00



- Pulvex R. H. W. Worm Capsules**  
 (Kills Round, Hook and Whipworms)  
 Dog or Puppy size..... .25



# FERTILIZERS

## NACO BRAND FERTILIZERS



The manufacturers of NACO BRAND Fertilizers sincerely believe in their superiority. "COMPARE RESULTS" has been their slogan. NACO Fertilizers prove their value and economy by comparison.

All NACO BRAND Fertilizers are made from only the highest grade animal and vegetable organics, balanced with reasonable amounts of Nitrate of Soda, Sulphate of Ammonia, Super-phosphate, and with the Potash from either Muriate or Sulphate of Potash.

### NACO FIVE STAR

NACO was the first in the field to realize the need of "secondary elements." Believing that a number of these elements in small quantities were of more value than a greater amount of a single element, NACO has successfully made up its 5 Star Base, which includes Copper, Zinc, Iron, Magnesia, and Manganese. This 5 Star may be included in any of the below mixtures at the small additional cost of \$3.00 per ton. When ordering 5 Star, please be certain to designate 5 Star alongside the Brand desired.

NACO BRANDS are put up in 100-lb. paper bags, F.O.B. Jacksonville, Florida.

Prices listed are applicable to sales through our mail order department at Plant City.

### NACO BRANDS FOR VEGETABLES

	Analysis	Price per 100-lb. Bag	Price per Ton
Naco Standard spec. mix. 15%	3-8-5	\$2.15	\$42.70
Naco Standard spec. mix. 15%	4-7-5	2.15	43.40

### NACO LAWN FERTILIZER

Wonder-Gro	6-8-4	\$2.70	\$50.20
------------	-------	--------	---------

### NACO BRANDS FOR CITRUS

Citrus 15	4-9-3	\$2.15	\$42.70
Citrus 15	3-8-8	2.15	42.70
Citrus 15	4-8-6	2.25	44.70
Citrus 15	4-8-8	2.35	46.70

**Hardwood Ashes.** Fine for acid soils. 2 per cent potash, put up in 100-lb. bags. 100 lbs. \$1.60; ton \$31.40, F.O.B. Jacksonville, Florida.

**Acid Phosphate (Superphosphate).** Acid Phosphate is a valuable fertilizer and has corrected many plant troubles, particularly on muck soil. 18 per cent available Phosphoric Acid. 100 lbs. \$1.65, F.O.B. Jacksonville, Florida. Ton \$32.60.

**NITRATE OF SODA.** (F.O.B. Jacksonville or Fort Pierce) 100-lb. bag \$3.50.

**VERTAGREEN** (Formerly Velvet-green) is a high quality, scientifically blended plant food, for lawns, flowers, shrubs, trees, vegetables. Contains nitrogen, phosphorous and potash, besides several other important plant food elements. Clean, odorless, easy to apply. Used with outstanding success by thousands.

Price per lb. 15c; 5 lbs. 53c; 10 lbs. 95c; 25 lbs. \$1.70; 50 lbs. \$2.80; 100 lbs. \$4.55; F.O.B. Plant City, or Kilgore Stores.



## CAMELLIA AND AZALEA PLANT FOOD

A special prepared fertilizer for camellias and azaleas. Containing the three primary plant foods, plus secondary elements. Price: 5 lbs. 58c; 10 lbs. \$1.05; 25 lbs. \$1.90; 100 lbs. \$5.75. F.O.B. Plant City.



**VIGORO**—Complete balanced plant food supplies the nutrient elements plants must get from the soil for best growth and development. You will like Vigoro because it is odorless, sanitary and easy to apply. Especially made for Florida soils and conditions. Order today—Use it on everything you grow. Vigoro 6-9-6; 1 lb. 15c; 5 lbs. 53c; 10 lbs. 95c; 25 lbs. \$1.70; 50 lbs. \$2.80; 100 to 400 lbs. @ \$4.55 cwt. Write for prices on larger quantities.

Vigoro prices quoted are F.O.B. Plant City or any Kilgore store.

## PULVERIZED SHEEP MANURE

Sheep manure is highly concentrated, with all weed seeds killed. It supplies the humus and natural plant-food so needed by Florida soils.

*For New Lawns* use 10 to 12 pounds per 100 square feet and rake into the surface soil. On old lawns use 8 to 10 pounds scattered broadcast and wet down with a hose.

*For Flowers and Shrubs* mix sheep manure with the soil around each plant, using 1 to 5 pounds according to size.

*For Fruits and Vegetables* use 1000 to 1500 pounds per acre. Apply with a drill in the row or hill. It is a profitable and lasting soil-building fertilizer.

5 lbs. 35c; 10 lbs. 60c; 25 lbs. \$1.00; 50 lbs. \$1.70; 100 lbs. \$3.40; Ton \$64.25, F.O.B. Plant City.

**Es-Min-El.** For soil application. Contains many essential mineral elements in proper proportions. Add to ordinary fertilizers at rate of 1 lb. or 2 lbs. to 10 lbs. regular fertilizer or 100 to 200 lbs. per ton of regular fertilizer. 5-lb. bag \$1.00; 100-lb. bag \$10.00; Ton \$190.00, F.O.B. Plant City.

**Es-Min-El.** For spray or dust. For spray use 4 lbs. to 100 gals. water. For dust use 16 lbs. Es-Min-El mixed in 84 lbs. of talc, clay or other inert ingredients. Price: 4-lb. bag \$1.50; 50-lb. bag \$13.00, F.O.B. Plant City.

**Manganese Sulphate (70% spray grade).** A quick acting material for applying manganese to plants in the form of a spray when plants are stunted and turning yellow on very alkaline or sweet soils. Apply at the rate of 4 lbs. to 50 gallons of water. 1 lb. 8c; 50-lb. bag \$2.45, F.O.B. Plant City.

**ALUMINUM SULPHATE.** For increasing acidity of soils where aluminum toxicity is no factor. 8c per lb.; 100 lbs. \$4.00.

**LIME, HYDRATED.** Lime is a wonderful land-sweetener. Use at the rate of a half ton to a ton per acre, broadcast, before breaking the ground. If soil is new and sour, the application should be heavier. You can use Hydrated with safety. Also used for the neutralization of Manganese, Zinc and Copper Sulphates. 10-lb. bag 30c; 50-lb. bag 75c; ton \$26.50; ½ ton at ton rate, F.O.B. Plant City.

**ZINC SULPHATE.** For zinc deficiencies in beans, tomatoes, etc. 100 lbs. \$10.75; less than 100 lbs. 13c per lb.

# Fertilizer, Starter Solutions and Root-Inducing Materials

## HY-GRO SOLUBLE PLANT FOOD

Hy-Gro is a soluble plant food containing the three major plant food elements, nitrogen, phosphoric acid and potash, to which hormones and other helpful plant nutrients are added.

An excellent starter solution for potted plants, seedbeds and transplanting. Use at the rate of two tablespoons dissolved in one gallon water or 1 teaspoonful to quart. Lawns can be easily watered and fertilized at the same time by attaching a Hy-Gro Gat sprayer (see page 71) to your garden hose.

Dipping plant roots in Hy-Gro solution before setting out helps to overcome the shock of transplanting, and they start growing quicker.

Hy-Gro can be used on growing and fruiting plants as a spray, or in combination with fungicide sprays. As a plant stimulant at the rate of 4 lbs. to 100 gallons. This method has been very successful on tomatoes even when done after two or three pickings had been made. It prolongs the life of the plant, increases the size of the fruit and prolongs the picking period. Hy-Gro is now being used very extensively by large commercial vegetable growers.

Price: 1 oz. 10c; 3 oz. 25c; 1 lb. 90c; 2 lbs. \$1.25; 5-lb. bag \$2.00; 10-lb. bag \$3.80; 100 lbs. \$25.00.



### VHPF "VIP"

VHPF is an instantly soluble fertilizer—containing the three major plant food elements, Nitrogen, Phosphoric Acid and Potash plus trace elements of Manganese, Magnesium, Copper, Sulphur, Boron, Zinc and Molybdenum.



Used as a starter solution, a nutritional spray, VHPF has proved very successful in combination with fungicide and insecticide sprays on growing and fruiting plants as a stimulant. Use 1 lb. to 20 gal. or 6 lbs. to 100 gal. water.

Price: 1-lb. can 50c; 3-lb. bag 75c; 50-lb. bag \$11.50, F.O.B. Plant City or Kilgore stores.

**KILGORE'S NEUTRITE SPRAY.** Mix 8 lbs. Neutrite Spray to 100 gallons of water or 3 tablespoons to 1 gallon. Mix dry Neutrite Spray thoroughly with small amount of water before adding balance of water needed. Stir during spraying. 1 lb. 18c; 25 lbs. \$4.15; 50 lbs. \$7.25; 100 lbs. \$14.50.

**SULPHUR-MANGANESE DUST—10%.** (Code No. X-2)—For manganese deficiencies in beans, peppers, etc. Lb. 10c; 25 lbs. \$1.45; 50 lbs. \$1.85; 100 lbs. \$3.70.

### FRUITONE

**FRUITONE** is a wettable powder containing several hormones plus an effective wetting agent for securing a thorough coverage. Fruitone when sprayed on plant blossoms and young set fruit will help to prevent premature dropping. Cut flowers and twigs dipped in Fruitone will hold up longer.

Use 1 level teaspoonful to 1 gal.; 2/5 oz. to 5 gals.; 2 oz. to 25 gals.; 8 oz. to 100 gals. of water.

Price: 2/5-oz. pkg. 25c; 2-oz. can \$1.00; 12-oz. can \$5.00.

### PLANTABBS FOR HOUSE PLANTS

Plantabbs are a complete, balanced plant food of the high analysis 11-15-20. Use Plantabbs for all indoor potted plants and flowers, window and balcony boxes. Plantabbs are also excellent for garden flowers and vegetables. Plantabbs with vitamin B<sub>1</sub> make vastly stronger root growth.



10 Tablets 10c; 30, 25c; 75, 50c; 200 \$1.00; 1000, \$3.50

### HYPONEX—A plant food powder—makes a good starter solution.

Especially valuable in seedbeds and to start plants off after transplanting. Comes in a powder which makes liquid plant food containing all plant food elements plus vitamin B<sub>1</sub>. Dilute 1 oz. in six gals. water.

1 oz. 10c; 3 oz. 25c; 7 oz. 50c; 1 lb. \$1.00; 10 lbs. \$8.00; 25 lbs. \$10.00; F.O.B. Plant City.

### ROOTONE

**A hormone powder to hasten the rooting of cuttings.**

It is the easy, economical, safe and sure treatment for rooting cuttings. Low cost—1/30 to 1/50 cent per cutting.

Write for booklet "Rootone—A hormone powder." Complete directions given on each package.

2 oz. pkg. will treat up to 3,000 cuttings,  
1/4 oz. 25c; 2oz. \$1.00; 1 lb. \$5.00; prepaid

### HORMODIN POWDERS

"Hormodin" is a hormone-like plant growth substance. Its principal use is to stimulate rapid root growth on cuttings. It has wide-spread use in propagating cuttings, whether rooted with ease, or normally rooted with difficulty. Many cuttings formerly impossible to propagate may now be rooted with the aid of Hormodin. Easy to use, consisting of simply dropping moistened stems in the powder and then planting. The cost of treatment is only a fraction of a cent per cutting.

No. 1—For Chrysanthemums, Poinsettias, Roses, Etc.  
1/4 oz. 25c; 1 3/4 oz. 50c; 1 lb. \$3.00

No. 2—For semi-woody plants and most common shrubs.  
1 3/4 oz. 75c; 1 lb. \$4.50

No. 3—For resistant species, such as Evergreens and dormant leafless cuttings.

1 oz. \$1.00; 1/2 lb. \$4.50

Combination Package, powders Nos. 1, 2 and 3, in carton, 75c.

### TRANSPLANTONE

Transplantone supplies the plant with chemicals which stimulate root formation and growth after transplanting time. 1/2 oz. makes five gallons solution.

1/2 oz. 25c; 3-oz. can \$1.00; 1-lb. can \$4.00

# SEED INOCULANTS


All Prices Quoted Are Postpaid.



When planting a legume feed or cover crop, such as clovers, cowpeas, beggarweed, crotalaria, soy beans and velvet beans, first inoculate the seed with *Nitragin*. This helps the crop to add the maximum amount of valuable nitrogen plant food material from the air to your soil. A good leguminous cover crop can take 50 to 150 pounds of nitrogen per acre from the air—if inoculated with *Nitragin*. For your soil's sake, inoculate all legume seed with *Nitragin*.

- |  |  |
|--|--|
| GROUP A—Alfalfa and Sweet Clover   | } 1 bu. size 50c; 100 lb. size 70c                     |
| GROUP B—Clovers White Dutch Special  | } 1 bu. size 50c; 100 lb. size 70c<br>} 1 bu. size 60c |
| GROUP C—Vetch, Garden and Sweet Peas   | } 100 lbs. size 50c                                    |
| GROUP D—Beans—All Varieties  | } 1 bu. size 50c                                       |
| GROUP E—Peanuts, Cowpeas, Velvet Beans, Crotalaria, Beggarweed and Alyce Clover                                | } 2 bu. size 35c; 5 bu. size 55c                       |
| GROUP L—Lespedeza  | } 100 lb. size 50c                                     |
| LUPINES—All Varieties  | } 100 lb. size 50c                                     |
| GROUP S—Soy Beans  | } 2 bu. size 35c; 5 bu. size 55c                       |
| SPECIAL CULTURES: Lima Bean Trefoil, Dalea or Woods Clover, Crown Vetch, Chick Peas, Hairy Indigo and Sesbania | } 1/8 bu. size 15c; 1 bu. size 60c                     |
| GARDEN SIZE, for Garden Peas, Sweet Peas, All Beans, Soy Beans and Lupines.                                    | } Each package will inoculate 6 lbs. seed—15c          |

# TERRA-LITE Vermiculite



**TERRA-LITE (Vermiculite)** An excellent light weight medium for starting cuttings, seed in flats, paper pots or plant bands. Can be mixed with soil in seedbeds. Increases germination, eliminates damping-off. Holds moisture for several days without re-watering.

4-qt. bag 39c; 1/2-bu. bag 89c;  
2-bu. bag \$1.75; 4-cu. ft. bag \$2.25,  
F.O.B. Plant City

Write for complete descriptive pamphlet on Terra-Lite.

## PEAT MOSS

Good to add humus and hold moisture in seedbeds. Also an excellent poultry litter.

Georgia Peat Humus, 1 1/2 cu. ft. bag \$1.20 each  
In Crates 4 cu. ft. of compressed Moss each \$3.50

European Peat. Compressed in burlap wrapped bales 20" x 20" x 36" each \$4.50; Bulk - 8c per lb.  
F.O.B. Plant City


## SPHAGNUM MOSS

Burlap Wrapped Bales 14" x 16" x 45" each \$4.00  
Bulk - 40c per lb.  
F.O.B. Plant City

# POULTRY SUPPLIES

General Poultry Supplies—All Prices F.O.B. Plant City  
All prices subject to change without notice.

## REEL TOP FEEDERS




Balanced "S" type reel, strong, well built, for small flocks, die formed in one piece.

- |   |        |
|---|--------|
| No. 118 Metal Feeder, 18-inch length..... | \$ .35 |
| No. 224 Metal Feeder, 24-inch length..... | .55    |
| No. 336 Metal Feeder, 36-inch length..... | .85    |

## HUDSON "KLEEN-EZY" REEL TOP FEEDERS

Electrically welded ends—Ezy-Angle sides with flat bottom and feed saving lip, 1/2 inch wide. Perfectly formed galvanized steel throughout.



- |   |        |
|---|--------|
| No. 6360—36-in. length—Reel Top.....          | \$1.20 |
| No. 5480 Feeder, 48-inch length Reel Top..... | 1.80   |

**Key Ring Leg Bands.** Made of celluloid in fast colors, red, yellow, green, white and blue. Sizes for baby chick, pigeon, bantam, medium, intermediate and large. Specify size and color. 1c each; 75c per 100.

- |                       |        |        |
|-----------------------|--------|--------|
|                       | Each   | Doz.   |
| Nest Eggs—China ..... | \$ .05 | \$ .50 |

## HUDSON HANDY FILL CHICK FOUNTAIN



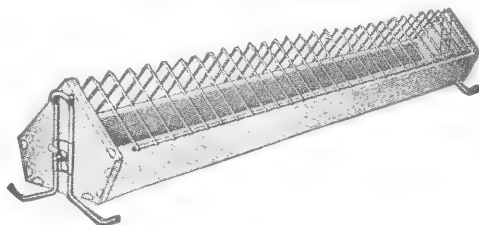
Snap-on pan and sturdy handle make it possible to carry fountain when full without spilling. Ideal for baby chicks—ten drinking cups correctly sized.

- |                              |             |        |
|------------------------------|-------------|--------|
| No. A-4—Capacity one gallon  | Price ..... | \$1.20 |
| No. A-8—Capacity two gallons | Price ..... | 1.60   |
| C-3—Capacity three gallons   | Price ..... | 2.20   |
| C-5—Capacity five gallons    | Price ..... | 3.00   |

## MASON JAR FOUNTAIN AND FEEDER

- |  |        |
|--|--------|
| B-35 Glass Pan with three point clip to fit Mason jar..... | \$ .20 |
|--|--------|

## GRILL TOP FEEDER



- |  |        |
|--|--------|
| No. 7480 Feeder, 48-in length Grill Top..... | \$2.60 |
|--|--------|



## THERMOMETERS

- Black oxidized brass scales, white filled figures and graduations, mercury tubes.
- |   |        |
|---|--------|
| Incubator Thermometer .....               | \$1.05 |
| Brooder Thermometer .....                 | .75    |
| Weather Thermometer, 7 in. wood case..... | 1.00   |

# KNAPSACK AND HAND DUSTERS

**THE CHAMPION NO. 100 DOUBLE ACTION DUSTER** is carried like a knapsack. It fits comfortably on the back and leaves both hands free for efficient operation. The easily operated bellows have the power to throw a screen of dust exactly where wanted within a range of 30 feet. The complete duster weighs only 14 pounds empty and will hold as much as 17 pounds of fluffy powder. Can be converted to single action by removing upper intake valve.

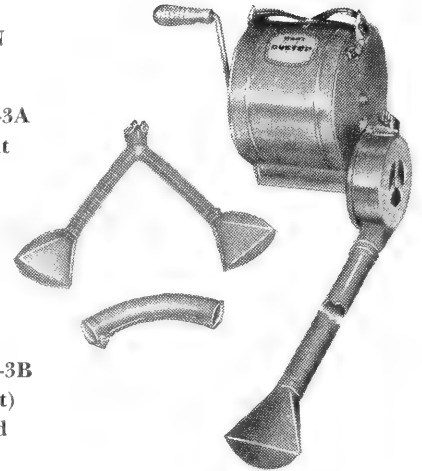
Price \$27.95, Prepaid



Champion No. 100 Double Action Duster


## ROOT HAND GUN MODEL C-3A

Root Hand Duster C-3A with "Y" Attachment \$32.40 Postpaid



Root Hand Duster C-3B (Less "Y" Attachment) Price \$29.60 Postpaid

## CHAMPION HAND DUSTER — MODEL 103



Champion Hand Duster Model 103

Simplicity of design and ease of operation make the Champion Hand duster ideal equipment for flowers, vegetables, shrubs and small trees. It is used extensively in home and small estate gardens as well as in experimental and show gardens; very efficient and economical for spot dusting small plants in the field such as watermelons, etc. It is of highest quality construction. All parts are enclosed and the steel tank is lead coated for long life.

It is extremely light in weight and will carry up to eight pounds of powder, although it operates effectively with only a fraction of an ounce of powder in the tank.

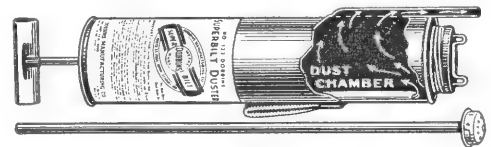
Price \$9.85, Prepaid

## SMALL HAND DUSTERS

F.O.B. Plant City



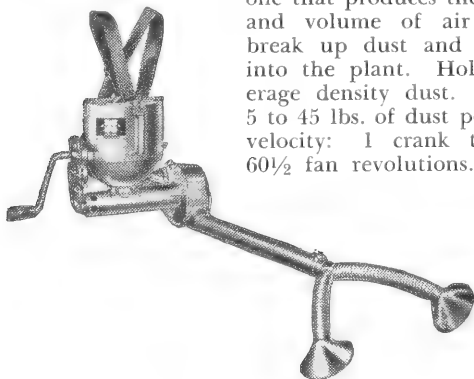
Brown Crystal Duster, Glass Jar, capacity 1 quart.....	\$2.25
Hudson No. 612-A Patrol Duster.....	1.30
Hudson No. 673 Cadet.....	.65
Hudson Admiral No. 766-C.....	2.00
Hudson Adjutant No. 664-A.....	.95



Dobbins No. 132

## HAND DUSTERS

Made of aluminum sheet and castings for lightest weight. The Hudson Roto-Power "806" is designed for the many growers who want the easiest turning and lightest carrying duster, one that produces the high velocity and volume of air necessary to break up dust and blast it right into the plant. Holds 14 lbs. average density dust. Applies from 5 to 45 lbs. of dust per acre. High velocity: 1 crank turn produces 60½ fan revolutions.



Hudson No. 806 Roto-Power Duster (Aluminum) Price \$37.80, Postpaid

F.O.B. Plant City or Kilgore stores

An ideal duster for the average home garden, for use on vegetables, flowers, trees, and shrubs.

Dobbins No. 132, 1-lb. capacity, price.....\$2.10

Respirators—approved for parathion dusting.....	5.50 each
Replacement cartridges .....	55c each
Replacement filters, Box of 50.....	\$2.00

## Postpaid

### DOBBINS No. 210 Superbilt Flame Sprayer

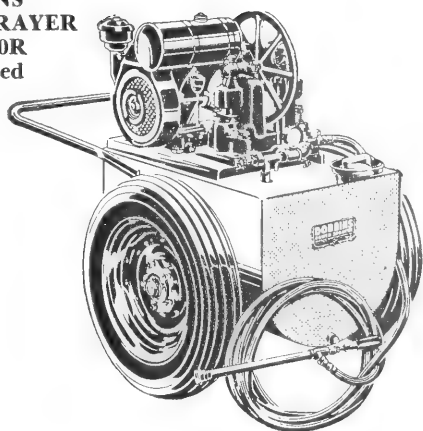
Dobbins Flame Sprayer has many uses. Develops 2000° F. of easy portable heat in a flame that can be directed at the will of the operator. Can also be converted to a liquid sprayer by using spray attachment No. 225.

Dobbins No. 310, 4-gal. capacity Flame Spayer, price.....\$23.50  
No. 225 Liquid Spray Attachment, price..... 4.98

# POWER AND HAND SPRAYERS

Prices quoted are F.O.B. Plant City unless otherwise indicated

**DOBBINS  
POWER SPRAYER  
NO. 4260R  
Illustrated**



High pressure sprayer recommended for estates, small groves, dairy barn and cattle spraying, and landscape gardens. Handles all insecticides, fungicides, weed control chemicals, and white-wash.

No. 4260R .....	\$368.50
No. 4240R .....	219.75

## COMPRESSED AIR SPRAYERS Prepaid


Compressed air sprayers are strong, efficient and easy to use. Ideal for dozens of spraying jobs in homes, truck-gardens, dairy barns, poultry houses, etc.

Brown Compressed Air, Galv.	
Open-Head No. 64-D (4 gal.).....	13.75
Hudson Compressed Air Perfection Sprayer (4 gal.) No. 310.....	13.20
Hudson Bugwiser No. 220 (2½ gal.).....	6.95
Hudson Leader No. 293 (3½ gal.)	9.60
Hudson Climax Jr. No. 341 (2½ gal.).....	11.20
Dobbins 44-G (4 gal.).....	13.45
Dobbins No. 21-G (3½ gal. capacity).....	9.95
Dobbins No. 24-G Budget (3½ gal. capacity).....	7.60
Sprayer Hose ⅜" Hose. Price per ft.....	.20



Leader No. 293

## CHAMPION SPRAYER MODEL-1



This all-purpose, portable sprayer is tops in its field. The Champion combines in one unit all the desirable qualities of unusual power, simple operation, effective control, continuous agitation, and long life. Uniform pressure of 200 lbs. in the sturdy pressure cylinder is pumped as needed by the operating lever.

This lever also operates the brass agitator which keeps 4½ gallons of any liquid well mixed.

Price \$31.75



Dobbins No. 702  
Hand Sprayer

## Household Sprayers F.O.B. Plant City or Kilgore Stores

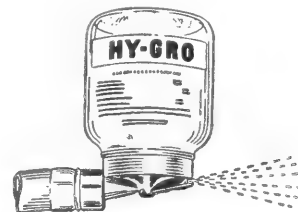
Brown No. 13, 1-quart capacity.....	\$1.00
Hudson No. 403, Misty, quart capacity.....	.70
Dobbins No. 702, quart capacity.....	.55
Dobbins No. 710, pint capacity.....	.45

## Household Continuous Sprayers F.O.B. Plant City or Kilgore Stores

Brown No. 26 B.G., quart capacity.....	\$2.05
Hudson Cardinal No. 436, 3-quart capacity.....	2.30
Hudson Mercury No. 433, 1-quart capacity.....	1.50
Hudson Comet No. 431, 1-quart capacity.....	1.10
Dobbins No. 43 G., 3-quart capacity.....	3.35
Dobbins No. 703 Continuous, 1-quart capacity.....	1.90
Ken Sprayall (Trombone Type).....	8.95

**GAT SPRAYER.** Attaches to garden hose for dissolving, mixing and spraying Hy-Gro and other soluble plant foods.

Empty 2-lb. Hy-Gro jar with Gat Sprayer .....	\$1.60
--	--------



## BRADSON SPRAY GUNS

For use with standard garden hose in obtaining pressure. Insect-O-Guns, Gard-N-Gun and Bug Gun for spraying insecticides and fungicides.



INSECT-O-GUN




BUG-GUN

Gro-Gun for application of soluble fertilizers and plant foods.	
Insect-O-Gun—Model-3, price.....	\$5.95
Gard-N-Gun—Model-2, price.....	2.95
Gro-Gun—Model-15, price.....	2.95
Bug-Gun—Model-4, price.....	1.95

## LAWN SPRINKLERS RAIN KING

Model-K Adjustable from 5 to 50 feet .....	\$8.50
Model-H-GSS., Rust resistant for coastal areas.....	9.00
Model-D Double nozzle adjustable sprinkler.....	5.95
Model N7 Garden hose nozzle.....	1.50



GARDEN SIZE

## CORN EARWORM OIL APPLICATORS

### GARDEN SIZE

Price \$2.25 postpaid

### COMMERCIAL SIZE

Price \$7.50 F.O.B. Plant City

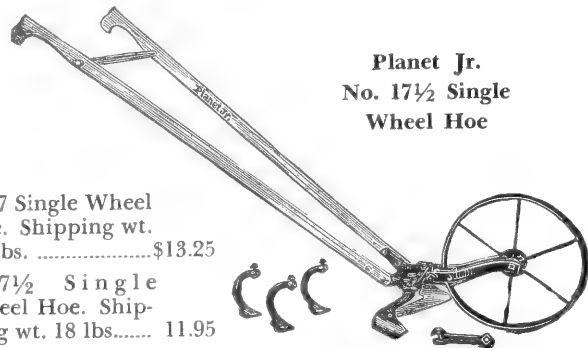
# MISCELLANEOUS FARM AND GARDEN TOOLS

All prices quoted are F.O.B. Plant City or Kilgore's Stores



Planet Jr.  
No. 4 Hill  
and Drill  
Seeder

No. 4-D Seeder—Shipping weight 41 lbs. Price.....\$25.50  
No. 4 Seeder—Shipping weight 50 lbs. Price..... 31.95  
No. 300 Seeder—Shipping weight 55 lbs. Price..... 34.95  
No. 300-A Seeder—Shipping weight 55 lbs. Price..... 34.95



Planet Jr.  
No. 17½ Single  
Wheel Hoe

No. 17 Single Wheel Hoe. Shipping wt. 22 lbs. ....\$13.25  
No. 17½ Single Wheel Hoe. Shipping wt. 18 lbs..... 11.95  
No. 19 Wheel Hoe. Shipping weight 18 lbs. Price..... 8.75


No. 119 High Wheel Plow. Shipping wt. 18 lbs..... 8.75

Planet Jr. No. 219  
Fertilizer Distributor



No. 219 Fertilizer Distributor, Shipping weight 33 lbs. Price .....\$19.95  
No. 215 Fertilizer Attachment for No. 219 Distributor. Shipping weight 17 lbs. Price..... 10.95  
No. 8556X, Stand for No. 215. Shipping weight 2 lbs. Price ..... 1.00  
No. 8858X, Covers for No. 215. Shipping weight 2 lbs. Price ..... 1.30

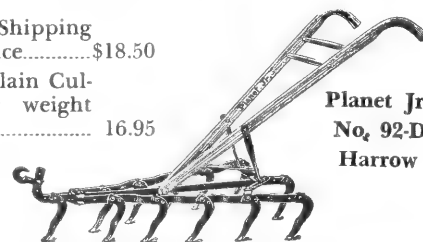
Planet Jr.  
No. 13 Double  
and Single  
Wheel Hoe




No. 13 Double and Single Wheel Hoe—Shipping weight 27 lbs. Price .....\$15.50

No. 92-D Harrow. Shipping weight 45 lbs. Price.....\$18.50  
No. 4-D Five tooth plain Cultivator. Shipping weight 49 lbs. Price..... 16.95

Planet Jr.  
No. 92-D  
Harrow

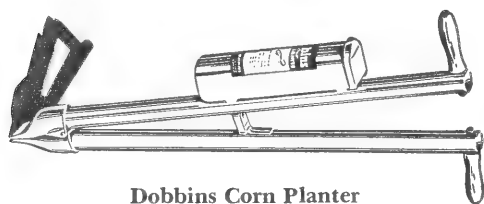


Planet Jr. Grass Edger No. 2. Shipping wt. 3¼ lbs. Price ..... 2.75



Planet Jr.  
No. 220  
Fertilizer  
Distributor

Shipping  
Weight  
115 lbs.  
Price  
\$47.50




Dobbins Corn Planter  
No. 920

## HAND CORN PLANTER

Dobbins all steel two hand planter No. 920.....\$4.00  
Dobbins all steel one hand automatic No. 925..... 4.20

## CYCLONE SEEDER

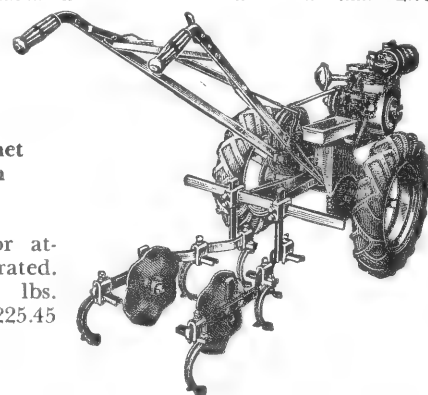


The Cyclone will sow many acres per hour, adjustable to any amount per acre.

In ordering seeder to be used with power take-off specify make & model of tractor to be used on. Electric motor model operates from 6 volt battery from jeep or truck.

Hand Seeder .....\$ 4.30  
Power Model M-1 for Electric Motor 45.00  
Power Model S-1 for Power Take-Off 57.00

BPI (1½HP) Planet  
Jr. Tractor With  
Rubber Tires



With B-12 cultivator attachment as illustrated. Shipping wt. 18 lbs. Price .....\$225.45

B-8 (2½ h.p.) Tractor with 5.00 x 12 Rubber Tires. Shipping weight 197 lbs.....\$239.50  
H. B. (3 h.p.) Tractor with 5.50 x 16 Rubber Tires. Shipping weight 567 lbs. Price..... 370.00  
H. W. (5 h.p.) Tractor with 5.50 x 16 Rubber Tires. Shipping weight 567 lbs. Price..... 400.00  
Write for Planet Jr. Tractor Catalog and prices on tools and attachments for tractor.


## INSCO Soil Fumigant Applicator

A 4-gal. tank gravity flow applicator for single rose application. Can be attached to horse drawn plow or small tractors. Price F.O.B. Plant City or Kilgore Stores .....\$20.00

# MISCELLANEOUS FARM AND GARDEN TOOLS

Prices subject to change without notice

## ECLIPSE ROCKET

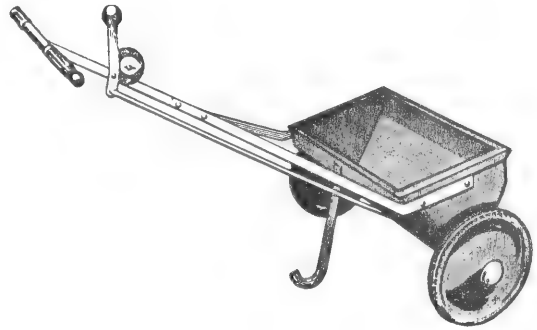


ECLIPSE builds precision power mowers with extra features for unmatched performance in low-cost maintenance of beautiful lawns. Balanced design, durable construction, dependable power, self propelled, precise cutting action and effortless handling make lawn mowing easier, faster and better.

Eclipse Lark 18-in.....	\$126.50
Eclipse Rocket 20-in.....	154.00
Eclipse Parkhound 21-in.....	190.30
Eclipse Tornado No. 800, 36-in. Cycle Bar.....	209.50

Prices F.O.B. Plant City or Kilgore Stores  
Sharpeners for Reel type mowers available

## MASTERS HOME LAWN DISTRIBUTOR F.O.B. Plant City or Kilgore Stores




Masters Model 30

50-lb. capacity. All steel construction, tubular steel handle with two "bicycle type" rubber grips. Rubber tires. Finest home lawn spread ever developed. Price \$12.95.

## MASTERS MODEL 25-D

20-lb. capacity all steel construction with tubular steel handle, rubber handle grip. Steel wheels with rubber tires. For the customers who want "something better" in a small spreader. Price \$10.25.

## VOGUE HAND MOWER



Eclipse—16-inch Hand Mower.....	\$34.50
Zephyr 16-inch .....	30.00
Vogue 16-inch .....	27.00
Arlington 16-inch .....	22.50

Prices F.O.B. Plant City or Kilgore Stores

## SUDBURY SOIL TEST KIT

### Home Garden Model

Complete equipment with instructions and solutions for 20 tests, for Nitrogen, Phosphorous, Potash and Acidity.


Price \$2.98 Postpaid

### Jr. Professional Model

Contains complete equipment and instructions—solutions for 50 tests for nitrogen, phosphorous, potash, and acidity (pH). Transparent plastic case. Price \$5.89 Postpaid.

Two Minute Acidity Kit, \$1.49

Write for prices on larger models.



## MASTERS HANDI-CART MODEL 18-S

The Masters Handi-Cart has an outstanding reputation among users as a sturdy, dependable tool for hundreds of moving jobs around the home and garden. Capacity 3 cu. ft.

Price \$10.50

## LABEL PASTE

Ours is a genuine wheat paste, especially made for pasting labels on vegetables and fruit boxes. Mixes easily in cold or warm water. Will not discolor labels. Unaffected by water or atmospheric changes after drying.

Prices quoted are F.O.B. Plant City and all Kilgore stores.

25c per lb.; 100 lbs. \$22.00

## TWINE (Jute)

Soft vegetable 2 ply (app. 1520 ft. to lb.) tying twine, excellent quality. Used for tying tomato plants and bunching vegetables.

Per lb. 52c; 50 to 60-lb. reels, per lb. 50c.

½-lb. balls—30c each.

Variegated cotton twine used for tying pole beans. 2½-lb. cones. Price per cone \$3.00.

F.O.B. Plant City

## RAFFIA

The plain or natural color comes in one pound hanks. Lb. 80c; 10 lbs. \$7.50. Prepaid.

## TARPAULINS

Write for Prices Stating Size Desired.

# MISCELLANEOUS LAWN AND GARDEN TOOLS

Postpaid unless otherwise specified. Prices subject to change without notice

## WISS GARDEN TOOLS

Postpaid




Wiss New, Unique Flower Cutter-Holder. FH3

You can cut and hold the flower with one hand and bring it unbruised to a basket or your arm. Made of aluminum.

Weighs just 5 oz. 18 inch length allows good reach. Price \$2.95 each. Postpaid.

## NO. 811-3 PC. GARDEN SET

Sturdy, attractive hand garden tools finished in baked green enamel. Set includes trowel, fork and cultivator.

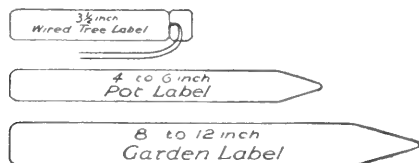


No. 800 Trowel .....	25c each
No. 801 Fork .....	25c each
No. 802 Cultivator .....	25c each
No. 804 Transplanter .....	25c each
No. 811 3-Piece Set .....	.75c per set

## BAMBOO CANE STAKES

Dyed Green Pencil


3 ft. Stakes, per 1000 F.O.B. Plant City.....	\$12.50
3 ft. Stakes, per 100 postpaid.....	1.50
Less than 100 2½c each postpaid.	
4 ft. Stakes, per 1000 F.O.B. Plant City.....	16.00
4 ft. Stakes, per 100 postpaid.....	2.00
Less than 100 3c each postpaid.	



## LABELS—Plant and Garden (Postpaid)


	Per 100	Per M
4" Pot Labels—Painted—(1M per ctn.).....	\$ .40	\$3.25
5" Pot Labels—Painted—(1M per ctn.).....	.45	3.60
6" Pot Labels—Painted—(1M per ctn.).....	.50	4.00
8" Garden Labels—Painted—(250 per ctn.).....	.95	8.65
10" Garden Labels—Painted—(250 per ctn.).....	1.05	9.60
12" Garden Labels—Painted—(100 per ctn.).....	1.75	16.00
3½" Copper Wired—Painted—(1M per ctn.).....	.50	4.10

Write for descriptive folder on Wiss Garden Tools



No. 808 Draw Cut Pruning Shears

No. 808 Draw Cut.....	\$4.50
No. 607-G Pruning Shears.....	2.25
No. C-1 Orange Clippers.....	2.40




No. 8½-B Hedge Shears

No. 8½-B Hedge Shears.....	\$3.50
No. 9½-B Hedge Shears.....	4.25
No. 8½-E Hedge Shears.....	4.75
No. 9½-E Hedge Shears.....	5.00




No. 224-T Lopping Shears

No. 20-V 20 inch.....	\$4.95
No. 321-T 21 inch.....	5.95
No. 224-T 23 inch.....	5.95



No. 801 Quick Trim Grass Shears

No. 801 "Quick Trim".....	\$1.50
No. 700 Grass Shear.....	1.75




No. 5600 Forged Grass Shears

No. 5600 Forged Grass Shear.....	\$2.25
----------------------------------	--------

## 'TWIST-EMS'

Help you to support plants quickly, neatly, permanently.



Package of 35—8-inch size. Price.....	10c prepaid
Package of 50—8-inch size. Price.....	15c prepaid
Box of 100—8-inch size. Price.....	25c prepaid
Box of 200—4-inch size. Price.....	25c prepaid
Box of 100—16-inch size. Price.....	50c prepaid

## TRAIN-ETTS


New Weatherized Trellis Netting, ideal support for sweet peas and any vining flower or vegetable plants. Comes in three sizes. No. 1, 60 x 72 in. 65c; No. 2, 60 x 96 in. 85c; No. 3, 60 x 180 in. \$1.25, postpaid.





# MISCELLANEOUS FARM AND GARDEN SUPPLIES

Prices subject to change without notice



## NEPONSET VITA POTS

Especially adapted for growing plants. They are made of tough, waterproof paper eliminating breakage. The plants are grown from seed to maturity, sold and transplanted in the one Vita Pot. They perform the major functions of clay pots at a fraction of the cost.

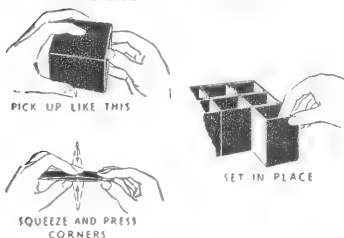
## NEPONSET RED PAPER POTS

Neponset Red Paper pots are specifically designed for shipping plants which have been grown in clay pots or in other containers. Shipping costs are lower by using Neponset Red Pots because there

is considerably less weight and less breakage, and the clay pots can be saved for further use.

	By mail postpaid 100 Pots		F.O.B. Plant City 1000 Pots	
	Vita	Red	Vita	Red
2 inch .....	\$2.05	\$1.35	\$14.35	\$ 8.80
2½ inch .....	2.25	1.40	15.35	9.00
3 inch .....	2.45	1.50	17.05	9.55
3½ inch .....	3.20	1.90	22.60	12.80
4 inch .....	3.80	2.35	25.50	15.55
5 inch .....	4.75	2.85	33.70	19.35
6 inch .....	6.25	3.55	44.25	23.95

## PLANT BANDS



F.O.B. Plant City  
Postpaid per 100 Per 1000

(Contains sufficient fertilizer for 10 weeks)

Vita-Bands 10	F.O.B. Plant City
1¾ x 1¾ x 2½ inches.....	\$ .80 \$4.15
2 x 2 x 2½ inches.....	.90 4.70
2 x 2 x 3 inches.....	.95 5.25
2½ x 2½ x 3 inches.....	1.10 6.25
3 x 3 x 3 inches.....	1.25 7.30
4 x 4 x 3 inches.....	1.60 9.55

## Vita Band-D

A nutrient treated Band which disintegrates in the soil.

	F.O.B. Plant City, postpaid Per 1000	Per 100
1½ x 1½ x 2½.....	\$3.90	.80
1¾ x 1¾ x 2½.....	4.20	.85
2 x 2 x 2½.....	4.75	.90
2½ x 2½ x 3.....	6.25	1.10
4 x 4 x 3.....	9.50	1.45

## TOM THUMB FLATS

	F.O.B. Plant City Per 100	Per 1000
No. 1 (for bands 1¾ x 1¾ x 2½).....	\$5.20	\$47.30
No. 2 (for bands 2 x 2 x 2½).....	5.75	52.45

## HOTKAPS

Hotkaps are "individual hothouses" for every plant — protecting them against frost, rain, wind, insects and crusting. They force plant growth, making hardier, healthier plants and producing crops two or three weeks earlier. They may be used with practically any crop that needs protection, but are especially suited for use with vine crops such as tomatoes, cucumbers, cantaloupes and watermelons.



25 pkg. Complete with Paper Setter, each.....	\$ .95
100 with Fibreboard Garden Setter.....	3.15
250 with Fibreboard Garden Setter.....	5.90
1000 without Setter .....	18.35
5000 without Setter, per 1000.....	18.20
10000 without Setter, per 1000.....	18.05
25000 without Setter, per 1000.....	17.90
Fibreboard Garden Setter, alone.....	.20
Steel Setter, each.....	1.95

Prices quoted are F.O.B. Plant City and all Kilgore Stores



## RUBBER STRIPS For Budding and Grafting Postpaid

Size	Length	Width	Gauge	Approx. pcs. to the lb.	Price per lb. in 5 lb. pkg.
No. 520	5 in.	3-16 in.	.020	1400	\$2.00
No. 620	6 in.	3-16 in.	.020	1080	2.00
No. 838	8 in.	3-8 in.	.020	450	2.00

Less than 5-lb. packages \$2.25 per lb. Less than 1 lb. 20c per oz.

## AIRWRAP

A special plastic adapted to grove and plant propagation.

½-lb. Roll, 53 Wraps 6 x 8 in.....	\$1.10
1-lb. Rolls, 107 Wraps 6 x 8 in.....	1.75

## GREEN THUMB ROOTING KIT

For plant propagation. Kit contains sphagnum moss, rooting hormone with brush and plastic tying strips. Complete instructions in box.

Kit complete (large) .....	\$1.98
Kit complete (junior size).....	.97

Green Thumb Glove (ladies' sizes, small, medium and large) prepaid ..... .89



## GRAFTING WAX—Postpaid

A prepared wax recommended for all hand and brush grafting operations. ¼ lb. 30c; ½ lb. 45c; 1 lb. 75c.

Grafting Tape ¼-in. wide, 60-yd. Roll.....	\$ .95
Grafting Tape ½-in. wide, 60-yd. Roll.....	1.25
Grafting Tape 1-in. wide, 60-yd. Roll.....	1.90

## BUDDING KNIVES—Postpaid

No. 11 Budding Knife, brass lining, 4½ inch, Price.....	\$3.50
No. 21SH Florist Knife, 2 blades, Price.....	3.00
No. 8½C Grafting Blade, Price.....	1.50
No. 9C Budding Blade, Price.....	1.50

# CANNING DEPARTMENT

Prices subject to change without notice

Do Some Canning

Stop Wasting

Be Thrifty

Florida offers the greatest opportunity for home canning of any state in the Union, due to the fact that every month in the year produces some fruit or vegetable, and yet there is probably less canning done here than in almost any other state; but we are becoming more thrifty each year in this respect.



## BURPEE ARISTOCRAT


The only pressure cooker or canner made by forming heavy plate aluminum. Much stronger — half the weight of "cast" aluminum. Guaranteed not to crack, break or split. It will not stain because there are no "pores" in this metal to fill up with food and create a bad odor.

### MODEL AR25

Holds 10 qt. or 17 pt. cans or 7 qt. or 14 pt. jars. Equipped with canning basket, recipe book, and cooking pans.

### Burpee Pressure Cooker or Canner Postpaid

Burpee AR25 Aluminum.....\$24.95



*Extremely Simple, Accurate and Foolproof. Insert can, turn crank, and can is automatically sealed. Just that simple! Complete canning recipe book with each machine*

### DIXIE SIMPLIFIED AUTOMATIC HOME CAN SEALER

One of the best home can sealers ever built. Equipped to seal No. 2 (pint) and No. 3 (quart) Sanitary cans. Can be furnished to seal No. 1 and No. 2½ cans, if desired. Price \$27.50, prepaid.


Home canning is fine training for the children, both girls and boys, as it teaches thrift. In some states the women and children add several hundred dollars to the family income during the year from home canning, thus securing money for many other things. It matters not whether products are used at home or sold, it's money saved just the same.

Hardly is there a day in Florida when there is not some luscious vegetable or fruit that can easily be conserved for later use. Meats, poultry and fish can also be conserved by modern safe and scientific methods—same methods as used by commercial canners. A pantry full of wholesome home-canned products means a better balanced diet for the entire family the year round. It is fascinating, too, avoids waste and builds a bank account.

## HOT-LIFT CAN TONGS



Hot-Lift Can Tongs, Price Postpaid.....\$0.60



### BURPEE SIMPLEX SEALER WITH CAN SAVER ATTACHMENT The Leader in Can Sealers

Seals cans quickly and easily. Set the can in position, spin the crank with the right hand and move a lever with the left hand. Made of hardened steel for long life. Rustproof. Equipped with attachment which simplifies changing from one size can to another. Clamps on a table. Seals, opens and reflanges two sizes of cans, the No. 2 and No. 3. Tested canning recipes and illustrated instructions with every sealer. Net weight 11 lbs. Price \$15.90, prepaid.

## BURPEE PRESSURE CANNER

The only pressure canner made by forming heavy plate aluminum. Much stronger — half the weight of "cast" aluminum. Guaranteed not to crack, break or split. It will not stain because there are no "pores" in this metal to fill up with food and create a bad odor.

### MODEL AR1525

Holds 15 qt. or 25 pt. cans, or 14 qt. or 21 pt. jars. Equipped with 2 canning baskets, recipe book, and pans.



### Postpaid


Burpee AR 1525 Aluminum.....\$29.95

# CANNING DEPARTMENT

Do Some Canning

Stop Wasting

Be Thrifty



SANITARY CANS

Our sanitary open top cans are ideal for home canning. The finest fruits or vegetables and all your hard work can be wasted if the cans are not right.

Our cans for home canning are uniform, accurate, dependable, and strong. For nearly 30 years they have been recognized as cans of highest quality and are preferred by the majority of home canners.

## CANS

(F.O.B. Plant City)

	Amt. in Case	Case	1,000
No. 2 Plain Sanitary cans and caps.....	100	\$1.25	\$41.65
No. 2 Plain Sanitary cans and caps.....	24	1.10	45.00
No. 3 Plain Sanitary cans and caps.....	100	6.20	61.20
No. 3 Plain Sanitary cans and caps.....	24	1.60	65.35
No. 2 Sanitary lacquered cans and caps	100	4.45	43.30
No. 2 Lacquered cans and caps.....	24	1.15	46.70
No. 3 Sanitary lacquered cans and caps	100	6.50	64.00
No. 3 Lacquered cans and caps.....	24	1.65	68.15

These cans are of the highest quality, uniform, accurate, dependable, and strong.

Friction top or syrup cans are used for packaging syrup, honey and for many other purposes.



10-LB. SYRUP CAN

	Amt. in Case	Case	1,000
1½ Friction cans.....	36	\$1.90	\$ 52.15
No. 2½ Friction-top (approx. ¼ gal.)..	24	1.95	85.75
No. 5 Friction-top (approx. ½ gal.) cans and caps.....	50	5.80	114.90
No. 10 Friction-top (approx. 1 gal.) cans and caps.....	50	8.35	165.60
5 gal. Square Honey Cans—each 70c; case (16)	10.50		
Corrugated Shipping Cartons for 5-gal. cans, each 20c; 10 for \$1.85; 25 \$4.25; F.O.B. Plant City.			

## CANNING SUPPLIES

(Prepaid)

	Per 100
Extra Covers for No. 2 Plain Sanitary cans.....	\$ .80
Extra Covers for No. 3 Plain Sanitary cans.....	1.05
Extra Covers for No. 2 Enameled Sanitary cans.....	.90
Extra Covers for No. 3 Enameled Sanitary cans.....	1.15

## CANNING LABELS

(Prepaid)

Beans, Corn, Blackeye Peas, Tomato and Syrup

	25	100	1,000
Price, No. 1½ and 2½, Syrup.....	\$ .25	\$ .50	\$3.50
Price, No. 2 and 3, Vegetables.....	.30	1.00	5.25
Price, No. 5 and No. 10, Syrup.....	.25	.60	5.00
Rubber stamp, two-line \$1.75, three-line \$2.00.			

## ATLAS FRUIT JARS

F.O.B. Plant City

Atlas Jars are made of clear crystal glass of highest quality giving the natural color to packed fruits and vegetables. Double tested for strength. When you buy "Atlas" jars, you purchase the best preserving jar on the market and one that is guaranteed to give entire satisfaction when properly used.



## Atlas Square Mason Jars

This style jar has been on the market for over 50 years but has recently been improved by the strong shoulder feature.

## FRUIT JARS

(F.O.B. Plant City)

	Per doz.
Atlas Square Mason Jars, ½-pint size.....	\$ .80
Atlas Square Mason Jars, pint size.....	.85
Atlas Square Mason Jars, quart size.....	1.00
Atlas Square Mason, ½-gal. size.....	1.35
Atlas Wide Mouth, pint size.....	1.05
Atlas Wide Mouth, quart size.....	1.20

## Caps For All Type Jars

Per doz.

Atlas Seal All Standard Caps, 2-piece.....	\$ .30
Atlas Seal All Standard Lids only.....	.15
63 MM 2-piece Caps for Coffee and Relish Jars.....	.30
63 MM Lids only for Coffee and Relish Jars.....	.15
Rubber Rings for Old Style Zinc Caps.....	.10

## JELLY GLASS

No. 85 1/3 pt. size, Tumbler Style.....	\$ .60
No. 25 1/3 pt. size, Squat Style.....	.60
No. 92 1/2 pt. size, Tumbler Style.....	.65
No. 78 1/2 pt. size, Squat Size.....	.65

## HONEY JARS

(F.O.B. Plant City)

	Round Per Doz.	Quentine Per Doz.
½-lb. Utility, Plain Round, 2 doz. to case..	\$ .55	\$ .60
1-lb. Utility, Plain Round, 2 doz. to case...	.60	.65
2-lb. Utility, Plain Round, 1 doz. to case...	.85	.90
No. 5 Glass Honey Pail.....	1.45	.....
No. 10 Glass Honey Pail.....	1.75	.....



# Bee-Keepers' Supplies, Bee-Hives and Equipment

The following prices on these supplies are subject to change without notice.

All prices quoted are F.O.B. Plant City, Florida or any Kilgore store.

If you wish your shipment to be made by mail, please add postage when ordering.

All bee supplies are subject to the 3% Florida State Sales Tax.  
(except bee gloves and veils.)

The following is only a partial list of our large and complete line of bee supplies carried in stock in all Kilgore's Florida stores and in Kilgore's mail order department at Plant City, Florida. We can always quickly get whatever a customer wants from the factory if we happen to be out, in which case the price will be f.o.b. factory, Medina, Ohio

5% discount will be allowed on orders of \$100.00 or more. Shipped direct from factory (average time of delivery two to three weeks).

We buy Bees Wax. Write for price.

Write for a complete catalog on Bee-Keepers' Supplies.

## Standard 10-Frame Hives

One-story Standard Hive with Aluminum cover 16¼x20 in., outside measurements.

Hives in the flat are furnished with nails, 135-lb. tin rabbets punched for nails, reversible bottom boards, mastic cover, Hoffman frames, and complete directions for nailing.


A-1 Knocked down without foundation. Wt. 31 lbs.....\$ 8.58

One-story Standard Hive, with excelsior (wood) cover

A-6. Knocked down without foundation. Wt. 27 lbs.....\$ 6.95

## Full-Depth 10-Frame Extracting Supers or Hive Bodies

C-2. 5 KD Deep Supers Empty. Wt. 45 lbs. .... \$10.65



## Shallow 10-Frame Extracting Supers

C-12. 1 KD Empty only, no fittings. Wt. 5 lbs.....\$ 1.45  
C-13. 5 KD Empty only, no fittings. Wt. 28 lbs..... 6.70

## Beeway 10-Frame Section Supers

D-5. 1 KD Without sections or foundation. Wt. 7 lbs....\$ 2.40  
D-6. 5 KD Without sections or foundation. Wt. 36 lbs... 11.05

## List of Inside Fixtures for Supers

E-1. 70 Beeway Section Holders (4¼x4¼x1¾ in.), KD .....Wt. 3 lbs. \$0.80  
E-2. 50 Beeway Section Holders (4¼x4¼x1¾ in.), KD .....Wt. 15 lbs. 4.65  
E-3. 100 Beeway Section Holders (4¼x4¼x1¾ in.), KD .....Wt. 23 lbs. 8.95  
E-15. 10 Beeway Wood Separators, 1/10 in. thick .....Wt. 2 lbs. 0.50  
E-35. 100 Super Springs (3 used to a super) Wt. 1½ lbs. 1.45

## Covers, Metal, 10-Frame

B-1. 1 KD Metal Cover with inner cover. Wt. 11 lbs....\$ 3.40  
B-2. 5 KD Metal Cover with inner cover. Wt. 51 lbs.... 14.95

## The Excelsior Wood Cover, 10-Frame

B-4. 5 KD Excelsior All-Wood Cover. Wt. 31 lbs.....\$ 7.90

## Inner Covers, 10-Frame

B-8. 1 KD Inner Cover, without bee escape. Wt. 3 lbs....\$ 0.93  
B-9. 5 KD Inner Cover, without bee escape. Wt. 12 lbs... 3.95

## Bottom Boards, 10-Frame

B-12. 1 KD Reversible Bottom Board. Wt. 7 lbs.....\$ 1.85  
B-13. 5 KD Reversible Bottom Board. Wt. 37 lbs..... 7.80

## Frames •


Furnished in the flat with nails. All frames are furnished with solid bottoms unless otherwise specified.

	10	50	100
Standard frames with heavy top bars and solid bottom bar, 9½x17½ in. Wt. 46 lbs.	G-1	G-2	G-6
per 100 .....	\$1.70	\$7.35	\$14.20
Standard frames. Heavy top bar. 2 place bottom bar. Wt. 45 lbs., per 100.....	G-14	G-15	G-16
.....	\$1.70	\$7.35	\$14.20
Shallow Extracting Frames, with regular Hoffman top bar, with solid bottom bar Wt. 38 lbs., per 100 .....	G-25	G-26	
.....	\$6.55	\$12.75	
Shallow frames, L. T. thick top 2 place bottom bars .....	G-24	G-27	
.....	\$1.65	\$6.55	

## Comb Honey Sections

Mill Run

F-1. 100 Wt. 7 lbs.....	\$ 3.35
F-3. 500 Wt. 32 lbs.....	15.00



## Brood Foundation( 3-Ply

8x16¼ in.—7 sheets to pound

	Weight	Price
H-1. 10-sheet Carton .....	3 lbs.	\$ 2.10
H-3. 50-sheet Carton .....	9 lbs.	9.60

## Medium Brood

For Standard Frames

8x16¼ in.—8 sheets to pound

	Weight	Price
H-20. 10-sheet Carton .....	2 lbs.	\$ 1.78
H-22. 50-sheet Carton .....	8 lbs.	8.15

## Special Brood Foundation

8x16¼ in.—10 sheets to pound

	Weight	Price
H-32. 10-sheet Carton .....	2 lbs.	\$ 1.38
H-34. 50-sheet Carton .....	7 lbs.	6.50
H-36. 200-sheet Carton .....	33 lbs.	25.55

## Medium Brood

For Shallow Frames

4½x16¼ in.—16 sheets to pound

	Weight	Price
H-26. 10-sheet Carton .....	2 lbs.	\$ 1.05
H-28. 50-sheet Carton .....	5 lbs.	4.75

## Medium Brood, Wired

8½x16¼ in.—7 sheets to pound

	Weight	Price
K-350. 10-sheet Carton .....	3 lbs.	\$ 2.10
K-350. 50-sheet Carton .....	10 lbs.	9.50

## Medium Brood, Wired

4 13/16x16¼—12 sheets to pound


	Weight	Price
K-352. 10-sheet Carton .....	2 lbs.	\$ 1.30
K-352. 50-sheet Carton .....	6 lbs.	5.70

## Thin Super

	Weight	Price
J-1. 1-lb. Carton, 3 7/8x15 3/4 in., 28 sheets to lb.....	2 lbs.	\$1.50
J-3. 5-lb. Carton, 3 7/8x15 3/4 in., 28 sheets to lb.....	7 lbs.	7.15
J-22. 1-lb. Carton, 4 1/2x16 1/2 in., 22 sheets to lb.....	2 lbs.	1.50
J-24. 5-lb. Carton, 4 1/2x16 1/2 in., 22 sheets to lb.....	7 lbs.	7.15
J-27. 1-lb. Carton, 5x16 1/2 in., 22 sheets to lb.....	2 lbs.	1.50
J-29. 5-lb. Carton, 5x16 1/2 in., 22 sheets to lb.....	7 lbs.	7.15

## BEE-KEEPERS' SUPPLIES (Continued)

For up-to-date information on Beekeeping in Florida, write the Florida Agricultural Experiment Station, Mailing Department, Gainesville, Florida, for free copy of Bulletin No. 151, entitled "Beginning Beekeeping"  
This publication is highly illustrated and contains much valuable information for beginners.




L 15

### Honey Extractors

		Wt.	
L-15.	1 2-frame reversing (9 1/2 x 16 in pocket).....	100	\$ 57.90
L-20.	1 20-frame Simplicity.....	300	175.00
L-25.	1 4-frame reversing (9 1/2 x 16 in. pocket).....	215	129.85
L-35.	1 3-fr. Novice, hand power.....	52	32.25
L-45.	1 45-frame Simplicity.....	470	294.50

Large Electric Extractor can be supplied upon order



### Bee Escape


O-5 Root Double Escape without Board. Wt. 1 oz.....\$ .35

### Queen Excluder, 10-Frame

	Each	10
Bees pass through rapidly, without hesitation.	B-30	B-31
10-frame Standard 3 wire and wood. 16 1/4 x 20 in.		
Wt. 4 lbs. ....	\$1.60	\$15.25
	B-35	B-36
10-frame Special 7-wire and wood. Wt. 4 lbs.....	\$1.65	\$16.25
	B-40	B-41
Unbound Zink Excluders .....	\$1.10	\$10.50

### Wire for Frames

	Wt.	
G-61. 1/4 lb. Spool		
Tinned Wire, 350		
ft. ....	8 oz.	\$ 0.30
G-62. 1/2 lb. Spool		
Tinned Wire, 700		
ft. ....	1 lb.	0.45
G-63. 1 lb. Spool		
Tinned Wire, 1400		
ft. ....	2 lb.	0.75
G-64. 5 lb. Spool		
Tinned Wire, 7000		
ft. ....	7 lb.	3.50



### Spur Wire Imbedder

N-65. Spur Wire Imbedder. Wt. 8 oz.....\$ 0.40



### Bristle Bee Brush

N-85. Bristle Bee Brush. Wt. 4 oz.....\$ 0.65

### Steel Hive Tool


N-81. Hive Tool. 10-inch. Wt. 6 oz.....\$ 1.05

### Queen and Drone Trap (10-frame)

O-8. Wire Trap. Wt. 2 lbs.....\$ 1.15

### Feeders

O-2. Boardman Feeder, with cap. Wt. 12 oz.....\$ 0.30



### Standard Smoker

N-3. Standard Tin Smoker, 3 1/4 x 7 in. Wt. 2 lbs.....\$ 2.25


N-7. Big Jumbo Tin Smoker. Wt. 3 lbs.....\$ 3.50

### Leather and Drill Bee Gloves

Not subject to State Sales Tax.

Leather (small, medium or large) Wt. 2 lbs.....\$ 3.85

Drill (Small, medium or large) Wt. 1 lb.....\$ 1.65



### Veils

Not subject to State Sales Tax.

N-10. Root Indestructible Bee Veil. Wt. 1 lb.....\$ 1.70

N-12. Delphos Steel Bee Veil. Wt. 1 lb.....\$ 2.10

N-15. Cotton Tulle Veil. Wt. 3 lbs.....\$ 1.70

# INDEX

	Page
<b>SEED AND PLANTING INFORMATION</b>	
Home Gardens for Better Health.....	2
Important Directions to Customers..	1
Kilgore Stores, Locations.....	49
Location and Plan of the Vegetable Garden .....	3
Making a Seedbed.....	3
Ordering and Mailing Information.....	1
Preparation of the Soil for the Vegetable Garden .....	3
Reference Table for Florida Vegetable Garden .....	4
Storing and Handling Seed.....	34
What Field Crops and When to Sow Seed in Florida.....	5
What Vegetables and When to Sow Seed in Florida.....	5
What Will Your Harvest Be?.....	34
<b>SEED</b>	
Beans, Bush, Pole, Lima, Green.....	6-8
Beans, Velvet .....	46
Beets .....	9
Beets, Spinach .....	9
Beets, Sugar and Stock.....	9
Bene or Sesame.....	41
Broccoli .....	9
Brussels Sprouts.....	9
Cabbage .....	10-11
Cabbage, Chinese.....	11
Cantaloupe .....	12
Carrots .....	13
Cauliflower .....	12
Celery .....	14-15
Chicken Corn.....	43
Chufas .....	43
Clover, Alyce.....	41
Clover, White Dutch.....	42
Clover, Hubam.....	41
Clover, Autauga Reseeding.....	41
Clover, Kenland Red.....	42
Clover, Ladino.....	42
Collard .....	15
Corn, Field.....	38-39
Corn, Roasting Ear.....	39
Corn, Sweet.....	18
Cowpeas, Field and Table.....	42
Crotalaria .....	43
Cucumber .....	16-17
Dill .....	20
Eggplant .....	19
Egyptian Wheat.....	43
Endive .....	20
Flower Seed.....	48
Field Seed.....	41-46
Garlic .....	20
Grass, Lawn.....	40
Grass, Pasture.....	41
Gladiolus Bulbs.....	47
Hegari (Higear).....	46
Hairy Indigo.....	43
Kale .....	20
Kohl Rabi.....	20
Leek .....	20
Lettuce .....	21
Lupine .....	43-44
Millet, Pearl or Cattail.....	44
Mustard .....	22
Oats .....	44
Okra .....	23
Onion .....	24
Onion Sets.....	24
Parsley .....	25
Parsnip .....	25
Peanuts .....	44-45
Peas, English or Garden.....	25
Peas, Southern (Cowpeas).....	42
Pepper .....	26-27
Potatoes .....	28
Pumpkin .....	28
Radish .....	29
Rape, Dwarf Essex.....	45
Rhubarb .....	28
Rice .....	45
Rose Bushes.....	47
Roselle .....	28
Rutabaga .....	35
Rye .....	45
Sage .....	29
Sesbania .....	46
Shallu .....	43
Sorghum .....	46
Spinach .....	29
Squash .....	30-31
Strawberry Plants.....	47
Sunflower .....	46
Swiss Chard.....	9
Tomato .....	32-33
Turnip .....	35
Watermelon .....	36-37
Wheat, Egyptian.....	43

	Page
<b>INSECTICIDES AND FUNGICIDES INFORMATION</b>	
Introduction .....	50
Sanitation .....	50
Seed Treatment.....	52
Dilution Table—Insecticides, Fungicides .....	52
Insecticides and Fungicides, Amts. per Acre .....	52
Compatibility, Dust and Spray Mixtures .....	51
Don'ts (Prevention Crop Losses).....	51
Insect, Disease Recommendations.....	53-58
Insecticides for Livestock.....	58

	Page
<b>INSECTICIDES</b>	
Aramite 15-W .....	59
Alltox Spray No. 4.8.....	61
Alltox Wettable No. 40.....	61
Arsenate of Lead.....	59
Black Leaf 40.....	59 & 63
Calcium Arsenate .....	59
Chlordane 50% Wettable.....	59
Corn Earworm Oil.....	59
DDT Emulsion .....	59
DDT Wettable Powder.....	59
Evergreen Garden Spray.....	59
Gamtox Wettable .....	59
General Purpose Dust.....	63
Household Spray and Dust.....	63
Isotox Wettable .....	59
Kilchlor Dust .....	59
Kilchlor Dust, Household.....	63
Kilchlor Spray, Household.....	63
Kilcide Dust .....	59
Kilcide Spray, Household.....	63
Kilcam Dust .....	59
Kilhex Dust .....	59
Kilphene Dust .....	61
Kilphos Dust .....	60
Kilspray, Household .....	63
Kryocide .....	60
Kryocide Dust .....	60
Lime Sulphur Solution.....	60
Lawn and Garden Spray and Dust.....	63
Nicotine Dust .....	60
Nictrol .....	60
Oil Emulsion .....	60
Ortho Garden Spray.....	60
Ortho-Klor-8 .....	59
Para-Scalecide .....	60
Paris Green .....	60
Plant-O-Cide, Garden .....	63
Poison Baits .....	60
Pyrocide Dust .....	60
Red Arrow Spray.....	60 & 63
RHothane Dust .....	60
RHothane Emulsion Concentrate.....	60
RHothane WP Wettable.....	60
Rotenone Dust .....	60
Saba-Chinch .....	60
Scalecide .....	60
Synklor 48-E .....	59
Thrip and Mite Dust.....	60
Tobacco Dust .....	60
Toxaphene .....	59
Vapophos Wettable .....	60
Vanotone .....	61
Volk Oil Spray.....	61

	Page
<b>FUNGICIDES</b>	
Arasan .....	61
Bluestone (Copper Sulphate).....	61
Bordeaux (Powder) .....	61
Ceresan .....	61
Copper-A Compound .....	61
Copper Dusts .....	61
Cuprocide—Yellow .....	61
Dithane D-14 .....	61
Dithane Z-78 (Wettable).....	61
Dithane Dusts .....	61
Fermate .....	61
Fermate Dusts .....	61
Kilcop 53 .....	61
Manzate .....	61
Orthocide 406 .....	61
Parzate .....	62
Phygon-XL .....	62
Semesan .....	62
Spergon .....	62
Spergon Dust .....	62
Sulfocide .....	62
Sulphur (Dusting) .....	62
Sulphur (Wettable) .....	62
Tersan 75 .....	62
Zerlate .....	62

	Page
<b>INSECTICIDE, FUNGICIDE COMBINATIONS</b>	
Dusts .....	62
Nicotine Pyrox .....	63

	Page
<b>FUMIGANTS</b>	
Pyrenone Grain protectant.....	64
Carbon Disulfide .....	64
Cyanogas .....	64
DD .....	64
Soilfume 80-20 .....	64
Soilfume Caps .....	64
<b>SPREADERS AND STICKERS</b>	
Acco .....	64
Fish Oil Soap.....	64
DuPont Spreader and Sticker.....	64
Penetrol .....	64
Triton B 1956.....	64

	Page
<b>RODENTICIDE AND VERMICIDES</b>	
Carbolineum .....	65
Dixie Killer .....	65
Gator Roach Hives.....	65
Magiki I Ant Bait.....	65
Quick Death Rat Killer.....	65
Terro Ant Killer.....	65
Harris Roach Tablet.....	65
Colonial Rat Bait.....	65
Kilgore's Rat and Mouse Bait.....	65
Weed Killers .....	65

	Page
<b>FERTILIZERS</b>	
Aluminum Sulphate .....	67
Camellia, Azalea Plant Food.....	67
Es-Min-El .....	67
Kilgore Neutrite Spray.....	67
Lime Hydrated .....	67
Manganese Sulphate .....	67
Nitrate of Soda .....	67
Sheep Manure .....	67
Sulphur Manganese Dust.....	68
Vertagreen .....	67
Vigoro .....	67
Zinc Sulphate .....	67

	Page
<b>SOLUBLE PLANT FOODS</b>	
Hy-Gro .....	68
Hyponex .....	68
Plant Tabs .....	68
VHPF "Vip" .....	68

	Page
<b>ROOT INDUCING MATERIALS</b>	
Hormodin Powders .....	68
Rootone .....	68
Transplantone .....	68
Fruitone .....	68

	Page
<b>MISCELLANEOUS</b>	
Bamboo Cane Stakes.....	74
Bee Supplies .....	78-79
Budding Knives .....	75
Canning Supplies .....	76-77
Corn Earworm Oil Applicators.....	71
Corn Planter .....	72
Cyclone Seeders .....	72
Green Thumb Rooting Kit.....	75
Grafting Wax .....	75
Hand and Power Dusters.....	70
Hand and Power Sprayers.....	71
Hotkaps .....	75
Label Paste .....	73
Lawn, Garden Tools.....	73-74
Lawn Sprinklers .....	71
Label Stakes .....	74
Livestock Preparations .....	66
Paper Pots .....	75
Peat Moss .....	69
Planet Jr. Farm, Garden Tools.....	72
Planet Jr. Tractors .....	72
Plant Bands .....	75
Plant Bands, Flats .....	75
Poultry Preparations .....	66
Poultry Supplies .....	69
Power, Hand Lawn Mowers.....	73
Pulvex Dog Products.....	66
Raffia .....	73
Rubber Strips .....	75
Seed Inoculant (Nitrogen).....	69
Soil Fumigant Applicators.....	72
Soil Test Kit.....	73
Sphagnum Moss .....	69
Stikit Wikit .....	74
Tarpaulins .....	73
Terra-Lite .....	69
Thermometers .....	69
Train-etts .....	74
Twine, Jute .....	73
"Twist-ems" .....	74









Name \_\_\_\_\_

Post Office \_\_\_\_\_

State \_\_\_\_\_

No  
Postage Stamp  
Necessary  
If Mailed in the  
United States

**BUSINESS REPLY ENVELOPE**


FIRST CLASS PERMIT NO. 1, SEC. 510, P. L. & R., PLANT CITY, FLA.

*The* Kilgore Seed Co.

Plant City,


Florida



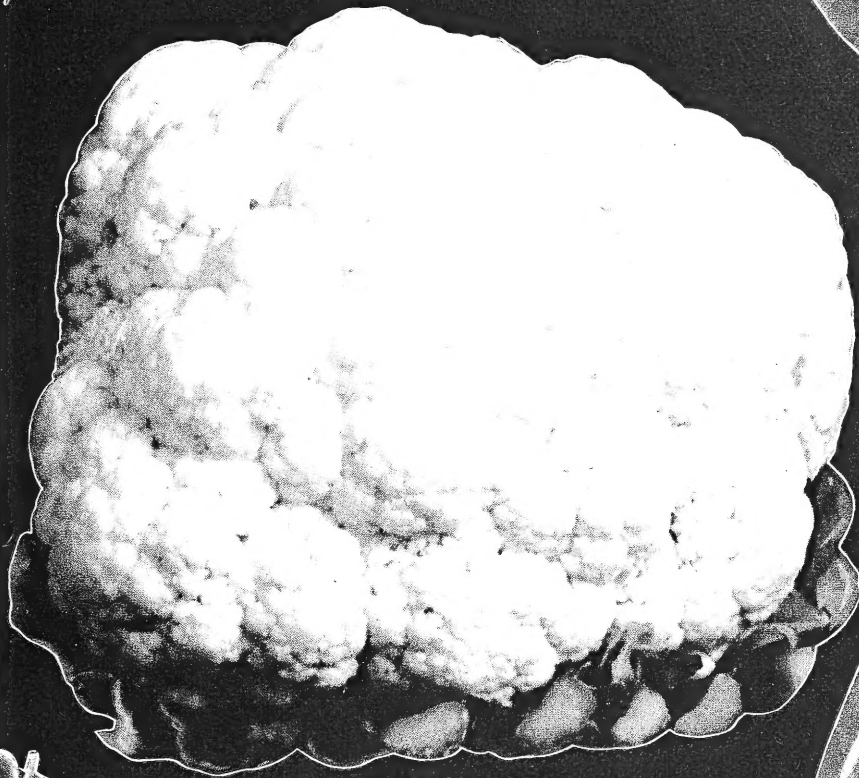




PURPLE-TOP  
WHITE GLOBE TURNIPS  
(SEE PAGE 35)



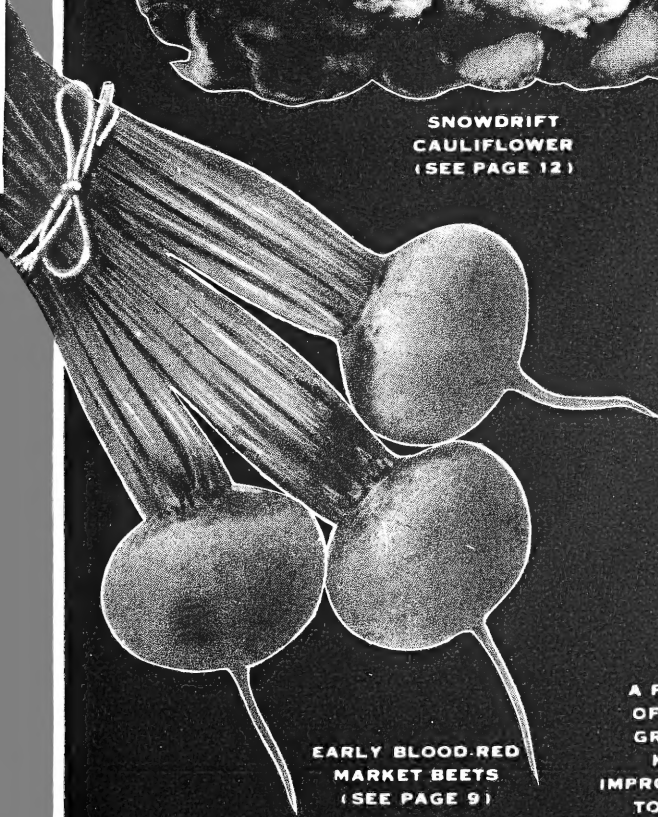
GROTHEN'S  
RED GLOBE  
TOMATO  
(SEE PAGE 33)




SNOWDRIFT  
CAULIFLOWER  
(SEE PAGE 12)



PERKIN'S  
EARLY MAMMOTH  
(SPINELESS) OKRA  
(SEE PAGE 23)



EARLY BLOOD-RED  
MARKET BEETS  
(SEE PAGE 9)



A PACKED LUG  
OF TOMATOES  
GROWN FROM  
KILGORE'S  
IMPROVED RUTGERS  
TOMATO SEED  
(SEE PAGE 32)

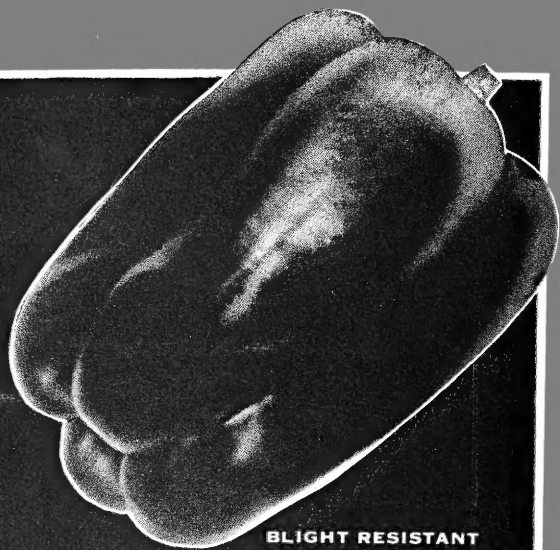
**KILGORE'S**

*Bred-Rite*

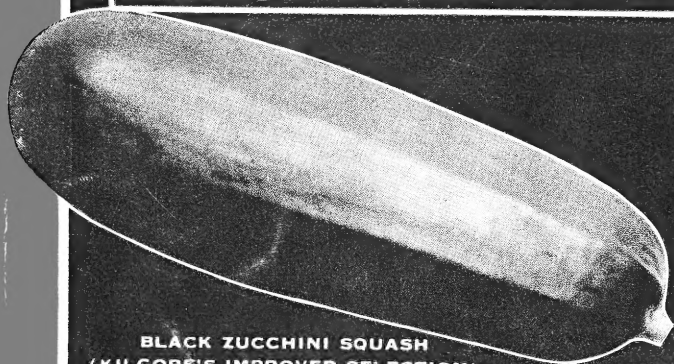
**SEEDS**

TRADE MARK

*1953 Annual Catalog*



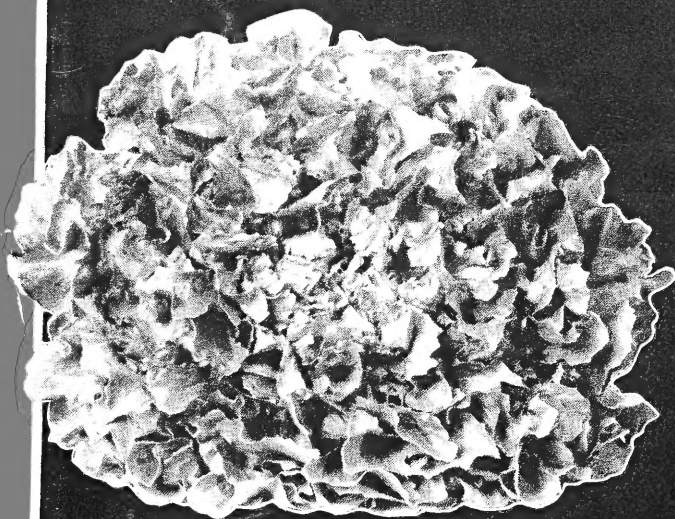
BLIGHT RESISTANT  
WORLD BEATER PEPPER  
(SEE PAGE 27)




BLACK ZUCCHINI SQUASH  
(KILGORE'S IMPROVED SELECTION)  
(SEE PAGE 30)



COPENHAGEN MARKET CABBAGE  
(EARLY STRAIN NO. 86)  
(SEE PAGE 10)



IMPROVED FLORIDA  
DEEP HEART ESCAROLLE  
(SEE PAGE 20)



STRINGLESS BLACK VALENTINE BEANS  
(SEE PAGE 6)



EARLY GREEN  
MARKET (MARKETER) CUCUMBER  
(SEE PAGE 17)

**THE KILGORE SEED COMPANY**

*General Offices and Mail Order Department, Plant City, Florida*

**FOURTEEN KILGORE STORES SERVING FLORIDA**