

62,89


1953

# Special Offer Wood's 1953 Collection


## All-American Prize-Winning Flower Seed

SEVEN DIFFERENT VARIETIES, ONE PACKET EACH

**\$2.05 VALUE FOR ONLY \$1.85 POSTPAID**



There is a joy every gardener gets from planting and producing the best and newest in flowers. Order early, as stocks are limited and the demand is heavy.



### ROYAL CARPET SWEET ALYSSUM


Royal Carpet is a rich, deep blue-purple color and the flowers, 3 inches high, make a solid mass so thick it's hard to see any green leaves. The judges of All American Selections (whose trial grounds cover the U. S. and Canada), chose it because it is such an improvement over the old Sweet Alyssum, and because the plant is so neat and compact that it does not self-seed all over the garden, as earlier types did. Royal Carpet is ideal for edging paths and flower beds or for mass planting, such as on a hill slope. When seed is broadcast and thinned to 9-inch spacing, the plants will fill in solid. **Pkt. 25c.**

### CELOSIA—Golden Fleece PLUMED COCKSCOMB

A new giant form of Feathered Cockscomb, growing 2½ to 3 feet high. Makes huge, dense plumes of golden color on long cutting stems. Grows in any good soil. Can be cut late in the season, hung up and dried makes good winter decorations for the house. **Pks. 25c.**

### LIPSTICK PETUNIA

Lipstick Petunia is a vigorous growing new petunia that belongs in the dwarf bedding or *Hybrida nana compacta* class. The color is carmine-rose overlaid with a touch of salmon. The plants are compact and do not sprawl as do some petunias. At maturity the plants will attain a height of 12 to 14 inches. The flowers mature quite early and are produced in profusion for months at a time. Individual florets measure about 2½ inches across. For bedding purposes and where a mass show of color is desired Lipstick Petunia will prove an excellent choice. Full sun, of course, and a rich, light soil are best but petunias make a wonderful show even in relatively poor soils. **Pkt. 40c.**



### COMANCHE PETUNIA

The reddest of red petunias, an intense, fiery vivid scarlet-red color, which is retained for an unusually long time without fading. Flowers grow 2½ inches across; plants 1 foot tall, of uniform, bushy habit and extremely profuse blooming. Striking in beds and borders, especially in masses. **Pkt. 50c.**



### TORCH TITHONIA

Stately plants with single dahlia-like flowers 3 to 4 inches across, which are nice for cutting; suitable for backgrounds or hedges. Plants are compact, upright bushy form, 4 feet tall, earlier and more profuse blooming. Flowers are fiery orange-red and quite spectacular. **Pkt. 20c.**

### PERSIAN CARPET ZINNIA

The dwarf plants bloom early; grow into 12-inch mounds of brilliant colors; each plant, has dozens of blooms, no two alike; the size of a silver dollar, that look perfectly at home in an old-fashioned bouquet. Easy to grow; thrive on heat and yield a wealth of blooms on 6 to 8-inch stems. **Pkt. 25c.**

### PEPPERMINT STICK ZINNIA

A Cut-and-Come-Again striped zinnia in a wide range of colors; various color combinations such as red and white, red and yellow, purple and white, carmine and white and orange and yellow; about 70% of the petals are striped. Grows 2½ to 3 feet. **Pkt. 20c.**



# T.W. WOOD & SONS

RICHMOND, VA. SEEDSMEN SINCE 1879

# NORVELL GILLESPIE'S GUIDE to Quick Color in the Garden

## Special Tips of How to Plant Seeds Indoors and Get the Jump on the Season

First let's look over the flowers that practically bounce into bloom for spring and early summer; then let's discuss how to use them to really perk up your garden scene.

### BROADCAST THESE SEEDS OUTDOORS WHEN THE FIRST LEAVES APPEAR ON TREES

Sweet Alyssum  
California Poppy  
Gypsophila (Baby's Breath)  
Phacelia (California Blue Bells)  
Virginia Stock

### START THESE SEEDS INDOORS FOR EARLIEST BLOOMS

\*Calendula, Pot Marigold  
Candytuft  
Cynoglossum, Chinese Forget-me-not  
Petunias  
Dianthus Gaiety (Pinks)  
Dimorphotheca (African Daisy)  
\*Godetia (Farewell-to-Spring)  
Red Linum (Flowering Flax)  
Annual Phlox

All these are get-up-and-go flowers that will give you quick color. All are easy to grow from seed—everything suggested here is **easy to grow**—after all, gardening should be **fun!**

If spring comes late and summer early in your locality, stay away from the flowers marked (\*). They don't care for heat.

Let's start with the bulb bed, usually your first crop of color in spring:

**Don't** whack off those stems and leaves after the bulbs have finished blooming—their energy is needed to build strength in the bulb for its next flower. Let this foliage dry back naturally.

Instead, sow seeds of Nemophila (Baby Blue Eyes), Virginian Stock, and Sweet Alyssum Royal Carpet for a ground cover over this old foliage while it dries.

It's smart to sow seeds when the bulbs are just **beginning** to flower, so the little plants will be husky when you withdraw the water to let the bulbs ripen. Fill a quart mason jar with seeds mixed with fine dry sand. The sand "dilutes" the seeds so that seedlings do not come up too thickly. This little tip saves **both** seeds and time. Rake seeds lightly into cultivated soil.

Best of all is the top 1953 All-America winner. Royal Carpet Sweet Alyssum because it's the deepest purple, most solid bloom on the flattest plant you've ever seen. It makes first flower when only 2 inches high—never gets taller but spreads to 10-12 inches to make a vibrant purple sea. Unlike the others, it will go on and bloom all through the summer if lightly sheared of seed pods.

If your favorite colors are blue and orange, try African Daisies and Cynoglossum (Chinese Forget-Me-Not), together. Among your perennials is a good place for this combination. The African Daisies, which are low (12") should be toward the front, where you'd like an edging plant during summer. Cynoglossum is taller (16"-18"), a brilliant blue which will make a wonderful spring show and then give way gracefully to the perennials due to bloom a little later.

Any nook or cranny between your shrubs and bushy plants that has **full sun** will take this combination: Grandmother's favorite Candytufts in mixed colors of crimson, pink, lilac and white with Alyssum Royal Carpet in front of them. The colors go beautifully together. Later on you can replace the Candytuft with yellow Zinnias or cerise Petunias, such as the new Lipstick, which has such a pretty golden throat.

Petunias aren't really "quick" color, but they're so useful and dependable in the garden early or late that they belong in this list of favorites. Most of us don't have the glass and heat needed to grow pot petunias like the florist, but you can still beat the season by starting your Petunias indoors.

These are the points to remember:

1. Use a **compact** variety. Read the **subtitle** on the packet—Petunias come in all sizes and heights.
2. Prepare good starting soil.
3. Water carefully.
4. Increase light, lower temperature each day.
5. Give your plants room; feed them lightly.

Now for the details: There are two general types of Petunias—bedding and "fancy." Not too many bedding Petunias are compact but the 1953 introduction Lipstick is excellent because it makes a uniform ball of cerise bloom about 12"-14" high when full grown.

Plant Comanche, the second 1953 All American winner, a fine red.

As soon as your seedlings sprout, start thinning them. First to 1/2" apart, then after two weeks, to 1 1/2" apart. If you try to save all of them they will crowd together and make spindly growth. Seed is cheap, and a packet goes a long way. When your seedlings have three pairs of true leaves, add a **very little** liquid fish fertilizer with a 10-5-5 formula to the water. It's a safe, non-burning organic "booster" if you follow the directions on the container. Order **Orthogro, pint \$1.25; 4 oz. 55c., postpaid.**

Petunias and most other plants can be transplanted out to their permanent locations when they are 2" to 3" high. Cool temperatures, plenty of light and not too much water encourage the plant to make **strong** branches right near the ground. This makes a **compact plant.**

All flower seeds can be started indoors this way except those mentioned above which can be broadcast, and the real heat-lovers which suffer a severe shock when transplanted. Zinnias top this group, along with Amaranthus, Cleome, Cosmos, Sunflower, Morning Glory, Four O'Clocks, Ithonia and most vines.

Pest troubles can be licked with an all-purpose Lindane spray or dust, used **regularly**. One of the new dusts containing metaldehyde will eliminate slugs, snails and cutworms. Order **Snarol, 1 lb. 55c., postpaid.** Healthy plants deserve thoughtful protection, so you'll reap armfuls of bright color that quick-growing, inexpensive annuals provide. Now for a Garden Guide extra "dividend":

### SPECIAL USES OF FLOWERS

Plant these for heavenly **fragrance**:

Alyssum Royal Carpet  
Candytuft Umbrellata  
Carnations (easy from seed)  
Heliotrope  
Mignonette  
Nicotiana (Flowering Tobacco)  
Use the new Sensation type  
Stocks  
Sweet Peas  
Sweet Sultan  
Sweet William  
Wallflower

Got a **damp spot**? These don't mind slightly wet feet:

Amaranthus (Joseph's Coat)  
Calendula (Pacific Beauty best)  
Linum Red (Flowering Flax)  
Marigolds  
Marvel of Peru (Four o'clocks)  
Mignonette  
Nigella  
Castor Beans  
Plumed Cockscomb Golden Fleece  
Regular Cockscomb

These do well in **hanging baskets**:

Ageratum (Blue Perfection)  
Lantana  
Lobelia (Sapphire)  
Tall Nasturtium  
Balcony Petunias  
Portulaca (Moss Rose)  
Verbena

For **semi-shady spots** (remember no annuals like more than one-half shade):

Anchusa Blue Bird  
Aquilegia (Columbines)  
Bachelors' Button  
Canterbury Bells  
Linaria Northern Lights  
Pansy  
Sweet William  
Forget-Me-Nots