

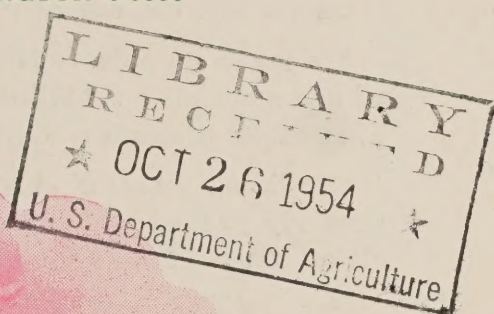
62.63 ac

Orton Plantation Nursery

WINNABOW, NORTH CAROLINA

TELEPHONE: WILMINGTON, COUNTY 5402

NIGHT: WILMINGTON 3-6998



CAMELLIA SASANQUA
SHOWA-NO-SAKAE

1954—FALL
1955—SPRING

Retail Price List

Orton Plantation Nursery

KENNETH M. SPRUNT, General Manager

BUSINESS TERMS

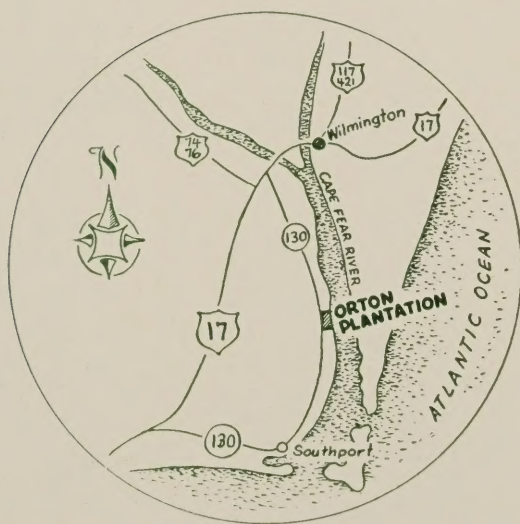
Cash or satisfactory reference must accompany order for immediate shipment. Orders booked for future shipment 25% deposit, balance due upon delivery of plants. **No orders accepted to be crated and shipped for less than \$5.00.** Crating at cost. Checks made payable to Orton Nursery.

Customers are requested to give definite instructions for shipping. In the absence of special instructions we will use our own judgment.

We make no substitutions unless requested. State whether we may substitute if out of stock ordered. This often precludes additional correspondence.

Our liability ceases upon delivery of nursery stock properly packed and accepted by public carrier. All claims must be made within 10 days after receipt.

Our stock is properly grown and dug with a compact root system. It is regularly inspected by North Carolina State Department of Agricultural officials, and is apparently free of injurious insect pests and plant diseases.



A trip to Orton Plantation for north and south bound travelers on U. S. 17 entails only an additional 20 minutes driving.

As we were short in certain varieties we have purchased for resale certain of the plants listed herein. These items were well grown and are healthy. We stand behind them as we do our own stock.

Christmas Boxes

Christmas boxes of Long Leaf Pine boughs and cones, Spanish Moss, Southern Smilax, Magnolia Branches, Yau-pon, Holly and other red berried decoratives when available shipped anywhere east of Mississippi river. These boxes make a most acceptable and timely gift at Christmas.

Medium Box (30x12x4½ in.)\$3.50

Large Box (36x15x6 in.)\$5.00

Postpaid

GARDEN AND CIVIC CLUBS

are invited to avail themselves without charge of a beautiful 16mm sound and color film of Orton Plantation by the well known professional photographer, Mr. Tom Draper, who spent a week at Orton on this undertaking. The gardens are shown in full bloom and additional interest is afforded by views of the ruins of St. Philip's Church and other outstanding spots on the historic Plantation. Harmonious music and voice commentary add their attraction to the brilliance of the color effects and provide eighteen minutes of unusual entertainment. We will be pleased to send this film direct from Orton Plantation if so requested. Any experienced operator with a 16mm. sound projector can show this film.

SPECIAL OFFER

Each visitor to the Nursery who makes a \$10.00 purchase not involving billing, shipment or delivery will be given upon request a free ticket to the Gardens. These tickets are good only on the day of purchase.

CAMELLIA SASANQUA

This species of camellia should be in all collections and gardens. A majority of its buds open before the advent of frost and present a display of color when few other shrubs are in bloom. The blossoms give a showy, lacy effect. All varieties are hardy rapid growers and are adapted for the northern or southern limits of the camellia belt.

GROUP I

APPLE BLOSSOM—Blush pink and white. Single. Rapid grower. 15-18", 18-24".

BLANCHETTE—Pale Pink, single. Compact growth. 18-24", 24-30".

CLEOPATRA—Rose-pink, semi-double. Upright compact growth. Choice. 3 foot specimens.

DAYDREAM—White with pink edges, semi-double. Fast upright growth. Very good. 4 to 5 foot specimens.

HUGH EVANS—Rose-red, single. Upright. Hardy. 15-18", 18-24".

MAIDEN BLUSH—Pale pink, single. Fast compact growth; excellent for screening. Choice 4 to 5 foot specimens.

TANYA—Deep rose, single. Willowy growth. Lovely foliage. Choice 4 to 5 foot specimens.

GROUP II

AGNES O. SOLOMON—Double pale pink. Profuse bloomer. Rapid compact growth. Outstanding. 15-18", 18-24", 3 to 5' specimens.

DAWN—White, fluted petal edges tinted with pink. Very hardy, late. Very popular. 30-36" specimens.

MINE-NO-YUKI—Pure white, double. Best white. 12-15", 15-18", 18-24", 24-30", 30-36".

SANKO NISHIKI—Very large flat semi-double white with pink edged flowers. Very choice. 12-15", 15-18", 24-30", 30-36".

SHISHI GASHIRA—Dark red, double. Slow, compact growth. Excellent variety. 15-18".

SHOWA-NO-SAKAE—Beautiful pink, semi-double to peoniform, very hardy, profuse bloomer. Most outstanding. 12-15", 15-18", 18-24", 30-36", and 4 to 5 foot specimens.

Prices—Own Root—B&B

Group I	Size	Group II
\$.75	12-15"	\$.85
1.50	15-18"	1.75
2.25	18-24"	2.50
3.00	24-30"	3.50
4.00	30-36"	5.00
6.00 to \$8.00	3 to 5 foot specimens	\$7.50 to 12.50

CAMELLIA JAPONICA

STANDARD VARIETIES

Star * indicates those varieties not recommended for coldest climates

D—double, S—semi-double, I—irregular

e—early, m—mid-season, l—late

RED	Sizes Available
Blood of China, I, l	12-15", 15-18", 18-24", 24-30"
C. M. Hovey, D, m	6-12", 12-15"
Derbyana, S, l	12-15"
Glorie de Nantes, S, l	6-12", 12-15"
Imbricata Rubraplena, D, l	12-15", 30-36"
Imperator, I, m	12-15"
Jarvis Red, S, l	12-15", 24-30"
Pearl Harbor, S, l	24-30"
Professor Sargent, I, m	All sizes
Reine des Beantes, D, l	24-30", 30-36"
Sarah Frost, D, l	All sizes
Wall Street Red, D, l	12-15"

WHITE

Alba Plena, *, D, e	18-24"
Alba Superba, S, l	12-15"
Anna Zucchini, *, D, l	12-15"
Leucantha, S, l	24-30"
Purity, D, l	12-15", 2 year grafts 24-30"

PINK

Comte de Paris, I, m	12-15"-15-18"
Elegans, I, m	All sizes
Kumasaka, S, l	12-15", 30-36"
Lallarook, D, l	15-18", 18-24", 24-30"
Orton Pink, D, l	12-15"
Otome, D, ml	24-30"
Pink Perfection, D, ml	All sizes

VARIEGATED

Bella Romana, D, l	12-15", 15-18"
Elizabeth Arden, D, l	12-15", 15-18"
Gaiety, S, l	6-12", 12-15", 15-18", 18-24"
Gigantea, S, l	15-18"
Herme, S, m	12-15", 15-18", 18-24", 24-30"
Lady Vansittart, S, ml	12-15", 24-30"
Latifolia, S, l	12-15", 15-18", 18-24", 24-30"
Look Away, S, ml	1 year grafts 15-18", 18-24"

PRICES—Standard Varieties—B&B

Own Root	
6-12"	\$ 1.00
12-15"	2.00
15-18"	3.00
18-24"	4.00
24-30"	5.00
30-36"	6.00

Grafts	
24-30"	\$ 6.00
Specimens 3 to 5'	\$7.50 to 10.00

CAMELLIA JAPONICA

RARE VARIETIES

Star * indicates those varieties not recommended for coldest climates

D—double, S—semi-double, I—irregular

e—early, m—mid-season, l—late

RED	Sizes Available
Arajishi, I, e.....	12-15"
Annie Gray, S, l.....	12-15"
Adolph Audusson, S, l.....	2 & 3 year grafts 18-24"
Daikagura Red, I, e.....	2 year grafts 15-18", 18-24"
Flame, S, ml.....	2 & 3 year grafts 18-24", 24-30"
H. A. Downing, S, l.....	18-24", 24-30"
Mathotiana, D, ml.....	All sizes
WHITE	
Duchess of Sutherland, S, l.....	12-15"
George B. Barrett, I, e.....	3 to 5 foot specimens
Frizzle White, S, l.....	12-15"
Imura, S, l.....	2 year grafts 18-24"
Joshua Youtz (White Daikagura), I, e.....	1 year grafts 15-18"
K. Sawada*, D, l.....	2 year grafts 15-18"
Il Cygno, D, l.....	1 year grafts 12-15"
Morning Glow*, D, m.....	2 year grafts 15-18", 18-24"
Pierette White, D, l.....	2 year grafts 15-18"
September Morn, I, e.....	15-18", 18-24", 24-30"
Victory White, S, l.....	15-18", 18-24", 24-30"
White Empress, S, e.....	12-15", 15-18", 1 year grafts 15-18", 2 year grafts 30-36"
Elizabeth Boardman, I, l.....	3 year grafts 24-30"
PINK	
Berenice Boddy, S, l.....	1 year grafts 12-15"
Christine Lee, S, l.....	12-15"
Catherine Cathcart, * D, l.....	1 year grafts 12-15"
Debutante, *, I, e.....	All sizes
Dr. Tinsley, S, l.....	1 year grafts 12-15", 15-18"
Eleanor Hagood, *, D, l.....	12-15", 15-18"
High Hat, I, e.....	1 year grafts 12-15"
Lady Clare, S, em.....	All sizes
Magnoliaeflora, S, ml.....	12-15", 15-18", and grafts 12-18"

INDICA AZALEAS

LARGE FLOWERS, FAST, TALL GROWING

Brilliant, Red	8-18"
Coccinea Major, Orange- Red	8-12"
Elegans, Pink	8-24"
Formosa, Rose Purple	8-36"
George L. Tabor, Orchid & White	8-10", 15-24"
Indica Alba, White	8-15"
Magnolia White, White	8-12"
Nash Pink, Pink	8-18"
Judge Soloman, Pink	8-10"
President Clay, Red	8-24"
Pride of Dorking, Crimson	8-24"

Prices

Size	Each	Per 10 or More
8-10"	\$.50	\$.45
10-12"7560
12-15"	1.0085
15-18"	1.50	1.30
18-24"	2.00	1.75
24-30"	2.75	2.50
30-36"	4.00	3.50

KURUME AZALEAS

DWARF, HARDY

Apple Blossom, Pale Pink	6"
Christmas Cheer, Red	10"
Coral Bells, Pink	6", 8", 10"
Flame, Coppery Red	6"
Hinodigiri, Red	6", 8"
Pink Pearl, Light Pink	6", 8", 10", 12"
Salmon Beauty, Light Salmon	6"
Salmon Queen, Salmon Pink	6", 10"

Prices

Size	Each	Per 10 or More
6"	\$.50	\$.45
8"	1.0085
10"	1.50	1.30
12"	2.00	2.00

SPECIAL ITEMS

AMARYLLIS—Giant assorted 3 to 5 bulbs in 1 gallon cans. Guaranteed to bloom. **\$2.00 per can.**

ARDISIA CRISPA—Compact evergreen shrub with thick, dark green foliage and bright red berries in winter and spring. Makes a wonderful decoration indoors in pots. Hardy in eastern North Carolina. Requires shady location. **6" pots—\$1.00.**

BANANA SHRUB (*Michelia fuscata*)—One of the most delightful plants we know. Dark glossy foliage, evergreen, growth compact and rapid, bears profusely small creamy yellow flowers which have the delicious fragrance of ripe bananas. **1 gal. cans, 18"—\$1.00.**

BANKSIA ROSE (Yellow)—This is the lovely Lady Bank's Rose which is well known for its beauty throughout the South. These rapid growing plants are covered in their season with vast numbers of double yellow flowers of rich fragrance. **6" pots—\$1.00, No. 1 grade canned—\$2.00, No. 1½ grade canned—\$1.50.**

BOTTLE BRUSH (*Callistemon*) — Unusual, spready type plant with pointed, narrow leaves. In spring bright red long "bottle-brush"—like flowers are produced. **1 gal. cans 15-18"—\$1.25.**

CHEROKEE ROSE—This is the old favorite White Cherokee Rose which makes such a splash every spring with the Indica Azaleas. Excellent for covering old fences as it is a rapid grower and is evergreen. **6"—\$1.00.**

CHERRY LAUREL (*Laurocerasus caroliniana*)—Upright, rapid tree with shiny foliage. Choice as a shade tree, specimen plant, or hedge. Can be pruned easily. **1 gal. cans, 24" plants—\$1.50.**

CLEYERA JAPONICA—Handsome, very dark green foliage, creamy white fragrant flowers, upright growth to 12 or 15 feet. Excellent for screening or specimen growth. Hardy in eastern North Carolina. **2½ ft. field grown specimens—\$3.00.**

COCUS AUSTRALIS PALM—Beautiful palm with graceful, gray-green fronds. One of the hardiest palms. **18-24" specimens—\$2.50, 24-30" specimens—\$3.50.**

CONFEDERATE JASMINE—Dark shiny leaves, fragrant white star-shaped flowers. A lovely evergreen vine, hardy in eastern North Carolina. **2 year pot grown, heavy—\$1.00.**

SPECIAL ITEMS, Continued

CRAPE MYRTLE (*Lagerstroemia indica*)—This deciduous shrub or small tree grows rapidly when young and bears heavy bouquets of red, pink, white or lavender flowers in summer. Its bark is interesting in Winter, and foliage is bright red in the Fall. **1 gal. cans—pink—\$1.00, red—\$1.50.**

DAPHNE ODORA—Low globular evergreen plant which produces in winter small bouquets of the sweetest fragrance—penetrating every nook of the garden. Very unusual and choice. Variety **MARGINATA** has leaves edged creamy white. **4" pots—\$1.00.**

FEIJOA SELLOWIANA (Mexican Guava)—Compact evergreen shrub with foliage dark green above and gray underneath. Purplish red flowers. Good for foundations and borders. Hardy in eastern North Carolina. **24-30"—\$2.50.**

GARDENIA FLORIDA (Cape Jasmine)—This is the well-known Gardenia of the South. Waxy white, sweet scented flowers and leathery shiny dark foliage. **6" pots—25c, 30-36" specimens—\$2.00, 1 gal. cans—\$1.00.**

GARDENIA RADICANS (Trailing Gardenia)—This is a delightful plant, a miniature gardenia in every respect, with a slightly prostrate growth habit and glossy green foliage. Blooming in May and June, it is very popular. It is an excellent bedding plant and very useful as a border. Highly recommended all over North Carolina and into Virginia. **5" pot grown—50c and 75c.**

GELSEMIUM SEMPERVIRENS (Carolina Yellow Jessamine)—This is the beautiful evergreen vine which each Spring turns the roadsides of eastern Carolina into a bright splash of yellow. It thrives in a wide range of soils and is hardy into eastern Virginia. It is easy to train and is easy to grow. Every fence should have one. **Heavy clumps in 5" pots—\$1.00.**

HYDRANGEA—Large blue (in acid soil) or pink (in alkaline soil) blossoms during late spring and summer. Compact growth, large, bright green foliage, deciduous. **1 gal. cans—\$1.00.**

ILEX CRENATA CONVEXA—Small round cupped leaves, dwarf spreading grower. Perfect for foundation plantings. **15-18" field grown—\$2.75.**

ILEX CRENATA ROTUNDIFOLIA—Similar to *Bullata*, but with slightly larger, flatter, leaves. **15-18" field grown—\$2.75.**

SPECIAL ITEMS, Continued

ILEX CORNUTA BURFORDI—Foliage beautiful dark green, very glossy, oblong with 1 spine at tip. Large bright red berries. It is suggested that spraying with Fruitone when the flowers are open will assure heavy berrying. Very fast growing Holly. 15-18"—\$1.50, 18-24"—\$2.50, 5 gal. can berried—\$5.00.

ILEX OPACA EAST PALATKA—Quite similar to the common American Holly. Leaves practically thornless, extra heavy berry bearer. One of the finest of our trees. 5 gal. cans 6 to 7 feet tall—\$6.50 to \$7.50.

ILEX VOMITORIA (Yaupon)—A native evergreen Holly with small foliage and bright, shiny, red berries produced along the stems and branches. This is a most desirable plant for foundations, border and hedge plantings. 18-24"—\$3.00.

ILLCIUM ANISATUM—Small handsome tree with light evergreen leaves, which when bruised emits a spicy fragrance. 1 gal. cans—15-18"—\$1.00.

INDIAN HAWTHORNE (Raphiolepis indica)—Spreading evergreen plant with round, thick dark green leaves. Bears clusters of pink flowers in spring. Very nice. 1 gal. cans, 15-18"—\$1.25.

JAPANESE BOX (Boxus japonica)—The best box for the sandhills and eastern sections of N. C. and Va. Compact growth, bright shiny green leaves. Choice for borders and edges. 10-12" specimens—\$1.50.

JAPANESE EVERGREEN OAK (Quercus acuta)—Bright glossy green elongated foliage, fast upright growth. This little known tree makes a handsome specimen. 1 gal. cans, 18-24"—\$1.50.

LIGUSTRUM LUCIDUM (Wax-Leaf Ligustrum)—This is the favorite evergreen plant for localities where other plants are difficult to grow or where the garden receives little attention. Makes fast dark green growth. Excellent for background shrub or base planting for large buildings. Field grown. 24-30"—\$1.50, 30-36"—\$2.50.

LOQUAT (Eriobotrya japonica)—Jap. plum. Small tree to 20 feet with heavily serrated leaves 10 to 12 inches long. Flowers in the Fall white in wooly panicles, very fragrant. Frequently bears fruit in eastern North Carolina in late Spring. Hardy. 1 gal. cans, 18-24"—\$1.50, 5 gal. cans, 3-4'—\$4.50.

MAGNOLIA GRANDIFLORA—This is the great Magnolia of the South. Leaves are large—to 10 inches—glossy green with brown fuzz underneath. The white flowers produced in early summer are immense—reaching 12 to 14 inches in diameter, and are followed by large seed pods with brilliant red seeds. Hardy to southern Virginia. 1 gal. cans, 18"—\$1.50, 3 foot field grown, branched—\$4.50.

SPECIAL ITEMS, Continued

MAGNOLIA SOULANGEANA—This deciduous tree has lovely pink and white flowers borne in early Spring before the leaves appear. They prefer full sunlight and are very hardy. 1 gal. cans—\$1.50.

OLEANDER (Nerium)—Evergreen shrub—to 12 feet—long pointed leathery foliage. Bright pink, red or white flowers borne in summer. Does well at seashore. Not hardy far inland in North Carolina. 1 gal. cans—\$1.00.

OSMANTHUS AQUIFOLIUM (Sweet Holly)—This delightful plant has small holly-like foliage and bears sweetly scented small white flowers in Fall. It makes an excellent hedge or specimen in sun or half shade. 15-18"—\$1.50.

OSMANTHUS FRAGRANS (Tea Olive)—One of the outstanding plants of the lower and middle South. Evergreen foliage, small yellowish-white flowers borne throughout the Fall, Winter and well into Spring which have a most delicious fragrance. Prefers a sunny location; in colder sections some shade recommended. 6" pots—75c, 1 gal. cans—\$1.50.

OSMANTHUS FORTUNEI—Attractive evergreen plant with heavily serrated foliage—fragrant flowers. These leaves are better than FRAGRANS but the flowers are not as sweet. 6" pots—\$1.00.

PHOTINIA SERRULATA — Large evergreen shrub with deeply serrated leaves. Hardy. Foliage turns varying shades of red in the fall. 24-30"—\$3.00.

PITTOSPORUM TOBIRA — Popular evergreen shrub with dark shiny green leaves and very compact growth. Flowers in late spring are very fragrant. Excellent for beach plantings. 1 gal. cans, 15-18"—\$1.50. Variety VARIEGATA—Light green leaves with white edges. 1 gal. cans, 12-15"—\$1.50.

PODOCARPUS MAKI (Japanese Yew)—A beautiful evergreen with upright branching limbs; the plants can be pruned so that they take a desired shape, or they may be allowed to grow into small trees. Excellent for hedges, screens or specimen. The narrow leaves are about 2½ inches long and are dark green. 12-15"—\$1.00, 15-18"—\$2.00, 18-24"—\$3.00.

PYRACANTHA FORMOSANA (Red)—We believe this to be the finest of all the Pyracanthas for growing in the middle Atlantic states. For many years we have grown it at Orton, and it has proven desirable in every respect. In the Fall and Winter the plants are laden with large clusters of brilliant red berries; and in Spring the mass of white flowers makes a lovely show. It does not seem to be affected by insect and scale damage. 4-6" pots—50c-75c, 2 year 1 gal. can, 24-30"—\$1.00 and \$1.50.

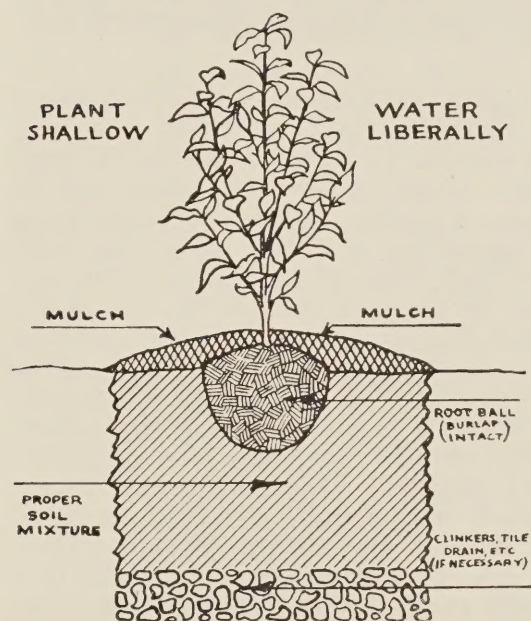
CULTURE OF AZALEAS AND CAMELLIAS

Camellias and azaleas are so nearly alike in their soil requirements, water relations and culture, that information regarding their general culture can be combined.

Azaleas and camellias should be transplanted during their semi-dormant season—ie., that period from the time growth hardens off in November until new growth begins in the Spring, usually April. Plants that have been dug and balled and burlapped during the Winter can be kept "heeled in" in sawdust or peat or light soil and planted into their permanent places much later than they can be dug from the soil and replanted. It is not considered a safe practice to have a nurseryman dig and ship plants to you after new growth has begun.

SOIL

The soil requirements of camellias and Azaleas are much alike. The soil should be well drained, fertile, and acid. During dry weather it is very



important that a thorough watering be given the plants about twice a week. Camellias and azaleas should never be planted where water will stand for even a short period of time.

A good soil mixture for camellias and azaleas is composed of one part well rotted cow manure, two parts woods mold and one part sandy loam. In localities where the soil is naturally fertile and heavy, the mixture can be altered accordingly. A commercial fertilizer should be applied each Spring. There are several special azalea and camellia fertilizers on the market. Most of them are excellent.

Camellias and azaleas will not thrive in soil containing free lime, such as is found around the base of a building where plaster and mortar have fallen. Builders and purchasers of new homes should investigate this aspect. If these materials are present the top soil should be replaced.

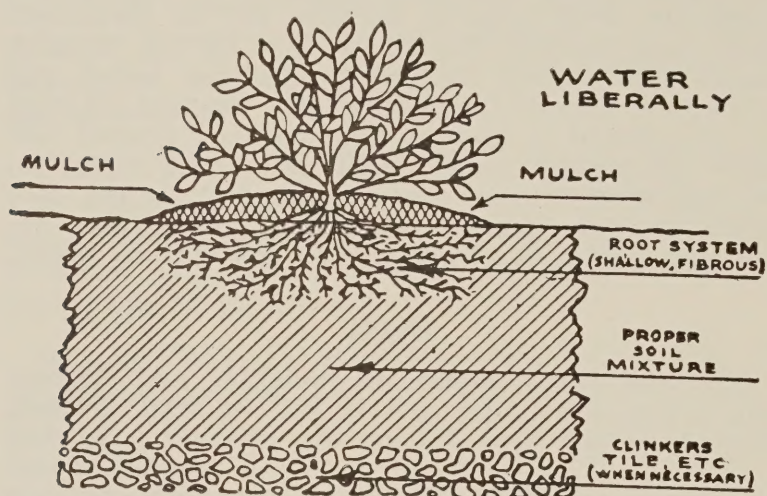
PLANTING

Camellias have been used in all sorts of plantings. They are at their best, however, when used as specimen plants in some pattern of symmetry. Camellias are excellent for portal (or entrance) plantings. They thrive in semi-shade, however, a

CULTURE, Continued

few varieties do well in full sun. We will be glad to advise you regarding varieties for your locality. A spot that is shaded until 10 a. m. is preferred.

The soil should be prepared in advance of receipt of plants. Upon arrival the plants should be set in



the soil as soon as possible. Dig the hole about twice the size of the burlapped ball of roots and soil, and a few inches deeper. Fill with good soil around and under the ball, so as to have the plant set no deeper than it was growing in the nursery. It is preferable to set camellias slightly above the level at which they were growing. It is wise to pack soil in bottom of hole to prevent settling lower. After setting, water well and mulch 4 or 5 inches deep with pine straw, peanut hulls, or oak leaves. This will help conserve moisture as well as control weeds. Planting azaleas differs a great deal from camellias in that they are most often used for base plantings, borders and designs. They do make lovely specimens after they attain age, size and fullness. Azaleas are very shallow and fibrous rooted plants, and consequently are very easily transplanted, if a few important steps are followed. The soil should be well prepared in advance. Spade until soil lumps and trash are eliminated. Make soil fertile with manure and/or cottonseed meal. Plant azaleas very shallow. Water thoroughly as soon as planted. Azaleas, like camellias, prefer semi-shade but all do well in full sun. If possible, it is preferable to plant them in a spot that is shaded until 10 a. m.

AID TO GARDENERS

We will be glad to help you with your azalea and camellia problems. Send us a portion of diseased plants together with any information which you think might be helpful. We will attempt to diagnose the trouble and suggest corrective treatment. Include a self-addressed envelope for our reply. If you are in doubt about your soil, send a sample of about two pounds to your State Dept. of Agriculture for a soil test, and send their findings to us. Their report will enable us to understand your problems better.

A Glimpse at Orton's Interesting History

Orton Plantation was founded in 1725 by "King" Roger Moore, son of Governor James Moore, of South Carolina and grandson of Sir John Yeamans, first Governor and leader of the Lords Proprietors' successful colonization of the Carolinas. Along with Roger Moore came a company of distinguished relatives and friends who established many famous plantations and the Colonial Town of Brunswick where dwelt three Colonial Governors—Johnston, Dobbs and Tryon.

Roger Moore and his family became so active in opposition to the harsh regulations of the British authorities that King George referred to them as "those pestiferous Moores!" George Moore who succeeded his father, was one of the leaders of the armed resistance to the Stamp Act in 1766, which occurred $\frac{1}{2}$ mile distant from Orton and is commemorated by a marble tablet. Orton was purchased from George Moore by his brother-in-law, Richard Quince, who in time sold it to Benjamin Smith, ex-Governor of North Carolina, Aide de Camp to General Washington and famous duellist. The next owner, Dr. Frederick Hill, added a story and the four columns to King Roger's home. He was succeeded by Mr. Thomas Miller, a connection who lived at Orton during the Civil War.

Across the Cape Fear River from Orton stood Fort Fisher guarding the entrance from the sea and for years keeping the all important port of Wilmington open to the swift Confederate Blockade Runners, which supplied General Lee's Army with vital necessities. When in 1865 Fort Fisher fell to overwhelming forces Federal troops bombarded and captured Fort Anderson, (A part of which was the thick walls of St. Philip's Church) at the town of Brunswick. Orton was taken over as a smallpox hospital and thereby escaped the fate of so many other beautiful houses burned by the victors. By this defeat Mr. Miller was bankrupted, and Orton was abandoned to the wilderness until around 1880 when it was bought by Kenneth M. Murchison, Colonel in the Confederate Army. He repaired the house and restored the rice fields, returning Orton once more to activity. At his death in 1906, his Son-in-law, the late James Sprunt, LLD, bought Orton and the present owner is a son, J. Laurence Sprunt.



ORTON HOUSE (1725-1840-1910)

Orton Plantation's beautiful Gardens, magnificent trees and dramatic Colonial history offer the visitor a rare combination of attractions. The exterior of the house, the Wild Fowl Refuge (formerly rice fields) and the broad Cape Fear River afford views seldom equalled in the Carolina Low Country.

Orton Plantation Gardens

Specimen Camellias by the hundred—blooming intermittantly throughout the Winter months . . . Many thousands of Kurume and Indica Azaleas with their dazzling bloom from mid-March into late April . . . Daphne Odora, Japanese Quince, Flowering Peach and Cherry, Yellow Jessamine, Climbing Roses, Daffodils, Iris, Gardenia and many other ornamentals add their charm at various seasons . . . Terraced walk above formal garden with Wild Fowl Refuge and Cape Fear River in background . . . Immense Live Oaks, Cedars, Hollies and Pines abound and black Cypress water reflects foliage and bloom—many birds live here the year around with water fowl in their season.

OPEN DAILY YEAR ROUND

8 A.M. — 5 P.M.