

LIBRARY RECEIVED  
★ FEB 24 1956 ★  
U. S. Department of Agriculture



OUR OFFICE

# 1956 Price List

1882

74th YEAR

1956

## FOREWORD

**W**HILE it is true that considerable importance may be attached to the past performance and reputation of a firm, there is also a great deal to be learned from its attitude regarding the future.

We believe our past is well known, and we are proud of it. It is to the coming years, however, that we direct your attention and toward which we are constantly renewing our aims. "Nothing succeeds like success," and our achievement in the future depends largely on two primary factors—our degree of correctness in planning for future seasons and our ability to supply you, our customers, with the best of fairly priced nursery stock now as you need it.

Nothing worthwhile could be accomplished in either direction without the customer response so many of you have shown in 1954-55. We are sincerely grateful.

# Glen Saint Mary Nurseries Co.

## Glen Saint Mary, Florida

TELEPHONE: Glen Saint Mary No. 186-W



# TERMS OF BUSINESS

## LOCATION

General Office and Nurseries at Glen Saint Mary, Baker County, Florida, on Seaboard Air Line Railway and U. S. No. 90, 30 miles west of Jacksonville. Office and Citrus Nurseries at Winter Haven, Polk County, Florida. The office is not open for business on Sundays, and during the summer we are closed on Saturday afternoon. We recognize most national holidays, such as Fourth of July, Labor Day, Thanksgiving, Christmas, New Year, etc. Visitors who come to the Nursery in disregard of this notice are welcome to look around, but must not expect the help of a salesman or to have plants dug.

## APPLYING PRICES

Orders for five (5), fifty (50), and five hundred (500) plants of one class command the 10, 100, and 1000 rates respectively. Prices herein are for the Retail trade only and cancel all previous lists and catalogs. They are based on current conditions and therefore subject to change without notice.

## CASH

or satisfactory reference must accompany all orders for immediate shipment unless the person ordering has an account. On orders booked in advance of the shipping season, 25 per cent down, with the balance due when the shipping season opens, will be required. Reserve orders are accepted only upon condition that they shall be void should injury befall the stock before shipment, from any cause not under our control. Stock held in our fields on reserve long enough to grow to a larger grade will be billed accordingly at shipping time.

## OUR PRICES

do not include transportation costs. Be sure to state clearly when ordering how you wish shipment made—by Parcel Post, Express, Commercial Truckline or Freight. Lacking this information, we will use our best judgment as to method of forwarding. On orders for shipment by Parcel Post, add 25% to total amount for plants. This will approximate handling and postal charges, and we will bill you for balance, if any, or refund unused difference, as the case may be. Heavy shipments that would be expensive by Express can usually travel *via* Commercial Truckline nearly as quickly as by Express, and for less cost. Please use our order blanks; additional ones will be mailed on request.

## SHIPPING AND PLANTING SEASON

from the middle of November to April for bare-root plants covers the average season, but weather conditions each year govern beginning and ending dates. A "Bare-Root" plant or tree is dug without soil, pruned root and top for planting by the purchaser, and packed for shipment in damp moss or other suitable material. "B&B" means Balled and Burlapped. A Balled and Burlapped plant or tree is dug with soil on the roots, tightly wrapped with burlap and tied securely with twine. Balled and Burlapped materials may be safely moved almost every month of the year.

## GUARANTEE

We guarantee our stock to be well grown, true to name, properly packed, and shipped according to instructions. In no case shall our liability be more than the original invoice value. There shall be no nursery stock sold under a guarantee to live, except with the understanding that, if it dies, it will be replaced *as soon as possible*, at not less than 50% of purchase price. Claims for replacement must be made in writing within thirty days after receipt of plants.

## CLAIMS

If, by any possibility, errors should occur, they will be promptly rectified, if claim is made within 10 days after the receipt of goods. Our responsibility, except as stated above, ceases upon delivery of nursery stock in good condition to public carrier.

---

GLEN SAINT MARY NURSERIES COMPANY

1882

GLEN SAINT MARY, FLORIDA

1956

Main Office and General Nurseries:  
GLEN SAINT MARY, FLORIDA

Citrus Division Office:  
WINTER HAVEN, FLORIDA

# SHRUBS AND HEDGE PLANTS

**ABELIA grandiflora.** One of our very best evergreen shrubs for foundation plantings, corner groups, single specimens, or ornamental hedges. The small leaves are bright glossy green, turning to a beautiful bronze in winter. Its flowers come in early May and the plant is covered with bloom until late autumn.

Bushy			
Bare-root	Each	10	100
12 to 18 in.....	\$0 65	\$6 00	\$55 00
18 to 24 in.....	85	8 00	75 00
2 to 3 ft.....	1 15	11 00	100 00
3 to 4 ft.....	1 75	16 50	155 00
B&B, double above prices			

**ACACIA farnesiana** (Opopanax). A thorny, much-branched shrub that grows to a height of 10 feet. The fragrant yellow flowers come in small clusters. Each

Gal. cans, 5 to 6 ft.....	\$2 25
---------------------------	--------

**ALLAMANDA neriifolia.** Evergreen shrub. Large, dark green leaves. Deep yellow, trumpet-shaped flowers. Each

Qt. cans.....	\$0 50
---------------	--------

**ARDISIA crenulata.** Compact evergreen shrub with thick, dark green foliage and bright red berries in winter. Makes a wonderful decoration indoors in pots, as well as outside where severe cold is not a problem. Each

5-in. pots.....	\$1 50	\$13 50
Gal. cans.....	2 50	22 50

**BERBERIS thunbergi atropurpurea.** The Red Barberry is a very colorful and useful shrub with wine-red foliage and red berries. Although more used in the North, we have found it entirely successful here.

**sargentiana.** Practically the same as *Atropurpurea* in form and growth but foliage bright green all year round. Attractive yellow flowers followed by black fruit.

B&B.	Each	10
8 to 12 in.....	\$1 50	\$14 50
12 to 18 in.....	2 00	19 00
18 to 24 in.....	2 60	24 50
2 to 3 ft.....	3 25	30 00



ABELIA grandiflora

**Buddleia** (Butterfly-Bush). Attractive quick-growing evergreen shrubs producing flowers in terminal racemes somewhat resembling lilacs.

**officinalis.** Flowers lilac-pink in winter. Each

Gal. cans.....	1 25
----------------	------

**BUXUS japonica** (Japanese Boxwood). Beautiful, compact, small-leaved, evergreen shrub for borders, hedges, and foundation plantings. Also excellent as a potted plant.

**harlandi** (Harland Box). This distinctive variety has dark green, elongated leaves, rather square at the ends. It grows thick and round with very little trimming and stands more cold than *B. japonica* but is not quite as rapid in growth as the latter. It is each year becoming more popular as it is better known.

Bed Grown	Each	10
4 to 6 in.....	\$0 40	\$3 50
6 to 8 in.....	55	5 00
8 to 10 in.....	75	7 00
10 to 12 in.....	1 00	9 00

**CALLISTEMON** (Bottle-Brush). In April the plant produces long, red, brush-like flower spikes. The evergreen foliage is narrow and dark green.

Gal. cans, 2 to 3 ft.....	Each 10	\$2 00	\$18 00
Gal. cans, 3 to 4 ft.....	2 75	26 00	

**CASSIA bicapsularis.** Showy legume bearing bright yellow bloom profusely in late summer and fall. Grows to 10 feet; evergreen in temperate climates.

Gal. cans, 18 to 24 in.....	Each 10	\$0 85	\$7 50
Gal. cans, 2 to 3 ft.....	1 25	11 50	

**CESTRUM nocturnum** (Night-blooming Jessamine). A shrub 6 to 9 feet high, adapted to south Florida. The branches are curved and willowy, producing creamy yellow blooms that are fragrant at night

Gal. cans.....	Each 10	\$1 25	\$11 50
----------------	---------	--------	---------




CLEYERA japonica

**CLEYERA japonica.** A fine evergreen shrub with rather thick, glossy leaves and creamy white, fragrant flowers. Berries red in early fall. An upright grower, reaching a height of 10 to 12 feet. Will withstand wet or dry situations with equal ease and seems to have few insect or disease enemies. We recommend it highly for trial as far north as Atlanta inland or Wilmington, North Carolina, on the coast.

B&B	Each	10
12 to 18 in.....	\$2 25	\$21 00
18 to 24 in.....	3 00	28 00
2 to 3 ft.....	4 00	37 50
3 to 4 ft.....	6 00	55 00
4 to 5 ft.....	9 00	85 00
5 to 6 ft.....	12 00	

**COTONEASTER francheti.** A beautiful evergreen completely hardy in the South. Leaves small, silvery beneath and green above. Gracefully drooping in habit, it can well be used where a low-spreading plant is indicated. Flowers white, followed by orange-yellow fruit.

B&B.	Each	10
12 to 18 in.....	\$1 25	\$11 00
18 to 24 in.....	2 00	18 50
2 to 3 ft.....	2 85	27 50
3 to 4 ft.....	4 00	37 50
4 to 5 ft.....	5 25	
5 to 6 ft.....	6 75	
Gal. cans, 12 to 18 in.....	1 25	



BERBERIS Thunbergi

SHRUBS AND HEDGE PLANTS, continued

**CRAPE-MYRTLE** (*Lagerstræmia indica*).

This vigorous, easily grown deciduous shrub or small tree is sometimes called "The Lilac of the South." It bears immense bouquets of bright flowers during the greater part of summer.

**Rose.** Deep old-rose. A favorite.

**Watermelon-pink.** Large bright panicles.

Bare-root.	Each	10
18 to 24 in.....	\$1 00	\$8 50
2 to 3 ft.....	1 35	11 50
3 to 4 ft.....	2 00	17 50
4 to 5 ft.....	2 85	24 00
5 to 7 ft.....	4 55	

B&B, double above prices.

**Standard Watermelon-pink.** (Tree form).

B&B.	Each	
3 to 4 ft.....	\$6 25	
4 to 5 ft.....	9 00	

**William Toovey.** This fine watermelon-red differs from the older type principally in its habit of growth, being compact and low spreading. An excellent variety for hedges and low screens, as well as for specimen use in the landscape plan.

Bare-root	Each	10
12 to 18 in.....	\$0 75	\$6 50
18 to 24 in.....	1 15	10 00
2 to 3 ft.....	1 55	13 50
3 to 4 ft.....	2 25	21 00

B&B, double above prices.

**PURE WHITE CRAPE-MYRTLE.** A distinct improvement over the old-time type, this latest acquisition is a profuse bloomer. Flower heads are larger, and there is no other color in them but white and the yellow of the stamens. Growth habit is stocky, compact and vigorous, thus permitting a choice of either tree-form or shrub, according to preference of grower. Pure White is something special in Crape-Myrtles!

Bare-root.	Each	
12 to 18 in.....	\$1 00	
18 to 24 in.....	1 25	

B&B, double above prices.  
Gal. cans, 12 to 18 in..... 1 50



PURE WHITE CRAPE-MYRTLE

**DURANTA plumieri** (Golden Dewdrop).

An evergreen shrub with green leaves and racemes of lilac flowers, followed by yellow berries that hang on throughout the winter.

**plumieri alba.** Flowers are white instead of lilac.

Each	10
Gal. cans, 12 to 18 in.....	\$1 00 \$9 00
Gal. cans, 18 to 24 in.....	1 50 13 50

**ELÆAGNUS pungens fruitlandi.**

An extremely hardy, fast-growing shrub. The leaves are a good medium green, with silvery undersides. Young foliage is brownish when small. Flowers are inconspicuous, but in fall and winter the fruits are very attractive and edible as well.

B&B. Natural growth.	Each	10
12 to 18 in.....	\$1 50	\$14 00
18 to 24 in.....	2 00	18 50
2 to 3 ft.....	3 00	28 00
3 to 4 ft.....	4 00	37 50
4 to 5 ft.....	5 50	50 00
Gal. cans, 18 to 24 in.....	1 75	
Gal. cans, 2 to 3 ft.....	2 25	


**pungens aureo-maculata.** Has distinctive gold markings which make it conspicuous. Smaller in growth, never reaching the immense proportions of its parent; it retains and accentuates that random growth which distinguishes *Elaeagnus*.

B&B.	Each	10
8 to 12 in.....	\$2 00	\$18 50
12 to 18 in.....	2 50	23 00
18 to 24 in.....	3 50	32 50
2 to 3 ft.....	5 50	50 00

**EURYA japonica.**

A low-growing evergreen having elongated narrow leaves with a well-defined midrib of bright green. Small, greenish white flowers followed by black fruits. The plant presents a fan-shaped aspect from two sides. Stands shade well.

B&B.	Each	10
8 to 12 in.....	\$2 00	\$18 50
12 to 18 in.....	2 50	23 50
18 to 24 in.....	3 25	30 00
Gal. cans, 18 to 24 in.....	2 85	



GARDENIA florida

**FEIJOA sellowiana** (Mexican Guava).

A hardy, compact evergreen shrub with foliage dark green above and gray underneath. Purplish red flowers. Good for foundations and borders.

B&B.	Each	
12 to 18 in.....	\$1 75	
18 to 24 in.....	2 50	
2 to 3 ft.....	3 50	
3 to 4 ft.....	4 50	
Gal. cans, 12 to 18 in.....	1 50	
Gal. cans, 18 to 24 in.....	2 00	

**GARDENIA florida** (Cape Jasmine).

The well-known *Gardenia* of the South. Waxy white, very sweet-scented flowers and leathery, shiny dark foliage distinguish the plant.

B&B.	Each	10
12 to 18 in.....	\$1 25	\$11 50
18 to 24 in.....	1 75	16 00
2 to 3 ft.....	2 50	23 00

**HIBISCUS.** We are now growing *Hibiscus* from cuttings in order to avoid the disappointment that freezing weather can bring. Cutting-grown *Hibiscus* retains its identity even though killed to the ground and is able to "carry on" in an amazingly short time.

**Assorted Varieties.**

Cutting Grown.	Each	
Qt. cans.....	\$0 60	

**Mutabilis** (Cotton-Rose; Confederate Rose). Tree-like tall shrub; flowers opening white or pink, changing to deep red by night. Especially prized in southern gardens.

Each	
10-in. cans.....	\$3 25

**HYDRANGEA hortensis.** Ornamental deciduous shrubs adapted to shady and half-shady locations. The white varieties bloom true to color; the others may be pink or blue depending upon soil and culture. Pink blooms may usually be turned blue by the use of extra acid in the soil and blue varieties changed to pink by sweetening the soil with lime. Valuable as pot-plants indoors or used outside as flowering shrubs. The different varieties cover a long blooming season.

**Engel's White.**  
**Europa.** Salmon-pink.  
**Gertrude Glahn.** Dark rose.  
**Hamburg.** Carmine.  
**Strafford.** Dark pink.

Gal. cans.....	Each	\$1 75
<b>Mixed Varieties</b>		
Gal. cans.....		1 25

SHRUBS AND HEDGE PLANTS, continued



JASMINUM primulinum

**IXORA coccinea.** Evergreen shrub with large leaves and orange-red flowers in clusters. A fine flowering shrub for south Florida.

	Each	
Gal. cans, 8 to 12 in.....	\$1 25	
Gal. cans, 12 to 18 in.....	1 50	

**JASMINUM.** Fine evergreen shrubs with dark green foliage and bright yellow flowers in spring and summer.

**floridum.** A hardy, low-growing variety.

Bare-root.	Each	10
12 to 18 in.....	\$1 00	\$8 50
18 to 24 in.....	1 25	11 00

B&B, double above prices.

**primulinum.** Very graceful, with drooping, arching branches.

Bare-root.	Each	10
12 to 18 in.....	\$0 85	\$8 00
18 to 24 in.....	1 10	10 00
2 to 3 ft.....	1 50	13 50
3 to 4 ft.....	2 00	18 50
4 to 5 ft.....	2 75	25 00

B&B, double above prices.

**Sambac, Grand Duke.** Large, double, white, fragrant flowers. Climbing; shiny dark foliage.

**Sambac, Maid of Orleans.** Semi-double or single white flowers. Very fragrant.

	Each	10
Gal. cans.....	\$1 75	\$16 00

**LANTANA sellowiana (delicatissima).** Beautiful flowering shrubs adapted to Florida. Lilac flowers, freely produced and dark green foliage. Of trailing habit and a rapid grower. Fine for window-boxes, baskets, and as a ground-cover.

	Each	10
Gal. cans.....	\$1 00	\$8 50

**LINDERA benzoin (Benzoin aestivale; Spicebush).** An attractive aromatic shrub, native in Asia and North America. Semi-deciduous in our climate; the leaves usually turn yellow in autumn. Inconspicuous yellowish blooms followed by scarlet fruits. Does best in moist places.

	Each	
Gal. cans, 12 to 18 in.....	\$1 50	

**MAGNOLIA fuscata (Michelia fuscata; Banana Shrub).** A splendid, hardy, broad-leaved evergreen with dark, glossy foliage. The creamy yellow flowers look like miniature bananas and the fragrance is identical. This shrub may be trimmed or left to grow naturally, often reaching a height of 15 to 20 feet.

B&B.	Each	10
12 to 18 in.....	\$2 00	\$18 50
18 to 24 in.....	3 00	27 50
2 to 3 ft.....	4 25	40 00
3 to 4 ft.....	5 75	52 50

Gal. cans, 12 to 18 in.... 1 75

**alba superba.** Similar to Soulangeana, with almost white flowers of larger size. Rounder leaves and a more upright grower.

B&B	Each	
12 to 18 in.....	\$2 50	
18 to 24 in.....	3 50	
2 to 3 ft.....	4 50	

**liliflora (M. purpurea).** This beautiful Chinese Magnolia will grow to a height of 10 feet. The tulip-shaped flowers, opening before the leaves appear, are purple outside and white inside. It is a midseason bloomer.

**liliflora nigra (M. soulangeana nigra).** Very much like Soulangeana except that flowers are longer and of darker color. Midseason bloomer.

**rustica rubra.** Dark red, cup-shaped flower blooming a week or so later than Soulangeana. A very fast grower.

**soulangeana.** Hardy in northern gardens, this fine variety has flowers that are pinky purple on the outside and nearly white within. Usually blooms before foliage appears in spring.

B&B.	Each	
12 to 18 in.....	\$2 00	
18 to 24 in.....	3 00	
2 to 3 ft.....	4 00	
3 to 4 ft.....	5 50	

**stellata (Star Magnolia).** One of the finest of a fine family. Flowers pure white, and there are just enough of the star-shaped petals to make it appear semi-double. The plant is a low, bushy grower and seldom reaches a height of more than 10 feet. Early.

B&B.	Each	
12 to 18 in.....	\$3 00	
Gal. cans, 18 to 24 in.....	3 50	
Gal. cans, 2 to 3 ft.....	4 75	

**MALPIGHIA coccigera.** A very attractive, low-growing, well-branched evergreen shrub, with an abundance of oval, prickly dark green foliage and clusters of small, distinctive white flowers. Both foliage and flowers are shiny and look as if varnished. Well suited to border uses and for individual specimens.

	Each	
Gal. cans.....	\$1 75	



NANDINA domestica


**NANDINA domestica (Heavenly Bamboo).** A shrub of moderate size and rather slow growth. Light green, feathery foliage tipped pink to copper in spring, changing to deep wine in winter. Vivid scarlet berries. Does best in part shade.

B&B.	Each	10
12 to 18 in.....	\$1 50	\$13 50
18 to 24 in.....	2 00	17 50
2 to 3 ft.....	3 00	27 50
3 to 4 ft.....	5 00	45 00

Gal. cans, 12 to 18 in... 1 25


**OLEA fragrans (Sweet or Tea Olive).** Dwarf evergreen. Bright green foliage. Small, white, sweet-scented flowers in winter and spring.

	Each	
Gal. cans, 12 to 18 in.....	\$1 75	
Gal. cans, 18 to 24 in.....	2 25	



MAGNOLIA stellata

SHRUBS AND HEDGE PLANTS, continued



OLEANDER

**OLEANDER** (*Nerium*). Evergreen shrub with brilliant colored flowers. Makes a beautiful flowering hedge. Does well near the seashore.

**Cardinal.** Deep red.

**Mme. Peyre.** Shell-pink.

**Mrs. Roeding.** Salmon.

**Pink.** Double.

**Shell-Pink.** Very dainty.

**White.** Single.

**White.** Double.

**Yellow.** Single.

**Yellow.** Double.

Bare-root.	Each	10	-
18 to 24 in.....	\$1 25	\$11 50	
2 to 3 ft.....	1 50	13 50	
3 to 4 ft.....	2 00	18 50	
4 to 5 ft.....	2 75	25 00	

B&B, double above prices.

<b>Double Yellow</b>	Each	
10-in. cans, 18 to 24 in.....	\$2 50	
10-in. cans, 2 to 3 ft.....	3 00	

**OSMANTHUS fortunei.** Attractive evergreen shrub to 6 feet, somewhat resembling *Olea fragrans*, with spiny-toothed leaves and fragrant creamy yellow flowers. Rather slow grower.

B&B.	Each	10
12 to 18 in.....	\$2 25	\$21 00
18 to 24 in.....	3 25	30 00
2 to 3 ft.....	4 50	42 50

**PHOTINIA glabra.** A very handsome, hardy, evergreen shrub which will grow to a height of approximately 15 feet. The new foliage is wine colored and most attractive. The white flowers are carried in clusters and are followed by round red fruits. Prefers a sunny location in well-drained soil.

**serrulata.** This variety grows to a much greater height than *Glabra* and is a beautiful sight in summer with its dark green serrated leaves and large clusters of white flowers. In winter it is covered with scarlet fruit.

B&B.	Each	10
12 to 18 in.....	\$2 00	\$18 50
18 to 24 in.....	2 65	24 00
2 to 3 ft.....	3 65	34 00
3 to 4 ft.....	4 75	42 50
4 to 5 ft.....	6 75	60 00
5 to 6 ft.....	10 00	
6 to 8 ft.....	15 00	
Gal. cans, 12 to 18 in....	1 50	
Gal. cans, 18 to 24 in....	2 00	

**PITTIOSPORUM tobira.** Hardy. Foliage dark green and shiny. Splendid for foundations and hedges. Can be pruned to any desired shape. Does well in full sun and is one of the finest evergreens for shady places and for seaside planting.

B&B.	Each	10
12 to 18 in.....	\$2 00	\$18 50
18 to 24 in.....	3 00	27 50
2 to 3 ft.....	4 50	42 50
Gal. cans, 12 to 18 in....	1 75	

**PLUMBAGO capensis** (Cape Plumbago). A native of South Africa. The azure-blue flowers of this half-climbing shrub are produced profusely all summer long. Plant is of rapid growth and thickly covered with light green foliage. Thoroughly satisfactory where winters are not too severe.

Each	
Qt. cans.....	\$0 65
Gal. cans.....	1 35

**POMEGRANATE, FLOWERING** (*Punica*). Deciduous shrubs producing beautiful double flowers all summer.

**Double White.**

**Mme. Legrelle.** Pink, marked with crimson veins; very full and double.

Bare-root.	Each	10
18 to 24 in.....	\$1 25	\$11 50
2 to 3 ft.....	1 50	14 00
3 to 4 ft.....	2 00	18 00
B&B, double above prices.		

**PYRACANTHA belli.** Interesting red-fruited type. Growth spready like *Formosana*, and foliage about identical. Berries even larger and well distributed over the plant.

Each	
Gal. cans, 18 to 24 in.....	\$1 50
Gal. cans, 2 to 3 ft.....	1 75

**coccinea lalandi** (Laland Firethorn). Evergreen shrubs with small, narrow leaves. Thorny branches. White flowers; orange-red berries in winter.

Each	
Gal. cans, 18 to 24 in.....	\$1 50

**formosana.** The productiveness of this improved variety is amazing! Fruit is a deep glossy red borne in immense clusters. The growth resembles *Lalandi* but is not so upright.

Each	10	
Gal. cans, 18 to 24 in....	\$1 50	\$14 00
Gal. cans, 2 to 3 ft.....	1 75	16 00

**QUINCE, FLOWERING** (*Cydonia japonica*). We do not hesitate to recommend both the red- and the pink-flowering varieties for vivid and profuse spring color. They have been grown at Glen Saint Mary for several years now with good success. Half deciduous in this section, they seldom attain more than 5 feet in height, with about the same spread. Spiny branches; leaves 2 inches long, coarsely toothed. Flowers average 1 inch in diameter and are orange-scarlet or salmon-pink—two distinct types, so far unnamed here. Both mature yellow fruit.

**Red**

**Pink**

Bare-root.	Each	10
18 to 24 in.....	\$1 35	\$12 50
2 to 3 ft.....	1 85	17 00
B&B, double above prices.	Each	
Gal. cans, 12 to 18 in.....	\$1 00	
Gal. cans, 18 to 24 in.....	1 50	

**RAPHIOLEPIS indica** (Indian Hawthorn). A spreading evergreen shrub of slow growth. Leaves round, thick and dark green. Fragrant, pinkish white flowers in flat clusters. Hardy.

Each	
Gal. cans, 12 to 15 in.....	\$2 25

**japonica.** A handsome, hardy evergreen shrub with leathery, bright green foliage and dense clusters of very fragrant, white flowers in spring. Fine for seashore planting. Rather slow growth.

B&B.	Each	10
12 to 18 in.....	\$2 25	\$21 50
18 to 24 in.....	3 00	28 00
2 to 3 ft.....	3 75	35 00
3 to 4 ft.....	5 00	47 50
4 to 5 ft.....	7 75	70 00

**SEVERINIA buxifolia.** A hardy evergreen with small leaves. Flowers sweet-scented, followed by black berries. A good low-growing shrub or hedge plant.

B&B.	Each	10
8 to 12 in.....	\$1 35	\$12 50
12 to 18 in.....	1 85	17 00
18 to 24 in.....	2 50	22 50
2 to 3 ft.....	3 50	32 50
3 to 4 ft.....	4 75	42 50

Please read

TERMS OF BUSINESS  
before ordering, page 2

Look for our list of Horticultural  
Books on page 29



PYRACANTHA

SHRUBS AND HEDGE PLANTS, continued



TEA PLANT

**SPIRÆA.** Deciduous shrubs, blooming profusely in early spring and very effective when planted in masses, around borders, or in beds.

**cantonensis.** Compact - branching. Flowers pure white.

**cantonensis, double (reevesiana).**

**vanhouttei.** The well-known Bridal Wreath with white flowers in clusters.

Bare-root.	Each	10
12 to 18 in.....	\$0 85	\$8 00
18 to 24 in.....	1 10	10 00
2 to 3 ft.....	1 50	14 00
3 to 4 ft.....	2 00	18 50
4 to 6 ft.....	2 50	22 50

B&B, double above prices.

Gal. cans, 12 to 18 in....	\$1 25
Gal. cans, 18 to 24 in....	1 50

**Anthony Waterer.** A dense, low-growing Spiræa with foliage in various shades of yellow, red and dark green. Flowers pink, produced freely throughout the whole summer in flat-topped bunches.

Gal. cans, 12 to 18 in.....	\$1 75
Gal. cans, 18 to 24 in.....	2 25

**TEA PLANT (*Camellia thea*;** Commercial Tea). May reach 30 feet if not trimmed. Makes rounded, well-shaped shrub with dark green leaves and has small, fragrant, white flowers. Good for moist, shady places; quite hardy, and evergreen in the South.

B&B.	Each	10
12 to 18 in.....	\$1 75	\$16 50
18 to 24 in.....	2 00	18 50
2 to 3 ft.....	3 00	28 00
3 to 4 ft.....	4 50	42 50
4 to 5 ft.....	6 25	60 00

*We are proud of our nursery stock, for it is in first-class condition.*

**VIBURNUM.** The Viburnums offered below are evergreens with white, sweet-scented flowers. They have proved to be desirable garden shrubs for the South.

**odoratissimum.** A vigorous grower often attaining tree-like proportions if not trimmed. Compact habit.

B&B.	Each	10
12 to 18 in.....	\$1 75	\$15 50
18 to 24 in.....	2 35	21 00
2 to 3 ft.....	3 35	31 00
3 to 4 ft.....	4 65	43 00
4 to 5 ft.....	6 00	55 00
Gal. cans, 12 to 18 in....	1 50	14 00

**suspensum.** Low and spreading; free bloomer.

Gal. cans, 8 to 12 in....	Each 10	\$1 25	\$11 50
Gal. cans, 12 to 18 in....	1 75	16 50	

**tinus (Laurestinus).** An evergreen flowering shrub from the Mediterranean region. When full grown the 10-foot bush, covered with creamy white flowers, is a February joy. For specimens or hedges.

Gal. cans, 8 to 12 in.....	Each	\$1 75
Gal. cans, 12 to 18 in.....	2 50	
Gal. cans, 18 to 24 in.....	3 00	

LIGUSTRUM

**Aureo-marginatum.** Strong, upright grower similar to Japonicum but leaves are margined and washed with gold. Attractive and fast growing.

**Japonicum.** A rapid-growing, tall variety having large green leaves, often with reddish margin. White flowers borne in panicles followed by dark blue berries in grape-like clusters. Good where height is desired.

Bare-root.	Each	70
12 to 18 in.....	\$0 70	
18 to 24 in.....	1 00	

Natural Growth, B&B.	Each	10
12 to 18 in.....	\$1 45	\$13 50
18 to 24 in.....	2 00	18 00
2 to 3 ft.....	2 75	25 00
3 to 4 ft.....	3 75	34 50
4 to 5 ft.....	5 00	46 50

**Coriaceum (Dwarf Privet).** A slow-growing, upright narrow variety, with extremely dark green crinkled leaves, creamy white flowers and clusters of blue berries. A valuable plant for situations where a semi-formal shrub is indicated. This variety is also known as *L. japonicum rotundifolium*.

B&B.	Each	10
12 to 18 in.....	\$1 85	\$17 50
18 to 24 in.....	2 50	23 50
2 to 3 ft.....	3 35	31 50
3 to 4 ft.....	4 65	43 00

**Suwannee River.** Plant Patent 1402. The fine new Ligustrum Suwannee River is now being grown by us under contract to Wight Nurseries, its introducer. Suwannee River is a dwarf Privet, particularly adapted to planting around modern low, ranch-type homes. Foliage is a deep, lustrous green, smaller than Wax Ligustrum (our Lucidum) and slightly twisted. The nodes are close together, so that the foliage almost completely hides the woody stems.

Suwannee River has a remarkable resistance, almost immunity, to insects and for this reason alone should prove popular with the average home-owner. Letters from many sections of the country attest to its adaptability, and we expect it to be an excellent addition to the broad-leaved evergreens for the Southeast, Southwest and Pacific Coast.

B&B.	1 to 9	10 to 49	50 up
	Each	Each	Each
12 to 18 in.....	\$3 75	\$3 50	\$3 25
18 to 24 in.....	4 50	4 25	3 95
Not Grafted	1 to 9	10 to 49	
	Each	Each	
Gal cans.....	\$3 50	\$3 00	

**Erecta.** Compact and semi-upright variety having the appearance of a Nobile-Iwata hybrid. While apparently not as hardy as Lucidum, this fine variety has much to recommend it.

**Excelsum superbum.** A very showy sort with brightly variegated green and white leaves. A rapid grower, good for screens and windbreaks.

**Iwata.** An intermediate grower with small, slightly mottled foliage. Ideal for low foundation plantings and hedges.

**Lucidum (Wax-leaf Privet).** Very bushy, with rich dark waxy leaves and panicles of white flowers followed by large bunches of black berries. For foundation plantings, hedges and specimens.

Bare-root.	Each	10
8 to 12 in.....	\$0 75	\$7 00
12 to 18 in.....	1 00	9 50
18 to 24 in.....	1 25	11 50

Natural Growth, B&B.		
12 to 18 in.....	1 75	15 50
18 to 24 in.....	2 35	21 00
2 to 3 ft.....	3 35	31 00
3 to 4 ft.....	4 65	43 00
4 to 5 ft.....	6 00	55 00

**Iwata and Lucidum**

Sheared Specimens, B&B.	Each	10
12 to 18 in.....	\$2 50	\$24 00
18 to 24 in.....	3 25	31 50
2 to 3 ft.....	4 50	42 50
3 to 4 ft.....	6 25	60 00

**Nobile.** Similar to Lucidum, but it is an upright grower. Very desirable for corners and other situations where a taller plant than Lucidum is required.

Bare-root.	Each	10
8 to 12 in.....	\$0 50	\$4 50
12 to 18 in.....	75	7 00
18 to 24 in.....	1 10	9 00

Natural Growth, B&B.		
12 to 18 in.....	1 55	14 50
18 to 24 in.....	2 15	20 00
2 to 3 ft.....	3 15	29 00
3 to 4 ft.....	4 35	41 00
4 to 5 ft.....	5 75	52 50

Our Ligustrums Are Grafted

They may cost a little more at first, but when you consider their freedom from root-knot (nematode) and consequent longer and more vigorous growth in southern Florida and similar situations, the original outlay is well spent. A disease-resistant Privet is used for rootstock.

# HOLLIES (Ilex)

These fine evergreen trees and shrubs are unsurpassed in beauty and in popularity by any of our broad-leaved evergreens. They succeed over a wide range of territory and have been extensively planted in nearly all portions of the United States. Hollies are very desirable at all seasons of the year, but especially so at Christmas when the berries are highly colored and at their best.

All our American Hollies are grafted from the finest selected strains of fruiting trees and are much superior to seedlings. Choose any one offered below; or, better still, order the whole collection, and you will never again be satisfied with ordinary Hollies.

**Croonenberg.** A Greenbrier origination. Upright, rather compact grower with fine dark green foliage of larger than average size and spiny leaves. Berries are a good red and are produced when the trees are still very young.

**Ft. McCoy.** Narrow, very spiny leaves on slender branches distinguish this variety. Berries abundant. May be readily trimmed.

**Howard.** The most popular variety we grow. Foliage very dark and glossy, with some spines; berries red and attractive. Excellent.

**Hume No. 1.** A vigorous grower, spreading in habit, with large, almost spineless leaves. Bears regularly. The fruit is red and of large size.

**Male Holly.** On rare occasions it becomes necessary to use one of these trees bearing strictly staminate flowers to insure berry production on other fruiting Hollies. Ordinarily our grafted trees do not require bloom fertilization from outside, but if necessary, one of the Male trees planted in fairly close proximity will remedy the trouble.

**Savannah.** An attractively upright and rapid grower, this Holly attains true form sooner than most. Foliage abundant, leathery, bright. Berries good size, of fine color. Leaf petioles and branch tips are purple in new growth.

**Taber No. 4.** This very fine strain grows to a great height. It has slightly drooping branches which give it somewhat the effect of a huge fountain. The fruits are bright red and very large.

Bare-root.	Each	10
18 to 24 in.....	\$2 35	\$22 00
2 to 3 ft.....	2 75	26 00
3 to 4 ft.....	3 60	34 00
4 to 5 ft.....	5 00	47 50
5 to 6 ft.....	7 75	72 50
6 to 8 ft.....	12 00	110 00
B&B.		
18 to 24 in.....	4 00	38 50
2 to 3 ft.....	4 75	45 50
3 to 4 ft.....	6 50	62 50
4 to 5 ft.....	9 00	87 50
5 to 6 ft.....	13 00	125 00
6 to 8 ft.....	22 00	210 00
8 to 10 ft.....	38 00	
Specimens, Wire-balled.	Each	
8 to 10 ft.....	\$50 00	
10 to 12 ft.....	67 50	
12 to 14 ft.....	95 00	
14 to 16 ft.....	125 00	

**Croonenberg, Dahoon, East Palatka, Ft. McCoy, Howard and Savannah.**

	Each	
Gal. cans, 12 to 18 in.....	\$2 00	\$2 00
Gal. cans, 18 to 24 in.....	2 50	5 00
Gal. cans, 2 to 3 ft.....	3 00	3 00

**East Palatka.** Foliage light green, of medium size, almost smooth, and resembling Dahoon Holly in appearance. A regular bearer of immense quantities of bright red berries.

Bare-root.	Each	10
18 to 24 in.....	\$2 00	\$18 50
2 to 3 ft.....	2 50	23 50
3 to 4 ft.....	3 25	30 00
4 to 5 ft.....	4 50	42 50
5 to 6 ft.....	6 50	60 00
6 to 8 ft.....	10 00	90 00

B&B.		
18 to 24 in.....	3 75	36 00
2 to 3 ft.....	4 50	43 00
3 to 4 ft.....	5 75	55 00
4 to 5 ft.....	8 00	77 50
5 to 6 ft.....	12 00	115 00
6 to 8 ft.....	18 00	170 00
8 to 10 ft.....	30 00	

**Cornuta (Chinese Holly).** A dwarf, compact Oriental variety with exceptionally dark, shiny foliage. Berries red, large and showy. A striking shrub for foundation plantings, lawn specimens and borders.

**Cornuta burfordi (Chinese Holly).** The foliage is a beautiful dark green and very glossy, oblong and usually smooth except for a sharp tip.

B&B.	Each	10
12 to 18 in.....	\$2 25	\$21 00
18 to 24 in.....	3 25	30 00
2 to 3 ft.....	4 50	42 50
3 to 4 ft.....	6 50	60 00
4 to 5 ft.....	10 50	



ILEX, Howard

<b>Cornuta burfordi</b>	Each
Gal. cans, 12 to 18 in.....	\$2 25
Gal. cans, 18 to 24 in.....	2 75

**Crenata rotundifolia.** Larger leaves than Crenata.

B&B.	Each	10
10 to 12 in.....	\$1 50	\$14 00
12 to 15 in.....	1 75	16 00
15 to 18 in.....	2 25	20 00
18 to 24 in.....	3 00	27 50
24 to 30 in.....	3 85	36 00
30 to 36 in.....	4 85	45 00
Gal. cans, 8 to 12 in.....	1 25	
Gal. cans, 12 to 18 in.....	1 75	

Look for our list of Horticultural Books on page 29.

CONTAINER GROWN PLANTS ARE EASY TO SELECT AND TAKE AWAY WITH YOU—NO DIGGING DELAY




ILEX, rotundifolia and East Palatka



# TREES that give SHADE and SHELTER



**ILEX,**  
*Vomitoria*



## HOLLIES, continued

**Vomitoria** (Yaupon). A native evergreen Holly with small, deep olive-green foliage and bright red berries produced in great profusion all along the branches. This is one of our most desirable shrubs for foundation, border and hedge planting. It may be kept sheared to any shape or size desired, and makes excellent specimens for formal planting.

Natural Growth, B&B.	Each	10
12 to 18 in.....	\$1 85	\$17 50
18 to 24 in.....	2 50	
2 to 3 ft.....	3 25	
3 to 4 ft.....	4 50	
4 to 5 ft.....	6 50	

Sheared, B&B.	Each	10
12 to 18 in.....	\$2 65	\$25 50
18 to 24 in.....	3 35	32 50
2 to 3 ft.....	5 00	47 50
3 to 4 ft.....	7 00	67 50
4 to 5 ft.....	9 50	92 50
5 to 6 ft.....	12 50	120 00

<b>Vomitoria, Grafted.</b>	Each	10
Gal. cans, 12 to 18 in.....	\$1 85	
Gal. cans, 18 to 24 in.....	2 50	

**Rotunda.** An outstanding type attaining an eventual height of around 40 feet. Foliage is shiny, dark green, with smooth margins. The leaf petioles are purplish and brilliant red berries are profusely clustered toward outer ends of slightly down-curved branches. Trees are usually either male or female and should be planted in pairs or groups for best results.

Gal. cans, 18 to 24 in. (male and female) per pair	\$5.00.
Gal. cans, 2 to 3 ft. (male and female) per pair	\$6.50.
10-in. cans, 4 to 5 ft. (male and female) per pair	\$10.00.

**ANISE TREE** (*Illicium anisatum*). A handsome broad-leaved evergreen shrub or small tree of narrow, upright habit, reaching a height of 10 to 12 feet; foliage tends towards light green and blooms are creamy yellow, rather inconspicuous. Not hardy North.


B&B.	Each	10
12 to 18 in.....	\$1 85	\$17 50
18 to 24 in.....	2 75	26 00
2 to 3 ft.....	3 75	35 50
3 to 4 ft.....	5 25	50 00
4 to 5 ft.....	7 75	72 50
10-in. cans, 3 to 4 ft.....	4 25	

**AUSTRALIAN PINE** (*Casuarina Cunninghamiana*). A fine avenue tree that does well near salt water. The branches are jointed, and dense heads of tiny flowers form globular cones.

	Each	10
Qt. cans.....	\$0 50	\$4 50
Gal. cans.....	1 00	9 00

**CAMPHOR TREE** (*Cinnamomum camphora*). A desirable broad-leaved evergreen tree. Thrives well in Florida and along the Gulf Coast. Grows vigorously, with branches close to the ground.

B&B.	Each	10
2 to 3 ft.....	\$2 50	\$23 50
3 to 4 ft.....	3 50	33 00
4 to 5 ft.....	5 00	47 50
5 to 6 ft.....	7 50	



**AUSTRALIAN PINE**

**CHERRY-LAUREL** (*Laurocerasus caroliniana*; Carolina Laurel). A splendid native, broad-leaved evergreen tree with bright, glossy leaves. Unrestricted specimens reach a height of 40 feet or more. They are true shade trees, blooming profusely when grown in this form. The flowers are white and slightly fragrant. Well adapted to shearing and shaping into pyramids, columns, globes, etc., as well as for hedges.

Natural Growth, B&B.	Each	10
18 to 24 in.....	\$2 25	\$21 00
2 to 3 ft.....	3 25	31 00
3 to 4 ft.....	4 50	42 50
4 to 5 ft.....	6 50	62 50
5 to 6 ft.....	8 75	82 50
6 to 8 ft.....	11 75	

**CHINESE ELM** (*Ulmus pumila*). 50 feet. Introduced from China. Rapid grower. Very hardy and disease-resistant.

Bare-root.	Each	10
2 to 3 ft.....	\$0 85	\$7 50
3 to 4 ft.....	1 75	16 00
4 to 5 ft.....	2 25	21 00
5 to 6 ft.....	3 00	27 50
B&B, double above prices.		
Gal. cans, 2 to 3 ft.....	\$1 50	
Gal. cans, 3 to 4 ft.....	2 50	

**CRAB-APPLE** (*Malus angustifolia*). In the spring these shapely trees are covered with pale pink blossoms. They often reach a height of 25 feet. They rival in beauty the Flowering Cherries of Washington fame, and may be used in the Lower South where the Cherries cannot be grown.

	Each	10
Gal. cans, 18 to 24 in.....	\$2 25	\$21 00
Gal. cans, 2 to 3 ft.....	2 75	26 00



**CHERRY-LAUREL**

TREES that give SHADE and SHELTER, continued



WEAVER DOGWOOD

**DOGWOOD** (*Cornus florida*). A small tree or large shrub with a spreading bushy top. Beautiful white flowers are followed by scarlet fruits; fall foliage brilliantly colored.

Bare-root.	Each	10
2 to 3 ft.	\$1 50	\$14 00
3 to 4 ft.	2 25	21 00
4 to 6 ft.	3 25	30 00
6 to 8 ft.	5 00	47 50
B&B.		
2 to 3 ft.	2 75	26 00
3 to 4 ft.	4 25	40 00
4 to 6 ft.	6 25	60 00
6 to 8 ft.	9 00	85 00

**Weaver.** This is a superior variety. Because of unique foliage coloring and formation, Weaver is readily distinguishable from ordinary seedling Dogwoods. Blooms are more numerous and larger, therefore appear whiter. Trees of Weaver reach blooming age more quickly than any Dogwood we have grown heretofore.

Bare-root.	Each
2 to 3 ft.	\$3 00
3 to 4 ft.	4 00
4 to 5 ft.	5 50
5 to 6 ft.	7 50
B&B, double above prices.	
Gal. cans, 12 to 18 in.	3 00
Gal. cans, 18 to 24 in.	4 00

**GORDONIA lasianthus** (Loblolly Bay). A fine native evergreen tree reaching a height of 50 to 60 feet. Leaves large, dark green, shiny. Flowers white, resembling magnolias.

Bare-root.	Each	10
12 to 18 in.	\$1 35	\$12 50
18 to 24 in.	1 75	16 50
2 to 3 ft.	2 25	20 00
B&B, double above prices.		

**LIRIODENDRON tulipifera** (Tulip Tree). Tall, symmetrical shade tree with straight trunk and dark green, unusual-shaped leaves. Flowers like inverted tulips, greenish yellow with orange at base.

Bare-root.	Each
3 to 4 ft.	\$2 00
4 to 6 ft.	3 25
6 to 8 ft.	4 50
B&B, double above prices.	

**LOMBARDY POPLAR** (*Populus nigra italica*). 40 to 50 feet. The well-known Italian variety. A tall, pyramidal, compact and rapid-growing tree. Very desirable where formal effect is wanted.

Bare-root.	Each	10
2 to 3 ft.	\$0 85	\$7 50
3 to 4 ft.	1 75	16 00
4 to 5 ft.	2 25	21 00
5 to 6 ft.	3 00	27 50
6 to 8 ft.	4 00	
8 to 10 ft.	6 50	
B&B, double above prices.		

**MAGNOLIA grandiflora.** The great Bull Bay is the South's finest native evergreen tree; forest specimens often reach a height of 80 feet. The trees are roughly pyramidal in form with heavy leaves 5 to 8 inches long, glossy dark green above, and covered with soft brown felt beneath. The picture made by one of these magnificent trees in the sunlight, is one of which any home-owner may be justly proud. The flowers, which are produced over a period of two to three months in summer, are great waxy, creamy white saucers, 7 to 8 inches across, each bloom with a mass of yellow stamens and giving out a delightful fragrance. Its flowers are followed by large pods covered with brilliant red seeds. Years ago we found that there was a great variation in seedlings, so we selected the most perfect types and grafted from them. In this way we have built up a strain, which we have named Saint Mary, that is superior to the wild trees and, we believe, to any stock in commerce anywhere. Our trees are uniform in size, shape, foliage and flowers, making them especially desirable for street planting.

**grandiflora, Saint Mary.**

Bare-root.	Each
18 to 24 in.	\$2 75
2 to 3 ft.	3 75
B&B.	
18 to 24 in.	5 25
2 to 3 ft.	7 25



MAGNOLIA grandiflora

**Magnolia grandiflora seedlings.**

Bare-root.	Each	10
2 to 3 ft.	\$2 75	\$26 00
3 to 4 ft.	3 75	36 00
4 to 5 ft.	5 00	47 50
B&B.		
2 to 3 ft.	4 50	43 50
3 to 4 ft.	6 00	57 50
4 to 5 ft.	8 50	82 50
Gal. cans, 12 to 18 in.	1 50	

**MAPLE, Scarlet** (*Acer rubrum*). Hardy, deciduous tree growing to large size. Leaves light green above, white beneath, changing to scarlet and gold in autumn.

Bare-root.	Each
2 to 3 ft.	\$1 75
3 to 4 ft.	2 25
4 to 6 ft.	3 00
6 to 8 ft.	4 25
8 to 10 ft.	6 75

B&B, double above prices.  
Gal. cans, 3 to 4 ft. 2 50

**Silver** (*A. dasycarpum*). This handsome tree may attain 150 feet. Leaves deeply lobed and silvery white beneath, to 6 inches across. Like most Maples it is a fast grower. Deciduous.

Bare-root.	Each
3 to 4 ft.	\$2 00
4 to 6 ft.	2 75
6 to 8 ft.	3 75
8 to 10 ft.	5 50

B&B, double above prices.  
Gal. cans, 3 to 4 ft. 2 25

**MIMOSA TREE** (*Albizzia julibrissin*). Deciduous spreading tree with finely divided, dark green leaves. Large clusters of pink flowers in summer.

Bare-root.	Each
2 to 3 ft.	\$1 00
3 to 4 ft.	1 50
4 to 5 ft.	2 00

B&B, double above prices.  
Gal. cans, 3 to 4 ft. 1 50

OAK (*Quercus*)

**Basket Oak** (*Quercus prinus*). Often attains 100 feet. Leaves deciduous, to 7 inches long, coarsely toothed, shiny bright green above and grayish pubescent beneath. The acorns are over an inch in length. A relatively fast grower.

**Live Oak** (*Q. virginiana*). Famous both as landmarks of southern history and for their majestic beauty. A long-lived and slow growing variety, this evergreen tree reaches 60 feet in height and spread. The shining dark green leaves are elliptic to oblong.

**Water Oak** (*Q. aquatica*; *Q. nigra*). A tall and fast-growing Oak—to 80 feet. Nearly evergreen in our climate. Bluish green leaves about 3 inches long.

Bare-root.	Each
2 to 3 ft.	\$1 50
3 to 4 ft.	2 00
4 to 6 ft.	3 75
6 to 8 ft.	5 75
8 to 10 ft.	9 75

B&B, double above prices.

### TREES that give SHADE and SHELTER, continued

**PARKINSONIA aculeata** (Jerusalem Thorn). An interesting thorny small tree, which may reach a height of 30 feet. The fragrant yellow flowers are borne in loose racemes, followed by 5-inch seed pods.

	Each
Gal. cans, 18 to 24 in.....	\$2 00
Gal. cans, 2 to 3 ft.....	2 75

**PEACH, FLOWERING, Helen Borchers.**

Double-flowered variety. The clear pink flowers average over 2 inches across; petals are ruffled and incurved. When cut for use in the home, the blooms hold up unusually well. The tree is a vigorous grower, particularly when planted on medium to heavy lands. When these are not available, a mulch of straw or leaves will help achieve the same purpose.

	Each
Bare-root.....	\$2 00
2 to 3 ft.....	2 50
4 to 5 ft.....	3 25
5 to 6 ft.....	4 25
B&B, double above prices.	

**PLUM, FLOWERING.** Small, deciduous tree, producing a gorgeous mass of double, pink, sweet-scented flowers in winter before the leaves appear. Very striking.

	Each
Bare-root.....	\$2 00
2 to 3 ft.....	2 50
3 to 4 ft.....	3 25
4 to 5 ft.....	3 25
B&B, double above prices.	

**PLANETREE or SYCAMORE, American** (*Platanus occidentalis*). Growing to 150 feet, this handsome tree with its big leaves and scaly whitish bark is a familiar sight.

	Each
Bare-root.....	\$1 75
3 to 4 ft.....	2 25
4 to 5 ft.....	2 25
5 to 6 ft.....	3 00
B&B, double above prices.	
Gal. cans, 3 to 4 ft.....	2 25
Gal. cans, 4 to 5 ft.....	2 50

**REDBUD** (*Cercis canadensis*). The American Redbud or Judas Tree is a small, nicely shaped, deciduous tree with rounded leaves and produces an abundance of rosy pink flowers in early spring. As the blooms appear before the foliage, a Redbud in full flower is a lovely picture.

**chinensis.** An Asiatic Redbud with purplish pink flowers. Individual blooms, often measuring  $\frac{3}{4}$  inch in length, are borne in heavy clusters along the branches. Ultimate height is said to be around 50 feet and the rate of growth is somewhat faster than that of *Canadensis*. The foliage and general appearance of the tree is very similar to that popular and well-known type.

	Each	10
Bare-root.....	\$1 50	\$14 00
2 to 3 ft.....	2 25	21 00
3 to 4 ft.....	3 25	30 00
4 to 6 ft.....	5 00	47 50
6 to 8 ft.....	5 00	47 50
B&B, double above prices.		



REDBUD

**SWEET GUM** (*Liquidambar styraciflua*). Rapid-growing, deciduous tree. Leaves bright green, changing to brilliant shades of red and crimson in autumn.

	Each	10
Bare-root.....	\$2 15	\$20 00
3 to 4 ft.....	3 00	28 00
4 to 6 ft.....	4 50	42 50
6 to 8 ft.....	6 50	62 50
8 to 10 ft.....	9 50	
10 to 12 ft.....		
B&B, double above prices.		

## CONIFEROUS EVERGREENS

These are classified as Thujas by botanists and are also listed as Biotas. Most of those used in the South belong to the species *Thuja orientalis*. They are beautiful shrubs of compact, symmetrical growth, especially suited for formal gardening when used alone or for mass and foundation plantings when combined with other shrubs. The Thujas are hardy and thrive on any moderately good soil.

### ARBORVITAE

**Aurea conspicua** (*Thuja orientalis*). Deep yellow to golden often varying to green. Tall, compact, upright.

	Each	10
B&B.	\$1 10	\$10 00
8 to 12 in.....	1 45	13 50
12 to 18 in.....	2 00	18 50
18 to 24 in.....	3 00	27 50
2 to 3 ft.....	4 50	42 50
3 to 4 ft.....		

**Aurea nana** (*T. orientalis*). Compact, rounded head and handsome greenish golden foliage.

	Each	10
B&B.	\$1 50	\$14 00
8 to 12 in.....	1 85	17 50
12 to 18 in.....	2 75	25 00
18 to 24 in.....	3 75	35 00
2 to 3 ft.....		

**Pyramidalis** (*T. orientalis*). Compact, pyramidal to 15 feet. Bright green, and holds its color well.

	Each	10
B&B.	\$1 25	\$11 50
12 to 18 in.....	1 75	16 00
18 to 24 in.....	3 00	28 50
2 to 3 ft.....	4 00	37 50
3 to 4 ft.....	5 75	55 00
4 to 5 ft.....	7 50	70 00
5 to 6 ft.....		

**CEPHALOTAXUS harringtonia.** A dwarf evergreen for use in rock-gardens, pools and in shaded borders. Its spiny leaves are about 1 inch long and cluster around the stems.

	Each	10
Gal. cans, 8 to 12 in.....	\$1 85	\$17 50
Gal. cans, 12 to 18 in.....	2 50	24 00

**CUPRESSUS lusitanica glauca.** A magnificently spreading evergreen with slightly pendulous branches, often attaining 40 to 50 feet in height. Its soft blue-green coloring is distinctive and pleasing.

	Each
Gal. cans, 18 to 24 in.....	\$2 75
Gal. cans, 2 to 3 ft.....	3 75

**CEDRUS deodara** (Indian Cedar). Of pyramidal form, reaching large size. Beautiful bluish green. Well adapted to the Southern States. It takes the place of Colorado Blue Spruce in southern plantings, is more open and graceful but similar in coloring. It should be planted only on well-drained soils.

	Each	10
B&B.	\$3 00	\$28 50
18 to 24 in.....	5 00	47 50
2 to 3 ft.....	7 00	67 50
3 to 4 ft.....	9 50	90 00
4 to 5 ft.....	12 50	
5 to 6 ft.....		



CEDRUS deodara

CONIFEROUS EVERGREENS, continued

JUNIPERUS

This group of conifers is represented in southern gardens by many beautiful varieties. They are particularly well adapted to our soil and climatic conditions and are always dependable.



PFITZER'S JUNIPER

**Chinensis pfitzeriana** (Pfitzer's Juniper). Forms a low, flat, wide-spreading head of bluish green foliage. Very interesting and beautiful; highly resistant to drought.

B&B.	Each	10	
12 to 18-in. spread.....	\$2 25	\$20 00	
18 to 24-in. spread.....	3 25	30 00	
2 to 3-ft. spread.....	4 25	40 00	
3 to 4-ft. spread.....	5 75	52 50	
4 to 5-ft. spread.....	8 00	70 00	



JUNIPERUS japonica sylvestris

**Communis depressa plumosa** (Andorra Juniper). A dwarf variety also known as *J. horizontalis plumosa*. Spring foliage is silvery green, turning to a silvery purple or pinkish shade in the fall. It does not grow as close to the ground as some of the creeping forms, but lifts its branches 15 to 18 inches. Good for foundation plantings, for terraces and for rock gardens. It thrives best in an open, sunny, well-drained location.

B&B.	Each	10	
12 to 18 in.....	\$2 00	\$18 50	
18 to 24 in.....	2 75	25 00	

**Conferta** (Shore Juniper). Spreading, prostrate Juniper with light green foliage, rather feathery; will not turn brown in winter.

B&B.	Each	10	
12 to 18-in. spread.....	\$1 85	\$17 00	
18 to 24-in. spread.....	2 50	23 50	
2 to 3-ft. spread.....	3 25	30 00	
3 to 4-ft. spread.....	4 50		

**Excelsa stricta** (Greek Juniper). A dwarf, narrow, compact, upright Juniper that does well under widely different conditions. Pleasing grayish green color. Fine for foundation work.

B&B.	Each	10	
2 to 3 ft.....	\$4 75	\$45 00	
3 to 4 ft.....	6 75	62 50	

**Japonica sylvestris** (Japanese Juniper). Grows well in the Lower South. The needle-shaped leaves are steel color and the smaller, scale-like ones are dark green. Narrow and upright.

Natural Growth, B&B.	Each	10	
2 to 3 ft.....	\$2 50	\$23 00	
3 to 4 ft.....	3 50	32 50	
4 to 5 ft.....	4 50	40 00	
5 to 6 ft.....	6 00	55 00	
6 to 8 ft.....	7 75	70 00	
Semi-Sheared, B&B.			
18 to 24 in.....	2 50	23 50	
2 to 3 ft.....	3 50	33 00	
3 to 4 ft.....	4 50	42 50	
4 to 5 ft.....	6 00	55 00	
5 to 6 ft.....	7 75	70 00	
6 to 8 ft.....	9 75	87 50	
8 to 10 ft.....	11 00	100 00	

**Sabina Von Ehron** (Von Ehron Juniper). A horticultural variety of the Savin Juniper. It grows very rapidly, and has a more open appearance. The branches are heavily covered with needles of deep rich green.

B&B.	Each	10	
18 to 24 in.....	\$2 50	\$23 00	
2 to 3 ft.....	3 50	32 50	
3 to 4 ft.....	4 50	40 00	
4 to 5 ft.....	6 00	55 00	
5 to 6 ft.....	7 75	70 00	

**Virginiana** (Red Cedar). A tree with a dark green head and spreading or upright branches. It grows rapidly either in full sun or in partial shade.

B&B.	Each		
18 to 24 in.....	\$3 10		
2 to 3 ft.....	3 75		
3 to 4 ft.....	4 75		
4 to 5 ft.....	6 00		
5 to 6 ft.....	8 00		
6 to 8 ft.....	10 75		
Wire-balled,			
6 to 8 ft.....	18 00		
8 to 10 ft.....	30 00		

**Virginiana glauca**. A beautiful upright type that naturally tends to rather close but somewhat irregular pyramidal shape. Blue-gray. Takes trimming well. Grafted, B&B.

Each	
18 to 24 in.....	\$4 25
2 to 3 ft.....	5 25
3 to 4 ft.....	6 50
4 to 5 ft.....	8 50
5 to 6 ft.....	12 00

PODOCARPUS

**Macrophylla (longifolia)**. A beautiful upright evergreen tree that may reach a height of 40 feet. The leaves, to 4 inches long, are narrow, glossy dark green, and paler beneath.

Bushy, trimmed plants.	
B&B.	Each
12 to 18 in.....	\$2 25
18 to 24 in.....	3 00
2 to 3 ft.....	4 00
Natural Growth, B&B.	
12 to 18 in.....	1 50
18 to 24 in.....	2 00
2 to 3 ft.....	2 75

**Macrophylla maki** (Japanese Yew). A variation of *P. macrophylla* having smaller, darker leaves and usually a more shrubby habit of growth. Excellent for hedges, screens, specimens, or for the shrubby border.

Bushy, trimmed plants.	
B&B.	Each
12 to 18 in.....	\$2 50
18 to 24 in.....	3 50
Gal. cans, 12 to 18 in.....	1 75
Natural Growth, B&B.	
12 to 18 in.....	1 75
18 to 24 in.....	2 25
2 to 3 ft.....	3 25

**Nagi**. The most striking of the Podocarpus family in appearance, this shapely tree may attain 90 feet. Leaves shiny dark green above, paler beneath and sharp pointed to 3 inches lanceolate.

Natural Growth, B&B.	Each
2 to 3 ft.....	\$4 50
3 to 4 ft.....	6 00
4 to 5 ft.....	8 25
5 to 6 ft.....	12 00
10-in. cans, 2 to 3 ft.....	4 25



PODOCARPUS

**CONIFEROUS EVERGREENS, continued**

**RETINOSPORA**

Botanists know these by the generic name *Chamaecyparis*. Those commonly found in southern gardens are mostly varieties of *C. pisifera*. Their forms and shades are many and varied. A number of lovely varieties are adapted to southern conditions.

**Obtusa crispis.** A dwarf evergreen rarely reaching more than 3 feet in height. The drooping branchlets are frond-like, with curled foliage of a light golden yellow.

Grafted. Each Gal. cans, 12 to 18 in. . . . . \$2 00

**Obtusa ericoides.** This is a beautiful conifer, dense and compact in growth. An upright grower that may be pruned in very narrow, columnar shape. The foliage is a dark bluish green. Not particular as to soil.

B&B. Each 10  
12 to 18 in. . . . . \$1 35 \$12 50  
18 to 24 in. . . . . 1 75 16 00  
2 to 3 ft. . . . . 2 75 25 00  
3 to 4 ft. . . . . 3 75 35 00

**Pisifera aurea.** A showy evergreen of dense growth; new shoots of a rich gold color. Dwarf.

B&B. Each 10  
8 to 12 in. . . . . \$1 00 \$8 50  
12 to 18 in. . . . . 1 25 11 00  
18 to 24 in. . . . . 1 75 15 00  
2 to 3 ft. . . . . 2 75 25 00

**Pisifera squarrosa veitchi.** A rapid-growing variety with silvery blue foliage. It is a handsome, distinct conifer, reaching a height of 15 to 20 feet, and shears well.

B&B. Each  
12 to 18 in. . . . . \$1 50  
18 to 24 in. . . . . 2 00  
2 to 3 ft. . . . . 2 75  
3 to 4 ft. . . . . 3 75  
4 to 5 ft. . . . . 5 00  
5 to 6 ft. . . . . 7 00  
6 to 8 ft. . . . . 9 00  
8 to 10 ft. . . . . 12 00

**ORNAMENTAL AND LAWN GRASSES**



LAWN

**ST. AUGUSTINE BITTER BLUE STEM GRASS (*Stenotaphrum*).**

Bitter Blue St. Augustine is one of our better lawn grasses, if not the best, for certain locations. Shaded lawns, coastal lawns or those subject to salt sprays, moist to wet soils, and those too alkaline for Centipede will support good Bitter Blue. Responds best to mowing at about 2 inches. Too close cutting of this grass is harmful. A much-improved type, stronger growing, tougher, and extremely resistant to chinch-bugs. Throughout the year it seems to keep its color better than most southern grasses, will stand more dry weather, and is equally at home in sun or shade. One bushel will plant about 900 square feet of lawn if the grass is set a foot apart each way, or 450 square feet if spaced 1 foot by 6 inches.

Each Bu. . . . . \$3 00  
In lots of 5 bu. and up. . . . . 2 75

**CENTIPEDE GRASS (*Eremochloa ophiuroides*).**

Centipede is one of the best lawn and pasture grasses for the South. Spreads by surface runners and is excellent for sunny lawns, both dry and moist soils. Centipede does not thrive under alkaline or excessive lime conditions and should not be fertilized at excessive rates. High fertilization causes a heavy mat of grass with roots out of the soil and makes it susceptible to drought and disease. Close mowing at less than 2 inches is recommended. Will set about 1200 square feet per bushel when set 1 foot apart each way.

Each Bu. . . . . \$2 50  
In lots of 5 bu. and up. . . . . 2 25

**PAMPAS GRASS (*Cortaderia argentea*).**

Fine, handsome clumps 6 to 8 feet high. Very ornamental for screens and specimens.

Each Small clumps. . . . . \$1 60  
Medium clumps. . . . . 2 15  
Large clumps. . . . . 3 00

**PALMS AND CYCADS**

**COCOS australis.** A beautiful Palm of vigorous growth, with grayish green, curved leaves. A very hardy sort, and one of the finest Palms for the Gulf Coast country.

B&B. Each 10  
1 1/2 to 2 ft. . . . . \$2 50 \$23 50  
2 to 3 ft. . . . . 3 50 32 50  
5 to 6 ft. . . . . 15 00  
6 to 8 ft. . . . . 27 00  
8 to 10 ft. . . . . 47 00

**LIVISTONA chinensis (Chinese Fan-Palm).**

One of the easiest of Palms to grow either indoors or out, wherever adapted. Grows 20 to 30 feet on stout, obscurely ringed trunk. Handsome fan-like leaves form a dense crown with the lower leaves declined or hanging.

Each Gal. cans, 18 to 24 in. . . . . \$3 00

**SABAL PALM.**

The beautiful native Palm of the South, commonly called "Cabbage Palmetto." It has a large head of fan-shaped leaves crowning a straight trunk 20 to 40 feet tall. Good for seaside planting, for it does not object to salt water. Should be more widely used. One of the hardiest Palms.

B&B. Each 10  
2 to 3 ft. . . . . \$3 50 \$32 50  
3 to 4 ft. . . . . 4 50 42 50  
4 to 5 ft. . . . . 7 25 67 50  
5 to 6 ft. . . . . 12 50 115 00  
6 to 8 ft. . . . . 20 00  
8 to 10 ft. . . . . 36 00  
10 to 12 ft. . . . . 55 00  
Wire-balled.  
6 to 8 ft. . . . . 28 50  
8 to 10 ft. . . . . 46 00  
10 to 12 ft. . . . . 70 00

Buy a live Christmas tree and plant after Yule season.



PALM

GLEN SAINT MARY NURSERIES HAVE THE BEST SELECTION OF FRUITS AND NUTS TO CHOOSE FROM FOR YOUR YARD

# INDIAN AZALEAS

*Azalea indica*

The Indian Azaleas are evergreen shrubs with large, single or double flowers that sometimes measure 4 inches across. Some are slow-growing, practically dwarf, while others grow rapidly into large shrubs. Colors are varied and very beautiful.



AZALEA, George Lindley Taber

## RED and DEEP PINK

**Brilliant.** Early to midseason. Compact, bushy plants with small leaves. Free bloomer, bearing flowers of deep rose-pink.

**Southern Charm.** A sport of Formosa in clear rose-red. The flowers are large and blooming time is about the same as its parent; midseason. Strong grower with good dark green foliage.

## SALMON

**Lawsal.** Midseason. Hardy, rather bushy. One of the best.

## LAVENDER

**Formosa.** Midseason. Very large flowers of lavender-lilac. Hardy, easy to grow.

## LIGHT PINK

**Elegans.** Early. A fast grower of rather open habit. Free flowering and easy to grow. Flowers of medium size.

**Elegans Superba (Pride of Mobile).** Midseason. Similar to Elegans but more compact in growth. Flowers are larger and brighter pink.

**George Franc.** Early. Hardy and bushy. Bears large flowers in profusion.

**Macrantha.** Very late. A hardy summer-blooming type. Bushy, compact grower. Single.

**Macrantha, Double Pink.** Late. Beautiful clear pink blooms with two or three layers of petals. Good compact grower.

## ORANGE

**Macrantha.** Very late. Hardy, summer blooming bushy type; good foliage. Medium-sized flowers.

**President Clay.** Early. Tall, open grower; free flowering. Medium-sized blooms.

## VARIEGATED

**George Lindley Taber.** Our own origination, named for our founder. Soft lavender-pink, faintly streaked darker pink and mottled cerise. Slightly fragrant. A rapid grower, resistant to cold. Usually blooms here in March.

## WHITE

**Fielder's White.** Early. Large, pure white flowers. Strong, upright grower; free blooming.

**New White.** Early. A bushy grower with deeper green foliage than Fielder's and smaller flowers.

B&B.	Each	10
8 to 12 in.....	\$1 00	\$9 00
12 to 18 in.....	1 35	12 50
18 to 24 in.....	2 00	18 50
2 to 3 ft.....	3 25	30 00
3 to 4 ft.....	5 00	45 00
4 to 5 ft.....	7 25	67 50
5 to 6 ft.....	11 25	102 50

Order your Kurumes early. They are becoming scarce.

# KURUME AZALEAS

Shade grown. Though of rather slow growth, Kurume Azaleas make good-sized specimens, and their compact form makes them the equal of other evergreen shrubs even when not in flower. Very small plants will bloom, and each season as they increase in size they increase in beauty.

## RED AND DEEP PINK

**Christmas Cheer.** Midseason. Hose-in-hose flowers of Christmas red. Compact, hardy.

**Hexe.** Midseason. Hose-in-hose blooms of deep red. Low, dense growth.

**Hinodegiri.** This is one of the most brilliant of all the dwarf Azaleas and is a profuse bloomer over a long period. It is a shapely plant, with round, evergreen foliage. Makes a fine pot-plant or an ideal low hedge.

## LIGHT PINK

**Apple Blossom.** Late. Flowers a beautiful shade of pink, resembling apple blossoms, with lighter shadings toward the centers. Foliage glossy green. A compact grower; hardy.


**Coral Bells.** Midseason. Dainty shell-pink, deeper in the center. Hose-in-hose type. Profuse blooms.

**Sweetheart Supreme.** (Pericat type.) The medium-sized, blush-pink, hose-in-hose flowers resemble a Sweetheart rose. An excellent grower of compact habit, with dark green foliage.

## WHITE

**Snow.** Midseason. Very free flowering. Pure snow-white; hose-in-hose type. Compact foliage of glossy green color.

B&B.	Each	10
8 to 12 in.....	\$1 75	\$16 50
12 to 18 in.....	2 75	26 00
18 to 24 in.....	4 50	42 50



KURUME AZALEA

# CAMELLIAS

GS. refers to French importations from Guichard Sisters, Nantes, France.



CAMELLIA Alba Plena



CAMELLIA Mathotiana

## CAMELLIAS, Class A

**Adolphe Audusson.** (GS.) A very large, semi-double flower of deep red with distinctly darker veins. The long yellow stamens are in a cluster in the center and occasionally there are a few petaloids. The dark green leaves are thick, with serrated margins.

**Alba Plena.** Full double, very regularly shaped, wax-like pure white. Early.

**Fred Sander.** Flower deep red, occasionally spotted with white. Quite unusual and very desirable.

**Gigantea.** (GS.) A spreading plant with enormous leaves. The large peony-form flowers are deep red, splotted with white.

**Il Tramonto.** (GS.) Very large, full double flowers with long, rather narrow petals of a beautiful soft rosy pink, marbled white. A very lovely variety.

**Lady Clare (Empress).** Large, semi-double, rose-shaped flowers of crepe-like texture; prominent stamens. Hardy; vigorous.

**Lady Mildred.** Large, semi-double flowers with pink filaments. This seedling was selected at Glen Saint Mary Nurseries.

**Mathotiana.** An enormous, full, rose-formed flower with deep rose-red petals that take on a violet tint as the flower matures, and when fully open, a few stamens show. A vigorous grower with good green foliage. One of the finest of the red Camellias.

**Mathotiana Rosea.** (GS.) Very large, rose-shaped flower of a beautiful shade of pink—a perfect Mathotiana type.

**Valtevedo.** (GS.) A very fine variety. The flower is full double and perfectly symmetrical. Cup-shaped, with pale pink center petals shading to a deeper rose on the outer petals. A strong grower with very fine foliage.

**William S. Hastie (Colonel Firey).** A truly magnificent flower of deepest red, very large and full double, with many rows of petals. Good foliage and a late bloomer.

B.&B.	Each
8 to 12 in.....	\$1 85
12 to 18 in.....	2 65
18 to 24 in.....	4 25
2 to 3 ft.....	6 45
3 to 4 ft.....	8 85
4 to 5 ft.....	12 00
5 to 6 ft.....	16 00
6 to 8 ft.....	23 00

*On special occasions — holidays, birthdays or just any time—give plants as growing remembrances.*

*We ship anywhere in the United States and some foreign countries.*



CAMELLIA Gigantea

We specialize in Mathotianas and have hundreds of beautiful plants in various sizes. This variety has stood the test of time and is still one of the most satisfactory Camellias in its class.

## CAMELLIAS, Class B



CAMELLIA, William S. Hastie

**Campbelli.** (GS.) A late bloomer, this fine turkey-red, formal-type Camellia is produced abundantly on a compact plant. Foliage glossy dark green.

**Comtesse Canarii.** Imbricated salmon.

**Debutante (Sara C. Hastie).** Peony type, soft pink. Hardy. Early.

**Elegans (Chandler).** Very large, incomplete double, cherry-red to rose-pink spotted with white.

**E. L. Steele.** Brought to our attention by the late E. L. Steele, a past president of our Company. Pure white, about 3 to 4 inches in diameter. The flowers are high-centered, of incomplete double form, with yellow stamens interspersed. Usually at its best in January and is remarkable for its prolific blooms borne on a strong bush. Foliage of good size, fine dark green. One of the best whites we know and not so temperamental as many others.

**Enrico Bettoni.** Very large, full peony-form flowers of clear satiny rose-pink. The petals in the center are erect and sometimes folded back, while the outer petals are fluted and deeply notched. Stamens are interspersed, even to the outside rows of petals.



CAMELLIA, Elegans



CAMELLIAS, Class B, continued

**Gloire de Nantes.** Large, semi-double, very deep rose; long yellow stamens.

**Governor Mouton.** Named for the first Democratic governor of Louisiana, this large, peony-type flower is a pure deep red blotched with white. A strikingly beautiful variety.

**Herme.** Large, peony form; white with red and pink stripes and splotches. A rapid and rather upright grower.

**Lady Hume's Blush.** (GS.) A full double, perfect flower of a delicate flesh color, blooming from early December through January. The plant is of open habit with pale green foliage.

**Latifolia (Fanny Bolis).** (GS.) Flower medium size, semi-double, variegated carmine with white splotches. Stamens usually centrally clustered. A free bloomer from December through March. Hardy; vigorous and symmetrical.

**Marie Morren.** (GS.) Flower medium to large, self rose-madder with deeper veins. There are 46 petals, the outer ones sometimes flecked with white. They are nearly always complete double imbricated, but occasionally are incompletely tiered.

**Pink Perfection (Frau Minna Seidel).** Medium size; shell-pink, wax-like petals in perfect double formation. Early and free flowering.

**Pink Star.** Irregular, semi-double, bright rose-pink with yellow stamens. The flowers are large, with pointed outer petals, giving a star-like appearance. Rather slow growing but a heavy bloomer.

**Prince Eugene Napoleon.** Double bright red flowers of good size. Early to mid-season.

**Professor C. S. Sargent.** Very double, peony-form flower of bright scarlet, with a row of larger petals around the edge. Semi-dwarf; very free bloomer.

**Victor Emmanuel.** This Camellia is outstanding because of its great beauty of form and its brilliant coloring. The flowers are peony form and of a deep rich red. Its petals are raised and slightly fluted and the stamens are in one large central cluster. The plant is compact, with deep green foliage, and blooms from midseason to late.

**Virginia Franco.** (GS.) Pinky white ground striated with deeper pink.

B&B.	Each
8 to 12 in.....	\$1 25
12 to 18 in.....	2 00
18 to 24 in.....	3 00
2 to 3 ft.....	4 50
3 to 4 ft.....	7 00
4 to 5 ft.....	10 00
5 to 6 ft.....	14 00
6 to 8 ft.....	18 50



CAMELLIA, Prince Eugene Napoleon



CAMELLIA, ↑  
Gloire de  
Nantes ↓



CAMELLIA, Prof. C. S. Sargent

CAMELLIA, ↓  
Herme ↑



*We are proud of our nursery stock, for it is in first-class condition*

Please read  
TERMS OF BUSINESS  
before ordering, page 2

*We are members of the  
American Camellia Society*

## CAMELLIAS, Class C

**Angela Cocchi.** (GS.) Variegated; sparsely marked with carmine stripes on flesh-pink, almost white ground. The blooms are medium size. This is one of our French importations and is very lovely.

**Celtic Rosea.** Formerly Semi-Double Blush. Propagated from a French import. Semi-double, with petals of the palest blush-pink. Long yellow stamens. Very dainty and beautiful.

**Christmas Glory.** Small, peony form, turkey-red to rose-madder. The center is made up of small, folded, somewhat twisted petaloids interspersed with large, folded, curved ones, making a flower of unusual form and interest.

**Elizabeth.** White; double; petals are crinkled. Although the majority of flowers are white, a few have a slight pinkish tint. It is a strong grower. Foliage dark green.

**Horkan.** A fine variety with semi-double flowers, variable in coloring, but white usually predominates, with pink or rose markings. Interesting and attractive.

**Imperator.** (American.) Incomplete double, turkey-red; medium size, free flowering. Desirable.

B&B.	Each
8 to 12 in.....	\$1 00
12 to 18 in.....	1 75
18 to 24 in.....	2 50
2 to 3 ft.....	3 75
3 to 4 ft.....	5 50
4 to 5 ft.....	7 50
5 to 6 ft.....	11 00

**Jarvis Red.** Semi-double, blood-red flowers of good size, with yellow stamens showing among the petals. A rapid grower, flowering late.

**Kellingtonia.** (GS.) The French Kellingtonia is quite different from the variety of the same name grown in this country. The flower is very large and handsome, sometimes only semi-double, while at other times it shows a full center of petaloids and stamens. A very rich shade of red with varying amounts of white.

**Mme. de Strekaloff.** A flat double flower with old-fashioned candy stripes. Upright, strong grower.

**Perugiana.** Double, white. Midseason.

**Takayama.** Flowers tend to be small; self carmine shading lighter toward center. Of regular imbricated form. The blooms are borne profusely and the whole effect is most pleasing.

**Theresa Massini.** Color shell-pink, similar to Pink Perfection, and foliage on the same order. Leaves small and growth compact.

**T. K. Variegated.** Semi-double, pale pink with shadings of deeper pink and lavender; large cluster of yellow stamens.

## CAMELLIA SASANQUA

Of all the broad-leaved evergreen ornamental shrubs for the South, the Camellia is one of the most popular for its exquisite flowers and pleasing evergreen foliage. To most gardeners, the hundreds of varieties of *Camellia japonica* are best known, but the extra-hardy *Camellia sasanqua* should not be overlooked for its place in the general Camellia planting scheme.

Because of the early blooming period, *Camellia sasanqua* is the surest of all types to bloom year after year, as it flowers before killing frosts and freezing weather can affect the buds and blooms. The plant itself grows to fairly large dimensions if left unpruned. However, it lends itself admirably to trimming to hedge or even espalier shapes.

The Sasanqua Camellia is not at all fussy about its cultural requirements. All it asks is a moderately acid soil, semi-shade and average fertility. It can easily be grown as a specimen plant or placed among other shrubs in the planting plan.

**Oleifera.** Large, single flowers, white tipped with pink, producing a dainty cupped effect. Medium strong grower.

**Tanya.** Notable for its small, delicately sweet-scented, single blooms of rose-bengal hue. Flowers average 5 or 6 petals and shade to deeper pink along outer margins. Foliage small, narrow and sharp pointed.

B&B.	Each
12 to 18 in.....	\$2 25
18 to 24 in.....	3 25
2 to 3 ft.....	5 75

**Blanchette.** A single white flower tinted pink on margins, reminding one of dogwood. Very sturdy and upright, with dainty gray-green foliage.

**Briar Rose.** Soft clear pink, resembling the wild rose. Small, dark green foliage and a flaring habit of growth.

**Hebe.** Single, phlox-pink flowers, freely produced. Upright, open plant.

**Mino-No-Yuki.** Semi-double; pure white with golden stamens.

B&B.	Each	10
12 to 18 in.....	\$1 50	\$13 50
18 to 24 in.....	2 25	21 00
2 to 3 ft.....	3 00	27 50
3 to 4 ft.....	4 00	37 50
4 to 5 ft.....	5 75	52 50



CAMELLIA Oleifera

*Sasanqua Camellias are becoming popular as landscape plants. Hardy and fast growing, they bloom from September to late November.*

**Sasanquas make a beautiful hedge with blooms in fall.**

# HOUSE PLANTS

Because of high packing costs, we request that orders for House Plants show a minimum value of \$2.00. This does not apply to "call customers" who pick up their orders here at the Nursery.



FICUS elastica



ARECA lutescens

**ARECA** (*Chrysalidocarpus*) **lutescens**.  
A fine house Palm, with graceful, arching, dark green leaves and yellow stems.  
Each  
18 to 24 in., 6-in. pots. . . . . \$3 75  
3 to 4 ft., 8-in. pots. . . . . 7 50

**ASPIDISTRA lurida**. Most satisfactory for house conditions. Large, dark green leaves.  
Each  
Per leaf, large. . . . . \$0 15

**FICUS elastica** (Rubber Plant). Needs no introduction to most of us. Its tropical appearance and dignified air have endeared it to many generations past.  
Each  
6-in. pots. . . . . \$5 00

**PANDANUS veitchi**. One of the finest decorative plants, with sword-like, sharp-pointed, green foliage striped with creamy white.  
Each  
4-in. pots. . . . . \$1 25  
Gal. cans. . . . . 3 50

*We are proud of our nursery stock, for it is in first-class condition*



PANDANUS veitchi

# BAMBOOS

**Arundinaria japonica** (*Pseudosasa japonica*). Hardest Bamboo, quickly growing 15 feet high. Large, handsome foliage. Spreads rapidly.

**Bambusa multiplex** (*B. argentea*). Vigorous grower for hedges and screens. Handsome foliage and canes which will grow 25 feet.

**Bambusa multiplex, Silverstripe** (*B. argentea striata*). A similar variety with green canes, striped with yellow near the base. The leaves are also variegated with whitish stripes.

**Bambusa multiplex, Alphonse Karr** (*B. verticillata*). Upright clump Bamboo, with yellow and green striped canes about 30 feet high.

Prices—All preceding Bamboos

	Each	10
6 to 12-cane clumps. . . . .	\$1 50	\$14 00
12 to 18-cane clumps. . . . .	1 85	17 50
20 to 30-cane clumps or more. . . . .	4 00	37 50

**Phyllostachys aurea** (Golden Bamboo). Rapidly spreading, very hardy Bamboo, with bright yellow canes. Very graceful. Good for fishing poles.  
Each  
Single bibs. . . . . \$0 40

*On special occasions—holidays, birthdays, or just any time—give plants as growing remembrances. We ship anywhere in the United States and some foreign countries.*

Look for list of  
HORTICULTURAL BOOKS  
on page 29



BAMBOOS

## VINES

**BIGNONIA cherere** (Scarlet Trumpet Vine). Strong-growing evergreen. Blooms yellow-orange, in clusters. Ideal for fences where a quick cover is desired.

Each  
Gal. cans. . . . . \$1 50

**Chamberlayni**. Evergreen. Bright yellow flowers in early spring.

**speciosa**. Evergreen. Glossy leaves and large, lavender-blue flowers in clusters.

**venusta** (Flame Vine). Evergreen. Profusion of bright reddish orange flowers. Very showy. Tender. Each

Qt. cans. . . . . \$0 75  
Gal. cans. . . . . 1 25

**BOUGAINVILLEA, Afterglow**. Yellow-orange changing to salmon and light rose. One of the newer varieties and a most attractive variation.

**Barbara Karst**. A very vigorous new hybrid. Much the same color as Crimson Lake but branches more readily and has larger flower bracts. Blooms appear along the entire branch. Makes a perfect bush without staking.

**Crimson Lake**. A most striking variety with bright crimson flowers. Tender.

**Panama Pink**. Lovely light pink blooms. Foliage is lighter green than Crimson Lake. A semi-climber.

Each  
Qt. cans. . . . . \$0 85

**Glabra sanderiana**. Evergreen. Vigorous grower; large masses of purple flowers. Each

Qt. cans. . . . . \$0 65

**FIGUS repens** (Evergreen Climbing Fig). Finest for covering buildings and walls.

Each 10  
2½-in. pots. . . . . \$0 40 \$3 50  
Qt. cans. . . . . 70 6 50

**IVY, Self-Branching Small-Leaf Type**.

A fine new variety with unusually small, delicately formed leaves. Exceptionally good for use indoors. Each

2-in. pots. . . . . \$0 35  
Qt. cans. . . . . 65

**JASMINUM ilicifolium**. A rapid-growing evergreen vine with handsome foliage and white, star-shaped flowers. Very desirable. Each

Qt. cans. . . . . \$0 75

**simplicifolium** (Wax Jasmine). Evergreen. Beautiful, dark green, waxy leaves and white, star-shaped flowers. Can be pruned and grown as a shrub. Makes a splendid hedge. Each

Qt. cans. . . . . \$0 75

**LONICERA japonica halliana** (Hall's Honeysuckle). A vigorous vine with fragrant, white and yellow flowers in late spring and summer. Excellent for ground-cover and erosion-prevention work.

Each  
Qt. cans. . . . . \$0 45  
Gal. cans. . . . . 1 00

**RHYNCHOSPERMUM jasminoides**.

Evergreen. Dark, shiny leaves and fragrant, white, star-shaped flowers. Hardy. Each

Qt. cans. . . . . \$0 75  
Gal. cans. . . . . 1 50

**WISTERIA, Purple**. Strong, hardy, deciduous vine. Flowers in large clusters in spring.

**White**. Produces large clusters of delicately scented, white flowers. Each

Gal. cans. . . . . \$1 75  
Field-grown, medium . . . . . 1 25  
Field-grown, strong . . . . . 1 60  
Field-grown, extra strong . . . . . 2 00



BOUGAINVILLEA

*Container-grown plants are easy to select and take away with you--no digging delay*



LONICERA japonica halliana



WISTERIA

# DAYLILIES (Hemerocallis)

## DAYLILIES

Few perennials are more adaptable to Florida gardens than are the modern Daylilies. Not only their brilliant coloring, but their fragrance, their unusual hardness and their long blooming period make them indispensable for garden use. In recent years, enthusiastic growers have developed new strains which vary in color from palest yellow to deep vermilion.

Set the plants at least 2 feet apart. They can be grown with ease in full sun or partial shade, with the exception of those having red tones. These varieties have much better and more typical color when grown in partial shade. Daylilies are not particular as to soil, provided that it is well drained. They benefit from occasional feedings of fertilizer but need very little care.

Plants vary in height, in color and in blooming season and can be used in many ways. They are at home in the perennial border or in the shrub planting. You can find a place for Hemerocallis in your foundation planting, or you can use them in great borders in your garden or as accents with other perennials. Our list of plants is truly representative of the best kinds obtainable.

We cannot ship orders for fewer than five (5) Daylilies (either clumps or bibs), and we ask the indulgence of our customers in making up their orders. This restriction does not apply to customers who come to the Nursery for their plants.

\*The varieties marked with an asterisk are deciduous.

### Single Division (Bibs)

**Jack'n Jill.** A pair of very interesting and attractive dwarf-type Daylilies, one evergreen, the other deciduous, to be planted alternately as an edging to the Daylily border. The color is a deep ruby-red and the foliage is low and spreading. The evergreen clone blooms in early April and the deciduous one a few weeks later, giving a continuation of color over a long period. Per pair only.

**Kanapaha.** (Watkins.) The blooms of clear cardinal-red are completely self-colored. There is no eye zone of deeper tone and no midrib of lighter value. Blooms rather early.

**Tamiami.** This evergreen plant is very robust and multiplies rapidly. The large, spreading flower of Pompeian red is slightly recurved and gives a fine day-long effect, since it does not roll or fade in the sun. No other available commercial clone exhibits the outstanding soft pinkish red tone that is the salient feature of this selection.

Above varieties, 75c each

**Dauntless.** (Stout.) Large, fragrant flower with broad, overlapping petals of soft yellow with a faint fulvous flush on each petal. The throat is tinted green. Good in the evening. Midseason.

**Emily Hume.** (Hume.) Extremely robust. The orange-yellow flowers have petals that are twisted, curled and pinched at the tips. Very decorative. Long season.

**Patricia.** (Stout.) A large fragrant flower of pale yellow with greenish throat and wide overlapping petals. Sun-resistant and good in the evening.

**Vulcan.** (Stout.) A beautiful shade of deep maroon with an orange throat. The petals are pointed with deeply recurving sepals. Midseason to late.

**Wau Bun.** (Stout.) The flowers are large with stiffly recurving sepals. The petals of a soft cadmium-yellow, are broad and spreading with a distinct pinch and twist at the tips. Midseason.

**Woodlot Gold.** (Cleveland.) A large, fragrant flower of brilliant orange-yellow. Widely separated, fluted petals. Long season.

Above varieties, 50c each

**Bijou.\*** (Stout.) Clusters of small flowers are orange, overcast with fulvous red. Late.

**Boutonniere.\*** (Stout.) Tiny flowers with petals of rosy peach and clear yellow sepals. Late.

**Serenade.\*** (Stout.) A delicately tinted flower of harmonious pastel yellows and pinks. The petals are fluted and slightly twisted. This Daylily is particularly pleasing in combination with other spring garden flowers. May, June.

**Summer Multiflora Hybrids.\*** (Stout.) Clusters of small, clear orange-yellow flowers. Fine for mixed flower arrangements. Long blooming period.

Above varieties, 25c each

**Apricot.\*** Deep yellow.

**Aurantiaca.** Reddish orange.

**Citrina.\*** Pale yellow.

**Crown of Gold.** Deep orange.

**Fulva.\*** Rusty orange-red.

**J. R. Mann.** Medium yellow.

**Kwanso.\*** Double, orange-red.

**Margaret Perry.\*** Fulvous red.

**Mrs. John J. Tigert.\*** (Watkins.) This Brazil-red Daylily is strikingly handsome; blooms rather early and very often a second time later in the season.

**Orangeman.\*** A strong grower and very heavy bloomer. Flowers of uniform deep orange. Blooms both early and late.

**Pale Moon.\*** (Cleveland.) Large flowers of palest lemon. Midseason.

**Sovereign.\*** Light yellow.

**Vesta.** (Stout.) Firm-textured flowers with broad overlapping petals and sepals of deep orange. Midseason.

<b>Clumps</b>	Each	10
Small, 4 to 5-in. diam. . . . .	\$0 40	\$3 00
Medium, 5 to 7-in. diam. . . . .	60	5 00

**Bagdad.\*** (Stout.) Combination of orange, coppery red and brown. Long season.

**Cressida.\*** (Betscher.) Deep reddish orange with fulvous band. Midseason.

**E. A. Bowles.\*** (Perry.) Flower is pale gold with deeper shades to a reddish orange. Narrow, pointed, widely separated petals. Early.

**Hyperion.\*** (Mead.) Very large, fragrant flowers of palest yellow. Midseason.

**J. A. Crawford.** (Betscher.) Very tall with wide-open flowers of clear light yellow. Long season.

**Linda.\*** (Stout.) The fluted golden petals are flecked with cinnamon. Sepals creamy yellow. Throat of shaded rose. Midseason.

**Mikado.** (Stout.) Golden yellow flower with mahogany-red eye zone. Midseason.

**Ophir.\*** (Farr.) Tall, with great clusters of golden trumpets. Long season.

**Soudan.** (Stout.) Rich, glistening yellow flower of the full, recurved lily type, with broad, fluted and overlapping petals. A fine summer bloomer.

**Welaka.** (Watkins.) Blooms, very freely borne in May, are of good substance and distinctly crepe-like and rippled in texture. The broadly spatulate petals give the flowers a full form that appeals to most gardeners. The throat color—Mandarin orange—fades to the attractive rosy fulvous tone of the outer segments.

<b>Clumps</b>	Each	10
Small, 4 to 5-in. diam. . . . .	\$0 75	\$6 50
Medium, 5 to 7-in. diam. . . . .	1 00	8 50



HEMEROCALLIS BORDER

# ROSES

*We cannot ship orders for less than 5 Roses.  
These may be assorted varieties.*

## ROSES ON MULTIFLORA ROOTSTOCK

### Class Abbreviations Used:

HT., Hybrid Tea; T., Tea; C., China; CT., Climbing Tea; CHT., Climbing Hybrid Tea; HG., Hybrid Gigantea; HLaev., Hybrid Laevigata; Fl., Floribunda; LC., Large-flowered Climber; N., Noisette.

### PINK BUSH ROSES

**Betty Uprichard.** HT. Tapering buds, opening into beautiful two-toned flowers with upper side of petals light pink and deep rose-pink underneath. Disease resistant.

**Dainty Bess.** HT. Distinctly different type. Flower  $3\frac{1}{2}$  to 4 inches across, single, broad-petaled, with crinkled edges, delicate rose-pink. The prominent stamens remind one of Cherokee.

**Edith Nellie Perkins.** HT. Deep pink with copper shadings at base of petals. Well-formed bud and flower.

**Editor McFarland.** HT. The finest deep pink. Long lasting.

**Pink Maman Cochet.** T. Nicely formed buds and flowers of pale pink, deeper at center. Fine for cutting.

**Pink Radiance.** HT. Globular flowers in two shades of pink. Blooms continuously.

### PINK CLIMBING ROSES

**Belle of Portugal.** HG. Extremely large flowers of lovely pink tinged with salmon.

**Ednah Thomas.** CHT. Large double flowers of salmon-rose flushed orange. Fragrant. Continuous bloom.

### RED BUSH ROSES

**Ami Quinard.** HT. A lovely deep, rich velvety crimson-maroon. Blooms of medium size, fragrant, lasting for several days. Vigorous and blooms freely.

**Etoile de Hollande.** HT. Gorgeous deep red. Blooms all summer.

**Louis Philippe.** C. Good dark red shrub Rose. Continuous bloom.

**Red Radiance.** HT. Rosy red form of Radiance.



Etoile de Hollande

### RED CLIMBING ROSES

**Paul's Scarlet.** LC. Startling brilliant scarlet roses which seldom fade. Profuse bloomer in spring. Fine for covering fences and walls.

**Ramona (Red Cherokee).** HLaev. Single red climber. Good for covering fences. Spring bloomer.

### WHITE BUSH ROSES

**Caledonia.** HT. Creamy white buds opening to beautiful snowy flowers. Plants bloom over a long period. 25 petals.

**Kaiserin Auguste Viktoria.** HT. Free and regular bloomer from early to late. Pure white, on long stems. One of the most satisfactory Southern sorts.

**Marie van Houtte.** T. The general color is white, but tinted at center with pale lemon and on outer petals with pink.

**Snowbird.** HT. Lovely white buds opening to a medium-sized double bloom of snow-white with a creamy center. Delicious fragrance. Continuous bloom on a healthy plant.



Paul's Scarlet Climber

### WHITE CLIMBING ROSES

**Devoniensis.** CT. Probably the strongest-growing Tea in our collection. Creamy white, with delicately shaded pink center. Long lived and most satisfactory.

### YELLOW BUSH ROSES

**Condesa de Sagago.** HT. Golden yellow and reddish copper.

**Lady Hillingdon.** T. Apricot-yellow. Slender, pointed buds. Free bloomer.

**Luxembourg.** HT. An extremely satisfactory Hybrid Tea Rose for Southern gardens. The flowers are rich apricot-yellow, shaded with copper and lighter yellow at the tips of the petals.

**Mrs. P. S. du Pont.** HT. Stands in the front rank of yellow garden Roses and can be depended on always to provide admirable yellow buds. It has been awarded high Rose honors, and even today after many years retains its popularity.

**Safrano.** T. Well known and liked. Saffron and apricot buds and semi-double flowers. Disease-resistant.

**Salmon Spray.** Fl. Huge clusters of large, salmon-pink flowers.

**Talisman.** HT. Orange and copper tones suffused pink. Very popular.

### YELLOW CLIMBING ROSES

**Fortune's Double Yellow.** N. Semi-double, orange-yellow flowers flaked with red, borne along the stems in June and July.

**Marechal Niel.** N. D deservedly famous old-timer. Full yellow flowers. Sturdy plant.

**Perle des Jardins.** CT. Most satisfactory climbing yellow Rose in the South.



Edith Nellie Perkins

ALL ROSES ON MULTIFLORA ROOTSTOCK \$8.50 for 10

# FRUITS AND NUTS

## BANANAS

- ↘ **Cavendish.** Plants tender. Fine fruits.
- ↘ **Hart** (Hart's Choice Lady-Finger). A valuable sort; hardier than Cavendish.
- ↘ **Orinoco** (Horse Banana). A strong grower, producing small bunches of fruits.
 

Medium suckers.....	Each	10
Large suckers.....	\$2 00	
10-in. cans.....	3 00	
	5 00	

## FIGS

- ↘ **Celeste.** Small to medium; violet color; flesh light to rose at center; juicy, sweet, excellent. Hardy. June, July.
 

18 to 24 in.....	Each	10
	\$0 85	\$8 00
2 to 3 ft.....	1 10	10 00
Gal. cans, 18 to 24 in.....	1 25	
Gal. cans, 2 to 3 ft.....	1 75	

## BUNCH GRAPES


- ↘ **Concord.** An excellent variety that is well known and widely successful. Fruit large, blue-black; flesh sweet and tender.
- ↘ **Diamond.** A handsome white Grape equal or superior to Niagara in quality, and 10 days earlier. Prolific; very thrifty.
 

Bare-root.	Each	10
1-yr.....	\$0 85	\$8 00
2-yr.....	1 25	12 00

## NEW MUSCADINE HYBRID GRAPES

Here are the new Muscadine hybrids you have been hearing about lately, ten of the most promising for Florida and similar latitudes.

- ↘ **Burgaw.** Black, much like Thomas, but is self-fertile and while pollinating other vines will give a good crop itself.
- ↘ **Cape Fear.** Medium late, very productive, vigorous and free from disease. Produces round, compact clusters of medium to large berries of pleasing sweet flavor; thin skin. Recommended for table use in late season.
- ↘ **Creek.** Very thin skin; large clusters of medium size. Juicy, reddish purple fruit; prolific. Ripens uniformly about October 1.
- ↘ **Dulcet.** An early reddish purple Grape of high quality, very sweet. Can easily be gathered in bunches; the fruit remains good over a long period. Vine is very productive, healthy and vigorous. Dulcet is considered one of the best in its class for eating.



GRAPES, Thomas


## MUSCADINE GRAPES

- ↘ **Duplin.** Self-pollinating. Large black fruit in loose clusters. Vigorous and productive.
- ↘ **Hunt.** Ripening in August, this variety is a regular bearer of large black bunches that hang on well; skin medium to thin. Excellent flavor. A fine all-purpose Grape and probably the best of black varieties.
- ↘ **New River.** This variety is much like Scuppernong except in coloring, which tends toward reddish bronze. Ripens earlier. Will serve as the earliest white-fruited variety of good size. Clings well.
- ↘ **Tar-Heel.** Black, heavy-producing, self-pollinating type. A vigorous grower.
- ↘ **Top Sail.** White fruit. Very vigorous but should not be pruned heavily for best yield.
- ↘ **Willard.** Self-pollinating. White fruit of extra-good quality. Ripens same season as Scuppernong.
 

Bare-root.	Each	
1-yr.....	\$0 75	
2-yr.....	1 00	
3-yr.....	1 50	

- ↘ **Flowers.** Large, purplish fruits; sweet flavor. August, September.
- ↘ **James.** Largest of this group. Black; juicy, and of excellent quality. Prolific. August to late fall.
- ↘ **Scuppernong.** The old, popular sort, known and liked for its delicious, musky flavor. Fruit large, bronze-colored; flesh juicy. August, September.
- ↘ **Thomas.** One of the best and most popular Grapes. Reddish purple; pulp sweet and tender. August, September.
- ↘ **Male Muscadine.** A valuable staminate variety chiefly recommended for planting with other Muscadines to fertilize their bloom and thus insure heavy and regular crops.
 

Bare-root.	Each	10	100
1-yr.....	\$0 45	\$4 00	\$35 00
2-yr.....	65	6 00	55 00
3-yr.....	1 00	9 50	90 00



BUNCH GRAPES

## GUAVAS

- ↘ **Red Cattley.** Used for jellies and for preserving. Fine, dark evergreen foliage. Fruits 1 to 1 1/4 inches across. Good in northern Florida and southward.
- ↘ **Yellow Cattley.** Similar to Red Cattley except that fruits are differently colored.
 

Gal. cans.....	Each	\$1 75
----------------	------	--------



GUAVAS

## LOQUAT

(Eriobotrya japonica)

A handsome, large-leaved, medium-sized tree standing several degrees of frost, and a fine ornamental. The yellow, oblong fruit is about as large as a medium-sized plum and has a fine sub-acid flavor. Tree blooms in November to December, and fruits mature in spring

B&B.	Each	10
18 to 24 in.....	\$2 75	\$25 00
2 to 3 ft.....	3 50	32 50
3 to 4 ft.....	4 50	42 50
4 to 5 ft.....	5 50	50 00
Gal. cans, 2 to 3 ft.....	2 25	
10-in. cans, 3 to 4 ft.....	3 50	
10-in. cans, 4 to 5 ft.....	4 50	

FRUITS AND NUTS, continued

PEACHES

ZONE I. Central and southern Florida; tropical countries.

ZONE II. Eastern north Florida; similar soils and climate.

ZONE III. West Florida, lower Georgia, Alabama, and Mississippi.

ZONE IV. Coastwise Louisiana and Texas.

Ripening time based on north Florida

Angel. (Zone I. June 20-30.) Large; yellow, washed red; juicy, sub-acid, highly flavored. Bears well while young. Late blooming. Freestone.

Babcock. (Zones I and II. Midseason.) Small to medium; red with mild, non-acid, white flesh. Bears early. Fruits cling to tree even when ripe. Needs heavy pruning and thinning.

Dorothy N. (Zones I and II. July 5-15.) Seedling of Angel. Very handsome, large, of fine quality. A good bearer of nearly round, yellow-fleshed fruit. Freestone.

Elberta. (Zones III and IV. July 5-20.) Large, yellow, red-cheeked; finest quality. Most popular sort in the South. Good in west Florida and north. Freestone.

Hall's Yellow. (Zones I and II. June 15-25.) Large, nearly round; yellow with red; red at stone. Quality fine. Freestone.

Jewel. (Zones I and II. May 15-25.) Medium to large; highly colored; finest quality. Choicest market sort for Florida. Very prolific and one of our special lines for many years. Freestone.

Luttichau. (Zone II. May 25-June 10.) Another special, and a fine market and table Peach. Large; greenish white, marked with red; juicy, finely flavored. Freestone.


Taber. (Zones I, II, III, IV. June 15-25.) Excellent canning Peach. Fruit very rich and juicy. Tree prolific. Clingstone.

Waldo. (Zones I and II. May 20-June 3.) Medium size; light yellow with dark red; flesh white, red at stone, juicy, finely flavored. Very prolific. Freestone.

PEACHES on Plum Root

Bare-root.	Each	10	100
2 to 3 ft.	\$1 20	\$11 00	\$100 00
3 to 4 ft.	1 40	13 00	120 00
4 to 5 ft.	1 65	15 00	140 00
5 to 7 ft.	2 00	18 00	170 00

PEACH, Hall's Yellow



PEARS, Hood

PEARS

Baldwin. Originated several years ago in Baldwin County, Alabama, this fine Pear is a welcome addition to our list. In size it is comparable to Hood. A midseason bearer of excellent quality fruit. Much finer grained than Pineapple, the Baldwin is juicy and a grand table fruit. Trees are resistant to nematode attack to a remarkable degree. We suggest that you try a few this season; it may be just what you need to complete your Pear collection or your grove.

Carnes. Fruit medium to large, rather round in shape and of good color. The flesh is firm and free from grit, juicy, and the flavor is quite apple-like. It matures earlier than our other Pears, beginning in late June and carrying over through July. Blight resistant, and a regular and heavy bearer.

Hood. Blight-resisting. Large, yellowish green fruit with white flesh, very juicy, mellow, free from grit, and deliciously flavored. Excellent for every use to which Pears are put. June to July.

Kieffer. Large; yellow with reddish cheek; handsome and very juicy. Good flavor when fully ripe September, October.

Le Conte. Large, pyriform; smooth; pale yellow. Quality good when properly ripened. A dessert Pear. July.

Orient. A promising hybrid for southern growing. Fruit to 3 1/2 inches in diameter with thick skin and rather rough finish. Creamy white flesh of good texture but mild flavor. Fruit ripens here in August, but trees bloom later than Kieffer, which is an advantage in avoiding cold injury. Trees are attractively dark green, vigorous in growth; practically immune to fire blight. Particularly good for canning.

Pineapple. Blight-resisting. Large and handsome, with a pleasing odor when ripe. We recommend planting Pineapple and Hood trees for a fine orchard.

Bare-root.	Each	10	100
2 to 3 ft.	\$1 20	\$11 00	\$100 00
3 to 4 ft.	1 40	13 00	120 00
4 to 5 ft.	1 65	15 00	140 00
5 to 7 ft.	2 00	18 00	170 00

PECANS

Big Z. The trees are symmetrical and grow faster than the average Pecan. The nuts are narrow and nearly as long as Stuart; easy to crack and well flavored.

Curtis. Of Florida origin. A beautiful, rapid-growing tree and a heavy bearer of very thin shelled, medium-sized nuts of highest quality.

Frotscher. A large, oblong nut with very thin shell and of good quality. It is well adapted to planting in the Gulf Coast country, Florida, and southeast Georgia.

Moneymaker. A medium-sized nut with medium shell, well filled with a rich meat. The tree is an upright grower with dark green foliage.

Schley. A good tree of average form and size. Nuts medium to large, with very thin shell and highest quality meat.

Stuart. A large, strong tree with a fine head. Nuts large, medium thin, good quality. It stands the cold better than most other southern varieties.

Success. Tree sturdy, vigorous, and is a heavy producer of large nuts of average thickness and of good quality.

Bare-root.	Each	10	100
2 to 3 ft.	\$1 75	\$16 50	\$155 00
3 to 4 ft.	2 15	20 00	195 00
4 to 5 ft.	2 65	25 00	240 00
5 to 6 ft.	3 50	33 50	320 00
6 to 8 ft.	4 75	45 00	425 00

POMEGRANATE

Rhoda. Fruit large; rind thin and tough. Juice cells large; sweet juice of fine flavor.

Bare-root.	Each	10
18 to 24 in.	\$1 25	\$11 50
2 to 3 ft.	1 50	13 50
3 to 4 ft.	2 00	17 50

Please read

TERMS OF BUSINESS  
before ordering, see page 2




POMEGRANATE




# GLEN ST. MARY FRUITS AND NUTS




ELBERTA  
PEACH



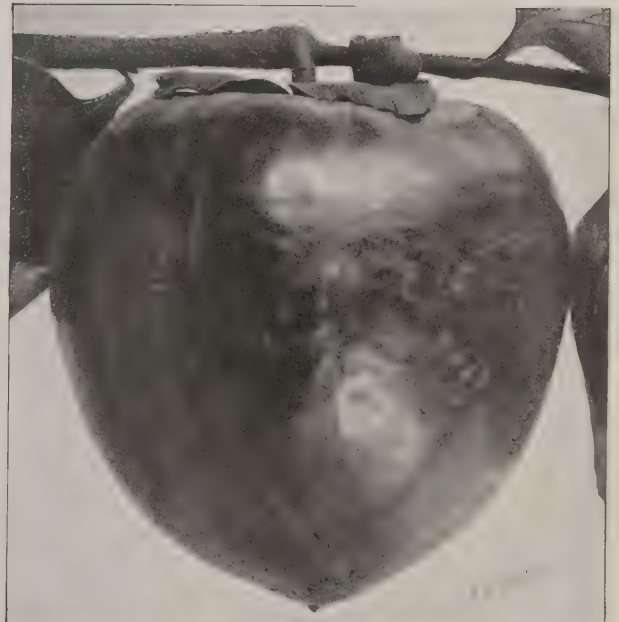
PECANS



FIGS



LOQUAT



TANE-NASHI PERSIMMON

FRUITS AND NUTS, continued

JAPAN

PERSIMMONS

**Fuyugaki.** One of the best. Oblate, medium to large; deep red skin. Light flesh, non-astringent, very sweet and may be used while still hard; seedless. Perhaps the very best shipper and keeper. Should be in all plantings. September, October.

**Gailey.** Small, oblate-conical; dull red. Flesh dark about the seeds, firm, juicy. Produces an abundance of staminate flowers for pollinizing other sorts. Valuable in commercial and home orchards.

**Hachiya.** Very large and showy; brilliant red skin. Sweet, deep yellow flesh, astringent until ripe.

**Hyakume.** Roundish oblong to roundish oblate, large (up to 3 inches long); skin buff-yellow to orange and frequently netted about the apex. Flesh dark cinnamon, firm, sometimes fibrous but of very pleasing quality. October.

**Okame.** Large, oblate; orange-yellow to carmine skin. Flesh light and non-astringent when ripe, light brown around seeds, quality fine. Midseason to late.

**Taber's No. 23.** Round to oblate, with flat or depressed apex, small; skin red with dotted effect. Flesh very dark and speckled, sweet; seeds numerous—8 to 10. An excellent home fruit. September and October.

**Tamopan.** Oblate and very flat, marked by a deep constriction near the stem end, very large (3 to 5 inches across); skin reddish orange, thick and tough. Flesh light orange, astringent until ripe. Seedless. October, November.

**Tane-Nashi.** Large to very large, roundish conical, very attractive; skin light yellow, changing to bright red. Flesh yellow, of finest quality; seedless. Prolific bearing quite young. The finest commercial sort and most popular for home use. September, October.

**Triumph.** Medium size, tomato shaped; skin red. Flesh yellow, with a few seeds, finest quality. Midseason to very late.

**Tsuru.** Long, conical (2¼ x 3¼ inches); skin bright orange, reddening as it ripens, with purple bloom while immature. Flesh dark yellow, firm, astringent until very ripe, with few or no seeds. September, October.

Bare-root.	Each	10	100
2 to 3 ft.	\$1 20	\$11 00	\$100 00
3 to 4 ft.	1 40	13 00	120 00
4 to 5 ft.	1 65	15 00	140 00
5 to 7 ft.	2 00	18 00	170 00

Doctors say that the sugar in Persimmons is readily assimilated and often beneficial in treating certain bodily ills.

PLUMS

**Abundance.** Medium to large, round with blunt-pointed apex; pinkish red changing to purplish red with thick bloom and numerous medium-sized dots. Flesh greenish yellow, juicy, sweet or slightly sub-acid; pit small. Cling; best quality. A prolific, strong grower. A popular and profitable early Plum for planting in northern sections and in many parts of the South.

**Burbank.** Large to very large, rounded and blunt-pointed; dark red, mottled over yellow ground; thick bloom and numerous large dots. Flesh deep yellow, juicy, sweet, firm; pit small. Cling; quality one of the best. Tree very vigorous; upright branches with large leaves. Very popular both North and South, but not adapted to the Lower South.

**Excelsior.** This variety was introduced by Mr. Taber in 1887. Experienced fruit-growers put Excelsior at the top of the Plum list; therefore home-garden owners may expect equally good results. The fruit ripens early in June, is a bright wine-red, 2 inches or more in diameter, with lots of juice and a real Plum flavor. If you like Plums, plant Excelsior.

**Kelsey.** Very large, heart-shaped, long-pointed, usually lop-sided with deep suture; greenish yellow sometimes flushed with red, covered with thick bluish bloom; very showy. Flesh light yellow, meaty; flavor rich, pleasant, quality excellent. Prolific and bears while young. Highly recommended for the colder sections, but not dependable far south.

**McRea.** Medium size; yellow, over-washed with red. Crimson flesh; juicy, excellently flavored. Prolific.

**Red June.** Medium to large, lop-sided; vermilion-red all over with delicate bloom; very showy. Flesh light yellow, firm, moderately juicy, sweet or slightly sub-acid; pit small. Cling; flavor pleasant; quality very good. Tree vigorous and prolific. A good variety.

**Satsuma.** Medium to large, broadly conical, with blunt, short point and deep suture; dark, dull red all over with greenish dots. Flesh purplish red; pit small. Free; firm, juicy; quality excellent. A splendid keeper and good shipper.

**Terrell.** Cling. Another fine hybrid, larger than the above; red with small dots and mottlings. Flesh greenish yellow, very juicy and aromatic. One of the best.

**Wild.** A native wild variety which blooms at the same time as the above and often aids materially in the production of heavy crops.

Bare-root.	Each	10	100
2 to 3 ft.	\$1 20	\$11 00	\$100 00
3 to 4 ft.	1 40	13 00	120 00
4 to 5 ft.	1 65	15 00	140 00
5 to 7 ft.	2 00	18 00	170 00

Please read  
TERMS OF BUSINESS  
before ordering, see page 2



PLUMS, Abundance

# CITRUS FRUITS

## For Colder Sections

Grown at Glen Saint Mary on Citrus trifoliata stock, which is the most cold-hardy understock known. Orders and requests for detailed information on these trees should be directed to our Office at Glen Saint Mary, Fla.

### GRAPEFRUIT

↘ **Duncan.** One of the very best for all uses. Of good quality; very juicy. Hardest of all the Grapefruits. Season December to May.

↘ **Foster.** Flesh purplish pink. Very early and of excellent quality. One of the best.

↘ **Glenred.** An outstanding new seedless variety. It closely resembles Thompson Pink, with two important exceptions: whereas the flesh of Thompson is a delicate pink, the flesh of Glenred is dark rich pink, resembling the color of a ripe watermelon, and whereas Thompson does not show its pink color on the outside, the rind of Glenred "blushes" attractively. This characteristic distinguishes Glenred easily from any variety of "white" Grapefruit without the necessity of cutting the fruit. In habit of growth and time of maturity, Glenred approximates Marsh Seedless. The fruit is somewhat larger and commercially seedless.

↘ **Marsh Seedless.** A practically seedless variety which can be held on the trees very late. Fine-quality fruit with smooth yellow skin. It bears heavy and regular crops.

↘ **Thompson Pink.** A sport of Marsh Seedless, slightly larger, not quite so flattened, of excellent flavor and the flesh is a delicate pink in color. Originated in Manatee County, Florida, and has for many years been a favored variety commercially and in private plantings.

### LEMON

↘ **Harvey.** Closely resembles the California and Sicily varieties in shape. Fruit remains firm and colors well on the tree. More or less everbearing, the main crop matures August to October. Juice and acid content good. Upright and thornless, Harvey Lemon is resistant to fungous diseases and seems to be more cold-hardy than most.

↘ **Meyer.** Perhaps the hardest of the Lemon varieties. An excellent bearer of large fruits of high acidity. Particularly valuable in central to north Florida and warmer Gulf Coast areas.

Container-grown plants are easy to select and take away with you—no digging delay.

### PRICES ON ALL ABOVE GRAPEFRUIT, LEMONS, ORANGES AND SATSUMAS:

Bare-root.	Each	10	100	1000
Caliper				
3/8-in.	\$1 10	\$10 00	\$95 00	\$850 00
1/2-in.	1 30	12 00	115 00	1000 00
5/8-in.	1 80	17 00	160 00	1450 00
3/4-in.	2 35	22 00	210 00	1950 00
1-in. (2-yr.)	3 00	29 00	275 00	2600 00

(3-yr. bearing size) \$3.90 each. B&B, double above prices.

### ORANGES

↘ **Glen Improved.** An improved strain of Washington Navel, originated by us.

↘ **Hamlin.** An excellent, extra-early sweet Orange; very juicy and delicious.

↘ **Lue Gim Gong.** Large, heavy, very late, smooth fruit with few seeds, and of highest quality. Tree cold-resistant.

↘ **Parson Brown.** An old, fine, early variety of high quality and medium size. Cold-resistant.

↘ **Pineapple.** The favorite of all midseason Oranges. A heavy producer. Trees upright, with large fruiting heads.

**Tangerine** ↘ (Dancy). A "kid-glove" Orange of medium size, deep orange color, and rich, spicy flavor. Trees upright, dense, heavy bearing.

↘ **Temple.** The very highest of citrus-fruit qualities are found in this peerless Orange. It is strictly a "fancy" fruit from every quality point. Fruits large; fine, deep orange skin, separating easily from the pulp; free from "rag"; juicy, delicious. Tree a vigorous grower, bearing freely when very young.

↘ **Thompson Navel.** Fruit of medium size, rind very smooth and thin; pulp juicy, sweet and of firm texture; splendid color and of excellent quality. Ripens early.

↘ **Valencia.** (Late.) Tree a strong grower, an early bearer, and perhaps the most profitable of the round Orange group. Fruit keeps well on trees until very late. Size medium; good color; finest quality.

↘ **Washington Navel.** A very large, mid-season Orange of excellent quality, and a good bearer on *C. trifoliata* stock. It should be included in home orchards.

### SATSUMAS

↘ **Satsuma Owari.** Large, flattened; deep orange, with smooth rind, which parts freely from the pulp; seedless, or nearly so. Matures before any of the round Oranges

↘ **Satsuma Silverhill.** Tree is an upright grower, apparently harder than Owari. Fruit similar to the latter, holding on trees perhaps a little longer in good condition.

↘ **Satsuma Kawano Wase** Tree and fruit similar to Owari. Fruit two weeks earlier, ripening before coloring. Smooth, thin rind; very little "rag."

↘ **CALAMONDIN.** A small citrus fruit 1 1/4 inches in diameter, of orange-red color, somewhat flattened; skin thin, easily removed from the pulp; sections separated as in the Mandarin oranges, juice clear and strongly acid. Makes a pleasant drink.

### KUMQUATS

↘ **Marumi.** Tree dwarf, compact, globular. Foliage small, thickly placed. Fruit 3/4 to 1 inch long, round; golden yellow; rind thin; sweet, well flavored; juice and pulp aromatic. Ornamental.

↘ **Meiwa.** More vigorous than Marumi; well foliated and handsome. Fruit about 1 to 1 1/4 inches long, round; pulp sweet when ripe. The best Kumquat for eating fresh.

↘ **Nagami.** Vigorous; broadly upright; handsome. A very heavy bearer of golden yellow, oblong fruits 1 1/2 to 2 inches long; rind sweet; pulp and juice finely flavored. Tree forms a nice head, more open than Marumi.

↘ **EUSTIS LIMEQUAT.** New, attractive, acid citrus—a cross of a lime with Nagami Kumquat. Tree is vigorous, quickly producing fine crops of acid fruits which make an excellent drink. Fruit oblong, somewhat larger than the Key lime; rind thin, grapefruit color.

↘ **LAKELAND LIME.** For locations where frost injury is likely. It is about the size of the Mexican or Key lime and its flavor is excellent. Practically ever-bearing; it begins to bloom and bear fruit the first or second year after planting.

Bare-root.	Each	10	100
8 to 12 in.	\$1 25	\$11 00	\$100 00
12 to 18 in.	1 50	13 50	125 00
18 to 24 in.	2 00	18 50	175 00
2 to 3 ft.	2 50	23 00	220 00
3 to 4 ft.	3 50	32 50	310 00
4 to 5 ft.	4 50	42 50	400 00
5 to 6 ft.	5 00	47 50	

B&B, double above prices.

## CITRUS IN CANS FOR EASY MOVING

Nothing can take the place of sturdy, well-established citrus trees easily and always movable in containers. Use them indoors or out, North or South, to create that certain atmosphere so much a part of our South.

CALAMONDIN, GRAPEFRUIT, AND ORANGES	Each
Gallon cans, 12 to 18 in.	\$1 50
10-in. cans, 2 to 3 ft.	3 50
10-in. cans, 3 to 4 ft.	4 50

### KUMQUAT, LEMON, LIME and LIMEQUAT.

	Each
Gal. cans, 12 to 18 in.	\$2 00
10-in. cans, 2 to 3 ft.	4 00
10-in. cans, 3 to 4 ft.	5 00

### SPECIAL NOTICE—


Prices in above columns apply ONLY to trees grown at Glen Saint Mary

# CITRUS FRUITS


for Your  
*Home Garden*



KUMQUATS, Nagami



GRAPEFRUIT



EUSTIS LIMEQUAT



TEMPLE ORANGES

## Citrus for Central and South Florida

and similar latitudes. Grown at Winter Haven, Fla., on Rough Lemon and Sour Orange stocks. Please send orders for these trees, and requests for prices, to our Office at Winter Haven, Fla.

### ORANGE:

Hamlin	Lue Gim Gong
King	Temple
Jaffa	Tangerine
Parson Brown	Glen Improved Navel
Pineapple	Valencia

### GRAPEFRUIT:

Duncan	Glenred
Marsh Seedless	Thompson Pink
McCarty	Triumph
Foster Pink	

### LEMON:

Harvey	Ponderosa
Meyer	Villa Franca

### LIME:

Tahiti (Persian) Lakeland

### KUMQUAT:

Marumi	Nagami
Meiwa	

### TANGELO:

Thornton	Minneola
Orlando	Seminole

### MISCELLANEOUS:

Eustis Limequat	Calamondin
Mandarin	

### SPECIAL NOTICE—

There are NO prices in this list on trees produced at Winter Haven. Write for new Citrus Catalog and Price-List to—

Glen Saint Mary Nurseries Co.  
Winter Haven, Fla.



BRANCH OF SATSUMA ORANGES

With a little forethought and perhaps slight protection, Citrus of many kinds can be successfully grown in many of the Southern States. Ask for our special Citrus Catalog if additional information is desired.

## Dooryard Plantings—An Important New Use for Citrus

While the idea has been used spasmodically for years, the feasibility and desirability of using citrus trees in the landscaping of present-day homes is now becoming more fully realized.

"Dooryard Citrus" trees may be used as a source of fruit, for ornamentation, or for a combination of the two. Since citrus trees are very ornamental when properly handled, the planting can be made to blend with the overall design and also produce an abundance of good fruit. With an adequate plan and proper selection of varieties, it is possible to have healthful citrus fruit during most of the year.

The intelligent use of citrus landscaping should be a challenge to all home-owners in appropriate areas. It's a fascinating field for those who like things "just a little different" and offers opportunity for lots of imagination and ingenuity.

## HORTICULTURAL BOOKS AVAILABLE THROUGH US, POSTPAID

**AZALEAS, KINDS AND CULTURE.**  
Hume. \$4.50.

A brand-new book packed with up-to-date information invaluable to commercial grower and home gardener alike.

**CAMELLIAS, KINDS AND CULTURE.**  
Hume. \$6.50.

A worthy companion volume for Doctor Hume's AZALEAS, KINDS AND CULTURE, this newest work is authoritative and beautifully illustrated. It covers all phases of growing these much-admired plants and should appeal to "Mr. and Mrs. John Q. Gardener" who are in need of precise instructions and adequate explanations at a very reasonable cost.

**IN FLORIDA GARDENS.**  
Wilson & Ferguson. \$1.50.

Although not new, this little book presents a thoroughly indexed guide to Florida planting that will be invaluable for both new and experienced gardeners.

**GARDENING IN THE LOWER SOUTH.** Hume. \$7.50.

A reissue of one of the most widely read garden guides ever published, for warmer latitudes especially.

**HOLLIES.** Hume. \$6.75.

A noteworthy new book by a nationally known author. This volume is crammed full of information for all types of readers, professional as well as amateur. Well illustrated; this book is invaluable as a text on the genus Holly.

**THE CULTIVATION OF CITRUS FRUITS.** Hume. \$7.50.

This book is again available to all who appreciate clear and concise information presented in an interesting manner.

**THE PECAN AND ITS CULTURE.**  
Hume. \$2.00.

A useful guide for those desiring practical information on pecan selection, culture and processing methods. Over 100 varieties clearly described.

*On special occasions—holidays, birthdays or just any time—give plants as growing remembrances!*

*We ship anywhere in the United States and some foreign countries.*

## GLEN AIR-DRIED PEAT

We are fortunate in having one of the finest deposits of pure Sedge Peat in this part of the country. Analysis as determined by commercial chemists, Thornton & Co., of Tampa, Florida, is as follows:

Available Phosphoric Acid . . . . .	0.04%
Insoluble Phosphoric Acid . . . . .	0.03%
Total Phosphoric Acid . . . . .	0.07%
Nitrogen . . . . .	1.05%
Equivalent to Ammonia . . . . .	1.28%
pH Value . . . . .	4.90 (Neutral is 7)

A report from the U. S. D. A., Bureau of Plant Industry, Washington, D. C. to whom we sent samples of Glen Peat, reads in part: "The material is exceptionally uniform in texture, composition and reaction. It consists of fibrous material derived from rootlets and underground stems of sedges and several grasslike plants. Plant remains from Sawgrass are not abundant however, and organic material from Sphagnum mosses is not present. The reaction is acid pH 4.5 to 5.0."

Moisture retention ratio, 4.26 to 1. This means that Glen Peat will hold, when fully saturated with water, more than four times its own dry weight.

## WHAT TO DO WITH IT

Use it for lawns, both old and new—incorporated in the soil when building new lawns, or as top dressing at least once a year on established grass.

Use it to build up humus content of light soils and to improve their moisture-holding capacity.

Use it as a mulch wherever one is indicated, but particularly for acid-loving plants such as AZALEAS, CAMELLIAS, MOUNTAIN LAUREL, GARDENIAS, HOLLY, MAGNOLIA, TEA PLANTS, NANDINA and others.

Use it thoroughly mixed with the soil in planting AZALEAS and CAMELLIAS; its acid reaction will help keep these plants in the best possible condition.

Price in sacks . . . . . \$1.50 per 100 lbs.

If larger quantities or truckloads are desired, write us for quotations. Minimum order shipped, 100 pounds.

100 pounds of dry Peat spread 1/2 inch deep will cover an area 5 x 7 feet or 35 square feet. A 20-yard truckload at about 800 pounds to the yard, 2 1/2 yards to the ton, will cover approximately 5600 square feet, 1/2 inch thick or 2800 square feet 1 inch thick.

## PLANTS FOR SPECIAL PLACES

Here are a few suggestions that may help in choosing plants most suitable for different locations. We have listed only select groups of the most successful. Plants may be chosen from these lists in full confidence that they will adapt themselves to the conditions for which they are recommended.

### PLANTS FOR FOUNDATION PLANTING

	Page		Page		Page		Page
Abelia grandiflora . . . . .	3	Daylilies . . . . .	21	Juniperus chinensis pfitzeriana . . . . .	12	Photinias . . . . .	6
Arborvitae . . . . .	11	Elæagnus . . . . .	4	Juniperus japonica sylvestris . . . . .	12	Pittosporum . . . . .	6
Ardisia . . . . .	3	Feijoa . . . . .	4	Ligustrum . . . . .	7	Podocarpus . . . . .	12
Azaleas . . . . .	14	Ilex (Shrub type) . . . . .	9	Nandina domestica . . . . .	5	Severinia buxifolia . . . . .	6
Barberry . . . . .	3	Jasminum floridum . . . . .	5	Olea fragrans . . . . .	5	Spiraeas . . . . .	7
Bottle Brush . . . . .	3	Jasminum primulinum . . . . .	5	Palms, Dwarf . . . . .	13	Viburnum . . . . .	7
Cleyera japonica . . . . .	3						

### PLANTS FOR SHADY SITUATIONS

Aspidistra . . . . .	19	Elæagnus . . . . .	4	Nandina domestica . . . . .	5	Podocarpus . . . . .	12
Camellia . . . . .	15-18	Eurya japonica . . . . .	4	Palms . . . . .	13	St. Augustine Grass . . . . .	13
Camellia thea . . . . .	7	Hydrangea . . . . .	4	Pittosporum . . . . .	6	Viburnum . . . . .	7
Cestrum nocturnum . . . . .	3	Ligustrum . . . . .	7				

### PLANTS FOR SEASIDE PLANTING

Bottle Brush . . . . .	3	Guavas . . . . .	23	Lantana . . . . .	5	Pittosporum . . . . .	6
Crape-Myrtle . . . . .	4	Hibiscus . . . . .	4	Oleander . . . . .	6	Raphiolepis japonica . . . . .	6
Elæagnus . . . . .	4	Junipers . . . . .	12	Palms . . . . .	13	Severinia buxifolia . . . . .	6

### PLANTS FOR HEDGES

Abelia grandiflora . . . . .	3	Buxus (Boxwood) . . . . .	3	Ligustrum . . . . .	7	Podocarpus . . . . .	12
Arborvitae . . . . .	11	Ilex vomitoria, crenata, etc. . . . .	9	Nandina domestica . . . . .	5	Severinia buxifolia . . . . .	6
Bamboos . . . . .	19	Junipers . . . . .	12	Oleanders . . . . .	6	Tea Plant . . . . .	7
Bottle Brush . . . . .	3	Lantana . . . . .	5	Pittosporum . . . . .	6		

## LARGE-SIZE TREES AND SHRUBS

Very frequently our customers are interested in large-sized specimens with which to secure quicker effects from their plantings. We are able to furnish these in a number of different sizes and varieties, and we are prepared to move them with large balls of earth about the roots. We shall be pleased to furnish descriptions and prices on request, if you state size and kind desired.

### PROPER DISTANCES FOR PLANTING

Oranges on common stocks . . . . .	25 to 30 ft. each way	Pears, Le Conte and Pineapple . . . . .	25 to 30 ft. each way
Oranges on <i>C. trifoliata</i> . . . . .	18 to 20 ft. each way	Pears, General varieties . . . . .	20 to 25 ft. each way
Kumquats . . . . .	10 to 12 ft. each way	Grapes, Bunch varieties . . . . .	8 to 10 ft. each way
Peaches . . . . .	18 to 20 ft. each way	Grapes, Muscadine type . . . . .	18 to 25 ft. each way
Plums . . . . .	15 to 18 ft. each way	Figs . . . . .	12 to 15 ft. each way
Japan Persimmons . . . . .	15 to 20 ft. each way	Pecans . . . . .	50 to 60 ft. each way

### NUMBER OF TREES OR PLANTS TO THE ACRE

8 by 8 . . . . .	680	13 by 13 . . . . .	257	18 by 18 . . . . .	134	30 by 30 . . . . .	48
9 by 9 . . . . .	537	14 by 14 . . . . .	222	19 by 19 . . . . .	120	35 by 35 . . . . .	35
10 by 10 . . . . .	435	15 by 15 . . . . .	193	20 by 20 . . . . .	108	40 by 40 . . . . .	27
11 by 11 . . . . .	360	16 by 16 . . . . .	170	22 by 22 . . . . .	90	45 by 45 . . . . .	21
12 by 12 . . . . .	302	17 by 17 . . . . .	150	25 by 25 . . . . .	69	50 by 50 . . . . .	17



QUANTITY	FULL NAME OF VARIETY	SIZE	STOCK	PRICE	
				Each	Total
				<i>Amount brought forward</i>	
			<i>Total amount</i>		

THIS SPACE FOR CUSTOMER'S REMARKS OR INSTRUCTIONS

---

---

---

---

---

---

---

---

---

---

---

---

---

---

---

---

---

---

---

---

---

---

---