

62.39 Index *

1956

LIBRARY
REC'D
★ APR 17 1956 ★
U. S. Department of Agriculture



BUY WITH CONFIDENCE AT

Wymann's

GARDEN CENTERS, INC.

② LOCATIONS

Route 9, NATICK-FRAMINGHAM LINE, Trinity 2-3591
Route 18, WEYMOUTH-ABINGTON LINE, Rockland 1060
(Formerly NURSERY-LAND)

Framingham, Mass.

TABLE OF CONTENTS

Azaleas	24-26	Fruits	38-39
Evergreens	2-10	Garden Supplies	43-45
Evergreen Shrubs	10-14	Vines	36-37
Rhododendrons	13-14	Roses	40-43
Deciduous Trees	15-23	Index to Varieties	47-48
Deciduous Shrubs	24-35		

TWO LOCATIONS

Our two Garden Centers are easy to reach. West of Boston, we are located on the Boston-Worcester Turnpike, Route 9, at the Natick-Framingham town line, directly opposite Shoppers World. South of Boston, we are located on Bedford Street, Route 18, 2 miles south of Route 128, at the Weymouth-Abington town line.

PRICES

The articles in the following list will be furnished at the annexed prices only when the quantity specified, of any given variety and size, is taken.

Specimens personally selected by the purchaser or his representative (or specially selected by us at his request) will be priced according to their individual values.

The prices are for the stock F.O.B. Framingham or No. Abington.

The prices are effective January 5, 1956.

TERMS

Our terms are cash. Charge accounts, for 30 days credit, may be opened upon receipt of satisfactory credit references—allowing us time for investigation. All accounts unpaid after due date will be subject to sight draft without further notice. C.O.D. express shipments will be made (with collection charges added to the bill) only when order is accompanied by a deposit of at least 25 per cent of the amount of the bill.

MEMBERS OF THE

Massachusetts Nurserymen's Association
New England Nurserymen's Association
American Association of Nurserymen
Massachusetts Horticultural Society
American Rose Society
N. E. Hardware Dealers Association

Wyman's GARDEN CENTERS, Inc.

Wyman's FRAMINGHAM NURSERIES, Inc.

Our 65th Year

This is our 65th year in the nursery business. The years have witnessed a great many changes, particularly the last few. Our business has expanded from a retail and wholesale nursery to one covering the whole horticultural and garden industry.

In 1948 we built Wyman's Garden Center, the largest and most complete garden supply store in New England. It was our aim to make available to every home owner all types of garden plants and supplies and at the same time give better service to our customers.

In the fall of 1953, we acquired the finest garden center on the South Shore, Nursery-Land, on Route 18 at the Weymouth, Abington line. We operated this through 1955 as Wyman's Nursery-Land.

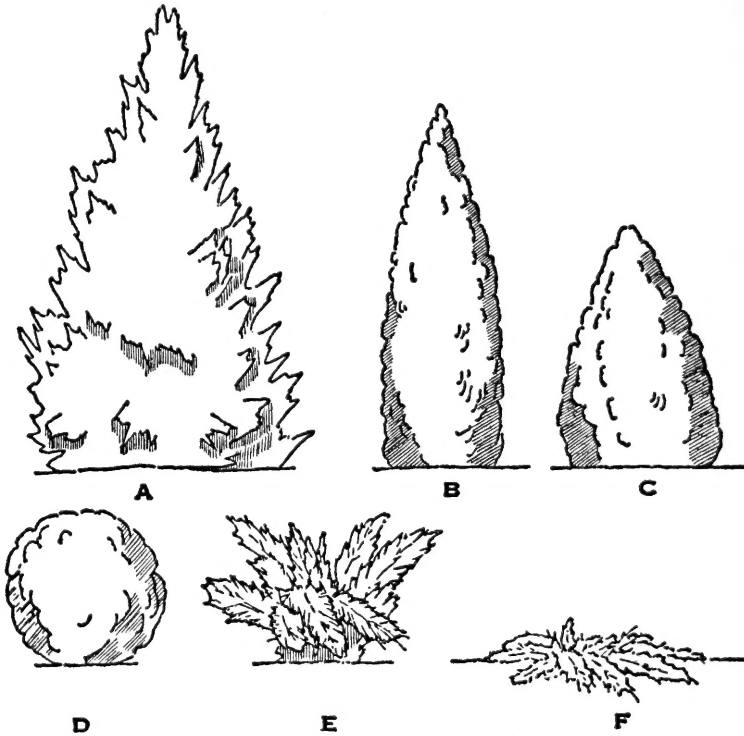
On March 1st, this year, we have combined both garden stores into one corporation, Wyman's Garden Centers, Inc. Now both stores will operate under the same name.

Also beginning March 1st, 1956, our nurseries here in Framingham and in Onancock, Virginia have been combined into one corporation, Wyman's Framingham Nurseries, Inc. We will devote our 135 acre nursery, north of Shoppers World on Route 30 in Framingham to the growing of plants for Wyman's Garden Centers, Inc. Our 129 acre nursery in Virginia will propagate plants to be sent to Framingham for growing on for future sales. In addition, it will handle our wholesale nursery business, as we grow quantities of plants for other nurseries in eastern United States.

Our plans for the future provide for many improvements and additions in our facilities in order that we may serve you better. They will be completed as rapidly as possible.

Wyman's GARDEN CENTERS, Inc.

Wyman's FRAMINGHAM NURSERIES, Inc.



TYPES OF EVERGREENS

To enable us to give accurate brief descriptions of Evergreens, we classify them into six types shown above.

- A. Large, roughly conical, medium to coarse texture.
- B. Narrow conical to columnar, medium to fine texture.
- C. Broad conical, medium to fine texture.
- D. Globose, including elliptical and flattened globe.
- E. Spreading, bush-form, not prostrate.
- F. Flat, prostrate or procumbent.

RATES OF GROWTH

These also vary, but we give an approximate average rate per year, also the key letters used in the code.

- VR—very rapid—over 18 inches.
- R—rapid—12 to 18 inches.
- M—medium—8 to 12 inches.
- S—slow—4 to 8 inches.
- VS—very slow—under 4 inches.

TRANSLATION OF DESCRIPTIVE CODE

We condense the above information into code form as:
 B—M. Reference to the above explanation indicates that the tree described is a narrow cone or column, and grows from eight to twelve inches a year.

EVERGREEN TREES

Our evergreens have the quality necessary to provide excellent IMMEDIATE EFFECT — and heavy root masses to promote TRANSPLANTING SUCCESS.

We dig our Evergreens with a ball of the earth in which they are grown, and wrap them in burlap WITHOUT additional charge.

CHAMAECYPARIS—Retinospora

1 to 9 10 and over
Each Each

CHAMAECYPARIS pisifera *Sawara Retinospora*

C—M. Light green foliage, lacy texture, graceful. Desirable in open spaces for screening.

18 to 24 in.....	2.95	2.75
2 to 2½ ft.....	3.95	3.75
2½ to 3 ft.....	5.95	5.50
3 to 4 ft.....	7.50	

p. filifera *Thread Retinospora*

C—S. Foliage long, slender, drooping, thread-like.

15 to 18 in.....	2.95	2.75
18 to 24 in.....	3.95	3.75
2 to 2½ ft.....	4.95	4.75
2½ to 3 ft.....	6.95	

p. plumosa *Plume Retinospora*

C—S. Soft, feathery foliage. Often used in foundation plantings and as individual specimens.

15 to 18 in.....	2.95	2.75
18 to 24 in.....	3.50	3.25
2 to 2½ ft.....	4.95	
2½ to 3 ft.....	6.50	

p. plumosa aurea *Golden Plume Retinospora*

C—S. Golden form of preceding, valuable for color accent.

12 to 15 in.....	2.50	2.25
15 to 18 in.....	2.95	2.75
18 to 24 in.....	3.50	3.25
2 to 2½ ft.....	4.50	

JUNIPERUS—Juniper 1 to 9 10 and over
Each Each

JUNIPERUS chin. columnaris*Columnar Chinese Juniper*

B—S to M. Dense needle foliage, medium steel gray. Outstanding as an individual specimen for accent.

2 to 2½ ft.....	3.95	
2½ to 3 ft.....	4.95	
3 to 4 ft.....	6.95	
4 to 5 ft.....	8.95	

chin. pfitzeriana*Pfitzer Juniper*

E—S to M. Foliage both scale and needle types, medium green, slightly gray. Graceful, rugged. Excellent foundation plant for ranch type home and for bank plantings.

12 to 15 in. spread.....	3.95	
15 to 18 in. spread.....	4.95	
18 to 24 in. spread.....	6.50	
2 to 2½ ft. spread.....	7.95	

excelsa stricta*Greek Juniper*

C—S. Dense, compact. Foliage sharp, needle type, bluish steel gray-green.

15 to 18 in.....	2.95	2.75
18 to 24 in.....	3.95	

glauca Hetzi*Hetz Blue Juniper*

E—M. A spreading form, similar to Pfitzer Juniper with feathery bluish-green needles. Uses similar to other spreading junipers.

12 to 15 in. spread.....	2.95	2.75
15 to 18 in. spread.....	4.50	4.25
18 to 24 in. spread.....	5.95	5.75

hor. depressa plumosa*Andorra Juniper*

F—S. Medium green short needle to slightly expanded scale foliage. Purple-red in winter. Very useful to cover banks and for foundation plantings.

12 to 15 in. spread.....	2.95	2.75
15 to 18 in. spread.....	4.50	
18 to 24 in. spread.....	5.95	

japonica*Japanese Juniper*

E—VS. Foliage scale type, rich medium green. A fine foundation plant.

15 to 18 in. spread.....	4.50	
18 to 24 in. spread.....	5.95	
2 to 2½ ft. spread.....	7.50	

sabina*Savin Juniper*

E to F—VS. Gray-green foliage of scale type, enriched by slight bronze. Useful for rock gardens and banks.

12 to 15 in. spread.....	2.75	
15 to 18 in. spread.....	3.95	
18 to 24 in. spread.....	4.95	

		1 to 9	10 and over
	PICEA—Spruce	Each	Each
PICEA canadensis			<i>White Spruce</i>
A—R. Light green to slight silver green. Makes a sturdy wind break, or may be used as a specimen.			
18 to 24 in.....		4.50	
2 to 3 ft.....		5.95	
3 to 4 ft.....		7.95	
4 to 5 ft.....		10.95	

exc. remonti			<i>Remont Spruce</i>
A—S. Dense broad dwarf cones. Very dark. An excellent tree of positive character. Use as individual specimen, or in foundation plantings for larger buildings.			
18 to 24 in.....		7.50	
2 to 2½ ft.....		10.00	
2½ to 3 ft.....		14.00	
3 to 4 ft.....		18.00	
4 to 5 ft.....		24.00	
5 to 6 ft.....		30.00	

glauca conica			<i>Dwarf Alberta Spruce</i>
C—VS. A true dwarf, symmetrical, dense, fine textured, hardy, exceedingly beautiful. Good for formal effects.			
15 to 18 in.....		5.95	
18 to 24 in.....		7.95	
2 to 2½ ft.....		9.95	

pungens glauca			<i>Blue Colorado Spruce</i>
A—M to R. The well-known blue spruce noted for its symmetrical shape. Needles ⅞", stiff, pointed, medium silvery blue.			
2 to 3 ft.....		7.95	
3 to 4 ft.....		12.00	
4 to 5 ft.....		16.50	
5 to 6 ft.....		22.50	
6 to 7 ft.....		30.00	

PINUS—Pine

PINUS resinosa			<i>Red or Norway Pine</i>
A—VR. Tall, pyramidal, loose, can be made dense by pruning. Needles 6"—10", dark. Makes an excellent wind break.			
2 to 3 ft.....		4.95	
3 to 4 ft.....		6.50	
4 to 5 ft.....		9.50	

strobos			<i>White Pine</i>
A—VR. Needles very slender, 4"—5", rich dark green, overlaid with silvery blue bloom. One of the best all round evergreens.			
3 to 4 ft.....		5.95	5.75
4 to 5 ft.....		7.95	7.50
5 to 6 ft.....		9.95	9.50
6 to 7 ft.....		15.00	
7 to 8 ft.....		25.00	

1 to 9 10 and over
Each Each

PSEUDOTSUGA douglasi

Douglas Fir

A—R. Dark green to gray-blue, soft. Develops huge column habit as it matures. Very beautiful.

2 to 2½ ft.....	4.50
2½ to 3 ft.	5.95
3 to 4 ft.....	7.95
4 to 5 ft.....	11.95
5 to 6 ft.....	18.00
6 to 8 ft.....	24.00

TAXUS—Yew

TAXUS cuspidata (spreading form)

Spreading Japanese Yew

E—S. Naturally somewhat open and irregular, but can be sheared into compact form. Beautiful either way. Full of character. Dark rich green.

15 to 18 in. spread.....	5.95	5.50
18 to 24 in. spread.....	7.95	7.50
2 to 2½ ft. spread.....	9.95	9.00
2½ to 3 ft. spread.....	14.00	
3 to 3½ ft. spread.....	18.00	

cusp. capitata

Erect Japanese Yew

B—S. Conical habit of growth with a definite single leader.

18 to 24 in.....	7.75
2 to 2½ ft.....	9.95
2½ to 3 ft.....	12.95
3 to 3½ ft.....	18.00
3½ to 4 ft.....	22.95
4 to 4½ ft.....	29.50
4½ to 5 ft.....	39.50
5 to 6 ft.....	49.50

Larger specimens priced on request.

cusp. nana

Dwarf Japanese Yew

E—VS. Very dwarf, habit irregular. Strong heavy needles, very dark, almost blue-green.

12 to 15 in. spread.....	5.50	5.00
15 to 18 in. spread.....	6.95	6.50
18 to 21 in. spread.....	9.50	
21 to 24 in. spread.....	12.00	
2 to 2½ ft. spread.....	16.50	
2½ to 3 ft. spread.....	22.50	
3 to 3½ ft. spread.....	30.00	
3½ to 4 ft. spread.....	40.00	

TAXUS—continued 1 to 9 10 and over
Each Each

media erecta *Erect Hybrid Yew*

B—S. An extremely fine Yew which fills its tops completely; dark, rich green. Excellent accent evergreen in foundation plantings, or for hedges.

12 to 15 in.....	3.95	3.75
15 to 18 in.....	4.95	4.75
18 to 24 in.....	6.95	6.75
2 to 2½ ft.....	9.95	9.50
2½ to 3 ft.....	13.95	13.00
3 to 3½ ft.....	18.00	17.00
3½ to 4 ft.....	25.00	
4 to 4½ ft.....	32.50	
4½ to 5 ft.....	42.50	
5 to 6 ft.....	60.00	
6 to 7 ft.....	85.00	
7 to 8 ft.....	110.00	
8 to 9 ft.....	150.00	

med. hatfieldi *Hatfield Yew*

B—S. Rich black-green; darkest of all Yews. Very compact. Especially useful as individual specimen. An outstanding evergreen, and is ideal for hedges 2 to 6 ft. tall.

12 to 15 in.....	4.50	4.25
15 to 18 in.....	5.95	5.75
18 to 24 in.....	7.95	7.75
2 to 2½ ft.....	10.95	9.95
2½ to 3 ft.....	16.50	15.50
3 to 3½ ft.....	22.50	
3½ to 4 ft.....	30.00	
4 to 4½ ft.....	37.50	

med. hicksi *Hicks Yew*

B—S. A columnar form with upright branches and green foliage. May be used as accent plant or specimen.

2½ to 3 ft.....	13.50	
3 to 3½ ft.....	18.00	
3½ to 4 ft.....	25.00	

med. nanagrاند *Dwarf Hybrid Yew*

E—S. Practically identical to *T. cusp. nana*, but grows somewhat faster.

12 to 15 in. spread.....	4.95	4.75
15 to 18 in. spread.....	6.75	6.50
18 to 24 in. spread.....	8.50	
2 to 2½ ft. spread.....	10.50	

TAXUS—continued	1 to 9 Each	10 and over Each
media (spreading strains)	<i>Spreading Hybrid Yew</i>	
E—S. Somewhat similar to <i>T. cuspidata</i> , but heavier denser-bodied, with well-filled centers. Far superior to other spreading varieties.		
12 to 15 in. spread.....	4.95	4.75
15 to 18 in. spread.....	6.75	6.25
18 to 24 in. spread.....	8.50	7.75
2 to 2½ ft. spread.....	10.95	10.00
2½ to 3 ft. spread.....	17.50	
3 to 3½ ft. spread.....	25.00	
3½ to 4 ft. spread.....	35.00	
4 to 4½ ft. spread.....	47.50	
4½ to 5 ft. spread.....	60.00	
5 to 6 ft. spread.....	80.00	
6 to 7 ft. spread.....	110.00	
7 to 8 ft. spread.....	150.00	
8 to 9 ft. spread.....	200.00	

med. stricta	<i>Hybrid Edging Yew</i>	
E—S. New. Finest evergreen for low dense hedge—far superior to <i>Taxus canadensis stricta</i> . Handsome dark green foliage.		
12 to 15 in.....	3.95	3.75
15 to 18 in.....	4.95	4.75
18 to 24 in.....	6.95	

med. wymani	<i>Wyman Yew</i>	
D—S. Develops into round, bold bush as tall as broad, with centers entirely filled. Use for large bold effects.		
12 to 15 in.....	4.95	
15 to 18 in.....	6.50	
18 to 24 in.....	8.50	
2 to 2½ ft.....	10.50	
2½ to 3 ft.....	17.50	

THUJA—Arborvitae

THUJA occ. columnaris	<i>Columnar Arborvitae</i>	
B—M. This improved variety has the soft texture of <i>T. occidentalis</i> . For this reason, and on account of its dense, columnar habit, it is one of the most desirable tall-growing narrow evergreens. For hedges and wind breaks. Also individual specimens.		
2 to 3 ft.....	3.95	3.75
3 to 4 ft.....	5.95	5.50
4 to 5 ft.....	7.95	7.50
5 to 6 ft.....	9.95	9.00
6 to 7 ft.....	12.00	11.00
7 to 8 ft.....	15.00	

occ. globosa	<i>Globe Arborvitae</i>	
(See Thuja occ. Woodwardi)		

THUJA—continued 1 to 9 10 and over
Each Each

occ. pyramidalis *American Pyramidal Arborvitae*

B—S. Columnar, dense, and compact. Darker color well maintained in winter. Use in foundation plantings, for accents and hedges.

2 to 3 ft.....	3.95	3.75
3 to 4 ft.....	5.95	5.50
4 to 5 ft.....	7.95	7.50
5 to 6 ft.....	9.95	9.00
6 to 7 ft.....	12.00	11.50
7 to 8 ft.....	15.00	

occ. wareana *Ware (or Siberian) Arborvitae*

C—S. Tough; exceptionally hardy. Dense, Full. Dark; suggestion of dark steel blue. Full of character.

18 to 24 in.....	3.85	3.50
2 to 2½ ft.....	4.95	4.50
2½ to 3 ft.....	6.75	6.00
3 to 4 ft.....	8.50	
4 to 5 ft.....	12.00	

occ. woodwardi *Ball Arborvitae*

D—S. Dense, fine textured. Absolutely the best globe.

12 to 15 in.....	2.95	2.85
15 to 18 in.....	3.95	3.75
18 to 24 in.....	4.95	4.50

TSUGA—Hemlock

TSUGA canadensis *Canada Hemlock*

A to C—M to R. The best Hemlock. Native to northern United States, Canada. Foliage rich dark green, lacy. Graceful. Often pronounced the finest Evergreen of North America. The Hemlock, when unpruned, grows into a large specimen of exceptional beauty. Pruned, it may be used in plantings of dwarf Evergreens.

18 to 24 in.....	4.95	4.75
2 to 2½ ft.....	5.95	5.50
2½ to 3 ft.....	7.50	7.00
3 to 3½ ft.....	9.50	9.00
3½ to 4 ft.....	12.00	11.50
4 to 5 ft.....	14.95	13.95
5 to 6 ft.....	19.50	
6 to 7 ft.....	25.00	
7 to 8 ft.....	32.50	

caroliniana *Carolina Hemlock*

C—S. Needles slightly longer than preceding. Medium green. Thrives in drier soil than Canada Hemlock, and will withstand winds better.

18 to 24 in.....	5.50
2 to 2½ ft.....	6.50

TSUGA—continued

1 to 9 10 and over
Each Each

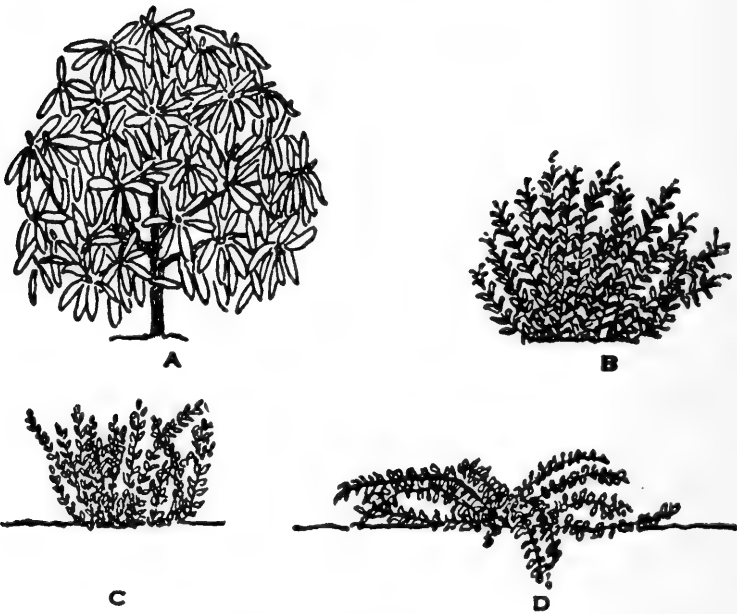
microphylla

Compact Canadian Hemlock

C—S. A slower growing, more compact form of Canadian Hemlock with darker green foliage. Excellent in foundation plantings.

3 to 4 ft.....	12.95
4 to 5 ft.....	16.95
5 to 6 ft.....	21.50

EVERGREEN SHRUBS



TYPES OF EVERGREEN SHRUBS

- A. Branching habit, leaves large.
- B. Multiple stems, leaves medium.
- C. Multiple stems, slightly branching, leaves usually small, sometimes minute, even scale-like.
- D. Viny, creeping, climbing or sprawling habit, leaves small to medium.

RATES OF GROWTH

VR—very rapid—over 8 inches.

R—rapid—6 to 8 inches.

M—medium—4 to 6 inches.

S—slow—2 to 4 inches.

VS—very slow—under 2 inches.

	1 to 9 Each	10 and over Each
ARCTOSTAPHYLOS uva-ursi <i>Bearberry</i>		
Produces a low dense viney mat. Particularly good for sandy slopes. Equally good in sun or shade. Red berries. Best in light sandy loam.		
3 to 6 in. potted.....	.95	.85
CALLUNA vulgaris <i>Common Heather</i>		
Low growing. Flowers mostly purplish racemes to 10 in. long. Blooms profusely in late summer.		
3 to 6 in. potted.....	.60	.50
DAPHNE cneorum <i>Rose Daphne</i>		
C to B—S. Leaves narrow, ¾",. Rose-colored, delicately fragrant flowers, produced freely in May, June and occasionally during the summer.		
6 to 9 in. B&B.....	2.25	2.00
9 to 12 in. B&B.....	2.95	2.75
12 to 15 in. B&B.....	3.95	
15 to 18 in. B&B.....	4.95	
EUONYMUS radicans <i>Wintercreeper</i>		
C to D—M. Viny branches. Leaves ¾", oval, dark, dull. Use on brick, concrete or stone walls, or as a ground cover in sunny or shady areas.		
2 yrs. Bare root.....	1.00	.85
3 yrs. Bare root.....	1.50	1.25
4 yrs. Bare root.....	2.00	
18 to 24 in. B&B staked and tied..	1.95	
2 to 3 ft. B&B staked and tied....	2.95	
rad. carrieri <i>Glossy Wintercreeper</i>		
C to B—R. Glossy oval leaves, 1¾". Strongest climbing Euonymus. Unsupported, makes fine rounding bush, and is ideal for low hedges.		
2 yrs. Bare root.....	1.00	.85
3 yrs. Bare root.....	1.50	1.25
4 yrs. Bare root.....	2.00	
rad. colorata <i>Bronze Wintercreeper</i>		
C to B—R. Leaves 1½", oval, red under. Useful on banks, and a ground cover. Leaves turn purple in winter.		
3 yrs. Bare root.....	1.25	1.00
4 yrs. Bare root.....	1.75	
rad. minimus <i>Baby Wintercreeper</i>		
D—VS. Leaves 1½". Climbs well on walls. Excellent on low walls; as a ground cover and many other uses.		
3 yrs. Bare root.....	2.00	
rad. vegetus <i>Bigleaf Wintercreeper</i>		
B to D—M. Leaves round, 1". Fruit 1/3", orange-scarlet. Use on walls, banks, or as a formal hedge by shearing.		
2 yrs. Bare root.....	1.00	.85
3 yrs. Bare root.....	1.50	1.25
4 yrs. Bare root.....	2.00	1.75

	1 to 9 Each	10 and over Each
HEDERA helix baltica <i>Hardy English Ivy</i>		
D—VR. Leaves white-veined 2 to 3". Makes dense ground cover, in sunny or shady areas.		
9 to 12 in.—3 in. pots.....	.85	.75
18 to 24 in.—4 in. pots.....	1.95	

ILEX crenata convexa <i>Boxleaf Japanese Holly</i>		
B—M. Spreading shrub habit. Leaves 1/2", glossy. This plant produces a very attractive hedge, and has many uses in foundation plantings.		
9 to 12 in. B&B.....	2.95	2.75
12 to 15 in. B&B.....	3.95	3.75
15 to 18 in. B&B.....	5.95	
18 to 24 in. B&B.....	8.95	
2 to 2 1/2 ft. B&B.....	11.95	

<i>glabra</i> <i>Ink Berry</i>		
Average height 4 ft. Leaves 1 to 1/2 in., glossy black berries. Makes excellent hedge similar to Boxwood.		
12 to 15 in. B&B.....	3.50	
15 to 18 in. B&B.....	4.95	
18 to 24 in. B&B.....	6.50	

<i>hatfieldi</i> <i>Lusterleaf Holly</i>		
B—M. Upright habit. Glossy foliage. Excellent for hedge, or as single specimen.		
15 to 18 in. B&B.....	5.95	
18 to 24 in. B&B.....	7.95	

<i>opaca</i> <i>American Holly</i>		
Our typical Christmas Holly. Young plants grow as semi-spreading shrubs. Later they assume a cone shape. Female plants bear showy red berries. Must have male plant near by.		
15 to 18 in. B&B.....	5.95	
18 to 24 in. B&B.....	7.95	
2 to 2 1/2 ft. B&B.....	10.95	
2 1/2 to 3 ft. B&B.....	12.95	

KALMIA latifolia <i>Mountain Laurel</i>		
A—M to R. Leaves 3"—4", dark, glossy. Large, rounding clusters of small white and pink flowers. June. Our Kalmias are nursery grown from northern seed, and by virtue of their exceptionally heavy root systems, give far better results than collected stock.		
15 to 18 in. B&B.....	} NURSERY GROWN	5.95
18 to 24 in. B&B.....		7.95
2 to 2 1/2 ft. B&B.....		9.95
2 1/2 to 3 ft. B&B.....		12.00
		5.75
		7.50

LEUCOTHOE catesbaei <i>Drooping Leucothoe</i>		
B—R. Graceful drooping branches. Leaves 3"—5", narrow, pointed, dark glossy; beautiful purple-red in winter. Flowers small white, bell-shaped, May. Does well in partial shade.		
15 to 18 in. B&M.....	5.00	
18 to 24 in. B&B.....	6.50	
2 to 3 ft. B&B.....	8.50	

	1 to 9 Each	10 and over Each
PACHISTIMA canbyi <i>Pachistima</i>		
Ground cover plant of many erect stems. Small white flowers, May, June. Thrives in all soils and exposures, best color in shade.		
3 to 6 in. pots.....	.85	.75
PACHYSANDRA terminalis <i>Japanese Spurge</i>		
C—S. Erect plant developing into a mat 8"—10" high. Small white flowers. Plant at least four each sq. foot. For ground cover.		
From 3 in. pots EXTRA HEAVY	.55	.50
From 2½ in. pots Standard grade	.40	.35
Single plants in bands, 12 for	\$1.95.	
PIERIS floribunda <i>Mountain Andromeda</i>		
B. Low, dense, compact. Dark oval leaves, 1½". White flowers, April, like Lily of the Valley.		
12 to 15 in. spread B&B.....	4.95	
15 to 18 in. spread B&B.....	6.50	
18 to 24 in. spread B&B.....	8.00	
japonica <i>Japanese Andromeda</i>		
B—S. Medium green. Glossy foliage, white bell flowers. Very attractive. Use in group plantings, or as individual specimen.		
15 to 18 in. B&B.....	4.95	4.75
18 to 24 in. B&B.....	7.50	
2 to 2½ ft. B&B.....	9.95	
2½ to 3 ft. B&B.....	12.95	
RHODODENDRON carolinianum <i>Carolina Rhododendron</i>		
A—M to R. Leaves 2"—3" bronze-green. Pink flowers, profuse, late May, clusters 3"—4" tough and rugged under almost all conditions.		
15 to 18 in. B&B.....	6.50	6.25
18 to 24 in. B&B.....	7.95	7.50
2 to 2½ ft. B&B.....	10.50	
2½ to 3 ft. B&B.....	13.95	
car. alba <i>White Carolina Rhododendron</i>		
A—M to R. White variety of preceding.		
18 to 24 in. B&B.....	9.00	
2 to 2½ ft. B&B.....	12.00	
catawbiense <i>Catawba Rhododendron</i>		
A—M to R. Leaves 4"—6", revolute. Lavender-pink flowers, clusters 5"—7", profuse, late May, June.		
15 to 18 in. B&B.....	5.50	
18 to 24 in. B&B.....	7.00	
2 to 2½ ft. B&B.....	9.50	
2½ to 3 ft. B&B.....	12.50	
3 to 3½ ft. B&B.....	16.00	
3½ to 4 ft. B&B.....	20.00	

RHODODENDRON—continued

	1 to 9 Each	10 and over Each
--	----------------	---------------------

Hybrids—Seed Grown

A—M. Mixed colors—As they run—not selected—Reds, Pinks, Orchids, Lavenders, Pale Blush Tints. Excellent for group planting in borders and foundation areas.

15 to 18 in. B&B.....	6.50	6.25
18 to 24 in. B&B.....	7.95	7.75
2 to 2½ ft. B&B.....	10.50	10.00
2½ to 3 ft. B&B.....	13.95	
3 to 3½ ft. B&B.....	18.00	

maximum

Rosebay Rhododendron

A—M to R. Flat leaves, 5"—10", White and blush-pink flowers in clusters, 4", June. Does well in partial shade.

15 to 18 in. B&B.....	4.95	
18 to 24 in. B&B.....	6.50	
2 to 2½ ft. B&B.....	8.50	
2½ to 3 ft. B&B.....	10.95	
3 to 3½ ft. B&B.....	14.00	
3½ to 4 ft. B&B.....	20.00	

Smirnowi

Smirnow Rhododendron

Light rose-pink flowers. Chamois-colored felt on stems and underside of leaves.

12 to 15 in. B&B.....	4.95	
15 to 18 in. B&B.....	6.50	
18 to 24 in. B&B.....	7.95	

wilsoni

Wilson Rhododendron

B—S. Low dense rounding. Flowers small, deep rose, late June, early July. Excellent for foundation plantings.

12 to 15 in. spread B&B.....	5.95	
15 to 18 in. spread B&B.....	7.95	

Hybrid Rhododendrons—Grafted

A—M to R. Named varieties; for foundation, or border plantings.

15 to 18 in. B&B.....	8.95	
18 to 24 in. B&B.....	10.95	
2 to 2½ ft. B&B.....	14.00	
2½ to 3 ft. B&B.....	20.00	

Caractacus—dark crimson red.

Catawbiense grandiflorum—beautiful light purple.

Everestianum—lilac rose, frilled edge.

Gomer Waterer—large white.

Mme. Masson—white.

VINCA minor

Common Periwinkle

D—VR. Glossy dark leaves. Blue flowers. Plant one every square foot. Grows into a solid mat.

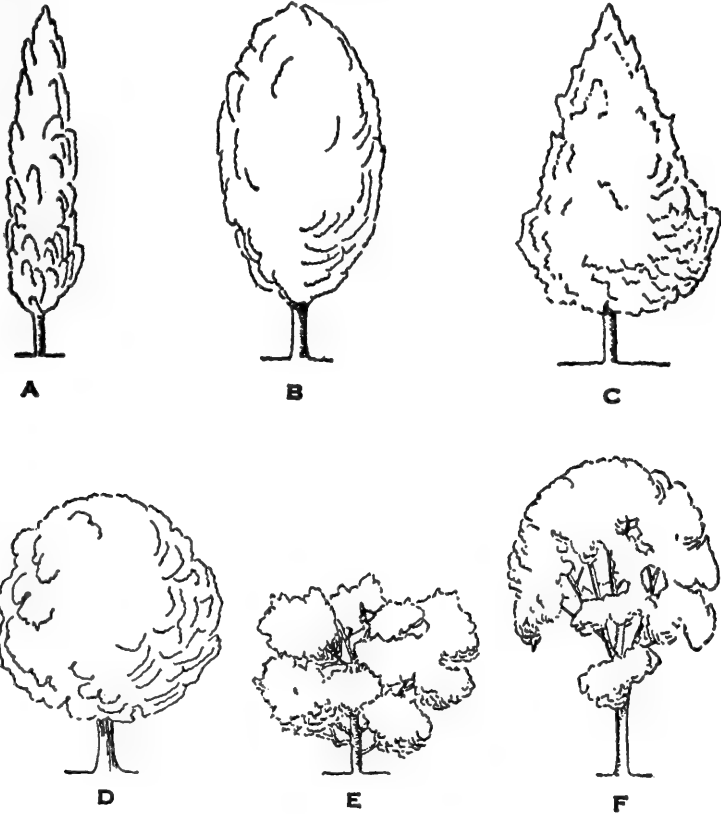
2 yrs., pot grown and field grown	.45	.35
	\$30.00 per hundred	

bowles variety

Hybrid Periwinkle

Richer color of flower than the common Periwinkle, June-September. Similar habit of growth. Broader glossy green leaves.

2 yr. pot grown55	.45
-----------------------	-----	-----



TYPES OF DECIDUOUS TREES

- A. Narrow columnar habit, branches erect.
- B. Oval or elliptic head, branches ascending.
- C. Conical head, branches ascending.
- D. Broad rounding head, branches spreading.
- E. Irregular habit, branches irregularly ascending or spreading.
- F. Branches ascending, arching, even drooping near ends.

Certain types such as B, C and D do not always show the characteristics depicted when young, but do so as they mature.

RATES OF GROWTH

VR—very rapid—over 4 feet.

R—rapid—3 to 4 feet.

M—medium—2 to 3 feet.

S—slow—1 to 2 feet.

VS—very slow —under 1 foot.

DECIDUOUS SHADE AND ORNAMENTAL TREES

Caliper measurements are taken 12 inches above ground. Varieties marked "B&B" are always dug with Ball and Burlapped at No Additional Cost. For balling and bur-lapping charge on items not marked "B&B", see page 26 for B&B charge chart.

1 to 9 10 and over
Each Each

ACER palmatum atropurpureum *Japanese Red Maple*

E—S. Dwarf in habit, with rich colored leaves all summer. Best in sun. Use as lawn specimen.

15 to 18 in. B&B.....	5.95	
18 to 24 in. B&B.....	9.95	

platanoides *Norway Maple*

D—R. The best of all shade trees for both lawn and street use. Broad, dense head, covered with large, heavy, dark rich green leaves, 5" to 7", 5-lobed. Late fall color, yellow.

6 to 8 ft.....	7.50	7.00
8 to 10 ft.....	10.00	9.00
10 to 12 ft.....	14.00	
12 to 14 ft.....	20.00	

plat. schwedleri *Schwedler Maple*

D—R. Lvs. bright red, spring; purple green, summer.

6 to 8 ft.....	9.00	
8 to 10 ft.....	12.00	

plat. schw. Crimson King *Crimson King Maple*

D—R. The only red maple of shade tree size that stays red all summer.

5 to 6 ft.....	8.95	
6 to 7 ft.....	11.95	
7 to 8 ft.....	14.95	
8 to 10 ft.....	19.95	

saccharum *Sugar Maple*

B—R. Lvs. 3—5 lobed, 3"—5", medium green. Beautiful fall color—yellow to gold. One of the best shade trees.

6 to 8 ft.....	7.50	7.00
8 to 10 ft.....	10.00	9.00
10 to 12 ft.....	14.00	
12 to 14 ft.....	20.00	

ALBIZZIA julibrissin *Silk Tree or Powder Puff Tree*

E—M. Feathery pink flowers. July, August. An exotic and interesting tree.

4 to 5 ft.....	4.50	
5 to 6 ft.....	5.95	

BETULA alba *European White Birch*

B—M. Bark very white.

5 to 6 ft. B&B.....	5.95	
6 to 8 ft. B&B.....	9.00	
8 to 10 ft. B&B.....	12.00	

	1 to 9	10 and over
BETULA—continued	Each	Each
<i>alba fastigiata</i>	<i>Columnar White Birch</i>	
A—R. Habit like Lombardy Poplar—White bark, attractive.		
5 to 6 ft. B&B.....	9.95	
6 to 7 ft. B&B.....	12.95	
<i>papyrifera</i>	<i>Paper or Canoe Birch</i>	
C—M. Young bark brown; older white. Lvs. oval, 3".		
5 to 6 ft. B&B.....	5.85	5.50
6 to 8 ft. B&B.....	8.95	8.50
8 to 10 ft. B&B.....	12.00	
10 to 12 ft. B&B.....	18.00	
12 to 14 ft. B&B.....	25.00	
<i>pendula gracilis</i>	<i>Cutleaf Weeping Birch</i>	
C—M. Bark White. Branchlets droop. Leaves deeply cut.		
5 to 6 ft. B&B.....	7.00	
6 to 8 ft. B&B.....	10.00	
8 to 10 ft. B&B.....	14.95	
CERCIDIPHYLLUM japonicum	<i>Katsura Tree</i>	
A to C—S. Leaves 2½", heart shape, opening pink to purple; maturing bright green; bright yellow in fall. Excellent single specimen.		
4 to 5 ft. B&B.....	5.95	5.50
5 to 6 ft. B&B.....	8.95	8.50
6 to 8 ft. B&B.....	12.00	11.00
8 to 10 ft. B&B.....	18.00	17.00
CERCIS canadensis	<i>American Red Bud</i>	
E—S. Lvs. 4", heart-shaped. Fls. ½", rosy pink, May. Very colorful individual specimen, or for use near a border.		
4 to 5 ft. B&B.....	3.95	
5 to 6 ft. B&B.....	6.95	
6 to 8 ft. B&B.....	9.95	
CHIONANTHUS virginica	<i>White Fringe</i>	
VS. Shrubby. Large lacy white panicles, May, June. Showy when in bloom.		
18 to 24 in.....	1.75	
2 to 3 ft.....	2.50	
CLADRASTIS lutea	<i>Yellow-Wood</i>	
E—S. Leaves 3", glossy, dark. A striking tree with long panicles of fragrant white flowers in June.		
5 to 6 ft. B&B.....	6.95	
6 to 8 ft. B&B.....	9.95	
CORNUS florida	<i>Flowering Dogwood</i>	
E—VS. Leaves dark red in fall. Flowers white, 3"—4", May. Red Fruit 1/3". Excellent ornamental lawn trees.		
3 to 4 ft. B&B.....	5.95	
4 to 5 ft. B&B.....	7.95	
5 to 6 ft. B&B.....	10.95	
6 to 7 ft. B&B.....	14.95	
7 to 8 ft. B&B.....	20.00	

CORNUS—continued	1 to 9 Each	10 and over Each
<i>Red Flowering Dogwood</i>		
flor. rubra		
E—VS. Deep rose-colored flowers. A brilliant addition as a specimen, or in groups with other trees.		
2 to 3 ft. B&B.....	5.95	5.75
3 to 4 ft. B&B.....	8.95	8.50
4 to 5 ft. B&B.....	12.95	
5 to 6 ft. B&B.....	17.95	
6 to 7 ft. B&B.....	27.00	
 <i>Oriental Flowering Dogwood</i>		
kousa		
B—M. Flowers cream white, large broad petals, June. Red fruit, August.		
4 to 5 ft. B&B.....	8.95	
5 to 6 ft. B&B.....	11.95	
6 to 7 ft. B&B.....	16.95	
 <i>Washington Hawthorn</i>		
CRATAEGUS cordata		
E to D—S. Thorny. Lvs. small 3—5-lobed. Fls. white, May, June. Abundant crimson fruits 1/3", remain late.		
3 to 4 ft. B&B.....	4.95	
4 to 5 ft. B&B.....	6.95	
5 to 6 ft. B&B.....	8.95	
6 to 8 ft. B&B.....	11.95	
 <i>English Hawthorn</i>		
oxycantha		
E—S. Leaves small. Fls. large, white, May.		
4 to 5 ft. B&B.....	5.00	
5 to 6 ft. B&B.....	6.75	
6 to 7 ft. B&B.....	9.00	
 <i>Paul's Double Scarlet Hawthorn</i>		
oxy. splendens		
E—S. Double scarlet flowers, like a cluster of miniature roses.		
4 to 5 ft. B&B.....	6.50	
5 to 6 ft. B&B.....	8.50	
6 to 7 ft. B&B.....	12.00	
 <i>Franklinia</i>		
EVODIA daniellii		
Small tree—large clusters of small white flowers, up to 6", June. Fruits in Sept.		
5 to 6 ft.....	9.95	
6 to 8 ft.....	12.95	
 <i>Rivers Purple Beech</i>		
FAGUS sylvatica riversi		
C to D—S. Bark medium gray. Dark purple leaves, nearly black.		
2 to 3 ft. B&B.....	5.95	
 <i>Franklinia</i>		
FRANKLINIA alatamaha		
E—M. Shrub-like tree. Rare. Flowers white, yellow center, Sept. Oct., Autumn color, red and orange.		
3 to 4 ft.....	7.50	
4 to 5 ft.....	12.00	
5 to 6 ft.....	18.00	

	1 to 9 Each	10 and over Each
GLEDITSIA triacanthos inermis <i>Thornless Honey Locust</i>		
F—M. Excellent shade tree. Fast growing. Provides ample shade but does not shade out lawn grass.		
5 to 6 ft.....	4.95	
6 to 8 ft.....	7.50	
8 to 10 ft.....	9.95	
10 to 12 ft.....	12.95	

moraine—new— Plant Patent No. 836		<i>Moraine Locust</i>
This new Locust is destined to replace the American Elm, is similar in its habit of growth. Thornless, thrives in city conditions, and has all the qualities to make this new plant outstanding.		
5 to 6 ft.....	6.00	5.75
6 to 8 ft.....	9.95	9.00

HALESIA tetraptera		<i>Silver Bell</i>
White bell shaped flowers in May, profusely borne along the branchlets.		
4 to 5 ft.....	8.95	
5 to 6 ft.....	10.95	

JUGLANS nigra		<i>Black Walnut</i>
E—M. Large edible nuts.		
5 to 6 ft.....	6.95	
6 to 8 ft.....	9.95	

KOELREUTERIA paniculata		<i>Goldenrain tree</i>
E—M to S. An attractive small tree with long showy yellow panicles. June, July.		
4 to 5 ft.....	6.95	
5 to 6 ft.....	8.95	
6 to 8 ft.....	10.95	

LABURNUM vossii		<i>Goldenchain</i>
E—M. Small tree or narrow shrub. Large hanging clusters bright yellow pea-flowers, May, June. Tender. Needs lime.		
4 to 5 ft. B&B.....	7.00	
5 to 6 ft. B&B.....	10.00	

LIQUIDAMBAR styraciflua		<i>Sweetgum</i>
C—M. Maple-like leaves, branches becoming corky.		
4 to 5 ft.....	4.95	
5 to 6 ft.....	6.95	
6 to 8 ft.....	9.95	

LIRIODENDRON tulipifera		<i>Tulip Tree</i>
B—R. Leaves 6", dark, glossy. Flowers greenish yellow, orange markings.		
4 to 5 ft.....	4.95	
5 to 6 ft.....	6.95	
6 to 8 ft.....	9.00	

1 to 9 10 and over
Each Each

MAGNOLIA soulangeana*Saucer Magnolia*

E—M. Leaves 6". Flowers 5", white inside, rosy purple outside. May. One of the most popular Magnolias in this area.

2 to 3 ft. B&B.....	6.50
3 to 4 ft. B&B.....	9.95
4 to 5 ft. B&B.....	14.00
5 to 6 ft. B&B.....	20.00
6 to 7 ft. B&B.....	25.00

stellata*Star Magnolia*

E—S. Leaves 4", fragrant flowers 3", white, early May, before leaves appear.

18 to 24 in. B&B.....	4.50
2 to 3 ft. B&B.....	6.95
3 to 4 ft. B&B.....	10.00
4 to 5 ft. B&B.....	16.00

MALUS

(The Flowering Crabs)

GROUP I**MALUS arnoldiana***Arnold Crab*

E—S. Flowers single, white with pink. Fruits yellow.

flor. atrosanguinea*Carmine Crab*

E—S. Graceful arching branches, flowers carmine.

micromalus superbus*Pink Cascade Crab*

E—M. Graceful branches covered with pink profusion.

scheideckeri*Scheidecker Crab*

E—S. Double rose-pink inside, deep outside; free blooming. Early.

spectabilis rosea plena*Double Pink Chinese Crab*

B—S. Resembles Double Pink Japanese Cherries. Very fine.

PRICES OF THE ABOVE LISTED MALUS

4 to 5 ft. B&B.....	4.95	4.50
5 to 6 ft. B&B.....	6.95	6.50
6 to 8 ft. B&B.....	9.95	9.50
6 to 8 ft. B&B.....EXTRA HEAVY	18.00	
8 to 10 ft. B&B.....	15.00	14.00
8 to 10 ft. B&B EXTRA HEAVY	30.00	

GROUP II**baccata***Siberian Crab*

B to D—S. Flowers pink in bud, opening single white, fragrant. Fruit red, yellow.

eleyi*Ely Crab*

E—M. Leaves strong purple. Flowers single rosy carmine, large, broad petals.

floribunda*Japanese Flowering Crab*

E—S. Graceful arching, spreading. Flowers single; narrow petals, pink; profuse. The oldest known and still one of the finest.

MALUS—Continued 1 to 9 10 and over
Each Each

↓ hopa *Hopa Crab*

A to B—S. Leaves purplish. Flowers single, large, broad petals, deep pink.

purpurea *Purpleleaf Crab*

E—S. Leaves rich reddish purple. Flowers single, broad petals, brilliant deep pink as leaves unfold. Fruit deep red, 3/4".

theifera *Tea Crab*

E—Spreading head. Often completely hidden with pink flowers which later turn paper white.

PRICES OF THE ABOVE LISTED MALUS

5 to 6 ft. B&B.....	5.95	5.50
6 to 8 ft. B&B.....	8.95	8.50
8 to 10 ft. B&B.....	12.00	11.50
8 to 10 ft. B&B EXTRA HEAVY	25.00	
10 to 12 ft. B&B.....	20.00	
10 to 12 ft. B&B EXTRA HEAVY	35.00	

↓ MORUS alba tatarica *Russian Mulberry*

D—M. Fine for back yard planting; bears edible purple fruits. Hardy.

4 to 5 ft. B&B.....	2.95
5 to 6 ft. B&B.....	4.95
6 to 8 ft. B&B.....	6.95

alba pendula *Weeping Mulberry*

An attractive weeping form.

4 yr. heads grafted.....	9.50
--------------------------	------

NYSSA sylvatica *Tupelo*

E—M to S. Leaves dark, glossy, 3"; in fall wonderful brilliant hues, scarlet to crimson. Fruit 1/2", blue-black. Little known but very beautiful.

3 to 4 ft.....	3.95
4 to 5 ft.....	4.95
5 to 6 ft.....	6.50

OXYDENDRUM arboreum *Sourwood*

E—M. Flowers white, June, July. Leaves scarlet in autumn. Very fine small native tree.

4 to 5 ft.....	6.50
5 to 6 ft.....	9.00
6 to 8 ft.....	12.00

PLATANUS occidentalis *American Sycamore or Buttonwood*

D—R. Very rapid growing. Leaves 8", maple-shaped. An excellent city tree. Develops into a very picturesque tree.

6 to 8 ft.....	5.95	
8 to 10 ft.....	8.45	7.50
10 to 12 ft.....	11.95	10.00
12 to 14 ft.....	18.00	

	1 to 9	10 and over
	Each	Each
✓ PRUNUS cerasifera pissardi		<i>Purpleleaf Plum</i>
B—S. Leaves dark purple. Flowers blush-white, May. Dark, wine-red fruit.		
6 to 8 ft. B&B.....	10.00	
8 to 10 ft. B&B.....	15.00	
↓ thundercloud		<i>Purpleleaf Plum</i>
B—S. Rich, purple foliage. The very best of the purple-leaf plums. Single pink flowers.		
4 to 5 ft. B&B.....	4.50 ea.	

JAPANESE FLOWERING CHERRIES

Kwansan

B—VS. Flowers old rose, double, full.	
5 to 6 ft. B&B.....	8.00
6 to 7 ft. B&B.....	12.00
7 to 8 ft. B&B.....	18.00
8 to 10 ft. B&B.....	25.00

Pink Weeping Cherry—single or double

F—S. Flowers large, bright pink.	
4 to 5 ft. B&B.....	9.50
5 to 6 ft. B&B.....	12.00
6 to 8 ft. B&B.....	18.00

QUERCUS rubra

C to D—M. Leaves rich dark red in fall. Fast growing.	
6 to 8 ft.....	8.50
8 to 10 ft.....	12.00

Red Oak

robur fastigiata

A—M. Tall narrow habit like Lombardy Poplar. Useful for a spire-like effect.	
8 to 10 ft. B&B.....	15.00
10 to 12 ft. B&B.....	35.00
12 to 14 ft. B&B.....	60.00
14 to 16 ft. B&B.....	120.00

Columnar English Oak

SALIX babylonica

F—R to M. Branchlets very drooping. Leaves lance shaped, light green, 2"—6".	
--	--

Babylon Weeping Willow

niobe

F—R. Very weeping. Younger branchlets bright yellow.	
--	--

Golden Weeping Willow

PRICES OF THE ABOVE LISTED WILLOWS

6 to 8 ft. B&B.....	4.95	4.75
8 to 10 ft. B&B.....	8.95	
10 to 12 ft. B&B.....	12.95	


	1 to 9	10 and over
	Each	Each
SALIX —continued		
<i>matsudana tortuosa</i>		<i>Corkscrew Willow</i>
Interesting trees with twisting stems.		
4 to 5 ft. B&B.....	4.95	4.75
5 to 6 ft. B&B.....	6.95	6.50
6 to 8 ft. B&B.....	9.00	
8 to 10 ft. B&B.....	11.95	
SOPHORA <i>japonica</i>		<i>Chinese Pagoda Tree</i>
E—M. White flowers in late summer, excellent small street tree.		
3 to 4 ft.....	6.00	
4 to 5 ft.....	8.00	
SORBUS <i>aucuparia</i>		<i>European Mountain Ash</i>
C—S to M. Large corymbs, white flowers, May, June. Large clusters of scarlet berries borne in abundance from July to winter.		
6 to 8 ft. B&B.....	7.50	
8 to 10 ft. B&B.....	10.50	
STYRAX <i>japonica</i>		<i>Japanese Snowbell</i>
E—S. White bell-shaped pendant flowers, fragrant. June and July.		
3 to 4 ft.....	4.50	
4 to 5 ft.....	5.95	
TAXODIUM <i>distichum</i>		<i>Bald Cypress</i>
C—M. Light green leaves. Cones 1" across.		
4 to 5 ft. B&B.....	6.95	
5 to 6 ft. B&B.....	8.95	
6 to 7 ft. B&B.....	10.95	
TILIA <i>cordata</i>		<i>Littleleaf Linden</i>
C to B—S. Leaves 2" to 3", somewhat glossy. Small flowers sweet scented. Withstands adverse conditions.		
<i>vulgaris</i>		<i>European Linden</i>
C to B—M. Leaves 3" to 4". Symmetrical growing and rapid; quickly grows into shade giving proportions. The best species.		

PRICES OF THE ABOVE LISTED LINDENS

6 to 8 ft.	7.95
8 to 10 ft.....	11.95
10 to 12 ft.....	17.95
12 to 14 ft.....	25.00

ULMUS <i>pumila</i>		<i>Siberian Elm</i>
F—YR. Fine branches, Leaves 1"—2". Graceful. Very popular.		
6 to 8 ft.....	4.95	
8 to 10 ft.....	7.50	
10 to 12 ft.....	11.50	
12 to 14 ft.....	15.00	
14 to 16 ft.....	25.00	

DECIDUOUS FLOWERING AND ORNAMENTAL SHRUBS



TYPES OF DECIDUOUS SHRUBS

- A. Stems erect, moderately branched, usually narrow.
- B. Stems spreading, then ascending or erect, moderately branched.
- C. Few stems, many branches.
- D. Many stems, few or no branches.
- E. Stems ascending or erect, arching, finally drooping.
- F. Low, spreading sprawling.

Since few Deciduous Shrubs have a definite rate of growth, or constant ratios of height to breadth, we omit those items, but indicate the types.

AZALEA	1 to 9	10 and over
	Each	Each

Admittedly the finest of the flowering shrubs, Azaleas give some of our most delicate flower colors, as well as a flowering range from early April to early July.

AZALEA arborescens

Sweet Azalea

D—S. Broad round habit. Flowers white inside, rich pink outside, red stamens, fragrant, late June.

18 to 24 in. B&B.....	4.95
2 to 2½ ft. B&B.....	6.50

AZALEA—Continued	1 to 9 Each	10 and over Each
calendulacea	<i>Flame Azalea</i>	
A—Varying hues of red, orange, yellow; early June.		
18 to 24 in. B&B.....	4.95	4.50
2 to 2½ ft. B&B.....	5.95	5.50
2½ to 3 ft. B&B.....	7.50	7.00
3 to 3½ ft. B&B.....	9.95	
3½ to 4 ft. B&B.....	12.95	
gandavensis	<i>Ghent Azalea</i>	
A—Flowers early June, attractive mixed colors, light to golden yellow, light pink, cream and orange. One of the best for the area.		
18 to 24 in. B&B.....	5.95	5.75
2 to 2½ ft. B&B.....	6.95	6.50
2½ to 3 ft. B&B.....	8.50	
3 to 3½ ft. B&B.....	11.95	
3½ to 4 ft. B&B.....	15.00	
Ghent Azalea Hybrids		
A—		
Coccinea speciosa—Brilliant orange-red.		
Narcissiflora—Double, sulphur yellow.		
PRICES FOR ABOVE GHENT HYBRIDS		
15 to 18 in. B&B.....	5.50	
18 to 24 in. B&B.....	6.75	
2 to 2½ ft. B&B.....	8.50	
kaempferi	<i>Torch Azalea</i>	
A—Foliage small, scarlet to crimson in fall. Flowers combination of red, pink, salmon, blend into a wonderful indescribable flame color; late May. A very graceful and attractive variety.		
15 to 18 in. B&B.....	4.95	4.75
18 to 24 in. B&B.....	6.50	6.25
2 to 2½ ft. B&B.....	7.95	7.50
2½ to 3 ft. B&B.....	9.95	
3 to 4 ft. B&B.....	15.00	
kaempferi hybrids—Numbered varieties		
A—Dwarf semi-evergreen plants having beautiful range of colors. Excellent for many uses in the landscape, either in groups or as individual plants.		
Number 2—Peach or apricot color.		
Number 4—Flowers cerise-red like Hinodegiri but nearly double the size, semi-evergreen.		
12 to 15 in. B&B.....	4.95	4.75
15 to 18 in. B&B.....	5.95	5.75
18 to 24 in. B&B.....	7.95	7.50
mollis	<i>Chinese Azalea</i>	
A—The showiest of all Azaleas. Large clusters of bright orange flowers, occasionally red or yellow; late May.		
15 to 18 in. B&B.....	3.95	3.50
18 to 24 in. B&B.....	4.95	4.50
2 to 2½ ft. B&B.....	5.95	5.50
2½ to 3 ft. B&B.....	7.95	

AZALEA—continued	1 to 9 Each	10 and over Each
<i>mucronulata</i>	<i>Manchurian Azalea</i>	
A—Rosy purplish pink, about mid-April. Leaves bright yellow in autumn.		
18 to 24 in. B&B.....	4.95	4.50
2 to 2½ ft. B&B.....	6.50	6.00
2½ to 3 ft. B&B.....	7.95	7.50
3 to 3½ ft. B&B.....	9.95	9.50
3½ to 4 ft. B&B.....	14.95	
<i>poukhanense</i>	<i>Korean Azalea</i>	
D—Low, broad, dense, rounding, with the lower branches resting on the ground. Leaves 2" long, ½" wide; in summer resemble those of the evergreen Alpine Rhododendrons, in fall a pleasing assortment of red shades. Blooms single, 1½"—2", fragrant, pure medium orchid-pink, profuse, mid-May to early June.		
12 to 15 in. spread B&B.....	4.25	4.00
15 to 18 in. spread B&B.....	5.50	5.00
18 to 24 in. spread B&B.....	6.75	6.25
2 to 2½ ft. spread B&B.....	8.95	
2½ to 3 ft. spread B&B.....	11.95	
<i>schlippenbachi</i>	<i>Royal Azalea</i>	
A—Very large rose colored flowers.		
15 to 18 in. B&B.....	6.00	
18 to 24 in. B&B.....	7.95	
2 to 2½ ft. B&B.....	9.95	
<i>vaseyi</i>	<i>Shellpink Azalea</i>	
A—Delicate shell pink, early May. An American plant of exotic aspect, not striking but intriguing and beautiful. Not fussy as to soils and exposures.		
15 to 18 in. B&B.....	4.50	4.25
18 to 24 in. B&B.....	5.75	5.50
2 to 2½ ft. B&B.....	6.95	
<i>Wilhelmina Vuyk</i> —White.		
The best hardy white Azalea. An improvement over <i>Azalea ledifolia alba</i> , more upright and hardier.		
12 to 15 in.....	4.50	
15 to 18 in.....	6.00	
18 to 24 in.....	7.95	
2 to 2½ ft.....	10.00	

BALL & BURLAP (B&B) CHARGES

Unless otherwise indicated, shrubs and shade trees are regularly dug bare-rooted at the prices listed. The practice of handling plants with a ball of earth (B&B) is becoming more prevalent every year. For your convenience we are listing below ball and burlap (B&B) charges.

15 to 18 in.....	.30 each	5 to 6 ft.....	1.25 each
18 to 24 in.....	.40 each	6 to 8 ft.....	2.25 each
2 to 3 ft.....	.50 each	8 to 10 ft.....	3.50 each
3 to 4 ft.....	.60 each	10 to 12 ft.....	5.50 each
4 to 5 ft.....	1.00 each	12 to 14 ft.....	10.00 each

1 to 9 10 and over
Each Each

DECIDUOUS SHRUBS

ACANTHOPANAX pentaphyllum *Fiveleaf Aralia*

A—Slightly thorny. Leaves compound, fine leaflets, dark glossy. Effective as a hedge.

18 to 24 in.....	1.25	1.00
2 to 3 ft.....	1.50	1.25
3 to 4 ft.....	2.00	

✓ **AMELANCHIER canadensis (botryapium)** *Shadblow*

A—White flowers, May. Maroon fruit, June, July.

3 to 4 ft.....	3.50	
4 to 5 ft.....	4.50	

AZALEAS—See separate section—pages 24 to 26

BERBERIS thunbergi *Japanese Barberry*

E to D—The best known hardy shrub. Leaves $\frac{5}{8}$ " , brilliant red in fall. Scarlet fruit remains all winter. Excellent hedge plant.

12 to 15 in.....	.35	.30
15 to 18 in.....	.50	.45
18 to 24 in.....	.75	.65

atropurpurea *Redleaf Japanese Barberry*

E to D—Same as preceding, except leaves strong red when grown in full sun. Adds a touch of color to a border planting.

12 to 15 in.....	.85	.75
15 to 18 in.....	1.10	1.00
18 to 24 in.....	1.50	1.25

BUDDLEIA alternifolia *Chinese Butterflybush*

E—Narrow spikes, lilac-purple, July. The hardiest.

2 yr. in pots.....	1.95	
--------------------	------	--

Charming

E—Long panicles of pink flowers.

2 yr. in pots.....	1.95	
--------------------	------	--

Dubonnet

Large wine-red spikes.

2 yr. in pots.....	1.95	
--------------------	------	--

CALYCANTHUS floridus *Common Sweetshrub*

D—Flowers $1\frac{1}{2}$ " , brown, spicy, June to Aug.

18 to 24 in.....	1.50	
2 to 3 ft.....	2.35	
3 to 4 ft.....	2.90	

CARAGANA arborescens *Siberian Pea*

A to E—Leaves compound. Yellow flowers, June. May be used as a single specimen.

3 to 4 ft.....	2.50	
4 to 5 ft.....	3.25	
5 to 6 ft.....	4.00	

	1 to 9 Each	10 and over Each
CHAENOMELES lagenaria (Cydonia) Flowering Quince		
B—Spiny. Orange-scarlet flowers, April, May. Showy and beautiful. For group planting, hedges, and for single specimen.		
15 to 18 in.....	1.50	1.25
18 to 24 in.	1.95	
2 to 3 ft.....	2.45	
cardinalis Cardinal Red Flowering Quince		
B—Usually upright habit. Deep Red Flowers.		
18 to 24 in.....	2.00	1.75
2 to 3 ft.....	2.75	2.50
3 to 4 ft.....	3.50	
CLETHRA alnifolia Summersweet		
A—Spikes white, fragrant flowers, July-Sept. Almost free from insect pests. Foliage colors yellow in autumn.		
18 to 24 in.....	2.00	1.75
2 to 3 ft.....	2.45	
3 to 4 ft.....	3.35	
CORNUS mas Cornelian Cherry		
A—Yellow flowers in early April. Scarlet fruit. May be used in border as well as a single specimen.		
2 to 3 ft. B&B.....	3.50	
3 to 4 ft. B&B.....	4.50	
4 to 5 ft. B&B.....	5.95	
5 to 6 ft. B&B.....	7.95	
sanguinea Bloodtwig Dogwood		
C—Dark red branches. Flowers white, May, June. Fruit Black.		
2 to 3 ft.....	1.45	
3 to 4 ft.....	1.90	
stolonifera flaviramea Goldentwig Dogwood		
B—Strong, broad leaf. Bark bright yellow in winter. Small white flowers, May, June.		
2 to 3 ft.....	1.45	
3 to 4 ft.....	1.90	
4 to 5 ft.....	2.95	
COTONEASTER apiculata praecox Creeping Cotoneaster		
F—Low growing spreading. Pink flowers, scarlet fruit.		
12 to 15 in. B&B.....	2.95	
15 to 18 in. B&B.....	3.50	
divaricata Spreading Cotoneaster		
E to F—Obliquely ascending slender branches, spreading and recurving. Leaves oval, 1/2". Flowers pink, profuse, June. Fruit red, 1/3."		
18 to 24 in. B&B.....	2.50	
2 to 3 ft. B&B.....	3.50	
3 to 4 ft. B&B.....	4.95	

COTONEASTER—Continued	1 to 9 Each	10 and over Each
<i>horizontalis</i>	<i>Rock Contoneaster</i>	
F—Low spreading irregular. Oval, semi-evergreen, dark glossy green leaves, $\frac{3}{8}$ " to $\frac{1}{2}$ ". Pink flowers, June, followed by abundance of red fruit, $\frac{1}{4}$ ".		
12 to 15 in. B&B.....	2.95	
15 to 18 in. B&B.....	3.50	
18 to 24 in. B&B.....	4.95	
2 to 2½ ft. B&B.....	6.95	
<i>Franchetii</i>		
B—Semi-evergreen, pinkish flowers in clusters, fruit orange-red.		
18 to 24 in. B&B.....	2.95	
2 to 3 ft. B&B.....	3.95	
<i>CYTISUS scoparius</i>	<i>Scotch Broom</i>	
Flowers yellow, spring and summer.		
18 to 24 in. B&B.....	2.95	
<i>DEUTZIA gracilis</i>	<i>Slender Deutzia</i>	
D—White flowers, May, June. Excellent foreground plant.		
12 to 15 in.....	1.25	
15 to 18 in.....	1.75	
<i>lemoinei</i>	<i>Lemoine Deutzia</i>	
D—Flowers, white, profuse, late May, June.		
18 to 24 in.....	1.85	
<i>ELEAGNUS angustifolia</i>	<i>Russian Olive</i>	
E—Leaves narrow, silvery beneath. Flowers fragrant yellow, June. Fruit yellow-orange. Excellent shore plant. Spectacular as an accent plant.		
3 to 4 ft.....	2.35	
4 to 5 ft.....	2.95	
5 to 6 ft.....	3.70	
<i>EUONYMUS alatus</i>	<i>Winged Euonymus</i>	
A to E—Branches have corky wings. Leaves turn flame color in autumn. Scattered long red fruits. One of our most versatile shrubs.		
18 to 24 in.....	2.00	
2 to 3 ft.....	2.95	
3 to 4 ft.....	4.50	
<i>alatus compacta</i>	<i>Dwarf Winged Euonymus</i>	
D—Compact, very bushy. Flourishes in sun, also deep shade. In full sun fall foliage striking brilliant pink-red.		
12 to 15 in.....	1.65	
15 to 18 in.....	2.25	
18 to 24 in.....	2.95	
2 to 2½ ft.....	3.95	
2½ to 3 ft.....	5.00	
<i>yedoensis</i>	<i>Yeddo Euonymus</i>	
Leaves 4 to 5 in. long; broad, scarlet-crimson in fall. Most spectacular in fruit—orange-scarlet berries in fall.		
3 to 4 ft.	2.00	

	1 to 9 Each	10 and over Each
EXOCHORDA grandiflora		<i>Pearl Bush</i>
E—Large white flowers in May.		
18 to 24 in.....	2.00	
2 to 3 ft.....	2.45	
3 to 4 ft.....	2.90	
FORSYTHIA intermedia primulina		<i>Primrose Forsythia</i>
E—Clear strong primrose yellow.		
2 to 3 ft.....	1.45	1.25
3 to 4 ft.....	2.35	2.00
4 to 5 ft.....	2.95	
int. spectabilis		<i>Showy Border Forsythia</i>
A to E—Deep yellow flowers, profuse, April, May.		
2 to 3 ft.....	1.45	1.25
3 to 4 ft.....	2.35	2.00
4 to 5 ft.....	2.95	2.50
5 to 6 ft.....	3.70	
Arnold Giant—New		
E—Giant golden-yellow flowers double the size of spectabilis blossoms.		
3 to 4 ft.....	2.95	
4 to 5 ft.....	3.50	
Lynwood Gold—New		
Flowers larger, blooms more abundantly, the finest Forsythia we have ever seen.		
18 to 24 in.....	2.00	
2 to 3 ft.....	2.45	
3 to 4 ft.....	2.90	
HAMAMELIS vernalis		<i>Vernal Witch Hazel</i>
C—Fragrant dark red and yellow flowers in very early spring.		
3 to 4 ft.....	3.35	
virginiana		<i>Common Witch Hazel</i>
A—Loose open habit. Strong broad foliage. Small bright yellow flowers, Nov. One of best of native shrubs.		
3 to 4 ft.....	2.50	2.25
4 to 5 ft.....	3.50	
HIBISCUS syriacus		<i>Rose of Sharon—Shrub althea</i>
A—Tall narrow shrub or small tree. Large flowers in mid-summer and August, when most shrubs are not in flower.		
Anemonaeflorus—double pink		
Boule de Feu—double red		
Coelestis—large single blue		
Jeanne d'Arc—double white		
Lucy—double red		
W. R. Smith—finest large single white		
Woodbridge—single large red		
18 to 24 in.....	1.55	
2 to 3 ft.....	2.45	2.25
3 to 4 ft.....	3.35	

1 to 9	10 and over
Each	Each

HYDRANGEA arborescens grandiflora

Snowhill Hydrangea

D—Foliage broad, dark, 4"—5". Flowers cream-white, in rounding cymes 5"—7", July, Aug.

18 to 24 in.....	1.35	1.15
2 to 3 ft.....	1.65	1.50

paniculata grandiflora

Hydrangea Peegee

A—Huge, white panicles, turning pink, July, Aug.

2 to 3 ft.....	1.75	1.50
3 to 4 ft.....	2.35	

Blue Prince

D—Finest blue hydrangea with giant flowers in midsummer.

2 yr. in large pots.....	2.95	2.75
--------------------------	------	------

HYPERICUM aureum

Golden St. Johnswort

D—Flowers golden yellow, 1" to 2", July August.

2 to 3 ft.....	1.65	
3 to 4 ft.....	2.25	

Hidcote—New 1952

F—Large golden yellow flowers on low growing bushy plant.

3 yr.....	2.50	
-----------	------	--

ILEX verticillata

Common Winterberry

A—Bright scarlet berries remain until midwinter.

18 to 24 in.....	1.50	
2 to 3 ft.....	2.00	
3 to 4 ft.....	2.90	

INDIGOFERA amblyantha

Pink Indigo

A to C—Leaves to 1½" long, flowers pink.

2 to 3 ft.....	2.00	
----------------	------	--

KERRIA japonica flora plena

Double Kerria

D—Stems bright green. Yellow flowers, June-Oct.

15 to 18 in.....	1.50	
18 to 24 in.....	2.00	

KOLKWITZIA amabilis

Beautybush

E—The arching branches are covered with an abundance of magnificent blush pink flowers and fine foliage. Introduced by the late Dr. E. H. Wilson of Arnold Arboretum, who describes it as one of the most valuable shrubs received from the Orient.

18 to 24 in.....	1.50	1.35
2 to 3 ft.....	1.95	1.75
3 to 4 ft.....	2.50	

	1 to 9 Each	10 and over Each
LIGUSTRUM amurense		<i>Amur Privet</i>
A—Excellent, tall, narrow, hardy hedge plant.		

ibolium		<i>Ibolium Privet</i>
A—A cross between the California and the Ibotia Privet, it combines the hardiness of Ibotia with the beauty of the California. Succeeds under the heaviest shearing. The best Privet for hedges.		

PRICES OF ABOVE LISTED PRIVETS

18 to 24 in.....	.40	.35
2 to 3 ft.....	.45	.40
3 to 4 ft.....	.60	.50

ovalifolium		<i>California Privet</i>
A—The most popular Privet. Leaves glossy and dark. Withstands heavy shearing.		
18 to 24 in.....	.35	.30
2 to 3 ft.....	.40	.35
3 to 4 ft.....	.55	.45

LONICERA tatarica rosea		<i>Tatarian Honeysuckle</i>
C—Pink flowers, June. Light red berries.		
2 to 3 ft.....	1.50	1.35
3 to 4 ft.....	2.35	2.00
4 to 5 ft.....	2.95	

PHILADELPHUS coronarius		<i>Sweet Mockorange</i>
A—Huge, fragrant, white panicles, June.		
3 to 4 ft.....	1.95	1.75
4 to 5 ft.....	2.95	2.50

Lemoine		<i>Lemoine Mockorange</i>
A—Pearly white flowers, June.		
18 to 24 in.....	1.50	
2 to 3 ft.....	1.95	1.75
3 to 4 ft.....	2.75	

Minnesota Snowflake		
B to C—Every blossom extremely double, blooms profusely—sweet scented.		
2 to 3 ft.....	2.45	

Virginal		<i>Virginal Mockorange</i>
A—Very large, double white flowers, June and sometimes during the summer. One of the best.		
2 to 3 ft.....	2.00	1.75
3 to 4 ft.....	2.90	2.50

PRUNUS glandulosa alba		<i>White Flowering Almond</i>
A—Every branch covered with small rosettes of double white flowers.		
18 to 24 in.....	1.85	
2 to 3 ft.....	2.45	

PRUNUS—continued	1 to 9 Each	10 and over Each
<i>glandulosa rosea</i> <i>Double Pink Flowering Almond</i>		
A—Small rosettes of pink flowers covering every branch in early May.		
18 to 24 in.....	1.85	1.65
2 to 3 ft.....	2.45	2.25
PYRACANTHA <i>coccinea lalandi</i> <i>Laland Firethorn</i>		
C—Clusters or orange berries cover this excellent semi-ever-green shrub during the fall.		
18 to 24 in. potted.....	2.95	
2 to 3 ft. potted.....	5.50	
3 to 4 ft. potted.....	7.95	
RHODORA <i>canadensis</i> <i>Rhodora</i>		
A—A dwarf shrub resembling Azalea. Rose-purple flowers in May.		
15 to 18 in. B&B.....	2.50	
18 to 24 in. B&B.....	2.95	
RHODOTYPUS <i>kerrioides</i> <i>White Kerria—Jet Bead</i>		
Light green foliage. White star flowers, May-June. Jet black berries.		
2 to 3 ft.....	2.00	
RHUS <i>cotinus</i> <i>Common Smoketree</i>		
B—Small, thread-like, grayish-purple flowers, June, July, give hazy, smoky-appearance.		
2 to 3 ft.....	2.45	
3 to 4 ft.....	3.35	
4 to 5 ft.....	4.95	
5 to 6 ft.....	7.00	
<i>cotinus rubrifolia</i> <i>Red Leaved Smoketree</i>		
Red leaves. Grayish purple flowers. June- July.		
2 to 3 ft. B&B.....	3.50	
ROSA <i>hugonis</i> <i>Hugonis Rose</i>		
E—Arching branches. Large, single yellow flowers in June. Well fruited.		
2 to 3 ft.....	1.95	
<i>rugosa</i> <i>Rugosa Rose</i>		
D—Leaves small, dark glossy. Flowers single, pink, June to Oct. Large scarlet hips. Excellent for seashore planting.		
15 to 18 in. potted.....	1.50	1.25
18 to 24 in. potted.....	1.75	1.50
2 to 3 ft.....	2.25	
SALIX <i>caprea</i> <i>French Pussywillow</i>		
B—Finest variety—silver pink catkins twice the size of our wild pussywillow.		
3 to 4 ft.....	2.35	2.00
4 to 5 ft.....	2.95	2.50
5 to 6 ft.	3.95	

	1 to 9	10 and over
	Each	Each
SPIRAEA bumalda Anthony Waterer		
<i>Anthony Waterer Spirea</i>		
D—Flat bright crimson corymbs, July, Aug.		
12 to 15 in.....	1.25	
15 to 18 in.....	1.65	1.40
18 to 24 in.....	2.10	1.95
froebelli <i>Froebel Spirea</i>		
D—Flate, bright crimson corymbs, July, Aug. Valuable for small flowering hedge.		
15 to 18 in.....	1.65	1.40
18 to 24 in.....	2.10	1.95
2 to 3 ft.....	2.75	
prunifolia plena <i>Bridalwreath</i>		
A—Small white rosettes, mid-May.		
2 to 3 ft.....	1.95	1.75
3 to 4 ft.....	2.65	
vanhouttei <i>Vanhoutte Spirea</i>		
E—Leaves small, dark. Small white flowers in little umbels, May, June.		
2 to 3 ft.....	1.75	1.50
3 to 4 ft.....	2.35	2.00
SYRINGA chinensis (rothomagensis) <i>Chinese Lilac</i>		
A to B—Small leaves, Large, broad panicles of reddish-violet flowers in June.		
2 to 3 ft.....	1.75	
3 to 4 ft.....	2.25	
4 to 5 ft.....	3.25	
vulgaris <i>Common Lilac</i>		
A to C—The well-known purple form that blooms in May and June.		
2 to 3 ft.....	2.00	1.75
3 to 4 ft.....	2.90	2.65
4 to 5 ft.....	3.95	
vulgaris alba <i>White Common Lilac</i>		
A—White flowers in May and June.		
2 to 3 ft.....	2.25	
3 to 4 ft.....	3.35	

HYBRID LILACS

Charles Joly—Carmine to purple—Double.		
Congo—Rich wine red—Single.		
General Sheridan—White—Semi-double.		
Ludwig Spaeth—Deep reddish purple—single.		
Mme. Florent Stepman—Large white—single.		
President Lincoln—Deep Wedgewood blue—Single.		
2 to 3 ft. B&B.....	3.50	3.25
3 to 4 ft. B&B.....	4.50	
4 to 5 ft. B&B.....	6.95	

1 to 9 10 and over
Each Each

VIBURNUM americanum *American Cranberrybush*

C—Leaves large, maple-like. White flowers, May, June. Scarlet fruits, July.

2 to 3 ft.....	2.45	
3 to 4 ft.....	3.35	

burkwoodi *Fragrant Viburnum*

C—Extremely fragrant pink flower in 3 to 4 in. clusters. Handsome glossy foliage. One of our finest shrubs.

18 to 24 in. B&B.....	3.95	
2 to 2½ ft. B&B.....	4.95	
2½ to 3 ft. B&B.....	6.95	

carlesi *Mayflower Viburnum*

C—Deliciously fragrant pink flowers, turning white, May.

18 to 24 in. B&B.....	4.95	
2 to 2½ ft. B&B.....	5.95	
2½ to 3 ft. B&B.....	7.95	

dentatum *Arrow-wood*

A to B—White flowers in cymes, June. Bluish-black fruit. Excellent.

18 to 24 in.....	1.25	
2 to 3 ft.....	1.65	1.50
3 to 4 ft.....	2.15	

dilatatum *Linden Viburnum*

B—White flowers, May-June. Shining red fruit fall and winter.

2 to 3 ft.....	2.45	2.25
3 to 4 ft.....	3.35	3.00

hirtulum

This Arnold Arboretum introduction grows similar to Viburnum dentatum but has large clusters of vivid scarlet berries in the fall. One of the finest Viburnums.

18 to 24 in.....	2.10	
2 to 3 ft.....	2.75	

opulus *European Cranberrybush*

C—White panicles, June. Red berries. Large foliage.

2 to 3 ft.....	2.45	2.25
3 to 4 ft.....	3.35	

WEIGELA rosea *Pink Weigela*

B—Pink, bell-shaped flowers in June.

2 to 3 ft.....	1.75	
3 to 4 ft.....	2.35	
4 to 5 ft.....	2.95	

vaniceki *Newport Weigela*

B—A much improved variety. Bright crimson flowers from early summer to frost.

2 to 3 ft.....	2.00	
3 to 4 ft.....	2.90	
4 to 5 ft.....	3.95	

1 to 9 10 and over
Each Each

VINES

AMPELOPSIS heterophylla	<i>Porcelain Vine</i>
Lavender-blue flowers, white fruit.	
2 yrs.....	1.25 1.10
In 6 in. pots.....	1.75
quinquefolia	<i>Virginia Creeper</i>
3 yrs. potted.....	1.95
quin. engelmanni	<i>Engelman Creeper</i>
2 yrs. potted.....	1.50
3 yrs.....	1.95
tricuspidata	<i>Boston Ivy</i>
2 yrs.....	1.25 1.00
In 6 in. pots.....	1.50
ARISTOLOCHIA siphon	<i>Dutchman's Pipe</i>
Very large heart shaped leaf.	
2 yrs.....	2.95
3 yrs.....	3.95
BIGNONIA radicans	<i>Trumpet creeper</i>
2 yrs.....	1.25
In 6 in. pots.....	1.50
CELASTRUS orbiculatus	<i>Oriental Bittersweet</i>
Vigorous twining vine with clusters of orange and red berries in fall. Good bank cover.	
2 yrs. potted.....	1.95
3 yrs. potted.....	2.95
scandens	<i>American Bittersweet</i>
Excellent vine with orange and red fruit in fall.	
2 yrs. potted.....	1.95
CLEMATIS paniculata	<i>Sweet Autumn Clematis</i>
White fragrant flowers in summer and early fall.	
2 yrs. 7 in. pot.....	1.50
CLEMATIS—Large-flowering Hybrids	
Henryi—white.	
Jackmani—velvety purple.	
Mme. Ed. Andre—crimson.	
Ramona—light blue.	
2 yrs. potted.....	2.50
3 yrs. potted.....	3.95
EUONYMUS—Wintercreeper	(See page 11)
HEDERA helix baltica—Hardy English Ivy	(See page 12)

	1 to 9	10 and over
	Each	Each
HYDRANGEA petiolaris	<i>Climbing Hydrangea</i>	
White fragrant hydrangea type flowers in July. One of our finest vines, dark green foliage.		
2 yrs. 4 in. pot—12 to 15 in.....	2.25	
3 yrs. 5 in. pot—18 to 24 in.....	2.95	
LONICERA heckrottii	<i>Everblooming Honeysuckle</i>	
Flowers purple outside, yellow inside, June to Sept.		
2 yrs.....	1.50	
In 7 in. pots.....	1.95	
japonica halliana	<i>Hall Japanese Honeysuckle</i>	
Quick growing. Yellow and white flowers in summer. Excellent covering for banks, and quick screen on trellises		
2 yrs.....	.70	.55
In 6 in. pots.....	1.00	
sempervirens	<i>Trumpet Honeysuckle</i>	
Small slender trumpets, deep crimson. June to September. Scarlet berries.		
2 yrs.....	1.50	
In 7 in. pots.....	1.95	
POLYGONUM auberti	<i>Silverlace Vine</i>	
Masses of silvery-white fragrant flowers in summer and fall.		
2 yrs. in 6 in. pots.....	1.50	1.25
WISTERIA sinensis	<i>Purple Chinese Wisteria</i>	
3 yrs.....	3.95	
Jako—white		
3 yrs.....	3.95	
rosea—pink		
3 yrs.....	3.95	

	1 to 9	10 and over
	Each	Each

FRUIT TREES

APPLES

- ✓ Baldwin—red, late.
- ✓ Cortland—Improved late McIntosh.
- ✓ McIntosh Red—red, mid-season.
- ✓ Red Astrachan—red, early.
- ✓ Yellow Delicious—yellow.

2 yrs.	1.75	1.50
-------------	------	------

DWARF APPLES

- Baldwin—red, late.
- Cortland—improved late McIntosh.
- McIntosh—red, mid-season

2 yrs.	2.75
-------------	------

PEARS

- ✓ Bartlett—golden, yellow with red.
- ✓ Beurre Bosc—russet.
- ✓ Clapp's Favorite—lemon color, early.
- ✓ Seckel—yellowish brown, late.

2 yrs.	2.50	2.25
-------------	------	------

DWARF PEARS

- Bartlett—golden, yellow with red.
- Clapp's Favorite—lemon yellow color, early.

2 yrs.	2.50
-------------	------

CHERRIES

- ✓ Black Tartarian—sweet, black cherry.
- ✓ Montmorency—sour, red cherry.
- ✓ Schmidt Bigarreare—sweet, black cherry.

2 yrs.	2.95	2.50
-------------	------	------

PEACHES

- ✓ Elberta—yellow and pink, mid-season.
- ✓ Golden Jubilee—large yellow and pink, early
- ✓ Hale Haven—yellow-fleshed, freestone.
- ✓ J. H. Hale—yellow, freestone.
- ✓ Oriole—yellow, freestone—hardy.

2 yrs.	1.75	1.50
-------------	------	------

PLUMS

- ✓ Abundance—large yellow.
- ✓ Burbank—large deep red.
- ✓ Fellenburg—(Italian Prune) dark purple, juicy, delicious.

2 yrs.	2.00	1.75
-------------	------	------

SMALL FRUITS

BLACKBERRIES

- ↘ Eldorado—Transplants ... 10 for \$3.00; 100 for \$22.50
- ↘ Ebony King—New
Transplants..... 10 for \$4.50

BLUEBERRIES—cultivated hybrids

- ↘ Burlington—Dark fruit, ripens late.
- ↘ Cabot—early, very sweet.
- ↘ Concord—mid-season, large berries.
- ↘ Jersey—late, large berries.
- ↘ Pioneer—mid-season, good producer.
- ↘ Rubel—producer of large quantities, mid-season.
- ↘ Stanley—medium fruit. early. Very productive
- ↘ Wareham—good producer

	1 to 9 Each	10 and over Each
18 to 24 in. B&B, Extra Heavy....	2.50	2.25
2 to 3 ft. B&B.....	3.50	3.25
3 to 4 ft. B&B.....	4.50	4.00

GRAPES

- ↘ Concord—blue-black, favorite mid-season.
 - ↘ Delaware—red, early.
 - ↘ Freedomia—blue-black, very early.
 - ↘ Niagara—best white.
- 2 yrs. No. 1 in 7 in. pots \$1.00 each, 10 for \$7.50

RASPBERRIES

- ↘ Chief—everbearing, red, fine.
 - ↘ Cumberland—black raspberry.
 - ↘ Indian Summer—everbearing.
 - ↘ Latham—large fruit.
 - ↘ Sodus—wine red purple color.
- 1 yr. Transplants 10 for \$3.00; 100 for \$22.50

STRAWBERRIES

Runner Plants for April and May Planting.

	25 for
↘ Dunlap—June bearing.....	1.95
↘ Gem—new everbearing.....	1.95
↘ Premier—June bearing.....	1.95
↘ Red Rich—new everbearing.....	5.00
↘ Streamliner—new everbearing.....	2.25
↘ 20th Century—new everbearing.....	2.95

ASPARAGUS

Martha Washington

1 yr. No. 1.....	50 for \$2.95; 100 for \$5.50
2 yrs. No. 1.....	50 for \$3.50; 100 for \$6.50

RHUBARB

Canada Red—fine flavor.

No. 1 Divisions	75c ea. 3 for \$2.00
-----------------------	----------------------

WYMAN'S POTTED ROSES FOR 1956

Our Selection of the best roses, based on our experience, and the 1956 American Rose Society ratings.

American Rose Society Rating:

10 is a perfect Rose.
 From 9 to 10 are outstanding
 From 8 to 8.9 are excellent
 From 7 to 7.9 are good
 From 6 to 6.9 are fair
 From 5 to 5.9 are questionable
 Below 5 are poor

All American Rose Selection Winners are designated by AARS.

HYBRID TEAS

Hybrid Tea Roses are the most popular class of all. For the most part they are low-growing shrubs which flower from late May until fall frosts. The shape of the flower is superior and the color range wider than in other types. The following list includes the best of the varieties as of 1956.

RED	Color	ARS Rating	Price Potted
Christopher Stone	Medium Red	8.1	\$1.85
Etoile de Hollande	Dark Red	8.1	1.85
Charlette Armstrong (Pat.)	Dark Red and Deep Pink	9.0	2.50
Tallyho (Pat.)	Light Red and Deep Pink AARS	8.4	2.50
Chrysler Imperial (Pat.)	Dark Red, 1953 AARS ..	8.8	3.00
Crimson Glory	Crimson AARS	9.1	2.00
Rubaiyat (Pat.)	Light Red	8.2	2.50
PINK			
Mrs. Charles Bell	Medium Pink	7.5	1.85
First Love (Pat.)	Light Pink	8.0	2.75
Picture	Light Pink	8.0	1.85
Radiance	Silvery Pink	7.9	1.85
The Doctor	Medium Pink	7.6	1.85
Show Girl (Pat.)	Deep Pink	7.6	2.50
Tiffany (Pat.)	Clear Deep Pink 1955 AARS	8.7	3.25

ROSES—continued	Color	ARS Rating	Price Potted
BLENDS			
Condessa de Sastago	Orange and Orange Blend	7.4	1.85
Pres. Hoover	Pink Blend	7.7	1.85
Talisman	Pink Blend	6.5	1.85
Mrs. Sam McGredy	Scarlet-copper, orange	7.9	1.85
Good News (Pat.)	Pink Blend	8.4	2.50
Sutter's Gold (Pat.)	Yellow Blend AARS	8.1	2.75
Mme. Henri Guillot (Pat.)	Flame to Raspberry Pink	8.4	2.50
Peace (Pat.)	Yellow, Buff and Pink ..	9.6	3.00
Mojave (Pat.)	Orange Blend 1954 AARS	7.2	3.25
Helen Traubel (Pat.)	Peach Pink to Apricot AARS	8.7	3.00
YELLOW			
McGredy's Yellow	Light Yellow	7.5	1.85
Golden Dawn	Medium Yellow	7.5	1.85
Sister Therese	Medium Yellow	7.5	1.85
Eclipse	Medium Yellow	8.1	2.00
Debonair (Pat.)	Bright medium yellow ..	6.8	2.25
WHITE			
McGredy's Ivory	White	7.2	1.85
Snowbird	White	7.1	1.85
K.A. Victoria	White	6.7	1.85
Pedralbes	White	7.4	2.00
Frau K. Druschki	White		2.00

GRANDIFLORAS

A new class of roses noted for their large flowers grown in clusters on long stems. Flowers are as large as Hybrid Teas but grow in clusters similar to Floribrindas.

RED

Carrousel (Pat.)	Dark Red	9.0	2.50
Roundelay (Pat.)	Brilliant Red		3.25

ORANGE AND RED

Montezuma (Pat.)	Orange and Red		3.25
------------------	----------------------	--	------

PINK

Queen Elizabeth (Pat.)	Delicate Clear Pink 1955 AARS	9.0	3.00
------------------------	--	-----	------

YELLOW

Buccaneer, (Pat.)	Yellow	7.5	3.00
-------------------	--------------	-----	------

ROSES—continued

FLORIBUNDAS

These roses include the many flowered varieties so much used for bedding or as a summer-long flowering border. As massed color they are more effective than the hybrid teas. Not to be confused with the widely promoted multiflora rose which has little or no use in the well regulated garden.

		ARS Rating	Price Potted
RED			
Floradora	Medium Red	8.2	1.85
Donald Prior (Pat.)	Medium Red	8.3	2.00
Red Pinocchio (Pat.)	Dark Red	8.8	2.00
Masquerade (Pat.)	Red Blend	7.8	2.50
PINK			
Else Poulsen	Medium Pink	7.6	1.85
Betty Prior (Pat.)	Medium Pink	9.0	2.00
Fashion (Pat.)	Pink Blend AARS	8.9	2.50
Vogue (Pat.)	Glowing Begonia—rose flushed with salmon AARS	8.2	2.50
Ma Perkins (Pat.)	Coral Shell Pink AARS	8.0	2.50
Lilibet (Pat.)	Light Rose to soft Pink 1954 AARS	6.4	2.50
Jiminy Cricket (Pat.)	Apricot-Orange 1955 AARS	8.0	2.75
Rosenelfe	Medium Pink	8.2	1.85
YELLOW			
Circus (Pat.)	Orange-Yellow-Red Blend	new	3.00
Goldilocks	Medium Yellow	7.3	2.00
Spartan (Pat.)	Burnt Orange		3.00
Yellow Pinocchio	Yellow		2.50
WHITE			
Summer Snow (Pat.)	White	7.4	2.00

CLIMBERS

Useful for growing over walls or fences, on trellises or on posts or pillars. This class of roses is always popular.

RED

Climbing Armstrong (Pat.)	Blood Red		3.00
Paul's Scarlet Climber	Flaming Red	9.1	1.85
Blaze-Everblooming	Medium Red	8.1	2.00
Climbing Christopher Stone (Pat.)	Medium Red	8.2	2.50

CLIMBING ROSES—Continued

PINK

New Dawn—Ever-

blooming	Light Pink	8.8	2.00
Climbing Picture (Pat.)	Light Pink	8.4	2.50
Dr. J. H. Nicolas (Pat.)	Medium Pink	7.1	2.50

YELLOW

High Noon (Pat.)	Deep Yellow AARS	7.9	3.00
------------------	------------------------	-----	------

WHITE

City of York	White	8.6	1.85
--------------	-------------	-----	------

QUANTITY PRICES ON POTTED ROSES

\$1.85 each	3 for \$5.35	12 for \$20.50
2.00 each	3 for 5.80	12 for 22.50
2.25 each	3 for 6.50	12 for 24.95
2.50 each	3 for 7.25	12 for 27.95
2.75 each	3 for 7.95	12 for 30.50
3.00 each	3 for 8.75	12 for 33.50
3.25 each	3 for 9.45	12 for 36.50
3.50 each	3 for 10.00	12 for 39.50

PERENNIALS AND ANNUALS

Because our supply of perennials and annuals varies greatly from month to month we do not list them in this catalog. However, we grow hundreds of the best varieties. Write for our separate perennial and annual list.

We grow all of our annuals and vegetables in plant-bands. This assures you of a well-rooted, stocky plant. The cost is a little more, but anyone who has had plants in bands realizes their value.

GARDEN SUPPLIES

LAWN SEED

Wyman's Sunshade

Designed for New England soils and made of the finest grass seed available, for sun or shade.

1 lb.	1.50	10 lbs.....	14.25
2 lbs.....	2.95	25 lbs.....	35.00
5 lbs.....	7.25	100 lbs.....	137.50

GARDEN SUPPLIES — Continued

Wyman's Blue Ribbon

For sun or partial shade.

1 lb.	1.00	25 lbs.....	22.50
2 lbs.....	1.95	100 lbs.....	87.50
5 lbs.....	4.75		

Scotts Deluxe Blend

67% Blue Grass.

1 lb.	1.65	50 lbs.....	77.50
5 lbs.....	7.95	100 lbs.....	149.00
25 lbs.....	38.75		

Scotts Special Blend

1 lb.	1.25	50 lbs.....	59.00
5 lbs.....	5.95	100 lbs.....	115.00
25 lbs.....	29.50		

PLANT AND LAWN FOOD

Agrico for Broadleaf Evergreens

5 lbs.....	.65	50 lbs.....	3.35
10 lbs.....	1.25	100 lbs.....	6.55
25 lbs.....	2.10		

Agrico for Gardens 5-10-5

5 lbs.....	.60	50 lbs.....	2.65
10 lbs.....	1.10	100 lbs.....	5.20
25 lbs.....	1.75		

Agrico for Lawns, Trees and Shrubs

5 lbs.....	.60	50 lbs.....	2.90
10 lbs.....	1.10	100 lbs.....	5.70
25 lbs.....	1.85		

Agrico Rose Food

5 lbs.....	.90	50 lbs.....	5.35
10 lbs.....	1.50	100 lbs.....	10.50
25 lbs.....	3.00		

Agrico for Turf—50% natural organic—6-8-2

25 lbs.....	2.10	80 lbs.....	4.90
50 lbs.....	3.35		

Agrinite—all organic plant food

25 lbs.....	1.95	80 lbs.....	5.20
50 lbs.....	3.45		

Bone Meal (Ground)

5 lbs.....	.75	50 lbs.....	3.95
10 lbs.....	1.35	100 lbs.....	6.95

Bovung—Dehydrated Cow Manure

5 lbs.....	.60	25 lbs.....	1.65
10 lbs.....	1.05	50 lbs.....	2.95

Ground Limestone

25 lbs.....	.59	100 lbs.....	1.25
50 lbs.....	.85		

Hydrated Lime

50 lbs.....	1.25
-------------	------

Scotts Turf Builder

The best lawn food that we have found.

10 lbs.....	1.35	50 lbs.....	3.95
25 lbs.....	2.50	100 lbs.....	7.85

Superphosphate—0-20-0

5 lbs.....	.75	10 lbs.....	1.25
------------	-----	-------------	------

Vigoro

10 lbs.....	1.10	50 lbs.....	2.90
25 lbs.....	1.85		

PEAT AND MULCHES**Peat**

Genuine Imported German peat.

Extra Large Bale.....	4.95
Standard Bale.....	4.49

One bale covers:

250 sq. ft. 1 inch deep
125 sq. ft. 2 inches deep
80 sq. ft. 3 inches deep

Michigan Peat—Peat Humus

Ideal for Rhododendrons, Azaleas and other acid loving plants.

½ peck.....	.59
Peck98
25 lbs.	1.69
50 lbs.	2.49
100 lbs.	4.49

Terra-Lite

Small bag45
Medium bag85
Large bag	2.50

OUR PLEDGE

We will endeavor to handle only the highest quality merchandise and offer it to our customers at a fair and reasonable price.

We will represent our products as honestly as possible in our advertising and avoid misleading and exaggerated statements.

We are dedicated to having and maintaining the best horticultural establishment in the country. We will handle only items pertaining to gardening, outdoor living, and home beautification. We will not stray into other fields of business regardless of how alluring they may be.



OUR GUARANTEE

We guarantee our plants to be:

1. Grown with the greatest skill and science that our 65 years of experience have taught us.
2. True to name. Any plants that are not true to name will be replaced cheerfully, as soon as possible and at the proper season. In the event that nursery stock is not true to name, we will, under no circumstances be liable for more than the invoice value at the time of purchase. We give no other or further warranty, expressed or implied.
3. Alive and in good healthy growing condition when they leave our Garden Centers.
4. Free from disease. We spend a great deal of time, money and effort every year in the eradication of insects and plant diseases. Our nurseries are regularly inspected and certified by the Massachusetts Department of Agriculture.
5. Dug properly. This work is done under the supervision of trained experts.

If plants are not as represented on arrival, notify us at once.

Our responsibility ends when you receive the plants in good condition. We cannot be responsible for them after they leave the Garden Centers as we cannot control planting conditions, weather and after care. Plants are perishable living organisms. You can guarantee their success by giving them proper care. Treat them well.

- Acanthopanax 27
 Acer 16
 Albizzia 16
 Almond, Flowering 32, 33
 Althea 30
 Amelanchier 27
 Ampelopsis 36
 Andromeda 13
 Apple 38
 Aralia 27
 Arborvitae 8, 9
 Arctostaphylos 11
 Aristolochia 36
 Arrow-wood 35
 Ash, Mountain 23
 Asparagus 39
 Azalea 24, 25, 26
- Bald Cypress 23
 Barberry 27
 Bearberry 11
 Beautybush 31
 Beech 18
 Berberis 27
 Betula 16, 17
 Bignonia 36
 Birch 16, 17
 Bittersweet 36
 Bittersweet, Evergreen—See
 Wintercreeper 11
 Blackberry 39
 Blueberry 39
 Boston Ivy 36
 Bridalwreath 34
 Broom 29
 Buddleia 27
 Burning Bush—See
 Euonymus 29
 Butterfly Bush 27
 Buttonwood 21
- Calluna 11
 Calycanthus 27
 Caragana 27
 Celastrus 36
 Cercidiphyllum 17
 Cercis 17
 Chaenomeles 28
 Chamaecyparis 3
 Cherry, Fruit 33
 Cherry, Ornamental 22, 28
 Chinese Pagoda Tree 23
 Chionanthus 17
 Cladrastis 17
 Clematis 36
 Clethra 28
 Cornus 17, 18, 28
 Cotoneaster 28, 29
 Crab, Ornamental 20, 21
 Cranberry—Bush 35
 Crataegus 18
 Crimson King Maple 15
 Cydonia—See Chaenomeles 28
 Cypress 3, 23
 Cytisus 29
 Daphne 11
 Deutzia 29
 Dogwood 17, 18, 28
 Dutchman's Pipe 36
 Eleagnus 29
- Elm 23
 Engelman Creeper 36
 English Ivy 12
 Euonymus 11, 29
 Evodia 18
 Exochorda 30
- Fagus 18
 Fertilizers 44, 45
 Fir 6
 Firethorn 33
 Flowering Crab 20, 21
 Forsythia 30
 Franklinia 18
 Fringe 17
- Gleditsia 19
 Goldenchain 19
 Goldenrain 19
 Grape 39
 Grass Seed—See Lawn Seed 43
- Halesia 19
 Hamamelis 30
 Hawthorn 18
 Heather 11
 Hedera 12
 Hemlock 9, 10
 Hibiscus 30
 Holly 12
 Honey Locust 19
 Honeysuckle 32, 37
 Hydrangea 31, 37
 Hypericum 31
- Ilex 12, 31
 Indigo 31
 Indigofera 31
 Ivy 12, 36
- Jetbead 33
 Juglans 19
 Juniper 4
 Juniperus 4
- Kalmia 12
 Katsura Tree 17
 Kerria 31
 Koelreuteria 19
 Kolkwitzia 31
- Laburnum 19
 Laurel 12
 Lawn Seed 43
 Leucothoe 12
 Ligustrum 32
 Lilac 34
 Linden 23
 Liquidambar 19
 Liriodendron 19
 Locust 19
 Lonicera 32, 37

- | | | | |
|-----------------------------|--------------------|-----------------------------|------------|
| Magnolia | 20 | St. Johnswort | 31 |
| Malus | 20, 21 | Salix | 22, 23, 33 |
| Maple | 16 | Shadblow | 27 |
| Mockorange | 32 | Shadbush—See Shadblow | 27 |
| Morus | 21 | Siberian Pea | 27 |
| Mountain Ash | 23 | Silk Tree | 16 |
| Mountain Laurel | 12 | Silver Bell | 19 |
| Mulberry | 21 | Silver Lace Vine | 37 |
| Myrtle—See Periwinkle | 13 | Smoketree | 33 |
| Nyssa | 21 | Snowball | 23 |
| Oak | 22 | Soil Conditioners | 45 |
| Oxydendrum | 21 | Sophora | 23 |
| Pachistima | 13 | Sorbus | 23 |
| Pachysandra | 13 | Sourwood | 21 |
| Pagoda Tree | 23 | Spirea | 34 |
| Peach | 38 | Spruce | 5 |
| Pear | 38 | Spurge | 13 |
| Pearlbush | 30 | Strawberry | 39 |
| Peat and Mulches | 45 | Styrax | 23 |
| Peatree | 27 | Summersweet | 28 |
| Periwinkle | 13 | Sweetgum | 19 |
| Philadelphus | 32 | Sweetshrub | 27 |
| Picea | 5 | Sycamore | 21 |
| Pieris | 13 | Syringa | 34 |
| Pine | 5 | Taxodium | 23 |
| Pinus | 5 | Taxus | 6, 7, 8 |
| Plant and Lawn Food | 44 | Thorn | 18 |
| Platanus | 21 | Thuja | 8, 9 |
| Plum Ornamental | 22, 31 | Tilia | 23 |
| Plum, Fruit | 38 | Trumpet creeper | 36 |
| Polygonum | 37 | Tsuga | 9, 10 |
| Porcelain Vine | 36 | Tulip Tree | 19 |
| Powder Puff Tree | 16 | Tupelo | 21 |
| Privet | 32 | Ulmus | 23 |
| Prunus | 22, 32, 33 | Viburnum | 35 |
| Pseudotsuga | 6 | Vinca | 14 |
| Pussy Willow | 33 | Virginia Creeper | 36 |
| Pyracantha | 33 | Walnut | 19 |
| Quercus | 22 | Weigela | 35 |
| Quince, Ornamental | 28 | Weeping Cherry | 22 |
| Raspberry | 39 | Weeping Mulberry | 21 |
| Red Bud | 17 | White Fringe | 17 |
| Retinospora | 3 | Willow | 22, 23, 33 |
| Rhododendron | 13, 14 | Winterberry | 31 |
| Rhodora | 33 | Wintercreeper | 11 |
| Rhodotypos | 33 | Wisteria | 37 |
| Rhubarb | 39 | Witch Hazel | 30 |
| Rhus | 33 | Yellow—Wood | 17 |
| Rosa | 33, 40, 41, 42, 43 | Yew | 6, 7, 8 |
| Rose | 33, 40, 41, 42, 43 | | |
| Rose of Sharon | 30 | | |
| Russian Olive | 29 | | |

FREE LANDSCAPE ADVISORY SERVICE

We are anxious to help you with your landscape problems, and suggest you take advantage of our free Landscape Advisory Service.

If you will come to one of our Garden Centers and bring a sketch of your property, giving dimensions, and photographs if possible, our landscape designers will lay out a planting plan "Planscape" for you. After agreeing on the design, you then have the advantage of seeing the plants recommended, and also selecting and tagging your own plants. In this way there can be no disappointment later on. We will then deliver them to you at no extra charge provided you live within 20 miles of either Garden Center.

Our experience with this method has resulted in more satisfied customers than the conventional method, where a salesman looks at your property, makes a plan and then returns to your home and sells from the plan. We have found that too few people know enough about types of plants and the quality to be able to buy them confidently without seeing the plants.

We have actual landscape plantings set up at our Garden Centers to help you visualize how your planting will look. There is a trained landscape designer on duty at all times who will be pleased to help you.

Wymans

2 LOCATIONS

Wymans GARDEN CENTERS, Inc.

Wymans GARDEN CENTERS, Inc.

