


62

[1958]

Ag



Painted by Mr. Clarence Geyer of Green Bay, Wisconsin, one of our valued customers, and presented to Wm. O. Coon, Naturalist, of the Game Food Nurseries.

LIBRARY  
 RECEIVED  
 ★ JAN 29 1958 ★  
 U. S. Department of Agriculture

**TO YOU WHO HAVE TAKEN TO  
 HUNTING & FISHING:**

---

**GAME FOOD NURSERIES  
 OSHKOSH, WISCONSIN, U.S.A.**

*Game Food Nurseries*




## You Can Enjoy

BETTER HUNTING and FISHING

Thousands	Game Fish
of Wild Ducks	Reproduce
Will	Faster and
Come to the	Grow Larger
Waters Where	In Waters
Their Natural	Having a
Foods Grow	Proper Aquatic
	Plant Growth

## — CONSERVATION —

The planting of natural foods is conservation in the highest degree. It provides both food and cover essential to their existence at all seasons of the year; spring breeding season, in summer, as well as the fall shooting season and wintering grounds. Natural foods are not bait and are legal to shoot over. True conservation is not the prevention of taking game, but to uphold the supply of game and to perpetuate the sport.



“This world has never known a country equal to ours in size, having greater natural beauty or conformation, diversity of scenery and wealth of animal and plant life.

“Only as a day in the evolution of the world is 300 years, and after this length of time, we, today, are called upon to answer for our stewardship of plethora of riches and beauties. We have handled these natural wonders, this profusion of riches in a spirit of insane recklessness.


“Today we are squarely facing the problem of reparation for we must make reparation or we must meet disaster. There is no question of whether we will or not, we must as a matter of protection.

“We must save every brook and stream and lake.



Sportsmen have responded exceedingly well to the urge (above) as written by the late Gene Stratton Porter. Many depleted water areas have been replaced and other new grounds inundated. Migratory waterfowl are again on the increase. Hunting and fishing grounds are being developed daily. Do your part now to perpetuate these great sports. The following pages will be most helpful to you.

**GAME FOOD NURSERIES**  
Oshkosh, Wisconsin, U.S.A.



## “All together — Heave”

“We must save the natural resources which remain to us.

“If we desire comfort, food and beauty for ourselves and any sort of a heritage at all to bequeath to our children each of us must lend a hand. Those of us who see the vision and most keenly feel the need must furnish the motive power for those less responsive.

“It is time for all of us to get together and in unison make a test of our strength.

“One man could not do this work nor could two or three but working in unison for the same purpose many men could do it.

“All together—Heave.”



This is Wm. "Bill" Coon, the originator and owner of Game Food Nurseries. We feel our patrons wish to know the man with whom they deal.

### WILD DUCKS MUST EAT



When Wild Ducks stop on your waters and find little or no food, they go on their way in search of better feeding grounds, but if they find plenty of their natural foods growing there, you can't keep them away.

To have the best of Hunting or Fishing all that is necessary is to start a growth of their favorite foods. Provide cover and give them a chance, they will do the rest. Soon you will have game or fish in abundance.

### GOOD PLANTING MATERIALS IMPORTANT

Aquatic seeds, tubers and plants are of a perishable nature and must be carefully handled by experienced people. Poor materials are a waste of time and money, no matter how inexpensive they may be.



### PIONEER AQUATIC NURSERYMEN

We are the first and oldest of game food nurseries. Mr. Coon, the owner of this firm, is one of the originators of this business with wider field experience than any other expert in the field.

### WORLD'S LARGEST IN GAME FOODS

From a two-man operation over 40 years ago, our firm has grown to the largest in the world. The following 26 state game departments are on our customer list: Pennsylvania, Montana, Washington, North Carolina, Louisiana, Wyoming, Maine, Maryland, Mississippi, New Hampshire, Missouri, Wisconsin, Indiana, Tennessee, New York, Kansas, Kentucky, Texas, Alabama, Georgia, Florida, Connecticut, Colorado, Oregon, Iowa and South Dakota. Also to these foreign countries, we have sent our natural foods: England, Japan, France, Chile, Scotland, Germany, Australia, Holland, Denmark, Canada, Java, Argentina, Spain, Norway, Cuba, Ireland, Egypt, New Zealand, Belgium, Sweden, Mexico, Greece, French Morocco and Columbia.

## INTRODUCTION

For over a third of a century, Mr. Coon has pioneered the field of aquatic biology, specializing in the development of better feeding and breeding grounds for migratory waterfowl, fish, muskrats and other game.

From a little backyard biological supply business, he has grown to be the world's largest dealer in natural foods for wild game. Shipments are sent to all parts of the world, serving more than 25,000 customers.

Continuous travel over remote areas in all parts of this continent enables Mr. Coon, with his knowledge of Nature and the habits of her creatures, to give to his patrons (without cost or obligation) through mail, personal help with their game food problems.

Both Mr. Coon and his staff of helpers are constantly striving to extend useful service and quality planting materials to their patrons.



A chip off the old block, one who loves to hunt and fish. Meet Mr. Coon's son, L. H. "Bud" Coon associate biologist. For 20 years he has assisted his father in the building of this firm which has contributed so much to conservation and those sports which hinge upon it.

### GROWN TO SUIT YOUR CLIMATE

Our planting materials are grown on properties from the far north to the extreme south to meet all conditions and climates. These seeds, tubers and plants are produced on twelve different properties located in various parts of the United States.



During our years of specializing in the development of more attractive feeding and breeding grounds for waterfowl, fish and game, we have studied the habits and haunts of wild life. We have examined the contents of thousands of stomachs to determine their principal foods, and studied the propagation of these natural foods.

On the following pages it tells what, where, when and how to plant these natural foods. How to improve your hunting on waters or in the field. How to increase your sport with rod and reel.



### GAME FOOD NURSERIES

Oshkosh, Wisconsin

## AQUATIC PLANTS ARE PERMANENT

Once you have a growth of aquatic plants established in those waters they will be permanent, reproducing for years to follow. The various kinds of aquatic plant life reproduce in different ways, by seeds, running roots and tubers.

## DO NOT FEAR CHOKING WATERS

Most game food plants only grow in certain depths of waters. Those that will thrive in deeper waters grow submerged, the tops being several feet below the water's surface. The worthless weeds are the undesirable species which are objectional and bothersome.



## PLANTING SEASONS

In the Northern states, either Fall or Spring, warmer climates almost any season, Fall, Winter, Spring or Summer.

Fall is that which we call Nature's planting season, the time that many of these natural food plants reproduce and reseed themselves as they grow in their natural wild state, thus an excellent time for planting. A Fall planting will remain dormant in the soils over Winter, starting growth in early Spring.

Spring is also an excellent time to plant, it starts immediate growth and you will reap the benefit by next Fall in more ducks and better shooting. Same is true of the aquatic plant life for game fish, a Fall or Spring planting will aid the small fish during the following Summer and Fall.

## \$20.00 PLANTS AN ACRE

The average cost of sufficient materials to start an acre of aquatic plants is about Twenty Dollars. Some kinds cost more and others less. However the first cost is the only cost, for they are perennials. It is not necessary or advisable to plant your entire water area, just start a growth in the desired place and it will spread in its proper water depth.

## FOOD, THE STAFF OF LIFE

Whether it be man or beast—migratory waterfowl, fish or game, all living creatures are directly or indirectly dependent upon vegetation for their existence. The beef or poultry which you eat is in turn dependent upon the grains and grasses. The breads and cereals are products of grains and grasses.

No living creature can long exist in the absence of food, nor can the grains and grasses exist in the absence of water. That life and the abundance of it that can survive on any given area is therefore dependent upon the water and food supply that exist there.

## WILD (JAP) MILLET

(*Echinochloa Crusgalli*)

### ATTRACTS THE SHALLOW WATER DUCKS

Also known as Goose Grass. Ranks almost as high as Wild Rice as a good Duck Coaxer in localities where Wild Rice cannot be grown. Wild Millet grows to be 3 to 6 feet high and makes very good blinds as well as producing a large seed head with an abundance of food for the Wild Ducks.

The Wild Millet is often erroneously called Wild Rice in Louisiana and other Gulf Coast States where it grows among the other tall marsh growth.

### WHEN AND WHERE TO PLANT

Seed of the Wild Millet may be planted any time of year. It will grow to maturity in from 45 to 90 days depending on the climate.

The Wild Millet grows best on damp lowlands and mud flats or along the banks of streams or lakes. It has done very well along river bottoms subject to overflow. On old rice fields or lakes or ponds that are dry in Summer and flooded in duck season are ideal. It grows best on a fairly fertile soil.

## HOW TO PLANT

It is well to break the soil where possible. One may use a drag, disc or grub hoe. Then sow the seed broadcast, after which drag or rake the planted area so as to cover the seed.

On a wet, sticky soil one may simply broadcast the seed with good results, no need to work such soil.

## PHEASANTS

The Wild Millet seed are often eaten by these upland game birds as they frequent the lowland and marshes.

Thirty pounds will plant one acre.

Price—Delivered

Wild (Jap) Millet  
Seed, \$28.00 per 100  
lbs.; 50 lbs. @  
\$15.00; 25 lbs. @  
\$8.00.

Smaller quantities  
\$.40 per pound.



Wild (Jap) Millet

## WILD RICE TO LURE THE MARSH DUCKS

Mallards, Pintails, Blackducks, Teal, Widgeon and Canada Geese fly hundreds and hundreds of miles to the Wild Rice Marshes. During Fall they find the ripened grains in great abundance, also shelter and hiding places among the tall growth. If there are several Wild Rice Marshes in the vicinity, great numbers of these waterfowl will be seen passing from one marsh to the other. In the North only the freezing water will drive them out. Farther south they will stay on these good feeding grounds throughout the entire Winter. Wild Rice is also very important as a Muskrat food.


A field of Wild Rice once established makes a permanent feeding ground, for Wild Rice reseeds itself from year to year.

### WHERE TO PLANT

The best places for planting Wild Rice are in fresh water streams, sloughs, marshy lakes or ponds, having an outlet, soft mud bottom and waters from 6 inches to 3½ feet in depth. In sunny sheltered bays or coves on larger lakes, streams or rivers where it is protected from waves or strong currents are excellent places to plant.

Near the seacoast Wild Rice will thrive in streams where the waters are not salty to taste and where the tide is not over four feet. Tame rice fields that depend on tides for their water supply are usually very good places for growing Wild Rice, or in old abandoned rice fields.

Wild Rice is easy to grow. It does very well in Canada and the northern states. It has proven a success in southern waters where conditions were ideal.



Mallard (*Anas Platyrhyncha*)

### WHEN TO PLANT

In southern waters, Wild Rice Seed may be planted from September to June. In the North when the waters are free of ice, during Fall or Spring. The seed planted in Fall will bury itself in the soil, remaining dormant over winter, starting growth in early Spring. Planted in the Spring, this seed starts almost immediate growth. Results may be obtained by the following Fall, fully matured plants, lots of feed and plenty of wild ducks.



A Wild Rice Bed

### PLACES NOT SUITABLE

Years of experience has taught us that Wild Rice does not do well in landlocked ponds (those having no outlet), waters salty to taste, strongly alkaline or on white marl bottom soil. Such places as along the Mississippi River and its tributaries where the water rises and stays ten feet or more above the low water mark for several weeks during Spring are also unsatisfactory. If conditions such as described exist in your waters then we suggest the planting of other duck foods which are suited to such places, find them described on the following pages.



Wild Rice Head  
(*Zizania Aquatica*)

### A MINNESOTA CUSTOMER SAYS

St. Paul, Minnesota  
September 25, 1944

Game Food Nurseries,  
Oshkosh, Wisconsin

Dear Sirs:

Just want to let you know that the order of Wild Rice we received from you last October sure did start a wonderful crop. Most of it is six to eight feet high. The club is very well pleased and will always remember your nurseries when in need of game food.

CARL D. GASTINEAU

### HOW TO PLANT

Wild Rice seed is very easily planted, all that is necessary is to broadcast the seed on the waters ranging in depth from 6 inches to 3½ feet. Plant where there is a fairly rich bottom soil, scattering about one handful of seed to each two or three square yards. The seed will immediately sink to bottom and within a short time will bury itself in the bottom soil. We urge you to plant early as possible for in late Spring the seed is inclined to sprout which makes it necessary to mix seed with mud in order to sink it to bottom. Sprouted seed will float on the waters and is more bothersome to plant.

Our supply of Wild Rice seed is very limited, therefore, we suggest that you place your order early and be sure of your supply. We will store your seed until you wish shipment. Complete planting instructions are sent with each order. Twenty-five pounds will plant an acre.

### GIANT WILD RICE SEED (Delivered Price)

Price — 1 Bushel (25 Pounds, Net Weight) \$32.00  
10 Pounds \$14.00, 5 pounds \$7.50, smaller quantities  
\$1.50 per pound (Post Paid)

## WILD CELERY

### BRINGS THE DIVING DUCKS


Canvas-backs, Redheads, Bluebills, etc., darken the sky over the wild celery beds. A few years ago it was no trick at all to go out and get the limit of those big old Canvas-backs and Redheads, neither is it today where the Wild Celery beds abound. But, many of the vast Wild Celery beds of former years have disappeared; drainage, pollution and other causes have destroyed many and many an acre of them. We must utilize every lake, pond and stream to prolong this sport.

You will find no better way to increase your enjoyment during your hours of recreation than shooting these leery old divers. Thousands of them can be attracted to your local waters by establishing a growth of Wild Celery.

All parts of the plant are eaten by the Wild Ducks, but the tender winterbuds and rootstocks are relished most. Once the Wild Celery is established in your waters it will grow there permanently. There is no danger of the ducks destroying the growth for there are many tubers which break off remaining in the mud and many plants are never molested which will produce the following year. All kinds of wild ducks like Wild Celery.

### IMPORTANT FOR FISH

Wild Celery being a submerged water plant is also important as a food and cover plant for fish. The plants support countless numbers of minute insect and animal life which fish depend upon for food. Fish also eat portions of the plants themselves. A bed of Wild Celery will keep your waters pure and clear and well oxygenated, which is important for fish life. The plants provide shelter and hiding places for young fish, where they can escape from their enemies, assuring many more of them reaching maturity. Wild Celery is an excellent Winter food for Muskrats.



Gadwall (*Chaulelasmus Streperus*)

### A WISCONSIN CUSTOMER WRITES

Mr. Wm. O. Coon  
Oshkosh, Wis.  
Dear Sir:

July 2, 1942  
Fifield, Wisconsin

The shipment of Wild Celery, Wapato Duck Potato etc., your order number 5352 arrived in excellent condition.

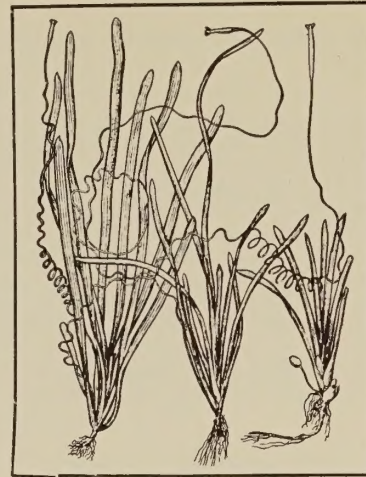
More compliments are due you. It is so unusual and so gratifying to deal with a firm who is so prompt in handling their correspondence. A firm, also, who gives more for the money received, rather than less.

The plants, tubers and seeds received surpassed our expectations. It would be impossible to speak too highly of your firm and of the aquatic plants which you ship.

Berkshire-Michiewicz, Inc.  
(Signed) Ruth Berkshire

Good hunting or good fishing is no longer a gift of the gods. The plain and simple fact is that you find hunting and fishing where there is sound and constructive food and cover propagation work being done.

All prices in this book include transportation charges, prepaid to destination in the U.S. and Canada.



Wild Celery (*Vallisneria Spiralis*)

### WHAT AND WHEN TO PLANT

The Wild Celery propagates in three ways, by seed, running roots and tubers. Seed of the Wild Celery may be planted from September 15 to November 15 and will make a growth the following Summer. Tubers of Wild Celery may be planted during the months of April, May and June, and will make a quick and good growth by the following Fall.

### WHERE TO PLANT

Wild Celery grows best in waters from 2 to 10 feet in depth preferably on a mud bottom, although it will grow on sandy loam or clay. It requires fairly fresh waters, that is waters which are not real salty or strong alkaline.

### HOW TO PLANT

The best way to plant Wild Celery Tubers is with 8 penny nails and No. 8 rubber bands. Just loop the small rubber several times over the nail head to take up the tension, next slip 3 of the tubers under rubber, they are then ready to plant. Take them to the desired planting place and drop one by one into the waters about 3 to 6 feet apart. To plant Wild Celery Seed in the Fall, it is best to mix the seed with a wet and sticky mud or clay soil and then scatter the mixture in the place you desire to have it grow. More complete planting instructions furnished with each order.


Spring—One thousand tubers plant one acre.

Price—\$38.00 per 1,000; \$19.00 per 500; \$5.00 per 100 tubers. (Delivered Price)

Price—Prepared for planting with weights attached.. \$42.00 per 1,000; \$21.00 per 500; \$5.50 per 100 tubers. (Delivered Price)

Fall—25 pounds of Seed plant one acre; one Bu. \$32.00.

Price—10 lbs. \$14.00; 5 lbs. \$7.50; smaller quantities \$1.50 per lb. (postpaid)



Canvas-back (*Aristonetta Vallisneria*)

## SAGO PONDWEED

### BEST ALL ROUND DUCK FOOD

Early in the season the Sago Pondweed will attract Mallards and Teal, later the Canvas-backs and other divers. It's the most important of water plants for both wild ducks and fish. All species of wild ducks feed upon its roots, tubers and seeds which are produced in abundance. In fact all parts of the plant are eaten by the wild ducks, but they cannot destroy the growth for it has a very strong root system which makes a net work thru the bottom soils. Many roots and tubers remain unmolested to produce a growth the following year. One planting will make a permanent growth. Sago Pondweed produces more food for the wild ducks than any other aquatic plant. It is also an important food plant for the Muskrats.

### EXCELLENT FOR FISH

Like the Wild Celery the Sago Pondweed also provides food, cover and protection for the fish. It purifies and clarifies the waters, takes up the poisonous gases and puts forth oxygen into the waters. Various kinds of insect life deposit their larva on these plants which is food for the small fish. The Sago Pondweed plants shade and cool the under waters and will not only improve the fishing but also the quality of the fish.

### WHAT AND WHEN TO PLANT

The tubers of Sago Pondweed should be planted during April, May and June. They will produce food for the Wild Ducks the following Fall. Seed of the Sago Pondweed may be planted during August through December and will produce a growth the next year.

### WHERE TO PLANT

These plants are very hardy and will grow in almost any waters except salt waters. On practically every kind of bottom soil except gravel. They are submerged plants and do best in waters from 2 to 6 feet in depth, altho Sago Pondweed will grow in water from 1 to 7 feet in depth. When possible plant where there is some mud.

### HOW TO PLANT

The tubers are planted in the same manner as Wild Celery tubers (see how to plant on page 6).

**SAGO PONDWEED SEEDS** are best planted in the Fall by mixing with a sticky soil to carry them to bottom until they take root and start to grow.

Complete planting instructions are furnished.

**Spring**—One thousand tubers will plant an acre.

Price—\$38.00 per 1,000 tubers, \$5.00 per 100 tubers.  
(Delivered Price)

Price ready to plant with weights attached \$42.00 per 1,000 tubers, \$5.50 per 100 tubers. (Delivered Price)

**Fall**—Twenty-five pounds Sago Pondweed with Seed plants an acre. (Delivered Prices Below)

Price—\$1.50 per lb.; 10 lbs. or more @ \$1.40 per lb.;  
\$32 for 25 lbs. (1 bushel).

The quantity of food that grows in any waters governs the number of wild ducks that can stay there as well as the length of their visit.


## GOVERNMENT INDORSEMENT

Research Report 30 entitled "Food of Game Ducks in the United States and Canada" by U.S. Fish and Wildlife Service,

United States Department of the Interior, for sale by the Superintendent of Documents, United States Government Printing Office, Washington 25, D.C., price 75 cents, says that Sago Pondweed is probably the most important single waterfowl food plant on the continent and is responsible for about half, or more, of the total food percentage credited to the genus *Potamogeton*.



Sago Pondweed (*Potamogeton Pectinatus*) credited to the genus *Potamogeton*.




Blue-Winged Teal (*Querquedula Discors*)

## Ducks Are Effective

### In Mosquito Control

Mallard ducks are efficient as a mosquito control agency, Texas Game Department biologists say. They eliminate most of the larvae of the insect, even from the most badly infected places.—From the National Wildlife Federation.



Green-Winged Teal (*Anas Carolinense*)

## WAMPEE—DUCK CORN

A good Wild Duck Coaxer. Southern or Northern grown. Marsh ducks are particularly fond of the Wampee Seeds which shell off the stock in late Fall like kernels of corn shelled from the cob. It will help hold the Mallards and other shallow water feeders after many other foods are gone.

### WHEN AND WHERE TO PLANT

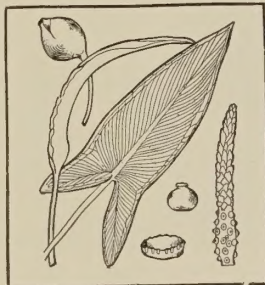
Wampee Duck Corn Seed may be planted during Fall or Spring. They grow in wet marshy boggy places or on fairly rich mud bottom in waters from 1 inch to 1 foot in depth. Plant them at the waters edge of any lake, pond or stream.

### HOW TO PLANT

Wampee Seed may be planted by mixing same with a good sticky clay and scattering small parts of the mixture here and there at the waters edge. If it is your desire to plant this seed in a wet marshy place, simply lift the soil with a hoe, drop in several seeds and step the soil together closing the hole, or seed can be simply broadcast on the waters along the shore and where they drift and catch, there they will grow. We will furnish complete planting instructions with order. Ten pounds of seed will plant an acre.


### WAMPEE DUCK CORN SEED

Delivered Price \$1.75 per pound, 5 lbs. \$8.00.



Wampee  
(*Peltandra Virginica*)

Natural foods are the secret of attracting large numbers of waterfowl, fish or game and holding them over an extended period. Make a liberal planting now.



Lesser Scaup (*Fulix Affinis*)



Shallow Water Ducks Feeding

## WATER SMARTWEED

(*Polygonum Lapathifolia*)

## NODDING SMARTWEED

(*Polygonum Muhlenbergii*)

Wild ducks like the seeds of Smartweed, particularly Mallards, Blacks, Pintail and Teal. They have to work hard to find the meaty black seeds in the soils and shallow waters and this helps to hold these ducks on those waters.

### WHEN AND WHERE TO PLANT

Water Smartweed and Nodding Smartweed may be planted from January through December. They grow in wet soils or shallow waters, preferably on a mud bottom soil. Due to being very hardy they will grow in either northern or southern climate. Waters that are fresh, moderately acid or mildly alkaline are ideal.

### HOW TO PLANT

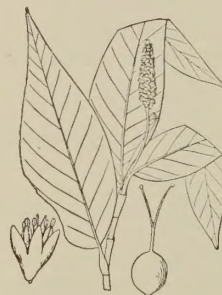
The Smartweeds reproduce by both seeds and roots. Seeds being difficult to harvest, we recommend the planting of root sections, for quick and good results. These root sections will float and if scattered along the shore in the shallow waters they will drift to the waters' edge and start to grow, or just wade along the waters' edge and push the root sections into the wet soils or in very shallow waters. They will take hold promptly. A convenient way to plant the Water Smartweed roots in shallow waters is by attaching an 8 penny nail to 2 or 3 of the root sections with a number 8 rubber band and just drop them about 6 feet apart in shallow waters.

### Price—Delivered

1,000 Roots \$38.00; 500 Roots \$19.00

100 Roots ..... 5.00

Ready to plant with weights attached  
\$42.00 per 1,000 — \$5.50 per 100



Water Smartweed



Nodding Smartweed



## HARD STEM BULRUSH

(*Scirpus acutus*)

The Hard Stem Bulrush is excellent for wild ducks, it provides food and cover. It is the most important of Round Stem Bulrushes as a wild duck food. Also ideal for borders of fish ponds, providing good cover for game fish. Muskrat not only feed upon its roots, but also build their houses of its stems.

This species of bulrush is very hardy, it will grow in either wet soils or shallow waters to two feet in depth. It thrives in either a sandy soil or a rich mud bottom, from the Gulf of Mexico to Hudson Bay. Either fresh, acid, alkaline or brackish waters are suitable.

Due to the stout stem and sturdy root system, the Hard Stem Bulrush will break wave action, thus preventing erosion. Wild ducks love to huddle among the tall growth because of the quiet waters it commands. Here they find food as well as protection from raw weather on cool Fall mornings, feasting upon the many seeds that it produces.

The root stocks of the Hard Stem Bulrush can be planted during Fall or Spring. Southern orders will come direct from our Southern nurseries, for northern waters we will ship from Wisconsin.

To plant the Hard Stem Bulrush simply set the root stocks in wet soils or shallow waters. They will send out running roots which will multiply and reproduce. They are indestructible by carp due to the fibrous roots. Two hundred fifty rootstocks will start a quarter acre bed.

### Price—Delivered

Hard Stem Bulrush Rootstocks

\$6.00 per 100, \$12.00 per 250, \$46.00 per 1,000 rootstocks.




Hard Stem Bulrush

### PREDICT—GOOD DUCK CROP

Favorable weather conditions over the past year in the great Canadian wild duck factory will give us a larger crop of wild ducks. The national organization of wild fowlers, Ducks Unlimited, Inc., contributed liberally in its most successful work of upholding the supply even though the number of hunters have increased materially. With continued favorable weather plus good work of re-establishing more breeding and feeding grounds, all will enjoy better duck shooting next Fall.

WM. O. COON, *Naturalist*



## REED CANARY GRASS

(*Phalaris Arundinacea*)

A popular food with the mallards, blacks and pintail. On the lowlands where the Reed Canary Grass grows, from Canada to the Gulf these shallow water feeders will surely stop during their Fall flight. They are particularly fond of feeding upon the Reed Canary seed in places which overflow in Fall or places dry in Summer and flooded in duck season, where they may dabble the seed from the mud in shallow waters.

### WHEN AND WHERE TO PLANT

Seeds of the Reed Canary Grass may be planted anytime of year. It will grow to maturity in 45 to 90 days depending on the climate. It will grow on dry or moist soils, wet lowlands are ideal or along the banks of ponds or streams.

### HOW TO PLANT

It is best to drag or disc the soil before planting if soil is dry. On moist soil just broadcast the seed, no need to work the soil. Sometimes on wet soils it is well to whip the surface soil with a brush or drag it over just to imbed the seed.

### QUAIL AND PHEASANTS

Upland game birds will feed upon the seed of Reed Canary Grass where it grows along the high banks or in fields near natural cover.

Ten pounds of seed plants one acre.

### PRICE—DELIVERED

Reed Canary Grass \$70 per 100 lbs. seed; 25 lbs. @ \$18; 50 lbs. @ \$36; smaller quantities \$1.00 per lb.

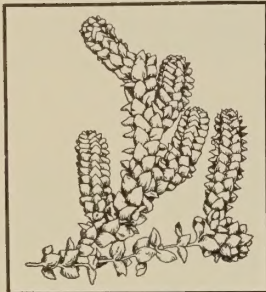


Reed Canary Grass



## COONTAIL PLANTS

Seeds of the Coontail Plant are eaten by many species of wild ducks, they also feed upon the foliage. This plant provides both food and cover for fish. It's a rapid growing plant and makes considerable food in a short time.



Coontail  
(*Ceratophyllum Demersum*)



## ELODEA

The Elodea is of value as a food plant for marsh ducks. It has a great value as a food and cover plant for fish. It is also a very good water purifier. Like the Coontail it grows very rapidly. Once growing in those waters it will be permanent.



Elodea  
(*Anacharis Canadensis*)

### WHAT, WHEN AND WHERE TO PLANT

Planting of these two kinds can be made from April to October. They grow best on a mud bottom in one to five feet of water, preferably in small ponds, sloughs or quiet bays on larger lakes. Just lay a handful of plants on the waters and push them into the bottom soils with a paddle.

PRICE—COONTAIL \$10.00 per bushel plants.

ELODEA \$10.00 per bushel plants.

(Delivered Prices)



### Testimonial Letters

Crannell, California  
March 18, 1946

Mr. William O. Coon,  
Game Food Nurseries,  
Oshkosh, Wisconsin

Dear Mr. Coon:

We drove up to the Lake yesterday to inspect our job of planting. The rice has sprouts from one inch to five inches and the tubers have sprouted and are coming through the mud about an inch. I am sorry that we are so unfamiliar with the other seeds, etc., to know what is happening to them, but I am sure that they are doing all right. We sure are more than pleased with the results, thanks to you.

Very truly yours,  
SAM B. MERRYMAN



Spokane, Washington  
February 17, 1944

Mr. William O. Coon,  
Game Food Nurseries,  
Oshkosh, Wisconsin

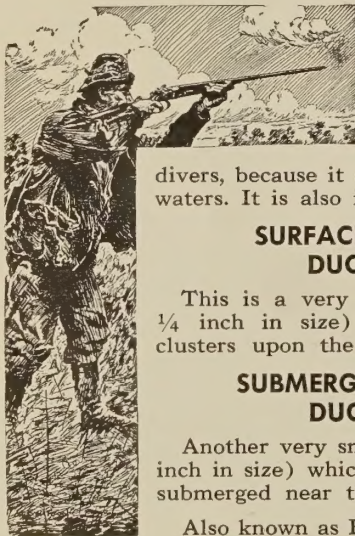
Dear Mr. Coon:

You may recall that you furnished us last spring with four thousand Sago Pondweed Tubers prepared for planting with rubber bands and nails attached. We had practically a 100% result from this planting.

We planted about half of them in a pothole which the ducks had always deserted after the opening day for the lakes on the property, and this year the ducks kept coming back to the pothole week after week, obviously on account of the feed.

Very truly yours,  
W. W. CLARKE

## DUCKSMEAT OR DUCKWEEDS



All kinds of wild ducks feed upon the Ducksmeat. The shallow water feeders make up a larger percentage of their food of this plant than the divers, because it grows largely in shallow waters. It is also important for fish.

### SURFACE FLOATING DUCKSMEAT

This is a very small plant (less than 1/4 inch in size) which floats in great clusters upon the surface of the waters.

### SUBMERGED FLOATING DUCKSMEAT

Another very small plant (less than 1/4 inch in size) which floats in great masses, submerged near the bottom.

Also known as Evergreen Duckweed.



### WHAT, WHEN AND WHERE TO PLANT

The above plants grow under very similar conditions and are transplanted in the same manner during the months of June to October. These plants should be transplanted into fresh waters from 1 to 6 feet in depth on any kind of bottom in ponds or quiet sheltered bays and coves. The above plants are indestructible by carp.

### HOW TO PLANT

Just drop a handful of plants into the waters about every two feet.

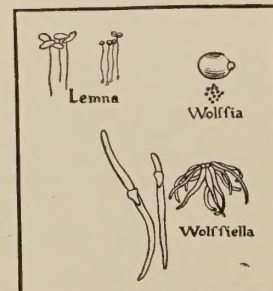
Five bushels of plants to the acre.

#### SURFACE DUCKSMEAT

Price, \$10.00 per bushel plants.  
(Delivered Prices)

#### Submerged Ducksmeat

Price \$12.00 per bu. plants. (Delivered Price)



Ducksmeat (Lemna)

## WAPATO DUCK POTATO

### RAPID GROWING DUCK COAXER

The Wapato Duck Potato is a very good all around wild duck food. Canada geese and swan are also very fond of this plant. The species of wild ducks which will feed upon Wapato depends largely upon the water conditions under which it grows. If the waters remain nearly the same level the year around, mallards and other shallow water ducks will feed upon the tender shoots, tubers and seeds which it produces. In places where there is an overflow or the water deepens during Fall and Winter, canvasbacks and other divers will feed upon Wapato.

As a Muskrat food the Wapato is considered among those of the most importance and is often called Rat Potato.



Wapato Duck Potato  
(*Sagittaria latifolia*)

### WHAT AND WHEN TO PLANT

Wapato propagates largely by tubers which may be planted during Spring or Fall. Tubers planted in Spring or Fall will produce fully matured plants the following Fall.

### WHERE TO PLANT

This plant is very hardy and will grow well in most any inland waters excepting those which are very strong of alkali or salts. It does the best in a fairly rich soil on damp lowlands, mud flats or in water from 1 inch to 1 foot in depth.

### HOW TO PLANT

The tubers of the Wapato Duck Potato are very easily planted, all that is necessary is to step into your boots or waders and take a quantity of tubers to the place you wish to plant. Then push each tuber about one or two inches deep into the bottom soil, planting about three feet apart. More complete planting instructions sent with order. One thousand tubers plant one acre.

Price, \$38.00 per 1,000 tubers 500 @ \$19.00; \$5.00 per 100.

(Delivered Prices)



Pintail or Sprig (*Dafila Acuta Iztzihoa*)

## DEEP WATER DUCK POTATO

(*Sagittaria Rigida*)

Another favorite food for all kinds of wild ducks. The diving ducks feed on it during Fall in the deeper waters. Shoal water ducks eat it if the waters are low during Fall. It is a rapid grower and produces abundantly of food. It has numerous acorn like tubers on its roots just beneath the bottom soils which the wild ducks glut themselves with. One can hardly drive the ducks away from a good bed of Deep Water Duck Potatoes and if they do leave, it is only temporary, they soon return for more.

Plant the tubers during Spring or Fall in from one to five feet of water. A soft mud bottom is best and will produce a luxuriant growth next duck season. They are very hardy and will thrive in any fresh water lake, pond or stream. Changing water levels do not affect the growth of these Duck Potato plants.

In planting Deep Water Duck Potatoes just fasten the tuber to an eight penny nail with a small rubber band and drop them in the waters in the desired place. One thousand tubers plant one acre.



Deep Water Duck Potato

### PRICE—DELIVERED

Deep Water Duck  
Potato tubers \$38.00  
per 1,000; 500 @  
\$19.00; \$5.00 per  
100.

Ready to plant with  
weights attached,  
\$42.00 per 1,000; 500  
@ \$21.00; \$5.50 per  
100.



Wood Duck  
(*Aix sponsa*)

## WATERLILIES

### AMERICAN LOTUS

Wild ducks eat the young and tender seeds as they drop from the pods. It also is of value as a food and cover plant for game fish. Muskrats will feed upon the banana-like tubers it produces. American Lotus is very ornamental having large cream-colored flowers. The seed may be planted during any season.

### WHITE WATERLILY

Seed of the White Waterlily are often consumed by wild ducks, however, they do not produce abundantly of seed. It is considered as an excellent food and cover plant for game fish. Muskrats will feed upon the roots.

White Waterlilies are sweet-scented and very ornamental, and will add to the beauty of the waters. Tubers or rootstocks of White Waterlilies are planted during Fall, Spring or Summer.

All waterlilies do best on a mud bottom in waters from one to four feet in depth.

### HOW TO PLANT

Tubers and rootstocks are very easily planted. Cut a fairly straight stick about five feet in length which is between one and two inches in thickness. Whittle off one side at end to make a flat surface, then drive two nails into this flat surface on a slant to make a sort of crotch. Place a tuber into this crotch and push it into the mud about three or four inches. Plant these about three feet apart. These tubers are usually planted from a boat. Seed are simply broadcast.

Seven hundred tubers will plant one acre.

### Prices—Delivered


White Waterlily Tubers \$8.00 per 100 or 1,000 @ \$60.00;  
White Waterlily Rootstocks \$18.00 per 100 or 10 for \$3.00;  
American Lotus Seed \$1.75 per pound, 5 lbs. @ \$8.00. White  
Waterlily Tubers \$10.00 per 100 Tubers, ready to plant, with  
weights attached.



Lotus Waterlily  
(*Nelumbo Lutea*)



White Waterlily  
(*Castalia Odorata*)




## LOWLAND SMARTWEED SEED

Here is a very important wild duck food that is easy to plant and easy to grow. All kinds of shallow water feeding ducks like it. Smartweed will grow in wet or dry soils or shallow waters, wonderful for places wet in the Summer and flooded in duck season. It reseeds itself each year. Over the continent as a whole, it ranks as the third best duck food.

### Price Delivered

Lowland Smartweed Seed—100 lbs. @ \$50.00; 50 lbs. @ \$25.00; 25 lbs. @ \$13.00; 10 lbs. @ \$6.00.


Small quantities—60c per pound—postpaid.



Black Duck (*Anas Rubripes*)



Frogbit Plant



Lowland Smartweed

## FROGBIT

(*Limnobium Spongia*)

Wild ducks feed upon its seeds and tender shoots. It being a floating plant makes excellent cover for game fish. Frogbit is a typical southern plant and thrives in either sunny or shaded areas. It floats upon the surface of fresh water ponds or sloughs sending out runners with plants forming every few inches. The plants are easily planted, just drop them here in the waters where they cannot float away. Plant from March to December, using 500 plants to the acre bed.

### Price Delivered

100 plants	.....	\$ 8.00
500 Plants	.....	25.00
1,000 plants	.....	48.00

GOOD RESULTS FROM IOWA

Sanborn, Iowa  
February 16, 1946

Game Food Nurseries,  
P.O. Box 371  
Oshkosh, Wisconsin  
Gentlemen:

One year ago we ordered some duck foods from you and now would like to have some more and wish you would send price list, etc., that we may order some more for spring planting.

From what we can gather we had good luck with this food and had the best shooting that we had ever had there, so we wish to order more and in a larger amount.

Yours very truly,  
J. W. CRAVENS

## WATER SHIELD

Sometimes called *Brasenia* is an important wild duck food. Only during the last few years have we been able to grow sufficient quantities to supply the demand and thus list it in our literature. Wild ducks like the tender shoots and hibernating buds of the Water Shield as well as its seeds. It has a very strong root system almost indestructible by carp. Water Shield grows from the far north to the extreme south. It grows best in waters from one foot to five feet in depth on a mud bottom. Fresh waters, lakes or ponds are most suitable for its growth.

Water Shield has small round leaves, like pond lilies (about two inches across) and make wonderful cover for game fish. Roots are planted from February through November. One thousand roots will plant an acre.

### Price Delivered

Water Shield Roots \$8.00 per 100.  
500 Roots @ \$25.00; \$48.00 per 1,000.

Complete planting instructions sent with each order.



Water Shield  
(*Brasenia Schreberi*)



Redhead Grass

## REDHEAD GRASS

(*Potamogeton Perfoliatus*)

Diving ducks eat the brittle roots of this important wild duck food. Shallow water ducks feed on its wheat-like seeds at the water's surface. It is very hardy, grows in from one to six feet of water on either soft or firm bottom. Plant seed during Fall.

Redhead Grass is also valuable as a food and cover plant for game fish. Such as Blue Gills, Perch and Crappie always linger in the Redhead beds.

### Price Delivered

Redhead Grass Seed \$2.50 per pound, 10 lbs. @ \$22.00.



Redhead (*Nyroca Americana*)

## NAIAS—Bushy Pondweed

The *Naias* or Bushy Pondweed is an important wild duck food, all parts of the plant are eaten by them. It grows in waters ranging in depth from one foot to six feet, on either sand, clay or mud bottom. *Naias* is a strictly fresh water plant. It grows entirely submerged, seldom ever exceeding one foot in height and makes a soft green carpet of moss over the bottom.



*Naias Flexilis*

This plant is considered very important as a food, cover and oxygenating plant for game fish. It also helps clarify the water.

Plants containing seed should be planted during August to November. They are easily planted by mixing them with soil and broadcasting into the water. Four bushels plant an acre.

### PRICE—DELIVERED

*Naias* with seeds \$12.00 per bu.

## SWEET FLAG—WATER IRIS

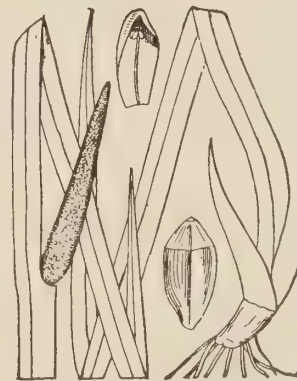
Both the Sweet Flag and Water Iris are important food and cover plants for Muskrats. They are also important cover for waterfowl and provide excellent nesting places. Roots may be planted during Spring or Fall in wet low lands or marshy places.

The Sweet Flag will withstand a little more water depth than the Blue Water Iris, both grow best in real wet soils. Sweet Flag is more important as a food plant for wild life, whereas the Blue Water Iris is much more ornamental for pond borders.

Sweetflag — 1,000 Roots \$38.00; 100 Roots \$5.00.

Water Iris — 1,000 Roots \$38.00; 100 Roots \$5.00.


(Delivered Prices)



Sweet Flag  
(*Acorus Calamus*)



Blue Water Iris  
(*Iris Germanica*)



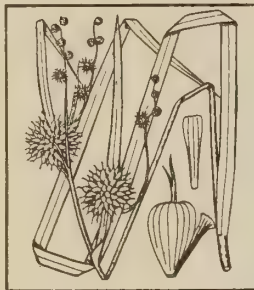
## COVER PLANTS

### Burreed

Is a valuable plant to have growing in your marsh. Seeds which resemble kernels of corn, shell from the large prickly burr during Fall and are eagerly eaten by marsh ducks.

Burreed grows from three to five feet in height and during early Summer makes ideal nesting places for wild ducks, also provides blinds for the hunter during Fall.

As a muskrat food, the Burreed is one of the three most important. Its young shoots and runners are tender and numerous.



Burreed Seed Head  
(Sparganium)

### Cattails

Cattails are hardy plants for wet soils and shallow waters. They offer excellent cover for wild ducks and protection for other aquatic plants. These plants grow to be five to seven feet high and make good blinds. Cattail plants are very important as food and cover plants for muskrats, being tender and high in starch contents which helps produce a glossy coat.

### Reedgrass

Makes the very best blinds for hunters. It grows from five to eight feet with numerous long narrow leaves, during late Fall in the North, wild ducks will seek shelter from the cold winds among the Reedgrass. It is also of importance for the muskrat.



Reedgrass (Phragmites)

### WHERE AND HOW TO PLANT

The Burreed, Cattail and Reedgrass grow best on a fairly rich soil either on wet lowlands or in waters from one to 12 inches in depth. The roots of these plants should be transplanted during May thru November.

Slip on your boots, take a spade or digging shovel and a quantity of roots to the place you are going to plant. In the shallow waters about three feet apart, make a hole and place one or two roots in each hole, then replace the soil and press it firmly into place with your boot.

### Price Delivered

Burreed Roots .....\$38.00 per 1,000, \$5.00 per 100  
Cattail Roots .....\$42.00 per 1,000, \$5.00 per 100  
Reedgrass Roots .....\$42.00 per 1,000, \$5.00 per 100  
Burreed Seed \$1.50 per lb.; 5 lbs. @ \$7.00.



Shoveler or Spoonbill (Spatula Clypeata)

## RIVER BULRUSH

A very hardy and prolific plant for the prevention of erosion. Set the River Bulrush Roots out along the bank or the edge of earth dam where wave action is most destructive. It makes a network of fibrous roots and also makes excellent cover for wild ducks, its foliage reaching about three feet in height. Plant during Spring or Fall.

### Price—Delivered

\$5.00 per 100 Roots; \$42.00 per 1,000 Roots



Cattail Plant  
(Typha Latifolia)

River Bulrush  
(Scirpus Fluyiatilis)

### PLANTING PAYS OFF IN ALABAMA

Huntsville, Alabama  
March 21, 1946

Mr. W. O. Coon, Naturalist  
Game Food Nurseries,  
Oshkosh, Wisconsin

Dear Mr. Coon:

Last summer we planted 12 to 14 acres of your wild millet seed on our preserve and the results were a startling success. The ducks came in by the hundreds and we had a wonderful season.

The increase was certainly ten fold. We had planned to follow the millet with smartweed this spring, but the millet was such a success that we are now thinking of replanting this same area with millet rather than take a chance with the smartweed.

EDGAR DAVIS

## THREE-SQUARE RUSH

(Scirpus Americanus)

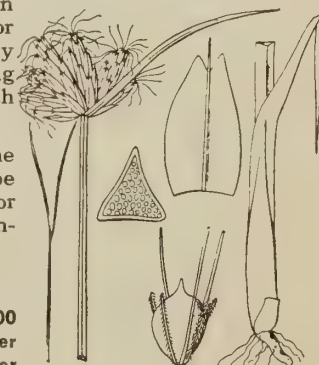
Of about 150 different rushes belonging to the Scirpus family, the Three-Square Rush is the most important wild duck food. It produces a sizable cluster of meaty seeds which the shallow water ducks are very fond of. It also makes good blinds for the hunter. Three-Square Rush gets its name from the three-sided or triangle-shaped stock.

The Three-Square Rush grows well on sandy soils, on lake margins or along streams. It grows in marshes and firm rich soils as well as sand. Just wet soils at the waters edge are ideal, or in waters to one foot in depth, never deeper. It grows in either fresh water areas or in brackish or moderately alkaline places. In ordering specify for salt or fresh waters.

Seeds or tubers of the Three-Square Rush may be planted during the Fall or Spring months. Planting instructions furnished.

### PRICE—DELIVERED

Three Square Rush Seeds \$2.00 per pound; Tubers \$6.00 per 100, \$20.00 per 500, \$40.00 per 1,000.

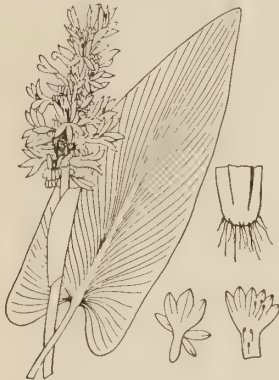


Three-Square Rush

## PICKEREL PLANT

(*Pontederia Cordata*)

A good natural wild duck food, also important as a cover plant for game fish, very beautiful and most hardy. Seeds of the Pickerel Plant which are produced quite abundantly are eagerly sought by the wild ducks. Pickerel Plant is distinct in its spike of bright blue flowers and its lance-shaped or heart-shaped leaves with round bases, it resembles both the Wampee Duck Corn and Wapato Duck Potato. It grows best in mucky soil in shallow ponds, streams and marshes of fresh or slightly brackish waters. Root stock can be planted from March through November with very good results, 500 roots will plant one acre. Easily planted, just set the roots in the soils in shallow waters. Southern and northern grown varieties.



Pickerel Plant

Price 100 Pickerel Plants,  
\$20.00; 500 Pickerel Plants,  
\$75.00.

(Delivered Price)

## DUCK WHEAT

(Tartary Buckwheat)

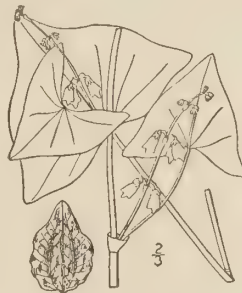
Duck wheat is a very rapid growing plant. It produces an abundance of seed which wild ducks and geese are fond of. Most favorable results are obtained when seed is planted in June or July on places which go dry or can be drained during Summer and flooded during the duck season.

### HOW TO PLANT

Break the soil, with a plow, disc or drag, then broadcast the seed using about 50 pounds to the acre and drag or rake the planted area to cover seed.

### PRICE—DELIVERED

\$28.00 per 100 pounds; 50 lbs.  
@ \$15.00; 25 lbs. @ \$8.00 or  
40c per pound.



Duck Wheat  
(*Fagopyrum Tataricum*)

### SATISFACTION IN NEBRASKA

Minatare, Nebraska  
July 28, 1943

Mr. Coon,  
Oshkosh, Wisconsin  
Dear Mr. Coon:

The water seeds and plants which I bought from you in the past are now in the stage of real growth.

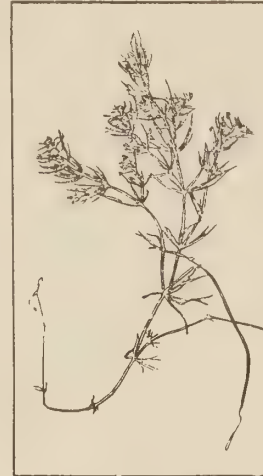
I thought that perhaps you would be interested in the results that I am getting out here in this part of the country and it might help you to determine just what is best for this region, providing some one else ever asked you.

The Wapato Duck Potatoes I planted this spring are now in bloom and have a very nice field of them. The white waterlilies are beautiful and are an asset to any lake. The bulrushes are dandy. Muskgrass and Ducksmeat are far beyond expectation. The wild rice is now very nice, but I think that I didn't plant enough of it.

ROBERT BASTRON

## MUSKGRASS

A few bushels of Muskgrass planted during Spring, late Summer or Fall will produce an excellent feeding place for the wild ducks the following season. They feed upon the foliage as well as the many small tubers which are produced. Both marsh ducks and diving ducks feed upon Muskgrass. One will also increase the sport with rod and reel, for Muskgrass is a valuable food and cover plant for fish.



Muskgrass (Chara)

Broadcast bits of the plants containing (oogonia) seed spores upon the waters anytime from April to December. Muskgrass grows in fresh or alkaline waters from two to 12 feet in depth on almost any kind of bottom. One requirement is that the waters contain some lime which will be indicated by shells or shell bearing creatures such as snails or clams in the waters. Four bushels will plant an acre.

### PRICE—DELIVERED

Muskgrass Seed Spores

\$10.00 per bushel.



## WATER CRESS

The Water Cress is used largely by breeders of wild ducks, who consider it very valuable as a food plant for their duck farms. It grows very rapidly.

### WHEN, WHERE AND HOW TO PLANT

Water Cress may be started by planting seed during Spring or Fall. It grows in cool waters, usually where there is a slight current, like in springs, brooks, small streams or shallow ponds.

To plant Water Cress seed, simply mix one ounce of seed to a quart of rich soil, moisten and drop a teaspoonful here and there along the waters edge in quiet place where it won't wash away.

Water Cress Seed \$1.75 per ounce,  
postpaid.



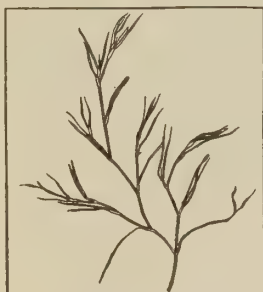
Water Cress  
(*Sisymbrium Nasturtium-Aquaticum*)

## WIGEON-GRASS

Redheads, Bluebills, Wigeon and Canvasbacks feed upon the roots, seeds and leaves of Wigeon-Grass. It is considered the best wild duck attraction for brackish waters. Mallards and other marsh ducks feed upon Wigeon-Grass during low tide where it grows in bays and streams which are affected by tides.

### WHEN AND WHERE TO PLANT

Wigeon-Grass Plants are transplanted during Fall or Spring in alkaline or brackish waters. It grows in salt water but never in that of full ocean strength. It thrives in waters affected by ocean tides. This plant grows in waters from one to ten feet in depth on a mud bottom.



Wigeon-Grass  
(*Ruppia Maritima*)

### HOW TO PLANT

The Wigeon-Grass Plants are planted by simply pushing the roots of the plant down into the mud with an oar or paddle in one to six feet of water. Three bushels of plants to the acre.

**PRICE—DELIVERED**  
Wigeon-Grass Plants  
\$16.00 per bushel

## SALICORNIA

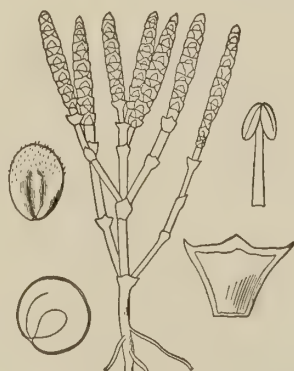
For Tide Waters (Salt)

A real salt water duck food. Due to the glassy appearance of the stems it is called Glasswort. The plants are leafless but have numerous joints off the stems. Glasswort also thrives in strong alkaline waters. It produces abundantly of seed which the wild ducks are very fond of. Mallard, Blackducks and Sprig in particular like it, but all species of wild ducks eat it.

Salicornia or Glasswort may be planted during April to November by placing the plants in the soil in the desired place. It grows well on any fairly good soil, places exposed at low tide and covered at high tide, or very shallow alkaline waters. Three bushels will plant one acre, an acre will provide an abundance of duck food and spread to other suitable nearby places. Plant several small beds.

**Price—Delivered**

Salicornia Plants \$16.00 per bushel.



Salicornia Virginica

## WHAT OTHERS SAY —

Fresno, California  
August 30, 1946

Wm. O. Coon  
Game Food Nurseries  
Oshkosh, Wisconsin

Dear Mr. Coon:

I have returned from my vacation, and you may ship the remainder of my order.

I was out to my place on the 30th of July and I can tell you that I never saw any plant grow and spread so rapidly as the Wigeon Grass which we planted just a short time previous to that date. The growth of this under water plant was simply amazing and it will supply food for hundreds of ducks this fall.

Sincerely,  
RALPH WOODWARD

Los Angeles 11, California  
April 16, 1946

Mr. Wm. O. Coon,  
Game Food Nurseries,  
Oshkosh, Wisconsin

Dear Mr. Coon:

Many thanks for your letter dated April 9, and may I take this opportunity to tell you that it is a pleasure to do business with you.

Before I started dealing with you, I was dealing with another company in the same business and was very much dis-satisfied with their service. I am convinced that you know so much more about this wild bird food business than anyone else I have ever dealt with, that not only will I be very happy to give you all my own business, but to recommend you to others who are looking for good material and expert advice.

JOHN GRANT

Folk, Ohio  
November 1, 1945

Mr. Wm. O. Coon  
Oshkosh, Wisconsin

Dear Mr. Coon:

Perhaps I should tell you that after all our stand of Wild Rice was wonderful this year, and at one time we counted some 125 Teal ducks which had gathered there.

We were highly pleased with the results.  
(Signed) C. H. Spencer

Ravenna, Kentucky  
April 3, 1944

Game Food Nurseries,  
Oshkosh, Wisconsin

Gentlemen:

We are in the market for additional seeds.

We delivered what we purchased last year to various members of the Fish & Game Club and they were so enthusiastic about results they want more this year.

A. B. SMITH

Princeton, Illinois  
April 5, 1946

Mr. William O. Coon,  
Oshkosh, Wisconsin

My dear Mr. Coon:

About a year ago I bought some wild rice for my small lake and last fall the water got very low, and I would like to know if the seed that fell to the ground would stand the freeze, and grow this spring, or if not, I wish that you would send me ten dollars worth of the seed, the seed I got from you last year came up just fine and I had a wonderful stand, but I do want to have some more this summer, so what you think is best to do, please do so.

Yours truly,  
C. O. RYBERG

Sullivan, Wisconsin  
June 11, 1946

Dear Mr. Coon:

Thanks for the additional planting materials which you sent me, you sure want me to get results.

The Ducksmeat, Burreed and Smartweed Plants arrived in wonderful shape, I never saw better plants.

Thanks for your fine cooperation.

RAY A. BUSKE

Burlington, Vermont  
May 18, 1946

My dear Mr. Coon:

Received my last order in very good condition and planted them the next day.

Enclosed you will find a check for 500 Sago Pondweed Tubers ready to plant and 500 Wild Celery Tubers ready to plant.

Your last shipment looked so fresh and sturdy I couldn't help but send in another order as I want to be sure of some good duck shooting this fall.

CHARLES MacANDREW



## IT'S A FACT

There are but three fundamentals that concern wild-life of every kind, they are: **To Find Food, Protection From Enemies and To Reproduce.** Make your place attractive and you will enjoy plenty of game and lots of sport.

### ARE NATURAL WILD DUCK FOODS LEGAL TO PLANT AND SHOOT OVER?

Yes, indeed they are, both the U.S. Fish and Wildlife Service and your state game department endorse the planting of natural foods. It is not their intention to prevent sportsmen from duck shooting. Baiting with grain is illegal, but planting a natural feeding ground is legal and considered as an act of conservation. Natural foods that grow in and about those waters provide for the waterfowl not only during the shooting season, but prior to and after the season. They support the waterfowl during their Spring and Fall migration as well as provide those most needed breeding grounds.

### UNITED STATES GOVERNMENT ENDORSES THESE DUCK FOODS

Research Report No. 30 called "Food of Game Ducks in the United States and Canada" explains the value and the propagation of these natural wild duck foods as listed in this catalog. The United States Fish and Wildlife Service recommends their planting. Your state game department will also endorse natural food planting. Natural foods not only attract the wild ducks during the shooting season, but prior to and after the season, Spring, Summer and Fall.

### WILL THEY POISON LIVESTOCK?

In the history (60 years) of this duck food business, we have never learned of one instance where livestock ever have been affected by eating natural wild duck foods. In fact, unless forage is very short, the livestock will not molest these duck food plants. No, they are not poison to man, bird or beast.

### WILD DUCKS NEED GRAVEL

If your favorite duck shooting place has a soft mud bottom soil and no gravel or coarse sand, it will be a real improvement to establish a small bed or two of gravel or sand for them in shallow waters. All wild waterfowl have a very active digestive system (unlike upland birds they have no crop in which to store feed) therefore, they use more grinding materials in their system to rapidly dispose of their food. Waterfowl eat at least twice daily, and if they don't find that needed gravel or sand, they must leave your waters to obtain it.


WM. O. COON, *Naturalist*



### PROFESSIONAL SERVICE

## We Survey — Plan and Make Your Marshes, Ponds or Streams Attractive

An ideal method of procedure in developing an attractive feeding ground for either waterfowl, fish, or game is to employ the services of our expert to come and make a personal examination of the property. We will examine the soils, test the waters, identify the botanical growth, determine what will grow and where to plant it to make a paradise for game or fish. Where



BEFORE PLANTING

AFTER PLANTING

leagues or associations plan to develop several lakes or properties, clubs or private individuals controlling large areas wish to make plantings to the extent of \$1,000 or more we recommend this service for best and quickest results.

Perhaps you now have some natural foods growing in those waters or about the shores unbeknown to you, this service will eliminate the danger of duplicating in planting. It will insure the planting of the proper plants adapted to those particular water or soil conditions. Experimental planting on a large scale could be very costly.

By having this service you will learn what grows there, its value, what we recommend planting, quantity, price and where as well as when to plant.

Our charge for this service is based on the size of the area and its distance from Oshkosh. When we are able to obtain several contracts in one state it enables us to quote a special low price, making this service very inexpensive. Write for quotation.

## Aquatic Plants in Relation to Game Fish

By WILLIAM O. COON, Naturalist

Many of the same plants which are important food plants for waterfowl are also important food and cover plants for game fish. Therefore, one will improve both hunting and fishing by establishing a growth of aquatic vegetation in that lake, pond or stream.

The number of game fish that can live in any body of water is dependent upon the nature of the living conditions that exist within those waters. Also the size of those game fish is governed by those water conditions.

Aquatic plant life in a body of water is equally as important to fish life as the vegetation that grows upon the upland is to the animal life that lives in the woods or fields.

The basis of all food for every living creature is plant life. From the human being to the lowest form of animal life are dependent upon vegetation for their existence. Even though one species is carnivorous and may feed upon another carnivorous creature, somewhere down the line there are those that are dependent upon vegetation.

Game fish within most lakes are imprisoned within those waters. It is the plant life that grows within those waters that create the proper balance for their living condition. The advantages of that vegetation are many. A sportsman may curse and condemn the weeds—that entangle his fish line or snag his lure, but without those weeds the fish cannot grow to a healthy pan size for eating or give that sportsman the thrill he gets in catching him.

Whether it be fish life, bird or animal life—there are but three fundamentals that concern them. First is to obtain food; the second is protection from their natural enemies; and the third to reproduce. Let's just touch on the basic facts concerning each of these.

### FOOD FOR GAME FISH

All fishes classified as game fish are carnivorous creatures (meat eaters), some of them are cannibalistic and feed upon the smaller of their own kind. Many game fishes feed upon other species of game fishes, rough fish and otherwise. There are certain species of small fishes that never grow large and which multiply rapidly that are known as forage fish. It takes an abundance of small fish to provide food for large numbers of larger fish, and, therefore, to have an abundance of small fish they likewise must have a greater abundance of food.

These smaller species of fish are dependent for their food upon the microscopic animal life that lives in the waters. One drop of water may contain numbers of small creatures visible only when placed under a microscope. They are not harmful to man or beast, but are important to those fish. This small animal life may, depending upon the species, be dependent upon the living plants that grow in those waters or the decaying foliage and roots of old dead vegetation. Perhaps this small microscopic creature may also be carnivorous and feed upon other smaller species of tiny creatures, but somewhere down this line if traced to its source, the plant life provides that food that enables one to live upon the other.

### PROTECTION

Here we will consider protection for these fishes from their natural enemies. The parent fish takes its young into the weed bed, not only because food is more abun-

dant there, but because it affords hiding places among the dense growth. A bird takes its young into the brush, vines or trees; a deer seeks the dense forest; a mountain creature a cave beneath a lofty cliff; the ground creature in its burrow. Fishes depend upon aquatic vegetation, dead branches or tree trunks, over-hanging banks and beneath the edges of rocks, depending largely upon the species, but plant life affords the most ideal place.



*"There!  
Right by  
that lily  
pad."*

*—ZOWIE!—  
"What a  
Whopper!"  
"That's  
where they  
lay!"*

There are many other advantages to a proper balance of aquatic vegetation in those waters aside from food and cover for game fish. These are truly important but too numerous to explain about all of them. However, may we touch on a few of those which are most important.

You have heard of people being locked in a vault and dying from suffocation, due to using all of the oxygen from the small space of air therein. You know that people cannot exist in the absence of oxygen, neither can any creature with blood in its veins. Surely you know that when your lungs take the oxygen from the air, that it's the vegetation upon the earth that lives upon this used air and puts back into it that oxygen so essential to our existence. Plant life in the water does exactly the same for those game fish imprisoned therein. Should there exist a shortage of oxygen, the tiny fish will perish first, the same as a babe could not exist as long as a healthy adult. Should a million of these fish die in your lake, you would be unaware of it. The tiny creatures would be consumed by the bird life along the shores, and were they not, you could not locate them without a microscope or if you knew exactly what to look for.

While game fish have no lungs, they do have blood and require oxygen. They take the oxygen directly into the blood stream through the tender tissues of the gills. This oxygen is most abundant among the vegetation, that is a second reason why that the adult fish takes its young there to live.

Plant life aids in the purification of the waters. It takes up the poisonous carbon dioxide gases given off by the decomposing bottom soils. At the same time this aquatic vegetation aids in the clarification of the waters. It collects the floating particles of sediment washed from the surrounding highlands. One seldom ever sees a weedy lake with other than clear waters which are best for fish life. Lakes barren of vegetation are often roiled by turbid waters. Game fish in muddy waters often acquire a muddy taste.

(Continued from Page 18)

Time and space will not permit us to go further into this subject. Let us now consider the third and last fundamental concern of these wild creatures—

### REPRODUCTION

Provide a suitable living quarters with plenty of food, and they alone will take care of the reproduction.

Game fish do select a mate each year, some make a bed and lay their spawn. Let's consider the Large Mouth Black Bass, a hardy and game fellow. After mating, the female will fan the bottom, either to firm clean soil or a net-work of aquatic roots. Here she deposits her eggs and in the meantime, the male guards and protects her. Now the male takes charge of the bed and fertilizes the eggs and guards them until the small fry are hatched. Each bed may contain from 2,000 to 200,000 eggs. When the fry are hatched, the male protects them and takes them into a weed bed where food is plentiful, hiding places abundant, and oxygen sufficient. After caring for them a few days, he again is overcome with that cannibalistic instinct and may turn on the very fish he has been protecting. The fear of fish then causes him to leave the shallow water weed bed and move to the outer edges near open water where he can more readily observe the approach of his enemy. Here he lives on through the Summer and Fall awaiting for the smaller fish that venture into the open that he may feed upon them, but still near cover where he may hide as well as find the shade protecting him from the sun.

That's the place to drop your lure for the big fellows at the edge of the weed bed. Lay that plug on a lily pad and with a little flip of the rod, make it jump into the water and keep it moving with a lifelike action. You will get him and he will give you a thrill. Each big one you take gives more smaller fish a chance to grow to maturity.

### Plants Important to Game Fish

In the pages of this booklet as indicated here will be found description of the following species of plants that are important to game fish. What, when, where and how to plant them, also prices are given after the description of each plant. Here are those plants important to game fish.

	Page		Page
Wild Celery .....	6	American Lotus .....	12
Sago Pondweed .....	7	White Waterlily .....	12
Water Smartweed .....	8	Frogbit .....	12
Hard Stem Bulrush .....	9	Redhead Grass .....	13
Ducksmeat Plants .....	10	Water Shield .....	13
Coontail Plants .....	10	Najas Bushy Pondweed .....	13
Elodea Plants .....	10	Pickeral Plant .....	15
Deep Water Duck Potato .....	11	Muskgrass .....	15

### CARP AND ROUGH FISH ELIMINATION

The German Carp which was originally brought to the waters of America, has turned out to be an extreme nuisance and a problem. These Carp feed to a large degree upon aquatic vegetation and root up the bottom soils like hogs root on the upland. Furthermore, they keep the waters roiled and muddy and destroy the reproduction of game fish as well as practically all of the good duck foods.

A new and proven method of elimination of these carp and other destructive fish is by the use of Rotenone. Of course, it will destroy all fish life in the waters where used, but those waters can be restocked with game fish, which will then (in the absence of rough fish) multiply and grow faster. Duck foods will again re-appear and be very easily planted and grown. If located on state-owned waters, get permission of your game department before treating those waters.

Important factors to be considered in treating a body of water are: Water source, outlet, water temperature, surface area and depth. The product containing Rotenone must be heavier than water and when applied, sink to bottom gradually, and as the fish pass through that sinking strata, it will paralyze their gills.

Most of the fish will come to the surface after treating waters and can be picked up and used for fertilizer on a farm field, or buried to eliminate the obnoxious odor. No harm in leaving them drift to the banks and decay, except the odor, they will fertilize the waters and the bird life will consume a greater portion of them.

Game fish can be used for human consumption as they are truly not poisoned, the gills are simply paralyzed, the meat is still edible.


After this sinking strata of Rotenone has reached bottom, its life is spent, and within a few days' time, the same waters can be restocked with game fish.

We recommend and offer for sale the **POWDERED CUBE ROOT 5% ROTENONE**. This powder is quick acting and poison, but when properly applied is not harmful to vegetation, man or beast; it will not harm cattle, muskrats, waterfowl or anything except fish.

The following table gives you a brief idea as to how much is required per acre foot of water:

Water Temperature	45° F.	55° F.	65° F.	75° F.	85° F.
Powdered Cube Root	2.5 lbs.	2.3 lbs.	1.8 lbs.	1.4 lbs.	1.0 lbs.

This is not a set rule, but will vary with the conditions, water depth, inflow, etc., but is approximate. As little as one-half pound per acre foot in real shallow ponds at high temperature have been effective in a complete elimination. In powder form, it is necessary to mix with water and spray or distribute over surface of waters to be treated.



A carp where eyes are bigger than stomach.  
—Courtesy Field and Stream

#### DELIVERED PRICE:

**POWDERED CUBE ROOT 5%**


#### ROTENONE

50 pound bags @ \$50.00;

100 pounds @ 95.00

500 pounds @ \$450.00

**THIS IS THE LIFE**—What a thrill to catch these big ones. Try your hand on this rod and lay the lure right at the edge of the weed bed.



### FERTILIZATION OF WATERS

To promote the growth of natural wild duck foods it is not necessary to fertilize waters at all.

To promote the growth of plankton and other microscopic animal and plant life for game fish one may fertilize to advantage. We suggest the use of 100 pounds of 4-8-4 commercial fertilizer and 10 pounds of agricultural lime per acre foot of water.

If worthless undesirable mosses or other submerged plant life are too abundant and it is desired to eliminate them, excessive fertilization will gradually cause them to disappear without harm to the border plants or the fish life.

### TO DESTROY PLANTS THAT PROTRUDE ABOVE WATERS

When such plants as Cattail, certain species of rushes of little value, Lotus Waterlily or other aquatic or semi-aquatic plants that protrude above the waters surface or grow along the borders become too abundant these can readily be controlled or destroyed. A practical method of control is by the use of 2-4-D (Sodium 2-4 Dichlorophenoxyethyl) can be obtained from local seed store, ask for 2-4-D. Mix 1 ounce 2-4-d to 1 gallon of water and add 1/1000ths part of vatsol to each gallon of water as a wetting agent and spray on plants to be destroyed. For a stronger application use up to 13% of 2-4-D. If one treatment does not accomplish the purpose, wait about one month and give it a second application. These are hardy plants, but will eventually yield to the treatment.

### MUSKRAT FARMING

Man has been engaged in the trapping of fur-bearing animals since the early ages. The women of the stone age wore furs as clothing, the modern women wear furs, not alone because of the warmth, but for the beauty and their personal adornment. Trappers, spurred by high prices, have ruthlessly depleted the wild supply. The drainage and reclamation of swamp lands have destroyed the breeding grounds of millions of muskrats. So, if we are to have a dependable supply of fur, they must be raised. Statistics compiled by Frank G. Ashbrock of the U.S. Biological Survey, show that the muskrat is the most important of all fur bearers. More than fifty per cent of all fur used today is muskrat. His glossy pelt is not only used in its natural state, but when dyed is sold as Hudson seal, river mink, southern beaver, neutria, otter, sable and many other popular furs. For the past few years the demand for muskrat pelts has exceeded the supply by from fifteen to twenty million pelts. The result of this demand has prompted the commercial

raising of this little fur bearer, by some of our largest manufacturing furriers and far-sighted individuals. Muskrat farming is a business, the same as banking, manufacturing or mining. It is as practical as the raising of sheep, cattle or hogs, the difference being that it is ten times as profitable.

To successfully raise muskrats one must have a marsh with a uniform water level. The depth of the water and musk, or floating bog, must be sufficient so that it will not freeze to the bottom in the most severe winter, the result of which would be cutting off of the food supply and the starvation of the animals. The swamp lands must abound in the natural foods of the muskrat, such as cat-tails, burreed, bulrushes, duck millet, three-blade grass, wild rice, wapato and wild celery. The location must also have high dry ground surrounding the swamp.

If a muskrat farm is ideally located and well planted with natural foods, it is bound to be a money-maker. It is a never-failing crop, unaffected by hot, cold, wet or dry weather.

Muskrats are hardy and immune from diseases. They multiply rapidly, being the most prolific of fur bearers. U.S. Government Bulletin 869 states that from actual observation one female produced thirty-three young in one breeding season. An interesting experiment has recently been concluded in Manitoba. A pair of muskrats were put into a pen and in nine months they and their progeny increased to the astounding total of 138.

It has conclusively been proved that the young female born in the Spring will produce the same Fall. We have had increases of a second litter in the Fall from a female born in the Spring; this, however, is unusual. The next Spring she has the average litter, which is eight or ten young.

—Courtesy American Field



### Natural Muskrat Foods

Listed here are the aquatic plants important as Muskrat foods, all of which are listed with prices and description of growth and water conditions required, in this booklet.

	Page		Page
Wild Rice .....	5	Sweet Flag .....	13
Wild Celery .....	6	Water Iris .....	13
Sago Pondweed .....	7	Pickeral Plant .....	15
Wild (Jap) Millet .....	4	Three-Square Rush .....	14
Hard Stem Bulrush .....	9	Burreed .....	14
Deep Water Duck Potato ..	11	Cattails .....	14
White Waterlily .....	12	Reed Grass .....	14
American Lotus .....	12	River Bulrush .....	14
Wapato Duck Potato .....	11		

## Worthless Marsh Made Attractive to Wild Ducks and Muskrats



Right here in Wisconsin within a hundred miles of Chicago, lay a piece of worthless marsh for many years. This marsh area was sort of triangular in shape, bordered on one side by a highway, on another by a hilly pasture and on the third side by a lake. It was impossible to drain the marsh and make pasture land, for the lake level could not be controlled. The marsh was too low for pasture land and too high for trapping ground, therefore it was considered useless.

This marsh had a couple of potholes, which a local plumber used for duck shooting. The potholes were small and a few shots in the early morning would drive out the ducks. Then his day's sport would be over, and back to his plumbing work he would go.

However, this man liked the quiet of the marsh, broken only by the occasional call of a wild duck or a rice hen or splashing of the semi-webbed feet of a coot trying to make his way over the very shallow waters.

One morning in late October, as he sat in his blind hoping to get a shot or two at some curious wild ducks that might swing over in search of food, the thought occurred to him that he could build a dike across the lake side of this marsh and control the water level inside the marsh. An artesian well could be driven to flood the area or a water conveyer could be built to lift the lake water into the marsh. What a swell idea: He could have shooting all over the marsh then.

First he had to buy the marsh. It covered two hundred acres. Upon talking to the farmer, he had little difficulty in making a deal. As a matter of fact, the farmer thought he sure had a sucker, for the marsh was no good at all. He sold it at a very reasonable price.

Now the plumber had a marsh. The next thing was to build a dike. During the following Winter months he built himself a ditch digger, a simple home made contraption, run by an old automobile engine. While the marsh was still frozen over, he started to dig his dirt for the dike. The digging started about twenty-five feet in from the lakes edge—his ditch on the inside and the dike toward the lake. It ran from the highway to the hill. Finally his marsh was enclosed. Next he dug a ditch connecting the potholes with the perimeter ditch, throwing the dirt on either side.

During the Spring he planted his dredge banks with wild millet to bind the soil and also make food for the teal and mallards. Throughout that Summer the banks settled and became solid and firm.

The next job was to get the water to flood his marsh. So he drove a pipe for a six-inch artesian flow. Only thirty feet into his marsh, but not enough to flood the area as he desired. However, it was sufficient to offset seepage and evaporation.

Now to get water out of the lake. To do this he had to dig a ditch from the lake to the dike, then build a water conveyer to lift water over the dike into the marsh.

His conveyer was a crude arrangement, a wooden trough six feet long and one foot deep, extending from two feet beneath the water over the top of the dike. Into this was built a chain conveyer with boards about three feet apart, that caught the water and pushed it up

the trough over the dike. This was run by his same auto engine that dug the ditch for the dike. It worked very well.

Another duck season was now at hand and talk about ducks—every duck hunter for fifty miles envied him! The marsh was full of lowland weeds laden with seeds when he turned on the water. Maybe you think the ducks didn't go for those seeds. It was like baiting with corn in the old days. Well, sir, "It was so good that the local banker, the doctor, the lawyer and seven other businessmen leased the duck shooting rights for the next five years at \$1,000 per year, and wrote into the lease that he himself and one friend could also shoot there any time during the open season, free of charge, he to retain all fishing and trapping rights."

This plumber knew that for this good shooting to continue he must do something to keep up the supply of food for those ducks. So he started to plant his marsh with natural foods. Around the banks he sowed smartweed and wild millet seeds. In the shallow waters he planted wild rice, and wapato duck potato, burreed, pickerel plants, wampee duck corn seed, water smartweed, and others. Some he bought and some he took from their natural state in nearby marshes. In the potholes and ditches he planted wild celery, sago pondweed, deep water duck potato, and other kinds. The waters were good, the soil rich, and "wow," what results.

During the Summer he caught bass out in the big lake and kept them in his live box, and then turned them free in the potholes in his marsh.

In the Fall another problem came up. The muskrats invaded his marsh. It kept him busy patching the dikes. I believe his place actually coaxed in about half of the muskrats from the big lake. There were so many that he had to buy windfall apples, carrots, and undersize potatoes and scatter them over the marsh to keep them from eating up the duck food he had planted previously.

Finally, after the Fall duck season was nearly over, he started to trap the muskrats. Their pelts were now prime. Talk about a surprised man. He kept on trapping and every day his traps were full, it took him half the night to skin, clean, and stretch the furs. At the end of the season his figures added up to 2,800 muskrat pelts that brought in the handsome sum of \$5,100. This, plus his \$1,000, was not so bad an income off a worthless marsh, and he was his own boss, doing the thing he liked.




## Upland Game Birds And Their Favorite Foods

For many years we have labored under the impression that in our time and here at Oshkosh, Wisconsin, that the idea of planting natural game foods was our origination. We are now informed by one of our customers that ours is only a revision of an idea, which he states according to Marco Polo's travels, was carried on many years ago by an Egyptian Ruler on his favorite hunting ground.

The baiting of wild game was a common practice among our forefathers. They well knew that the principal fundamental that concerned all wild creatures was to obtain food. After all, is not that the principal concern of all living creatures? Therefore, to provide an easy means of obtaining this wild game for their own food, the pioneers coaxed game with food that these wild creatures were fond of.

Today it is not only illegal, but unsportsmanlike to bait game. However, it is legal, sportsmanlike and highly considered an act of conservation to grow natural foods for all kinds of game. Natural food plants not only provide for the game during the shooting season, but prior to and after the season as well. These natural foods also make natural cover or hiding places where the wild game may escape their natural enemies as well as rear their young.

The three fundamentals which concern wild life are: first, to find food; second, protection from their enemies; and third to reproduce. Provide the first two and they alone will reproduce abundantly.



### RINGNECK PHEASANTS

This popular species of pheasant like the open fields adjoining the low marsh area best. They like to be near water in a thick weed growth where food is plentiful. About the open grain fields which are bordered by low-growing shrubs, a place to hide in safety.

At certain times of the year, pheasants make up better than 50% of their food of insect life, while at other times when insect life is not plentiful, they feed almost entirely upon seeds of either grain or weeds. These game birds are thus important in the control of destructive insects and obnoxious weeds.



### QUAIL

These game birds are the pride of any sportsman's bag. They like the open field with clumps of shelter in the form of low shrubs covered with vines. Twice daily these game birds go to the nearby pond, stream or water holes and like to linger and feed on the weed seeds and berries that grow nearby.

Like pheasants, quail also consume an abundance of insect life and obnoxious weed seeds. Their purpose is three-fold, sport for the hunter, a delicacy for the table, and control of undesirable insect and plant life.



### PARTRIDGE OR RUFFED GROUSE

The habits of these game birds are quite similar to quail and pheasants, except that their natural habitat is in and about the forest. They love to linger in open sunny spots and feed, but it must be close to a means of escape. Like the others, they consume insect life and seeds, but also the buds and tender foliage—like white clover, wintergreen berries and leaves, wild cherry and wild berries of many kinds.



### MAKE YOUR PROPERTY ATTRACTIVE TO UPLAND GAME BIRDS

On most properties there is some natural food for upland game birds and also some natural cover. Perhaps there is insufficient to support large numbers of game. One can thus increase the number of game birds by adding to the food supply and natural cover.

It's not necessary or advisable to make large fields of grain for them. We recommend what is termed as a "spot" planting, a lot of small feed beds with natural cover nearby. Insects are plentiful in Spring and Summer, but perennial shrubs, bushes and vines as well as stocky seed-producing grains of Fall and Winter are important.

These upland game birds need places to dust where the sunlight can get to them. Wild grasses and plants are important to the game's dietary.

### ATTRACT PHEASANT, QUAIL AND DOVE

Sow a mixture of the seed they are fond of, that will grow and multiply by next shooting season.

Pheasant Seeds; 10 lbs. \$8.00, 25 lbs. \$18.00.

Quail Seeds; 10 lbs. \$10.00, 25 lbs. \$22.00.

Dove Seeds; 10 lbs. \$9.00, 25 lbs. \$20.00.

GAME FOOD NURSERIES — P.O. BOX 371, OSHKOSH, WISCONSIN



ATTRACT WILD DUCKS AND HOLD THEM  
AT YOUR FAVORITE SHOOTING PLACE  
It's that simple — Waterfowl, both Wild  
Ducks and Wild Geese have to eat, same as  
you or I do. Plant and grow the foods that  
they like and larger numbers will come  
and stay longer.



## NATURAL FOOD CONSTANTLY BRINGS WILD DUCKS

### GIANT WILD RICE

Mallards, Pintails, Blackducks, Teal, Widgeon and Canada Geese fly hundreds of miles to the Wild Rice Marshes.

A field of Wild Rice once established makes a permanent feeding ground.

Best places for planting wild rice are in sloughs, marshy lakes or ponds; in bays or coves on larger lakes, streams or rivers where it will be protected from waves. Wild rice does the best in fresh waters from 6 inches to 3 feet deep where there is a mud bottom. Twenty-five pounds of seed plants one acre, broadcast.

Delivered Price—\$1.50 per pound; 10 lbs. \$14.00;  
25 lbs. (bushel) \$32.00

### WAPATO DUCK POTATO

The Wapato Duck Potato is a good Wild Duck Food. If the waters remain nearly the same level the year around, Mallards and other shallow water ducks will feed upon its tender shoots, tubers and seeds. In places where there is an overflow or the water deepens during the fall and winter, Canvasbacks and other divers will feed upon Wapato.

Wapato propagates largely by tubers. The tubers planted this Spring will produce fully matured plants next Fall.

This plant is very hardy and will grow well in most any inland waters. It does the best in a fairly rich soil on damp lowlands, mud flats or in water

from 1 inch to 1 foot in depth.

Delivered Price—\$38.00 per 1000 tubers; 500 @ \$19.00;  
100 @ \$5.00

### BURREED

A food plant for marsh ducks. The seeds are like kernels of corn and are eagerly eaten by mallards and other shoal water ducks.

Burreed grows on damp lowlands or in shallow waters from 1 inch to 6 inches in depth.

Plant Burreed roots in Spring or early Summer. 1000 roots plant one acre.

Delivered Price—\$38.00 per 1000 roots; 500 @ \$19.00;  
100 @ \$5.00

### MUSKGRASS

#### Rapid Growing Duck Food

Widgeon, Gadwalls, Green and Blue Wing Teal, Bufflehead, Ruddy Duck, Mallards, and Bluebills like Muskgrass.

A few bushels of muskgrass planted this Spring will produce a few acres of food for the ducks next Fall.

This plant is also a valuable food and cover plant for fish.

Plants with seed spores can be planted this Spring or Summer in either fresh or alkali waters from 1 to 6 feet in depth on almost any bottom. Four bushels will plant an acre, broadcast.

Delivered Price—\$10.00 per bushel

WM. O. COON, NATURALIST — GAME FOOD NURSERIES, P.O. BOX 371, OSHKOSH, WISCONSIN

## NATURAL FOODS HOLD WILD DUCKS OVER THE SEASON

### WILD CELERY

Canvasbacks, Redheads, Bluebills, Mallards and Blacks darken the sky over the wild celery beds. Wild celery is fully as important as wild rice as a duck food.

Wild Celery is an important food and cover plant for fish.

The Wild Celery is a hardy submerged plant which will grow in almost any fresh waters from 2 to 8 feet in depth. It grows well in slow running streams, lakes or ponds.

Tubers of the wild celery should be planted during Spring.

Delivered Price—\$38.00 per 1000 tubers; 500 @ \$19.00;  
100 @ \$5.00

Weights attached ready to plant—\$42.00 per 1000 tubers;  
500 @ \$21.00; 100 @ \$5.50

### SAGO PONDWEED

#### Good All Around Duck Food

Early in the season Pondweeds bring Mallards and Teal, later the Canvasbacks and other divers. They are hardy and will grow under almost any water conditions.

The most important food plant of the Pondweed family is the Sago Pondweed, a submerged plant and perennial. When once established in your waters insures a permanent feeding ground.

Pondweeds are very highly recommended as food and cover plants for bass, and other game fish.

Tubers of these plants should be planted this Spring in waters from 1 to 6 feet in depth on almost any bottom, either fresh, stagnant, alkali or brackish waters.

Delivered Price—\$38.00 per 1000 tubers; 500 @ \$19.00;  
100 @ \$5.00

Weights attached ready to plant—\$42.00 per 1000 tubers;  
500 @ \$21.00; 100 @ \$5.50

### DEEP WATER DUCK POTATO

Another favorite food for all kinds of Wild Ducks. The diving ducks feed on it during Fall in the deeper waters. Shoal water ducks eat it if the waters are low during Fall. It is a rapid grower and produces abundantly of food. It has numerous nut-like tubers on its roots just beneath the bottom soils which the Wild Ducks glut themselves with.

Plant the tubers this Spring. A soft mud bottom is best and will produce a luxuriant growth next Fall. One thousand tubers plants one acre.

Delivered Price—\$38.00 per 1000 tubers; 500 @ \$19.00;  
100 @ \$5.00

Weights attached ready to plant—\$42.00 per 1000 tubers;  
500 @ \$21.00; 100 @ \$5.50

### HARD STEM BULRUSH

The Hard Stem Bulrush is excellent for Wild Ducks, it provides food and cover. It is the most important of Round Stem Bulrushes as a wild duck food. Also ideal for borders of fish ponds, providing good cover for game fish.

This species of bulrush is very hardy, it will grow in either wet soils or shallow waters to three feet in depth. It thrives in either a sandy or a rich mud bottom, from the Gulf of Mexico to Hudson Bay. Either fresh, acid, alkaline or brackish waters are suitable.

Delivered Price—\$46.00 per 1000 roots; 500 @ \$24.00;  
100 @ \$6.00

WM. O. COON, NATURALIST — GAME FOOD NURSERIES, P.O. BOX 371, OSHKOSH, WISCONSIN



# ORDER BLANK — Mark the Kinds and Quantity — Tear Off and Mail

## MORE FOOD, MORE DUCKS, MORE SPORT

Please ship the quantity listed. Planting is very simple — complete instructions furnished.

### FOR DRY OR MOIST SHORES AND BOTTOM LANDS

\_\_\_\_\_ Lbs. **WILD MILLET SEED**—  
10 Lbs. @ \$4.00 or 100 Lbs. @ \$28.00 \_\_\_\_\_  
\_\_\_\_\_ Lbs. **LOWLAND SMARTWEED SEED**—  
10 Lbs. @ \$6.00 or 100 Lbs. @ \$50.00 \_\_\_\_\_

### FOR SHALLOW WATERS, ONE FOOT OR LESS IN DEPTH, OR REAL WET SOILS

\_\_\_\_\_ **BURREED ROOTS**—  
100 @ \$5.00 or 1000 @ \$38.00 \_\_\_\_\_  
\_\_\_\_\_ **WAPATO DUCK POTATO TUBERS**—  
100 @ \$5.00 or 1000 @ \$38.00 \_\_\_\_\_  
\_\_\_\_\_ **NODDING SMARTWEED ROOTS**—  
100 @ \$5.00 or 1000 @ \$38.00 \_\_\_\_\_  
\_\_\_\_\_ **HARD STEM BULRUSH ROOTS**—  
100 @ \$6.00 or 1000 @ \$46.00 \_\_\_\_\_  
\_\_\_\_\_ Lbs. **WAMPEE DUCK CORN SEED** (Until  
May 1st)—@ \$1.75 per Lb.,  
5 Lbs., \$8.00 \_\_\_\_\_  
\_\_\_\_\_ **THREE SQUARE RUSH ROOTS**—  
100 @ \$5.00 or 1000 @ \$40.00 \_\_\_\_\_

### FOR ONE FOOT OR MORE OF WATER, PREFERABLY LESS THAN SIX FEET

\_\_\_\_\_ Lbs. **GIANT WILD RICE** (Until May 1st)—  
@ \$1.50 per Lb. or 10 Lbs. \$14.00 .... \_\_\_\_\_  
\_\_\_\_\_ **WILD CELERY TUBERS, Weighted** —  
100 @ \$5.50 or 1000 @ \$42.00 ..... \_\_\_\_\_  
\_\_\_\_\_ **SAGO PONDWEED TUBERS, Weighted**—  
100 @ \$5.50 or 1000 @ \$42.00 ..... \_\_\_\_\_  
\_\_\_\_\_ **DEEP WATER DUCK POTATO TUBERS**—  
Weighted  
100 @ \$5.50 or 1000 @ \$42.00 ..... \_\_\_\_\_  
\_\_\_\_\_ Lbs. **AMERICAN LOTUS WATERLILY SEED**—  
@ \$1.75 per Lb., \$5 Lbs. \$8.00 ..... \_\_\_\_\_  
\_\_\_\_\_ **WHITE WATERLILY TUBERS**—  
100 @ \$8.00, Rootstocks, 100 @ \$18.00 \_\_\_\_\_  
\_\_\_\_\_ Bu. **MUSKGRASS WITH SEED SPORES**—  
(a) \$10.00 per Bushel ..... \_\_\_\_\_

### FOR STRONG ALKALINE, BRACKISH OR SALT WATERS

\_\_\_\_\_ Bu. **WIDGEON-GRASS PLANTS**— @ \$16.00 per Bushel ..... \_\_\_\_\_  
\_\_\_\_\_ Bu. **SALICORNIA PLANTS**— @ \$16.00 per Bushel ..... \_\_\_\_\_

TOTAL \$ \_\_\_\_\_

Above prices subject to a 5% cash discount. These prices include paid transportation in the United States and Canada, but not customs duty or transportation to any other foreign country.

— WE PAY ALL TRANSPORTATION — ALL EXPRESS AND PARCEL POST PAID —

PLEASE SHIP BY  EXPRESS  PARCEL POST TO ARRIVE ON \_\_\_\_\_ DAY OF \_\_\_\_\_ 1958  
ORDERED BY: \_\_\_\_\_ SHIP TO: \_\_\_\_\_

ENCLOSED PAYMENT  SEND C.O.D.  OLD CUSTOMER  OPEN ACCOUNT

WM. O. COON, NATURALIST — GAME FOOD NURSERIES, P.O. BOX 371, OSHKOSH, WISCONSIN

## NATURAL FOODS PLANTED NOW; WILD DUCK FOOD BY FALL SEASON

### WILD (JAP) MILLET

Called Wild Duck Millet or Goose Grass, ranks almost as high as Wild Rice as a Wild Duck Coaxer. It is fine for planting along banks or on wet soils, excellent for places dry in Summer and flooded in duck season. Grows 2 to 4 feet high and produces a large seed head, abundance of food. Thirty pounds plants an acre, broadcast.

Delivered Price—\$40 per pound; 25 lbs. \$8.00;  
50 lbs. \$15.00; 100 lbs. \$28.00. 100 lb. lots via freight.

### WAMPEE DUCK CORN

The seeds shell off the stalk in late Fall and will hold the Mallards and other marsh ducks after many other foods are gone.

Wampee seed may be planted this Spring in wet soils or shallow waters. Ten pounds will plant an acre, broadcast.

Delivered Price—\$1.75 per pound; 5 lbs. \$8.00

### AMERICAN LOTUS

The beautiful American Lotus has acorn-like seeds which are eaten by Mallards and other wild ducks.

The flowers of the American Lotus are very beautiful, of a light yellow color often eight inches across. They are hardy and grow in quiet shallow waters where the bottom soil is fairly rich.

Ten pounds will plant one acre, broadcast.

Delivered Price—\$1.75 per pound; 5 lbs. \$8.00

### THREE SQUARE RUSH

Of about 150 different kinds of rushes, the Three Square Rush is the most important as a wild duck food. It produces a sizeable cluster of meaty seeds which wild ducks are fond of. In sandy soils or rich soils that are just moist or shallow waters it grows best. Roots are planted during Spring.

Delivered Price—\$40.00 per 1000 roots; 500 @ \$20.00;  
100 @ \$5.00

### NODDING SMARTWEED

A favorite of the Marsh Ducks, they feed upon the seeds. It's very hardy and will thrive from the far north to the deep south. Smartweed will grow in either wet soils or shallow waters. Root sections can be planted during Spring. 1,000 roots will plant an acre.

Delivered Price—\$38.00 per 1000 roots; 500 @ \$19.00;  
100 @ \$5.00

### WHITE WATERLILY

An excellent food and cover plant for fish. White Waterlilies are very ornamental and will beautify the waters.

Delivered Price—\$8.00 per 100 White Waterlily tubers;  
\$18.00 per 100 White Waterlily rootstocks; \$3.00 for  
10 White Waterlily rootstocks.

NOTE—250 roots or tubers of any kind will be sold at one-half of the 500 price.

WM. O. COON, NATURALIST — GAME FOOD NURSERIES, P.O. BOX 371, OSHKOSH, WISCONSIN



GADWALL



GREEN  
WINGED  
TEAL

Really it does not make much difference if it be a Mallard or Pintail, a Teal, Gadwall, Black duck, Canada Goose or other species.



PINTAIL OR SPRIG

**They all have to eat, same as you or I, they stop where they find food and they stay where they find plenty of the kinds they like to eat.**



MALLARD

This  
Is A  
True  
Picture  
of  
Wild  
Duck  
Shooting  
Back  
in  
1885,  
Our  
Fore  
Fathers  
73  
Years  
Ago



Let's Preserve and Leave a Priceless Heritage for Our Future Generations.

WM. O. COON, NATURALIST — GAME FOOD NURSERIES, P.O. BOX 371, OSHKOSH, WISCONSIN

Wm. O. Coon, Naturalist  
GAME FOOD NURSERIES

P.O. Box 371  
Oshkosh, Wisconsin

FORM 3547 REQUESTED



LIBRARY  
RECEIVED  
★ JAN 29 1958 ★  
U. S. Department of Agriculture

BULK RATE  
U.S. POSTAGE  
**PAID**  
OSHKOSH, WIS.  
PERMIT No. 16



# PLANT FOODS

*attract*

PHEASANT

QUAIL

DOVES

LIBRARY  
RECEIVED  
★ JAN 29 1958 ★  
U. S. Department of Agriculture



## ENJOY BETTER HUNTING

Wm. O. Coon, Naturalist  
GAME FOOD NURSERIES

P.O. Box 371

Oshkosh, Wisconsin





# ATTRACT QUAIL DOVE PHEASANT

— Plant Their Natural Foods —

**More Feed — More Birds — Better Shooting**

These Game Birds seldom ever range over more than a square mile. However, they have to eat, same as you or I or any other living creature. Therefore, if there is no food for them upon your property, they have no other alternative than to leave in search of food — it's a matter of self preservation.

Cover or natural hiding places to these game birds is just as important to them as your shelter (home or apartment) is to you. Every living creature has a home, man, bird, or beast, even fish. It is a place of protection from their natural enemies and storms. Cover to game birds is important, and cover can also produce food.

Coarse sand or fine gravel is also essential to the digestive system of all game birds. So to speak, it enables them to grind and digest their food. Nature made them that way.

Water is as important as their food, although game birds can long exist on the early morning dew. However, the dew is not always there except near a water area caused by condensation of evaporation.

Natural enemies encroach upon and destroy more game birds than man. Shooting and trapping of vermin is important. However, one can make the natural enemies to vermin work for him. For instance, a few martin houses will keep crows and hawks away. These little fighters will ride the back of a crow or hawk and peck their heads driving them away, thus helping the game birds.

These are a few of the important factors pertaining to Quail, Pheasant, Dove and their abundance. These will also apply to other game birds. Your sport rests in your own hands. Our increasing population and modern methods are crowding our wild game, but a few feed patches or staggered strips, and some thorny briar patches will benefit your game and your sport.

After forty years of field work over all parts of this North American Continent, the writer has learned much about game, their haunts and habits. Much of this time has been devoted to the development of government properties, large private estates, and public shooting grounds.

I feel that a lot of small sportsmen, each doing a little can accomplish more than a few big places that have been developed and have game in abundance. The larger places help you, but in turn, you must help yourself.

A few important food and cover plants that can be obtained from us are listed as follows. These seeds are our own special mixtures for planting.



**MIXED QUAIL SEEDS**

(9 Varieties mixed for planting)

100 lbs. @ \$80.00; 50 lbs. @ \$42.00; 25 lbs. @ \$22.00; 10 lbs. @ \$10.00; 5 lbs. @ \$5.00.  
Delivered prices. We pay the express or postage. 25 lbs. plants 2 acres.

**MIXED DOVE SEEDS**

(9 Varieties mixed for planting)

100 lbs. @ \$75.00; 50 lbs. @ \$38.00; 25 lbs. @ \$20.00; 10 lbs. @ \$9.00; 5 lbs. @ \$4.50.  
Delivered prices. We pay the express or postage. 25 lbs. plants 2 acres.

**MIXED PHEASANT SEEDS**

(9 Varieties mixed for planting)

100 lbs. @ \$70.00; 50 lbs. @ \$36.00; 25 lbs. @ \$18.00; 10 lbs. @ \$8.00; 5 lbs. @ \$4.00.  
Delivered prices. We pay the express or postage. 25 lbs. plants 2 acres.

(All above prices subject to a 5% discount if payment accompanies order)

NOTE: These are kinds that make tender spring feed, kinds that attract the surrounding insect life which these game birds eat in the Summer and seed producing kinds that make the Fall and Winter food for these game birds. Plant a patch along the fence line or in the waste places near cover. Enjoy more birds and good shooting.

**COVER PLANTS THAT MAKE FOOD**

100 Wild Raspberry Bushes ---\$20.00	10 Elderberry Bushes -----\$10.00
100 Wild Blackberry Bushes -- 20.00	10 Mulberry Bushes ----- 14.00
10 Wild Grape Vines ----- 12.00	10 Wild Cherry Bushes ----- 12.00

Delivered prices, we pay express and parcel post. Larger quantities at a reduction.  
Write for quantity prices stating quantity and kinds desired.

— 5% discount if payment accompanies order —

**Wm. O. Coon, Naturalist**

*Recognized Game Food Expert*

Mail your order to

**GAME FOOD NURSERIES**

P.O. BOX 371

OSHKOSH, WISCONSIN



TEAR

OFF

HERE

**ORDER BLANK**

Date \_\_\_\_\_ 195\_\_

GAME FOOD NURSERIES, P.O. Box 371 — Oshkosh, Wisconsin

Please ship as indicated below:

_____ Lbs. Mixed Quail Seeds	- - - - -	\$ _____
_____ Lbs. Mixed Dove Seeds	- - - - -	_____
_____ Lbs. Mixed Pheasant Seeds	- - - - -	_____
_____ Wild Raspberry Bushes	- - - - -	_____
_____ Wild Blackberry Bushes	- - - - -	_____
_____ Wild Grape Vines	- - - - -	_____
_____ Elderberry Bushes	- - - - -	_____
_____ Wild Cherry Bushes	- - - - -	_____
_____ Mulberry Bushes	- - - - -	_____
	Total	\$ _____
	Less 5% Discount	_____
	Amount Enclosed	\$ _____

Ordered by \_\_\_\_\_

Ship to \_\_\_\_\_

Parcel Post - - - -   
Express - - - -   
Truck Line - - - -   
All Transportation Paid





We have a cookoo clock at our house which we prize very highly. It got out of order a few days ago.

Cookoo clocks are complicated gadgets, aren't they? I spent several hours taking this one apart and putting it together again.

The operation seemed a success—but there must be something wrong.

Now the cookoo backs out and asks: "What time is it?"



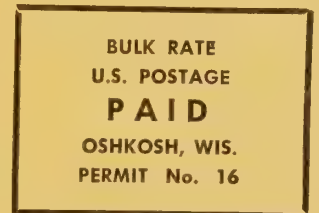
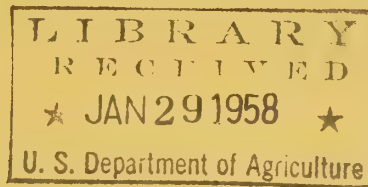
And I answer. "You're going to be a dead duck one of these days."

Speaking of dead ducks, that's what every duck hunter wants, but he wants the pleasure of shooting them—just like I am going to kill that cookoo, with pleasure. However, it takes food to attract Wild Ducks or Wild Geese and to hold them for any length of time, or cause them to come back so that you can get a crack at them.



Here is where we come in; we have the food, all you have to do is buy it and plant it. During Fall is a good time to plant it, so as to insure good duck shooting for next season and many seasons to follow. Read the inside.

Wm. O. Coon, Naturalist  
GAME FOOD NURSERIES  
P.O. Box 371  
Oshkosh, Wisconsin

FORM 3547 REQUESTED



# DEAD DUCK!



**MORE FOOD**

**MORE DUCKS**

**BETTER HUNTING**



**WILD DUCKS  
MUST EAT**

Young ducks like pictured above have to eat to grow big—big ducks have to eat in order to live. They have a very active digestive system and must eat twice a day, morning and evening.

Do you know that there are natural wild duck foods adapted to every kind of shallow water condition that exists? It is just a matter of planting the kinds that will grow there. You provide the food and those Wild Ducks and Wild Geese will come, for they travel many miles searching for food.

**FALL IS NATURE'S PLANTING SEASON**

During the Fall months is a very favorable time to plant these natural wild waterfowl foods. It is the time of year that they reseed themselves naturally as they grow in their native wild state. Those that are not fast growing species, will remain dormant in the soil until Spring arrives starting to grow with the season, making duck food by Fall.

Something to *SQUAWK* about is no birds and poor shooting. Something to *CROW* about is lots of birds and good shooting. Whether you *SQUAWK* or *CROW* rests in your own hands. You provide the food, and Nature will provide the Wild Ducks.

Several kinds will provide a variety of food, thus entice more Wild Ducks and hold them for a longer visit. Your future sport rests in your own hands.

**FALL IS NATURE'S PLANTING SEASON,  
AN IDEAL TIME TO PLANT**

**FOR DRY OR MOIST SHORES AND BOTTOM LANDS**

- WILD JAP MILLET SEED — Fast Growing.
- REED CANARY GRASS SEED — Banks, Food and Cover.
- LOWLAND SMARTWEED SEED — Excellent Duck Food.

**FOR REAL WET SOIL OR SHALLOW WATERS,  
LESS THAN 1 FOOT IN DEPTH**

- THREE SQUARE RUSH ROOTS — Ducks and Geese like it.
- WAMPEE DUCK CORN SEED — For Marsh Ducks.
- BURREED SEED — For Puddle Ducks.
- NODDING or WATER SMARTWEED ROOTS — Mallards love it.
- HARD STEM BULRUSH ROOTS — Food and Cover Plant.
- WAPATO DUCK POTATO TUBERS — Hardy All Round Food.

**FOR 1 FOOT OR MORE OF WATER, PREFERABLY  
LESS THAN 6 FEET**


- GIANT WILD RICE SEED — Makes Both Food and Cover.



- WILD CELERY SEED — October Only — Diving Ducks.
- SAGO PONDWEED WITH SEED — Best Known Duck Food.
- DEEP WATER DUCK POTATO TUBERS — Very Hardy, Weights Attached.
- MUSKGRASS WITH SEED SPORES — Lime and Alkaline Waters.
- WIDGEON GRASS PLANTS — Fine for Brackish Waters.
- DUCKSMEAT PLANTS — October only—Immediate Food.


**LISTED PRICES ARE DELIVERED, PREPAID EXPRESS OR PARCEL POST, SUBJECT TO A 5% CASH DISCOUNT. EACH KIND LABELED AS TO ITS IDENTITY AND COMPLETE PLANTING INSTRUCTIONS FURNISHED.**

**GAME FOOD NURSERIES — P.O. Box 371 — Oshkosh, Wisconsin**



Coming into a duck ground that has natural foods growing beneath the water's surface; these wild ducks see it from above. With food you can bring wild ducks to your lake or pond.





## WILD DUCKS AND GEESE ARE WISE TO WAYS OF HUNTERS

NORFOLK, Va.—Have you been finding it's harder to bag ducks and geese lately?

The reason, says a Virginia specialist in such things, is pretty simple. Ducks and geese are smarter than you think, and they have gotten wise to the ways of the huntsman.

With every passing year, the fowl are flying higher so as to stay out of range of gunfire—and what's more they're responding less readily to all the lures hunters use to bring them into range.

That's the word from Roland Halstead, supervising warden for the Hampton Roads district for the Virginia commission of game and inland fisheries.

Hunters have complained loud and long to Halstead that they are finding plenty of ducks and geese on the coast and on inland waters—but the waterfowl are flying too high for their guns.

Halstead says the waterfowl would be pretty dumb not to catch on as the years go by, since they start getting shot at in September in Alaska and across central Canada when the season opens on the northern breeding grounds, and the bombardment continues every day as they fly south.

### Wm. O. Coon, Naturalist, Says


"No matter how high these Wild Ducks and Wild Geese fly, one thing for sure—they have to come down somewhere, some place to eat."

Yes, *Wild Ducks must eat* and will invariably stop and remain where they find several kinds of their favorite foods growing in abundance. That's Bill Coon over at the right with a little morsel of Wild Celery in his hand. Odd, isn't it, that Wild Ducks like certain kinds of water weeds.

Come right down to it, everything we eat was at one time a weed, so to speak.

This man has been feeding Wild Ducks and Wild Geese since the close of the First World War—planting and growing these natural (legal) foods for Wild Ducks and Geese over all parts of this continent. He says he doesn't know *all* that there is about it, but for sure has learned something about it from all these years of experience over such a wide range of water, soil, and climatic conditions.

He owns the *Game Food Nurseries* at Oshkosh, Wisconsin, the largest of its kind in the world.



## HERE ARE A FEW SEEDS, VINES, SHRUBS AND TREES IMPORTANT TO UPLAND GAME BIRDS.

### Grains and Grasses

	PER LB.	10 LBS.
Lespedeza Clover Seed .....	.50	\$ 5.00
Reed Canary Grass Seed .....	1.00	9.00
Wild (Jap) Millet Seed .....	.40	4.00
Dwarf Rape Seed .....	.50	4.50
Sunflower Seed .....	.60	5.00
Whole Flax Seed .....	.50	4.50
Hairy Vetch Seed .....	.60	5.50
Dwarf Milo Maize Seed .....	.50	4.00
Tartary Buckwheat Seed .....	.40	4.00
White Clover Seed .....	1.60	15.00
Birdsfoot Trefoil .....	1.00	8.00
Mixed Upland Game Bird Seeds .....	1.00	8.00

### Vines

Multiflora Rose (1 to 2 feet) .....	100 for \$20.00
Bittersweet (2 years old) .....	10 for 12.00
Wild Grape (2 years old) .....	10 for 12.00
Wild Raspberry Plants .....	100 for 20.00

These prices are prepaid transportation and include all packing charges. A small extra charge will be made on vines, shrubs and trees on smaller quantities than indicated on list, on a larger quantity than indicated, the price will be lower. Write for quotation indicating the quantity you wish.

### Shrubs

Hazelnut (2 to 3 feet) .....	10 for \$12.00
Honeysuckle (2 years old) .....	10 for 10.00
Wilder Currants (2 years old) .....	10 for 14.00
Smooth Sumac (1 to 2 feet) .....	10 for 12.00
Prairie Rose (2 to 3 feet) .....	10 for 14.00
Elder Berry (3 to 4 feet) .....	10 for 10.00
Barberries (2 to 3 feet) .....	10 for 12.00
Bicolor Lespedeza .....	10 for 10.00

### Trees

Wild Cherry (2 to 3 feet) .....	10 for \$12.00
Hackberry (3 to 4 feet) .....	10 for 14.00
Hawthorn (2 to 3 feet) .....	10 for 35.00
Wild Crab (3 to 4 feet) .....	10 for 30.00
Mulberry (2 to 3 feet) .....	10 for 14.00
Basketwillow (2 to 3 feet) .....	10 for 12.00
Beachnut (3 to 4 feet) .....	10 for 14.00
Shagbark Hickory (2 to 3 feet) .....	10 for 38.00
Pin Oaks (2 to 3 feet) .....	10 for 18.00

Printed in the U.S.A.

### GAME


### FOOD

### NURSERIES

P.O. Box 371

OSHKOSH

WISCONSIN



### GAME

### FOOD

### NURSERIES

P.O. Box 371

OSHKOSH

WISCONSIN

## GUARANTEE

We guarantee our seeds, roots, tubers and other nursery stock to grow and produce satisfactory results. If a complete planting or any portion fail to produce what you consider a satisfactory growth after allowing a sufficient time to grow and mature, we will agree to furnish an equal quantity to that which fails at one-half the list price f.o.b. Oshkosh.

You are the judge as to whether or not your planting has proven a success. If dissatisfied with the results, tell us about it and we will replace the order at half-price, or an equal value of any other planting materials you wish to select from our list at one-half list price, you to pay transportation.

Failures with good germinating seed and hardy plants, tubers, shrubs, etc., such as we supply are few and far between. Marsh and water plants are very hardy and sure to grow.

Complete Planting Instructions Sent with Each Order.

### PREPAID TRANSPORTATION

Railway Express—Parcel Post—Truckline or Railway Freight charges will all be paid by us at the prices listed in this catalog.

The weights and bulk of different kinds of planting materials of these natural foods vary. Many of our customers like to know just what their cost is going to be delivered to their destination. Clubs who have set forth an appropriation wish to know all costs including transportation.

Of course, these prices do not include air transportation, foreign duty or transportation to foreign countries, except to Canada, to which we do pay the rail transportation, but not the duty.

## TERMS

Prices listed herein effective January 1, 1958, this list cancels all previous lists and quotation. These prices are delivered to any shipping point in the United States or Canada by prepaid express, parcel post or freight at our discretion. Prices do not include foreign duty or transportation beyond the continental borders of the United States, Canada or Alaska.

**QUANTITY RATES:** In lots of 250, 500 or 750 of roots, tubers or plants will be furnished at the 1,000 rate; unless otherwise specified, 50 of one kind will be furnished at the 100 rate.

Cash or satisfactory reference with order, if purchaser has no credit established with us. Shipments will be sent C.O.D. if so desired.

Aquatic seeds and other perishable planting materials will be shipped by Railway Express or parcel post. Air transportation will be at added cost to you.

Freight shipments will be made on quantities of 50 pounds or more of dry seeds such as Wild Millet, Reed Canary and Duck Wheat.

Replacement orders at half price due to crop failures in accord with the terms of our guarantee will be f.o.b. Oshkosh (transportation charges collect) for we cannot prepay carrying charges on half price orders.

For our reference write new American Bank, Oshkosh, Wis.; Department of Conservation, Madison, Wis.; American Wildlife Institute, Washington, D.C.; any outdoor sportsmen's magazine such as *Field and Stream*, *Outdoor Life*, *Sports Afield*, etc.

Printed in the U.S.A.

